



杭州东华链条集团有限公司
杭州余杭经济技术开发区昌达路1号
HANGZHOU DONGHUA CHAIN GROUP CO.,LTD.
1 CHANGDA RD, HANGZHOU YUHANG
ECONOMIC AND TECHNOLOGICAL
DEVELOPMENT AREA, HANGZHOU, CHINA
TEL: +86 571 8504 5837
FAX: +86 571 8504 2169
POST:311102
E-mail: export@dhchain.com
www.dhchain.com



DONGHUA INTERNATIONAL B.V.
PARELWEG 1
1812 RS ALKMAAR, THE NETHERLANDS
TEL: +31(0)72 8200 120
FAX: +31(0)72 540 1996
E-mail: info@donghua.eu
www.donghua.eu



DONGHUA LIMITED
UNITS 9 & 10 SIDINGS CLOSE
WEDNESFIELD, WEST MIDLANDS,
UNITED KINGDOM WV11 3DR
TEL: +44 (0)1902 866200
FAX: +44 (0)1902 722814
E-mail: sales@donghua.co.uk
www.donghua.co.uk



DONGHUA USA INC.
115 WEST LAKE DRIVE SUITE 200
GLENDALE HEIGHTS, IL. 60139
TEL: 630-682-3058
FAX: 630-682-3096
E-mail: info@dhchain.us
www.dhchain.us



DONGHUA TRANSMISSION(THAILAND)CO.,LTD.
162/2 PHATTANAKARN SOI 78, PRAWET,
PRAWET, BANGKOK 10250 THAILAND
TEL: +66 (0) 2321-6913-5
FAX: +66 (0) 2321-6916
E-mail: dhthailand@dhchain.com



KÖBO GMBH & CO. KG
HATZFELDER STR. 115
D-42281 WUPPERTAL, GERMANY
TEL: +49 (0)202 7093-0
FAX: +49 (0)202 7093-142
E-mail: info@koebo.com
www.koebo.com



DONGHUA INDUSTRIES EUROPE GMBH.
FIXHEIDER STRASSE 14
51381 LEVERKUSEN, GERMANY
TEL: +49 2171 39448-0
FAX: +49 2171 39448-60
E-mail: info@donghua-europe.com
www.donghua-europe.com



KÖBO DONGHUA FRANCE
6 RUE DU CHANT DES OISEAUX
D-78360 MONTESSON, FRANCE
TEL: +33 (0)1 30 15 24 54
FAX: +33 (0)1 34 80 04 66
E-mail: b.jausons@koebo.com
www.koebo.com




DONGHUA HUNGARY KFT.
GYÁR U. 2. BUDAÖRS H-2040
TEL: +36 23 428 777
FAX: +36 23 428 778
E-mail: info@donghua.hu
www.donghua.hu



ENUMA CHAIN MFG. CO., LTD.
300, KAMIKAWASAKI-MACHI,
KAGA-SHI, ISHIKAWA, 922-8678
TEL: +81-(0) 761-72-0286
FAX: +81-(0) 761-72-1377
E-mail: info_ekhp@enuma.co.jp
www.enuma.co.jp

© 2017杭州东华链条集团有限公司。版权所有。
■ 对样本内容的误解或不正确判断导致任何损失东华概不负责。
■ 任何信息的变更，恕不另行通知。
■ 请联系相关部门了解最新信息。
© 2017 Hangzhou Donghua Chain Group Co., Ltd. All rights reserved.
■ Donghua is not responsible for any loss resulting from any misunderstanding or incorrect judgements made from the content of this catalogue.
■ All information correct at time of printing and subject to change without notice.
■ Please contact the relevant department for the latest information.



杭州正楷品牌设计有限公司/设计制作

印刷 2017
Printed 2017

DONGHUA® **自强链条**
ZIJIANG CHAIN




东华链条集团
DONGHUA CHAIN GROUP

东华链条集团
DONGHUA CHAIN GROUP

DONGHUA®
自强链条
ZIJIANG CHAIN

产品样本
Product Catalogue

产品样本 Product Catalogue



www.dhchain.com





东华链条 全球链传动产品领先供应商

DONGHUA CHAIN THE GLOBAL CHAIN DRIVE PRODUCT LEADING SUPPLIER

ENTERPRISE INTRODUCTION

企业简介

杭州东华链条集团是全球链传动产品领先供应商，产品涵盖链传动各个应用领域。在中国、德国、波兰、日本拥有五个先进的生产制造基地，并在法国、德国、荷兰、泰国、英国、匈牙利和美国设有区域销售中心，形成了链传动产品全球研发、制造、营销和服务网络。已向全球市场提供超过12000个品种。

东华在中国有两个生产基地，占地面积超过347000m²，拥有员工3000多人，其中各类专业技术人才450多人。按产品应用领域建立了多个专业化制造事业部。东华在中国拥有国家企业技术中心，推动着产品与技术不断创新，持续地满足顾客的需求。

我们致力于向全球客户提供优质产品和便捷的本地服务。

Donghua Chain Group is a leading global chain drive product supplier with the widest product range. We have five state-of-the-art production bases and regional distribution centres and workshops in France, Germany, Netherlands, Thailand, UK, Hungary and the USA. Donghua has built a network of global design, R&D, manufacturing, sales and market service. We have provided over 12,000 varieties of chains for the global market.

Donghua has two production bases in China, covering more than 347,000 square metres, with over 3,000 employees, including over 450 people with various professional skills. We have created multiple professional divisions according to chain application. Donghua has established a national certified Enterprise Technology Center in China to drive forward product innovation and continuously satisfy customer demand.

We concentrate on providing high quality products and convenient local service.



2007
收购兴化齿轮有限公司
Acquisition of Xinghua Gear

1991
创建杭州城东链条厂
Founded in Hangzhou China

2013
评定为国家企业技术中心
Awarded by the Chinese government
as a National Certified Enterprise
Technology Center

2010
建立兴化链条工厂
Built chain factory in
Xinghua Jiangsu China

参股日本江沼链条制作所
Equity participation in Enuma
Chain, Japan

2003
收购杭州盾牌链传动有限公司
Acquisition of DP Chain

收购常州东风农机集团有限公司
Acquisition of Dongfeng Agricultural
Machinery

2011
认定为国家级高新技术企业
Awarded by the Chinese government
as a National High-Tech Enterprise

2016
获得CNAS实验室认可
Laboratory accredited by CNAS

2009
收购德国KÖBO 链条公司
Acquired KÖBO Chain, Germany

在德国、荷兰、美国、英国、泰国等地建立销售公司
Established subsidiaries in Germany,
Netherlands, USA, UK, France and Thailand.



DONGHUA GLOBAL 东华全球

东华链条集团是一家具有全球协同研发能力的跨国制造企业,在全球拥有多家工厂及仓储销售中心,为国内和国际市场服务。

Donghua chain group is a multinational manufacturing enterprise with collaborative research and development capabilities, Donghua chain group has numerous manufacturing and distribution centres servicing domestic and international markets across the globe.



● 东华荷兰
The Netherlands
Donghua International B.V.



● 东华英国
United Kingdom
Donghua Limited



● 东华美国
USA
Donghua USA Inc.



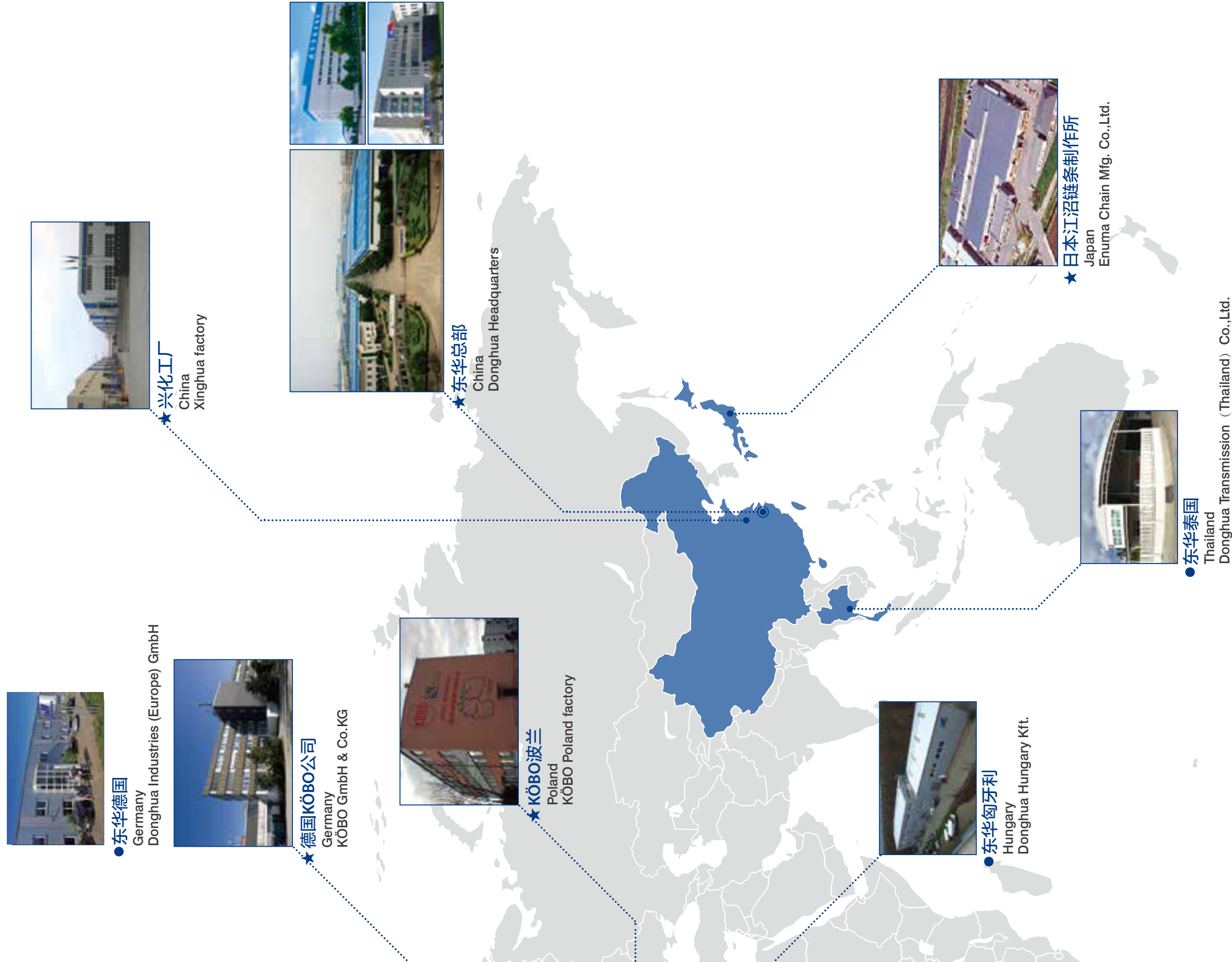
● 东华法国
France
KÖBO Donghua France.

★ 研发制造销售公司

R&D, Manufacturing, and sales company

● 销售公司

Sales & Distribution company



OPERATING STRATEGY 经营战略

产品全系列

Full range of products

节距从**4.762mm**到**1016mm**的各应用领域用链条

Provide a variety of chains for various applications, chain pitch ranges from **4.762mm(3/16 ")** to **1,016mm(40 ")**.

网络全覆盖

Complete coverage of network

销售网络在全球的拓展，为链传动产品发展提供强有力支持

Expanding our network of sales and service, providing strong support for industry.



产业链全过程

Whole process of chain production

从零件材料加工、零件制造、链条组装到链传动成套产品的提供。

Controlling raw material processing
Component manufacturing

Chain assembling and chain drive system

品牌全面提升

Total improvement of all brands

为顾客提供优质的产品与服务，扩大品牌市场占有率

By providing high quality products and premium service, enlarging DONGHUA brand market share.

行业领先产品

Leading products of chain industry

DONGHUA®

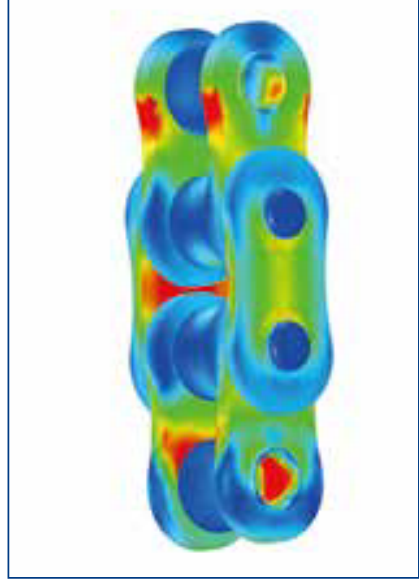
R&D CAPABILITY 研发能力

通过整合东华全球研发资源，建成了协同创新平台，实现了国内外团队共同研发，技术优势互补，形成了设计技术、工艺技术的核心竞争力。

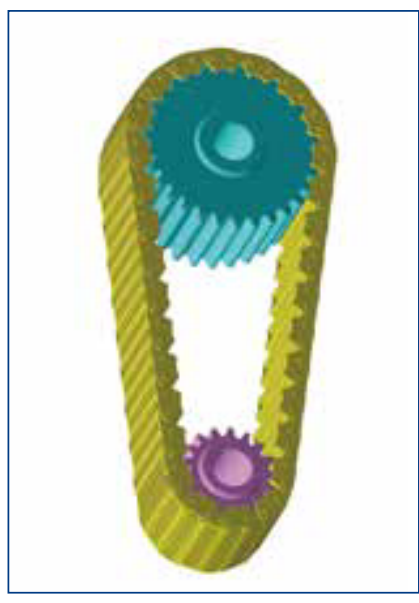
By integrating our global research and development departments we have created a worldwide technology platform, forming the core competitiveness of our design and manufacturing processes.



动力学建模与仿真分析
Dynamics modeling and simulation analysis



有限元分析
FEA, Finite Element Analysis



系统设计
System design



耐久性试验
Durability test



性能试验
Performance test

MANUFACTURE
制造

实现了从材料、零件到链条组装的全过程制造，专业化装备确保高品质产品交付。

We control the whole process of chain manufacture, including material processing, component manufacturing and chain assembly. Specialised equipment guarantees the delivery of high quality products.

▲ 滚子冷挤压
Cold extruding
of roller



▲ 环保型链板材料喷丸处理线
Environmentally friendly shot
blasting line for plate material



链板钢带连续轧制
Continuous rolling of plate strips

▲ 慢走丝线切割机床
Low speed wire cutting machine



高效模具
High-efficiency tooling



▲ 套筒加工
Continuous rolling of bush material



▲ 组装
Chain
assembly

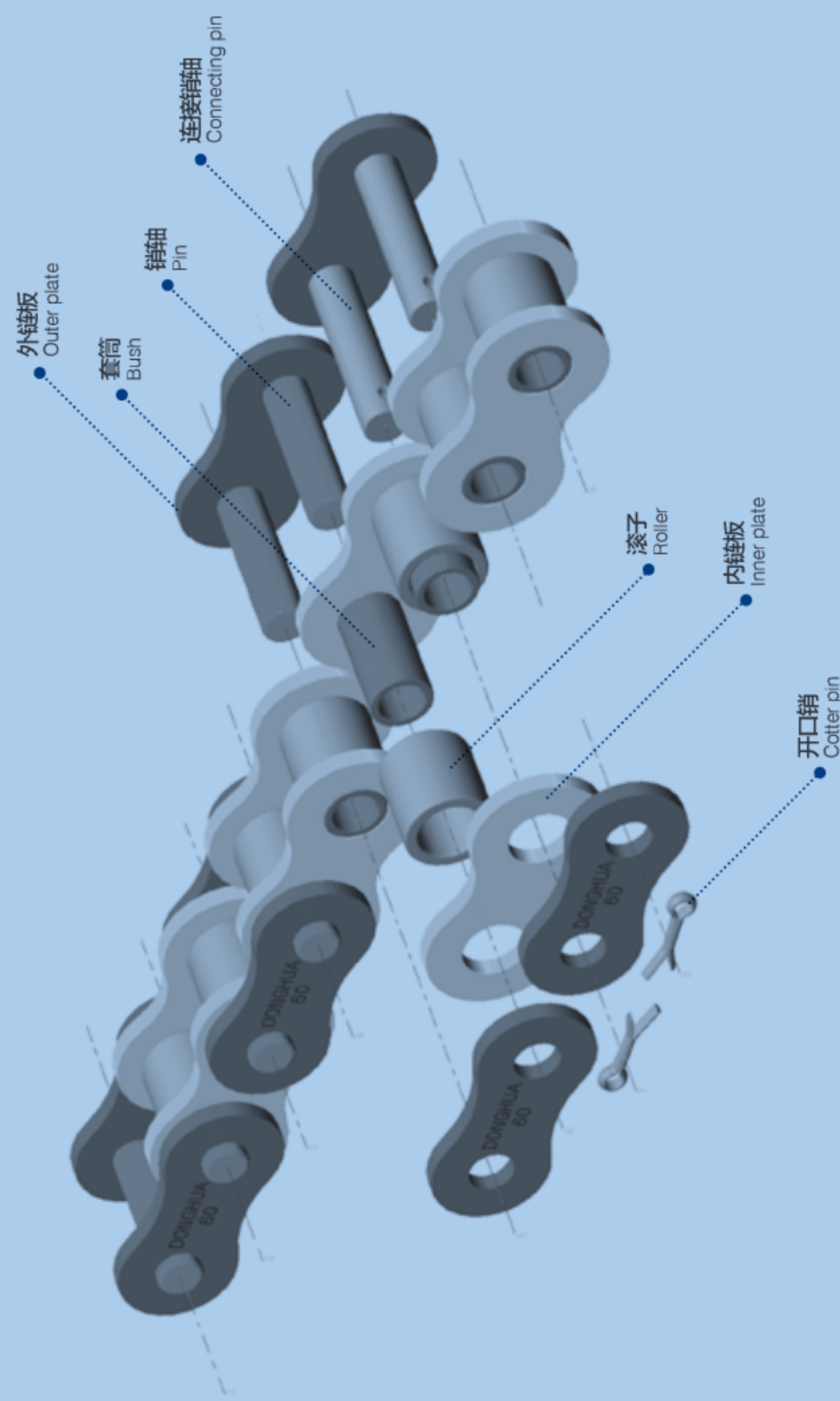


网带炉
Continuous mesh
belt furnace

VARIOUS PRODUCTS 各类产品

我们向顾客提供传动链、输送链、汽车链、摩托车链、农机链、板式链、扶梯链、工程链、不锈钢链以及链轮等链传动产品。

We produce for customers Drive Chains, Conveyor Chains, Automobile Chains, Motorcycle Chains, Agricultural Chains, Leaf Chains, Escalator Chains, Engineering Chains, Stainless Steel Chains and various Sprockets etc.



卡簧型连接链节

Connecting link with open spring clip



开口销型连接链节

Connecting link with cotter pin



过渡链节

Offset link



复合过渡链节

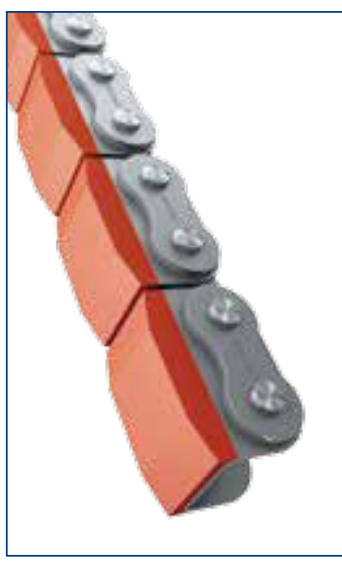
Double offset link



传动链
Drive chains



推窗链
Pushing window chains



橡胶附板链
Roller chains with elastomer profile




尖齿链
Spike chains



静音链
Silent chains



摩托车链
Motorcycle chains



农机喂入链
Agriculture feed chains



板式链
Leaf chains



停车库链
Car parking chains




重载型扶梯级链
Escalator step chains



销合链
Steel pintle chains



散物料输送链
Bulk material conveyor chains



橡胶手套链
Rubber gloves carrier chains



空心销轴链
Hollow pin chains



CVT链
CVT chains

QUALITY
质量

公司拥有完善的检测设备与试验设备，从材料检测、各道工序过程监控到成品测试，保证交付产品质量可靠，满足链条在各种工况下的使用要求。

Donghua owns fully equipped chain testing and inspection facilities, including material detection, process monitoring, and chain testing, ensuring the quality and reliability of products, meet the requirements of various operating conditions.



ISO 9001:2008



ISO 14001:2004



ISO/TS 16949:2009



API



CNAS 实验室认可
CNAS laboratory accreditation



ISO 10012:2003

链长测量仪
Chain length measuring instrument



三坐标测量仪
Three coordinate measuring instrument



盐雾试验机
Salt spraying tester



光谱仪
Spectrometer



疲劳试验机
Fatigue testing machine



磨损试验机
Wear testing machine



表面粗糙度轮廓仪
Roughness contourgraph







SERVICE
服务

东华拥有全球销售网络优势以及经验丰富的销售工程师团队，为顾客定制链条产品提出解决方案，并提供便捷的本地化售前与售后服务。

Donghua has the advantage of a global sales network, with experienced sales engineering teams. We can customise product solutions for customers and provide convenient local pre-sales and after-sales service.



A 传动链 DRIVING CHAINS 1 - 72

| | |
|--|---------|
| A系列短节距精密滚子链 Short pitch precision roller chains (A series) | 3 - 6 |
| B系列短节距精密滚子链 Short pitch precision roller chains (B series) | 7 - 9 |
| 重载系列滚子链 Heavy duty series roller chains | 10 - 13 |
| A系列开口销型短节距精密滚子链 Cottered type short pitch precision roller chains (A series) | 14 |
| 重载系列开口销型滚子链 Heavy duty series cottered type roller chains | 15 |
| SP系列高强度短节距滚子链 SP series high strength short pitch roller chains | 16 - 18 |
| SH系列高强度短节距重载滚子链 SH series high strength heavy duty short pitch roller chains | 19 |
| X3系列高性能滚子链 X3 series high performance roller chains | 20 |
| 其他滚子链 Other roller chains | 21 - 24 |
| 镀锌链 Corrosion resistant/Zinc-plated chains | 25 |
| 镀镍链 Corrosion resistant/Nickel-plated chains | 26 |
| 镀达克罗链 Corrosion resistant/Dacromet-plated chains | 27 |
| 自润滑链 Self-lubrication roller chains | 28 - 29 |
| O形密封圈链 O-Ring chains | 30 |
| 石油链 Oil field chains | 31 - 32 |
| 扶梯驱动链 Escalator drive chains | 33 - 35 |
| 推窗用防弯链 Anti-backbend chains for pushing window | 36 - 40 |
| 侧弯链 Side bow chains | 41 |
| 带附件侧弯链 Side bow chains with attachments | 42 |

Product List 产品目录

Donghua Product Catalogue 2017

| | |
|--|---------|
| 侧弯链附件 Side bow chains attachments | 43 - 45 |
| 重载传动用弯板链 Heavy duty cranked-link transmission chains | 46 - 49 |
| 齿形链 Inverted tooth chains | 50 - 53 |
| 滑片式无级变速链 Self-tooth-forming chains(P.I.V chains) | 54 |
| 摩托车链 Motorcycle chains | 55 - 58 |
| O形密封圈摩托车链 O-Ring motorcycle chains | 59 |
| X形密封圈摩托车链 X-Ring motorcycle chains | 60 |
| 汽车发动机正时滚子链 Timing roller chains for automobile engine | 61 |
| 汽车发动机正时套筒链 Timing bush chains for automobile engine | 62 |
| 汽车发动机正时静音链 Timing silent chains for automobile engine | 63 |
| 滚销式静音链 Rocker joint type silent chains | 64 |
| 圆销式静音链 Round pin type silent chains | 65 |
| 汽车发动机链条张紧器 Chain tensioner for automobile engine | 66 |
| 链条联轴器 Chain couplings | 67 |
| 联轴器链 Coupling chains | 68 - 70 |
| 套筒链 Bush chains | 71 |
| 双节距传动链 Double pitch transmission chains | 72 |

B 输送链 CONVEYOR CHAINS

73 - 320

A系列直链板滚子链
Roller chains with straight side plates (A series)

75

| | |
|---|-----------|
| B系列直链板滚子链 Roller chains with straight side plates (B series) | 76 |
| 短节距输送链附件 Short pitch conveyor chain attachments | 77 - 100 |
| A系列输送链特殊附件 Conveyor chain special attachments (A series) | 101 - 113 |
| B系列输送链特殊附件 Conveyor chain special attachments (B series) | 114 - 117 |
| 短节距加长销输送链 Short pitch conveyor chains with extended pins | 118 |
| 特殊加长销输送链 Conveyor chains with special extended pins | 119 - 129 |
| 双节距输送链 Double pitch conveyor chains | 130 - 132 |
| 双节距输送链附件 Double pitch conveyor chain attachments | 133 - 150 |
| 双节距带特殊附件输送链 Double pitch conveyor chains with special attachments | 151 - 158 |
| 双节距加长销输送链 Double pitch conveyor chains with extended pins | 159 - 164 |
| 倍速链 Double plus chains | 165 |
| 带大滚轮输送链 Conveyor chains with large rollers | 166 - 168 |
| 带侧滚轮输送链 Conveyor chains with outboard rollers | 169 - 170 |
| 带特殊滚轮输送链 Conveyor chains with special rollers | 171 - 172 |
| 带顶滚轮短节距输送链 Short pitch conveyor chains with top rollers | 173 |
| 带顶滚轮双节距输送链 Double pitch conveyor chains with top rollers | 174 |
| 木材输送链及附件 Lumber conveyor chains & attachments | 175 - 176 |
| 尖齿链 Sharp top chains | 177 - 201 |
| 橡胶附板链 Roller chains with vulcanized elastomer profiles | 202 - 208 |
| 带U型附件滚子链 Roller chains with U type attachments | 209 - 211 |

Product List 产品目录

Donghua Product Catalogue 2017

| | |
|---|-----------|
| 带塑料附板滚子链 Roller chains with plastic rollers | 212 |
| 塑料链 Plastic chains | 213 - 215 |
| 带塑料滚子输送链 Conveyor chains with plastic rollers | 216 |
| M系列输送链 Conveyor chains (M series) | 217 - 221 |
| M系列带附板输送链 Conveyor chains with attachments (M series) | 222 - 230 |
| M系列带加长销输送链 Conveyor chains with extended pins (M series) | 231 |
| MT系列输送链 Conveyor chains (MT series) | 232 |
| MC系列空心销轴输送链 Hollow pin conveyor chains (MC series) | 233 |
| FV系列输送链 Conveyor chains (FV series) | 234 - 235 |
| FV系列带附板输送链 Conveyor chains with attachments (FV series) | 236 - 238 |
| FVT系列输送链 Conveyor chains (FVT series) | 239 |
| FVC系列空心销轴输送链 Hollow pin conveyor chains (FVC series) | 240 |
| Z系列输送链 Conveyor chains (Z series) | 241 |
| Z系列带附板输送链 Conveyor chains with attachments (Z series) | 242 |
| ZE系列输送链 Conveyor chains (ZE series) | 243 |
| ZC系列空心销轴输送链 Hollow pin conveyor chains (ZC series) | 244 |
| 非标空心销轴输送链 Non-standard hollow pin conveyor chains | 245 - 247 |
| 输送链 Conveyor chains | 248 - 254 |
| 带附板输送链 Conveyor chains with attachments | 255 - 280 |
| 带加长销输送链 Conveyor chains with extended pins | 281 |

| | |
|--|-----------|
| 纺织机械用链条 Roller chains for textile machinery | 282 |
| 夹膜链 Grip chains | 283 - 284 |
| 拖板链 Articulated bottomplate chains | 285 |
| 纸卷用输送链 Conveyor chains for paper mill | 286 - 289 |
| 印铁烘房线链条 Conveyor chains for metal decorating system | 290 - 297 |
| 顶板输送链 Top plate conveyor chains | 298 - 299 |
| 双向活动链 Double flex chains | 300 |
| 空心销轴输送链 Hollow pin conveyor chains | 301 - 308 |
| 自动扶梯梯级链 Escalator step chains | 309 - 311 |
| 自动人行道踏板链 Moving walk pallet chains | 312 |
| 人造板设备用链条 Conveyor chains for fibreboard equipment | 313 |
| 喷涂设备输送链 Conveyor chains for spraying equipment | 314 |
| 烟草机械输送链 Tobacco conveyor chains | 315 - 320 |

C 工程链 ENGINEERING CHAINS

| | |
|--|-----------|
| 提升机用输送链 Conveyor chains for elevator | 321 - 436 |
| 刮板输送链 Scraper conveyor chains | 323 - 329 |
| 洗煤机链条 Conveyor chains for coal washer | 330 - 342 |
| 带附板输送链 Conveyor chains with attachments | 343 |
| 洗瓶机输送链 Bottle washer conveyor chains | 344 - 348 |
| | 349 - 351 |

Product List 产品目录

Donghua Product Catalogue 2017

| | |
|--|-----------|
| 橡胶手套输送链 Rubber gloves carrier chains | 352 - 355 |
| 污水处理链 Sewage disposal chains | 356 - 357 |
| 双铰接输送链 Universal movement conveyor chains | 358 - 365 |
| 工程用钢制套筒链 Engineering steel bush chains | 366 |
| 工程用钢制套筒链附件 Engineering steel bush chain attachments | 367 - 369 |
| 钢厂用输送链 Conveyor chains for steel mill | 370 - 386 |
| 块式链 Block chains | 387 - 389 |
| 工程用焊接结构弯板链 Welded-steel-type mill chains | 390 |
| 工程用焊接结构弯板链附件 Welded-steel-type mill chains with attachments | 391 - 394 |
| 曳引用焊接结构弯板链 Welded-steel-type drag chains | 395 |
| 曳引用焊接结构弯板链附件 Welded-steel-type drag chains with attachments | 396 - 397 |
| 筑路机械链 Conveyor chains for road construction machinery | 398 - 404 |
| 棕油链 Palm oil chains | 405 - 407 |
| 糖机链 Sugar mill chains | 408 - 424 |
| 汽车生产线链条 Conveyor chains for automobile production line | 425 - 436 |

D 板式链/提升链 LEAF CHAINS & HOISTING CHAINS

437 - 468

| | |
|--|-----------|
| 板式链 Leaf chains | 439 - 452 |
| 空心销轴板式链 Hollow pin leaf chains | 453 |
| 堆高机用板式链 Leaf chains for sky stacker | 454 - 455 |

| | |
|--|-----------|
| LH系列板式链连接环 Clevises for LH series Leaf chains | 456 - 457 |
| LL系列板式链连接环 Clevises for LL series Leaf chains | 458 |
| LH系列板式链连接销轴 Clevises pin (LH series) | 459 - 460 |
| LL系列板式链连接销轴 Clevises pin (LL series) | 461 - 462 |
| 多板销轴链 Gall's chains | 463 - 464 |
| 停车库链条 Car parking chains | 465 - 467 |
| 无滚子提升链 Rollerless hoisting chains | 468 |

E 农机链 AGRICULTURAL CHAINS 469 - 540

| | |
|---|-----------|
| 旋耕机链条/农机传动箱用链条 Rotary cultivator chains/Chains for transmission case of agricultural machinery | 471 |
| 联合收割机链 Combine chains | 472 - 474 |
| ZGS38联合收割机链及附件 ZGS38 Combine chain with attachments | 475 - 480 |
| 水稻收割机链 Rice harvester chains | 481 - 489 |
| S型钢制农机链 S type steel agricultural chains | 490 |
| A型钢制农机链/CA型钢制农机链 A type steel agricultural chains/CA type steel agricultural chains | 491 - 492 |
| S型钢制农机链附件 S type steel agricultural chain attachments | 493 - 502 |
| C型/CA型钢制农机链附件 C type and CA type steel agricultural chain attachments | 503 - 528 |
| O形密封圈农机链 O-Ring agricultural chains | 529 |
| 特殊农机链及附件 Special agricultural chains and attachments | 530 - 534 |
| 钢制销合链 Steel pintle chains | 535 - 537 |
| 钢制销合链附件 Steel pintle chain attachments | 538 - 540 |

Product List 产品目录

Donghua Product Catalogue 2017

F 不锈钢链 STAINLESS STEEL CHAINS

541 - 572

不锈钢短节距滚子链
Stainless steel short pitch roller chains

543 - 545

不锈钢短节距直链板滚子链
Stainless steel short pitch roller chain with straight side plate

546 - 547

不锈钢短节距滚子链附件
Stainless steel short pitch roller chain attachments

548 - 551

不锈钢双节距滚子链
Stainless steel double pitch roller chains

552 - 553

不锈钢双节距输送链附件
Stainless steel double pitch roller chain attachments

554 - 555

不锈钢空心销轴链
Stainless steel hollow pin chains

556 - 559

不锈钢短节距加长销输送链
Stainless steel short pitch conveyor chain with extended pins

560

不锈钢双节距加长销输送链
Stainless steel double pitch conveyor chain with extended pins

561

不锈钢输送链(M系列)

562

Stainless steel conveyor chains (M series)

不锈钢空心销轴输送链(MC系列)

563

Stainless steel hollow pin chains (MC series)

冷饮加工输送链

564 - 566

Conveyor chains for cold drink production

不锈钢侧弯链

567

Stainless steel side bow roller chains

不锈钢推窗防弯链

568 - 569

Stainless steel anti-sidebow chains for pushing window

香肠生产线输送链

570 - 571

Conveyor chains for sausage production

不锈钢尖齿链

572

Stainless steel sharp top chains

附录 APPENDIX

573 - 584

链条功率选用

573 - 575

Selection of chain drive power

润滑选择


576 - 580

Selection of lubrication

链传动维护保养


581 - 584

Maintenance for roller chain drive



传动链

DRIVING CHAINS

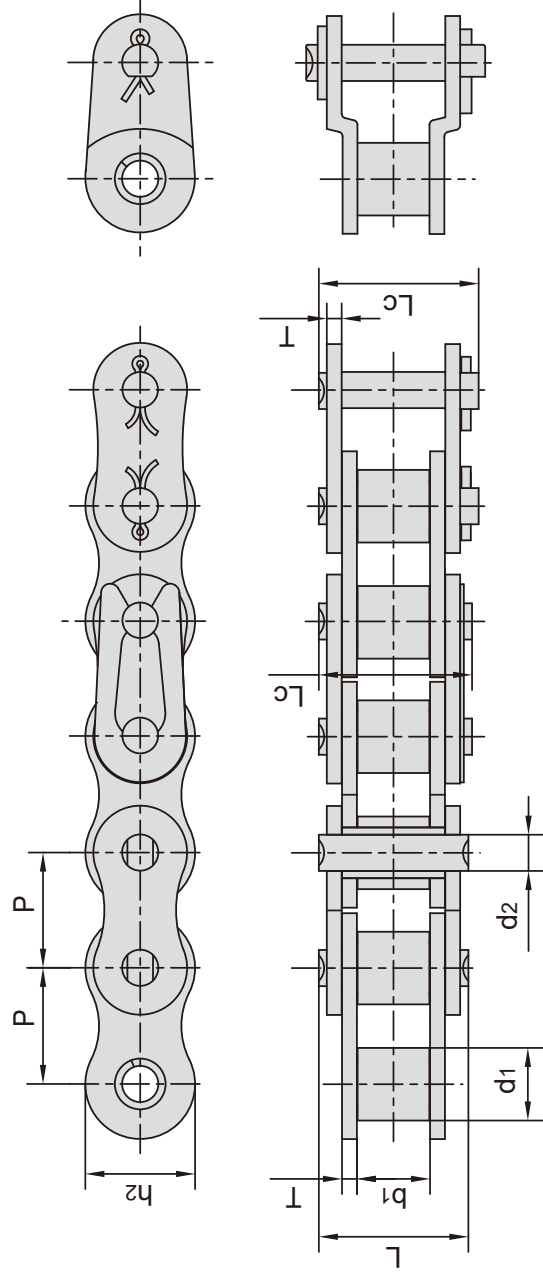


A系列短节距精密滚子链

Short pitch precision roller chains (A series)

单排滚子链/套筒链

Simplex roller chains & bush chains



| ISO/ANSI/ DIN 链号 | 东华 链号 | 节距 Pitch | 滚子直径 Roller diameter | 内节内宽 Width between inner plates | 销轴直径 Pin diameter | 销轴长度 Pin length | | 内链板高度 Inner plate depth | 链板厚度 Plate thickness | 抗拉强度 Tensile strength | 平均抗拉强度 Average tensile strength | 每米重量 Weight per meter |
|------------------------|----------|-------------|----------------------------|--|-------------------------|-----------------------|-----------------|----------------------------------|----------------------------|-----------------------------|--|--------------------------------|
| | | | | | | L max mm | Lc max mm | | | | | |
| 15 | *03C | 4.7625 | d1 max mm | b1 min mm | d2 max mm | L max mm | Lc max mm | h2 max mm | T max mm | Q min kN/lbf | Q0 kN | q kg/m |
| *25 | *04C-1 | 6.3500 | 3.30 | 3.18 | 2.31 | 7.90 | 8.40 | 6.00 | 0.80 | 3.50/795 | 5.0 | 0.15 |
| *35 | *06C-1 | 9.5250 | 5.08 | 4.77 | 3.58 | 12.40 | 13.17 | 9.00 | 1.30 | 7.90/1795 | 11.3 | 0.33 |
| 41 | 085-1 | 12.7000 | 7.77 | 6.25 | 3.58 | 13.75 | 15.00 | 9.91 | 1.30 | 6.67/1516 | 12.6 | 0.41 |
| 40 | 08A-1 | 12.7000 | 7.95 | 7.85 | 3.96 | 16.60 | 17.80 | 12.00 | 1.50 | 14.10/3205 | 18.6 | 0.62 |
| 50 | 10A-1 | 15.8750 | 10.16 | 9.40 | 5.08 | 20.70 | 22.20 | 15.09 | 2.03 | 22.20/5045 | 31.3 | 1.02 |
| 60 | 12A-1 | 19.0500 | 11.91 | 12.57 | 5.94 | 25.90 | 27.70 | 18.00 | 2.42 | 31.80/7227 | 43.2 | 1.50 |
| 80 | 16A-1 | 25.4000 | 15.88 | 15.75 | 7.92 | 32.70 | 35.00 | 24.00 | 3.25 | 56.70/12886 | 74.3 | 2.60 |
| 100 | 20A-1 | 31.7500 | 19.05 | 18.90 | 9.53 | 40.40 | 44.70 | 30.00 | 4.00 | 88.50/20114 | 107.6 | 3.91 |
| 120 | 24A-1 | 38.1000 | 22.23 | 25.22 | 11.10 | 50.30 | 54.30 | 35.70 | 4.80 | 127.00/28864 | 163.1 | 5.62 |
| 140 | 28A-1 | 44.4500 | 25.40 | 25.22 | 12.70 | 54.40 | 59.00 | 41.00 | 5.60 | 172.40/39182 | 222.5 | 7.50 |
| 160 | 32A-1 | 50.8000 | 28.58 | 31.55 | 14.27 | 64.80 | 69.60 | 47.80 | 6.40 | 226.80/51545 | 266.9 | 10.10 |
| 180 | 36A-1 | 57.1500 | 35.71 | 35.48 | 17.46 | 72.80 | 78.60 | 53.60 | 7.20 | 280.20/63682 | 361.1 | 13.45 |
| 200 | 40A-1 | 63.5000 | 39.68 | 37.85 | 19.85 | 80.30 | 87.20 | 60.00 | 8.00 | 353.80/80409 | 466.8 | 16.15 |
| 240 | 48A-1 | 76.2000 | 47.63 | 47.35 | 23.81 | 95.50 | 103.00 | 72.39 | 9.50 | 510.30/115977 | 671.6 | 23.20 |

*套筒链: 表中滚子直径d1为套筒直径

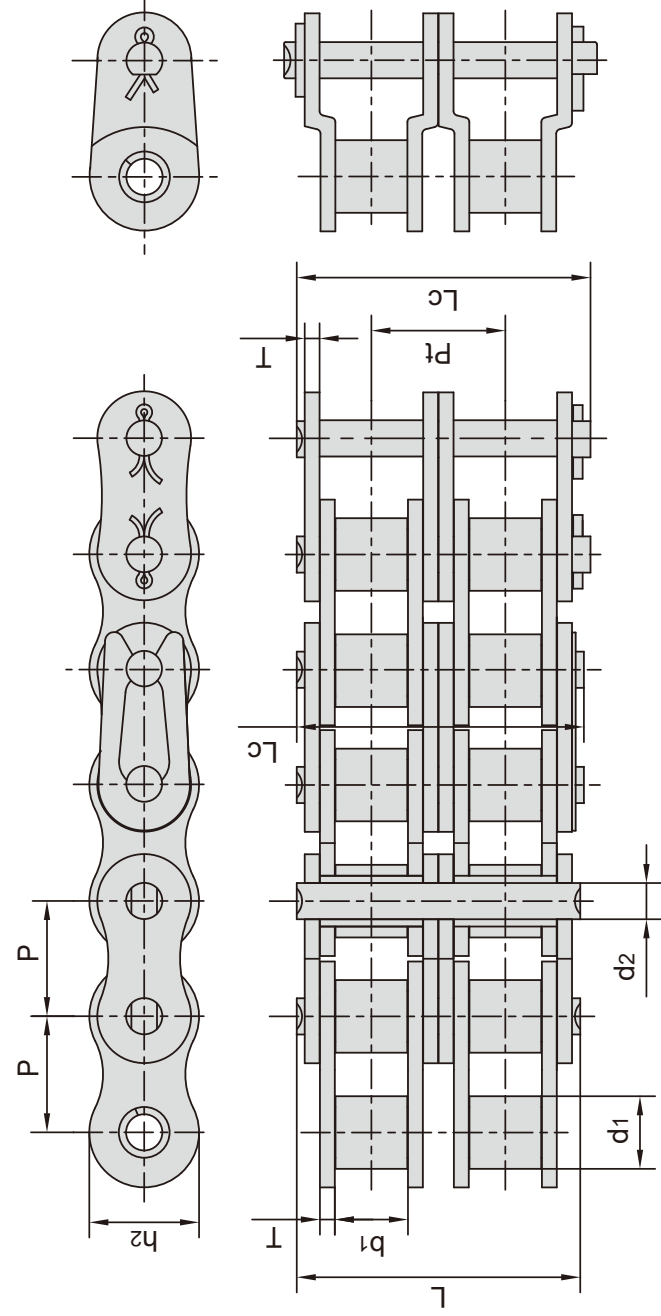
*Bush chain: d1 in the table indicates the external diameter of the bush

A系列短节距精密滚子链

Short pitch precision roller chains (A series)

双排滚子链/套筒链

Duplex roller chains & bush chains



| ISO/ANSI/ DIN 链号 | 东华 链号 | 节距 Pitch | 滚子直径 Roller diameter | 内节内宽 Width between inner plates | 销轴直径 Pin diameter | 销轴长度 Pin length | | 内链板高度 Inner plate depth | 链板厚度 Plate thickness | 排距 Transverse pitch | 抗拉强度 Tensile strength | 平均抗拉强度 Average tensile strength | 每米重量 Weight per meter |
|------------------------|----------|-------------|----------------------------|--|-------------------------|-----------------------|-----------|----------------------------------|----------------------------|---------------------------|-----------------------------|--|--------------------------------|
| | | | | | | L max | Lc max | | | | | | |
| *25-2 | *04C-2 | 6.350 | 3.30 | 3.18 | d2 max | 14.5 | 15.0 | 6.00 | 0.80 | 6.40 | 7.00/1591 | 10.0 | 0.28 |
| *35-2 | *06C-2 | 9.525 | 5.08 | 4.77 | 3.58 | 22.5 | 23.3 | 9.00 | 1.30 | 10.13 | 15.80/3591 | 22.3 | 0.63 |
| 41-2 | 085-2 | 12.700 | 7.77 | 6.25 | 3.58 | 25.7 | 26.9 | 9.91 | 1.30 | 11.95 | 13.34/3032 | 16.9 | 0.81 |
| 40-2 | 08A-2 | 12.700 | 7.95 | 7.85 | 3.96 | 31.0 | 32.2 | 12.00 | 1.50 | 14.38 | 28.20/6409 | 37.2 | 1.12 |
| 50-2 | 10A-2 | 15.875 | 10.16 | 9.40 | 5.08 | 38.9 | 40.4 | 15.09 | 2.03 | 18.11 | 44.40/10091 | 62.6 | 2.00 |
| 60-2 | 12A-2 | 19.050 | 11.91 | 12.57 | 5.94 | 48.8 | 50.5 | 18.00 | 2.42 | 22.78 | 63.60/14455 | 86.4 | 2.92 |
| 80-2 | 16A-2 | 25.400 | 15.88 | 15.75 | 7.92 | 62.7 | 64.3 | 24.00 | 3.25 | 29.29 | 113.40/25773 | 148.6 | 5.15 |
| 100-2 | 20A-2 | 31.750 | 19.05 | 18.90 | 9.53 | 76.4 | 80.5 | 30.00 | 4.00 | 35.76 | 177.00/40227 | 215.2 | 7.80 |
| 120-2 | 24A-2 | 38.100 | 22.23 | 25.22 | 11.10 | 95.8 | 99.7 | 35.70 | 4.80 | 45.44 | 254.00/57727 | 326.2 | 11.70 |
| 140-2 | 28A-2 | 44.450 | 25.40 | 25.22 | 12.70 | 103.3 | 107.9 | 41.00 | 5.60 | 48.87 | 344.80/78364 | 445.0 | 15.14 |
| 160-2 | 32A-2 | 50.800 | 28.58 | 31.55 | 14.27 | 123.3 | 128.1 | 47.80 | 6.40 | 58.55 | 453.60/103091 | 533.8 | 20.14 |
| 180-2 | 36A-2 | 57.150 | 35.71 | 35.48 | 17.46 | 138.6 | 144.4 | 53.60 | 7.20 | 65.84 | 560.50/127386 | 722.2 | 29.22 |
| 200-2 | 40A-2 | 63.500 | 39.68 | 37.85 | 19.85 | 151.9 | 158.8 | 60.00 | 8.00 | 71.55 | 707.60/160818 | 933.6 | 32.24 |
| 240-2 | 48A-2 | 76.200 | 47.63 | 47.35 | 23.81 | 183.4 | 190.8 | 72.39 | 9.50 | 87.83 | 1020.60/213955 | 1343.2 | 45.23 |

*套筒链: 表中滚子直径d1为套筒直径

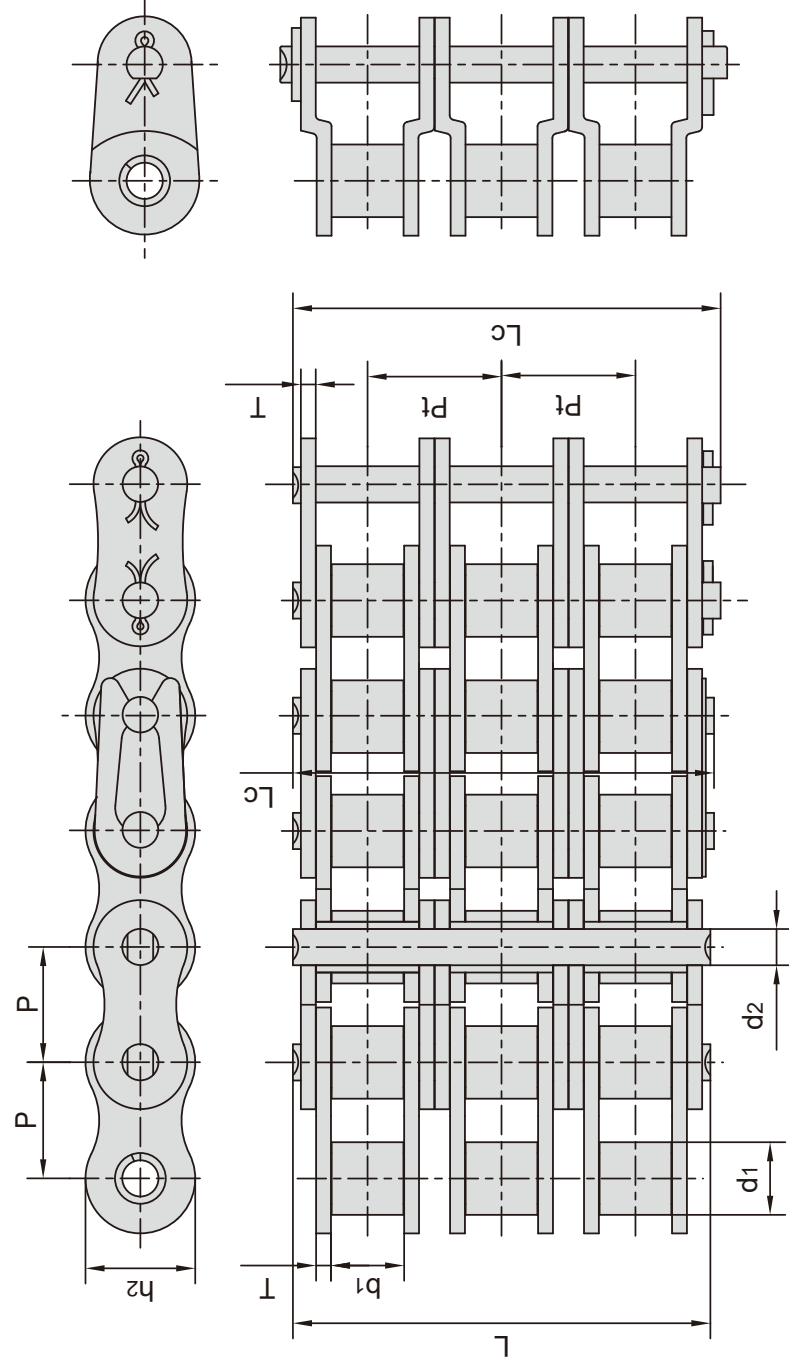
*Bush chain: d1 in the table indicates the external diameter of the bush

A系列短节距精密滚子链

Short pitch precision roller chains (A series)

三排滚子链/套筒链

Triplex roller chains & bush chains



| ISO/ANSI/ DIN 链号 | 东华 链号 | 节距 Pitch | 滚子直径 Roller diameter | 内节内宽 Width between inner plates | 销轴直径 Pin diameter | | 销轴长度 Pin length | | 内链板高度 Inner plate depth | 链板厚度 Plate thickness | 排距 Transverse pitch | 抗拉强度 Tensile strength | | 平均抗拉强度 Average tensile strength | 每米重量 Weight per meter |
|------------------------|----------|-------------|----------------------------|--|-------------------------|-----------|-----------------------|----------|----------------------------------|----------------------------|---------------------------|-----------------------------|----------|--|--------------------------------|
| | | | | | d1 max | b1 min | d2 max | L max | | | | Lc max | Q min | | |
| *25-3 | *04C-3 | 6.350 | 3.30 | 3.18 | 2.31 | 21.0 | 21.5 | 0.80 | 6.00 | 6.40 | 10.5/2386 | 15.0 | 0.44 | | |
| *35-3 | *06C-3 | 9.525 | 5.08 | 4.77 | 3.58 | 32.7 | 33.5 | 1.30 | 9.00 | 10.13 | 23.7/5386 | 33.9 | 1.05 | | |
| 40-3 | 08A-3 | 12.700 | 7.95 | 7.85 | 3.96 | 45.4 | 46.6 | 1.50 | 12.00 | 14.38 | 42.3/9614 | 55.8 | 1.90 | | |
| 50-3 | 10A-3 | 15.875 | 10.16 | 9.40 | 5.08 | 57.0 | 58.5 | 2.03 | 15.09 | 18.11 | 66.6/15136 | 93.9 | 3.09 | | |
| 60-3 | 12A-3 | 19.050 | 11.91 | 12.57 | 5.94 | 71.5 | 73.3 | 2.42 | 18.00 | 22.78 | 95.4/21682 | 129.6 | 4.54 | | |
| 80-3 | 16A-3 | 25.400 | 15.88 | 15.75 | 7.92 | 91.7 | 93.6 | 3.25 | 24.00 | 29.29 | 170.1/38659 | 222.9 | 7.89 | | |
| 100-3 | 20A-3 | 31.750 | 19.05 | 18.90 | 9.53 | 112.2 | 116.3 | 4.00 | 30.00 | 35.76 | 265.5/60341 | 322.8 | 11.77 | | |
| 120-3 | 24A-3 | 38.100 | 22.23 | 25.22 | 11.10 | 141.4 | 145.2 | 4.80 | 35.70 | 45.44 | 381.0/86591 | 489.3 | 17.53 | | |
| 140-3 | 28A-3 | 44.450 | 25.40 | 25.22 | 12.70 | 152.2 | 156.8 | 5.60 | 41.00 | 48.87 | 517.2/117545 | 667.5 | 22.20 | | |
| 160-3 | 32A-3 | 50.800 | 28.58 | 31.55 | 14.27 | 181.8 | 186.6 | 6.40 | 47.80 | 58.55 | 680.4/154636 | 800.7 | 30.02 | | |
| 180-3 | 36A-3 | 57.150 | 35.71 | 35.48 | 17.46 | 204.4 | 210.2 | 7.20 | 53.60 | 65.84 | 840.7/191068 | 1083.3 | 38.22 | | |
| 200-3 | 40A-3 | 63.500 | 39.68 | 37.85 | 19.85 | 223.5 | 230.4 | 8.00 | 60.00 | 71.55 | 1061.4/241227 | 1400.4 | 49.03 | | |
| 240-3 | 48A-3 | 76.200 | 47.63 | 47.35 | 23.81 | 271.3 | 278.6 | 9.50 | 72.39 | 87.83 | 1530.9/347932 | 2014.8 | 71.60 | | |

*套筒链: 表中滚子直径d1为套筒直径

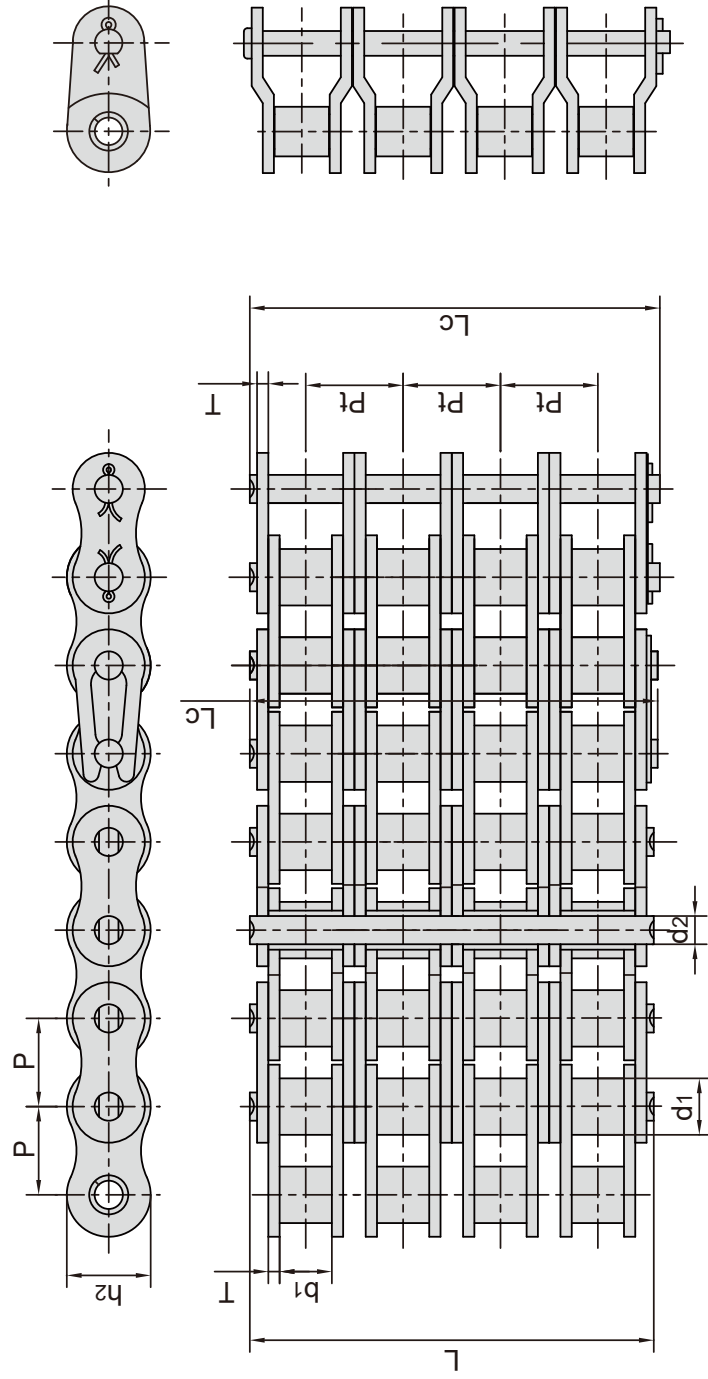
*Bush chain: d1 in the table indicates the external diameter of the bush

A系列短节距精密滚子链

Short pitch precision roller chains (A series)

多排滚子链

Multiple strand roller chains



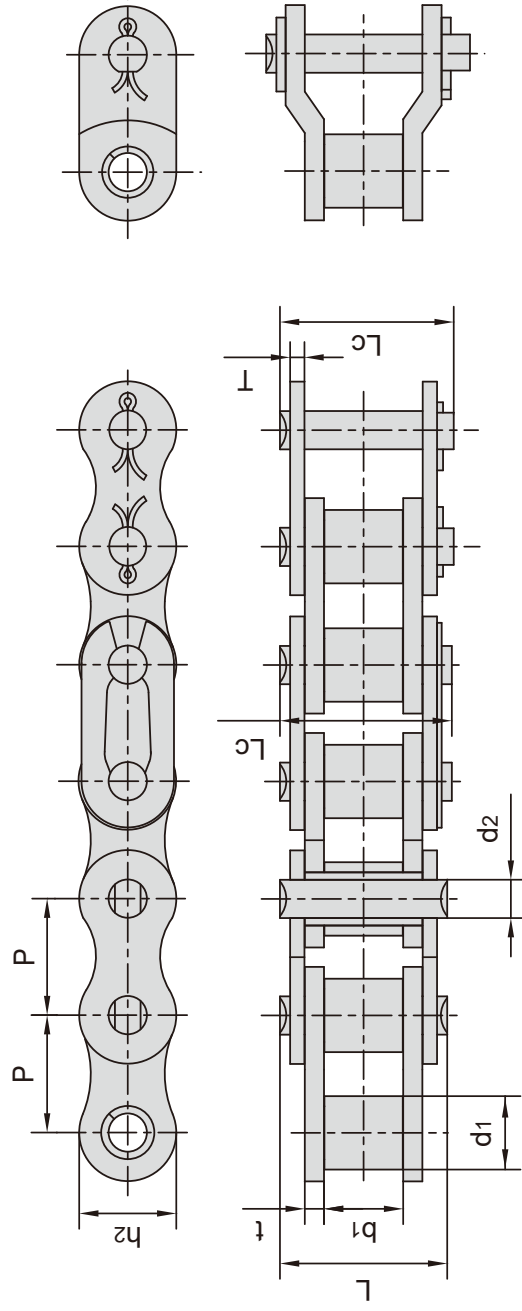
| ANSI 链号 ANSI Chain No. | 东华 链号 Donghua Chain No. | 节距 Pitch | | 滚子直径 Roller diameter | 内节内宽 Width between inner plates | 销轴直径 Pin diameter | | 销轴长度 Pin length | | 内链板高度 Inner plate depth | 链板厚度 Plate thickness | 排距 Transverse pitch | 抗拉强度 Tensile strength | 平均抗拉强度 Average tensile strength | 每米重量 Weight per meter |
|------------------------------------|-------------------------------------|-------------|----|----------------------------|--|-------------------------|----------|-----------------------|-----------|----------------------------------|----------------------------|---------------------------|-----------------------------|--|--------------------------------|
| | | P | mm | d1 max | b1 min | d2 max | L max | Lc max | h2 max | T max | Pt | Q min | Q0 | q | |
| 40-4 | 08A-4 | 12.700 | | 7.95 | 7.85 | 3.96 | 59.8 | 61.0 | 12.00 | 1.50 | 14.38 | 56.4/12687 | 62.04 | 2.57 | |
| 50-4 | 10A-4 | 15.875 | | 10.16 | 9.40 | 5.08 | 75.1 | 76.6 | 15.09 | 2.03 | 18.11 | 88.8/19976 | 97.68 | 4.30 | |
| 60-4 | 12A-4 | 19.050 | | 11.91 | 12.57 | 5.94 | 94.4 | 96.1 | 18.00 | 2.42 | 22.78 | 127.2/28614 | 139.92 | 6.21 | |
| 80-4 | 16A-4 | 25.400 | | 15.88 | 15.75 | 7.92 | 121.0 | 124.4 | 24.00 | 3.25 | 29.29 | 226.8/51020 | 249.48 | 10.37 | |
| 100-4 | 20A-4 | 31.750 | | 19.05 | 18.90 | 9.53 | 147.8 | 152.1 | 30.00 | 4.00 | 35.76 | 354.0/79635 | 389.40 | 15.60 | |
| 120-4 | 24A-4 | 38.100 | | 22.23 | 25.22 | 11.10 | 187.0 | 190.8 | 35.70 | 4.80 | 45.44 | 508.0/114278 | 558.80 | 23.56 | |
| 40-5 | 08A-5 | 12.700 | | 7.95 | 7.85 | 3.96 | 74.2 | 75.4 | 12.00 | 1.50 | 14.38 | 70.5/15859 | 77.55 | 3.19 | |
| 50-5 | 10A-5 | 15.875 | | 10.16 | 9.40 | 5.08 | 93.2 | 94.7 | 15.09 | 2.03 | 18.11 | 111.0/24970 | 122.10 | 5.37 | |
| 60-5 | 12A-5 | 19.050 | | 11.91 | 12.57 | 5.94 | 117.0 | 118.8 | 18.00 | 2.42 | 22.78 | 159.0/35768 | 174.90 | 7.75 | |
| 80-5 | 16A-5 | 25.400 | | 15.88 | 15.75 | 7.92 | 149.9 | 153.7 | 24.00 | 3.25 | 29.29 | 283.5/63775 | 311.85 | 12.96 | |
| 100-5 | 20A-5 | 31.750 | | 19.05 | 18.90 | 9.53 | 183.6 | 187.9 | 30.00 | 4.00 | 35.76 | 442.5/99543 | 486.75 | 19.46 | |
| 120-5 | 24A-5 | 38.100 | | 22.23 | 25.22 | 11.10 | 232.3 | 236.1 | 35.70 | 4.80 | 45.44 | 635.0/142848 | 698.50 | 29.40 | |
| 40-6 | 08A-6 | 12.700 | | 7.95 | 7.85 | 3.96 | 88.5 | 89.8 | 12.00 | 1.50 | 14.38 | 84.6/19031 | 93.06 | 3.83 | |
| 50-6 | 10A-6 | 15.875 | | 10.16 | 9.40 | 5.08 | 111.3 | 112.8 | 15.09 | 2.03 | 18.11 | 133.2/29964 | 146.52 | 6.43 | |
| 60-6 | 12A-6 | 19.050 | | 11.91 | 12.57 | 5.94 | 139.8 | 141.8 | 18.00 | 2.42 | 22.78 | 190.8/42921 | 209.80 | 9.31 | |
| 80-6 | 16A-6 | 25.400 | | 15.88 | 15.75 | 7.92 | 179.2 | 183.0 | 24.00 | 3.25 | 29.29 | 340.2/76530 | 374.22 | 15.50 | |
| 100-6 | 20A-6 | 31.750 | | 19.05 | 18.90 | 9.53 | 219.4 | 223.7 | 30.00 | 4.00 | 35.76 | 531.0/119452 | 584.10 | 23.36 | |
| 120-6 | 24A-6 | 38.100 | | 22.23 | 25.22 | 11.10 | 278.0 | 282.0 | 35.70 | 4.80 | 45.44 | 762.0/171417 | 838.20 | 35.30 | |
| 40-8 | 08A-8 | 12.700 | | 7.95 | 7.85 | 3.96 | 117.3 | 118.5 | 12.00 | 1.50 | 14.38 | 112.8/25375 | 124.08 | 5.11 | |
| 50-8 | 10A-8 | 15.875 | | 10.16 | 9.40 | 5.08 | 147.5 | 149.0 | 15.09 | 2.03 | 18.11 | 177.6/39952 | 195.36 | 8.59 | |
| 60-8 | 12A-8 | 19.050 | | 11.91 | 12.57 | 5.94 | 185.8 | 187.6 | 18.00 | 2.42 | 22.78 | 254.4/57229 | 279.84 | 12.37 | |
| 80-8 | 16A-8 | 25.400 | | 15.88 | 15.75 | 7.92 | 237.8 | 241.6 | 24.00 | 3.25 | 29.29 | 453.6/102040 | 498.96 | 20.67 | |
| 100-8 | 20A-8 | 31.750 | | 19.05 | 18.90 | 9.53 | 290.8 | 295.1 | 30.00 | 4.00 | 35.76 | 708.0/159270 | 778.80 | 31.14 | |
| 120-8 | 24A-8 | 38.100 | | 22.23 | 25.22 | 11.10 | 368.8 | 372.8 | 35.70 | 4.80 | 45.44 | 1016.0/228557 | 1176.00 | 47.07 | |

B系列短节距精密滚子链

Short pitch precision roller chains (B series)

单排滚子链

Simplex roller chains



| ISO/DIN 链号 ISO/DIN Chain No. | 节距 Pitch P mm | 滚子直径 Roller diameter d1 max mm | 内节内宽 Width between inner plates b1 min mm | 销轴直径 Pin diameter d2 max mm | 销轴长度 Pin length | | 内链板高度 Inner plate depth h2 max mm | 链板厚度 Plate thickness t/T max mm | 抗拉强度 Tensile strength Q min kN/lbf | 平均抗拉强度 Average tensile strength Q0 kN | 每米重量 Weight per meter q kg/m |
|--|------------------------|---|---|--|-----------------------|-----------------|---|--|---|--|---|
| | | | | | L max mm | Lc max mm | | | | | |
| 04 | 6.000 | 4.00 | 2.80 | 1.85 | 6.80 | 7.8 | 5.00 | 0.60 | 3.0/682 | 3.2 | 0.11 |
| 05B-1 | 8.000 | 5.00 | 3.00 | 2.31 | 8.20 | 8.9 | 7.10 | 0.80 | 5.0/1136 | 5.9 | 0.20 |
| *06B-1 | 9.525 | 6.35 | 5.72 | 3.28 | 13.15 | 14.1 | 8.20 | 1.30 | 9.0/2045 | 10.4 | 0.41 |
| 08B-1 | 12.700 | 8.51 | 7.75 | 4.45 | 16.70 | 18.2 | 11.80 | 1.60 | 18.0/4091 | 19.4 | 0.69 |
| 10B-1 | 15.875 | 10.16 | 9.65 | 5.08 | 19.50 | 20.9 | 14.70 | 1.70 | 22.4/5091 | 27.5 | 0.93 |
| 12B-1 | 19.050 | 12.07 | 11.68 | 5.72 | 22.50 | 24.2 | 16.00 | 1.85 | 29.0/6591 | 32.2 | 1.15 |
| 16B-1 | 25.400 | 15.88 | 17.02 | 8.28 | 36.10 | 37.4 | 21.00 | 4.15/3.1 | 60.0/13636 | 77.1 | 2.71 |
| 20B-1 | 31.750 | 19.05 | 19.56 | 10.19 | 41.30 | 45.0 | 26.40 | 4.50/3.5 | 95.0/21591 | 112.8 | 3.70 |
| 24B-1 | 38.100 | 25.40 | 25.40 | 14.63 | 53.40 | 57.8 | 33.20 | 6.00/4.8 | 160.0/36364 | 178.0 | 7.10 |
| 28B-1 | 44.450 | 27.94 | 30.99 | 15.90 | 65.10 | 69.5 | 36.70 | 7.50/6.0 | 200.0/45455 | 236.4 | 8.50 |
| 32B-1 | 50.800 | 29.21 | 30.99 | 17.81 | 66.00 | 71.0 | 42.00 | 7.00/6.0 | 250.0/56818 | 277.5 | 10.25 |
| 40B-1 | 63.500 | 39.37 | 38.10 | 22.89 | 82.20 | 89.2 | 52.96 | 8.50/8.0 | 355.0/80682 | 394.0 | 16.35 |
| 48B-1 | 76.200 | 48.26 | 45.72 | 29.24 | 99.10 | 107.0 | 63.80 | 12.00/10.0 | 560.0/127272 | 621.6 | 25.00 |
| 56B-1 | 88.900 | 53.98 | 53.34 | 34.32 | 114.6 | 123.0 | 77.80 | 13.50/12.0 | 850.0/193180 | 940.0 | 35.78 |
| 64B-1 | 101.600 | 63.50 | 60.96 | 39.40 | 130.0 | 138.5 | 90.17 | 15.00/13.0 | 112.0/254544 | 1240.0 | 46.00 |
| 72B-1 | 114.300 | 72.39 | 68.58 | 44.48 | 147.4 | 156.4 | 103.60 | 17.00/15.0 | 1400.0/318180 | 1550.0 | 60.80 |

*直链板

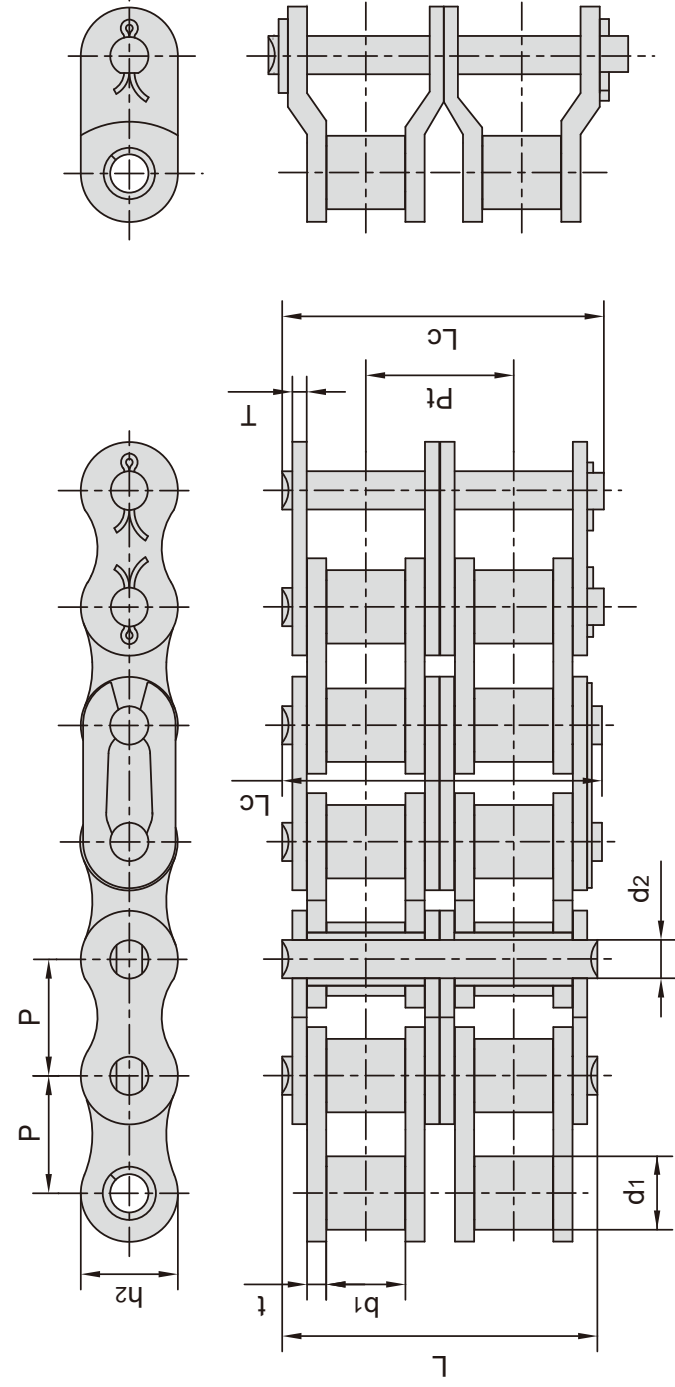
*Straight side plates

B系列短节距精密滚子链

Short pitch precision roller chains (B series)

双排滚子链

Duplex roller chains



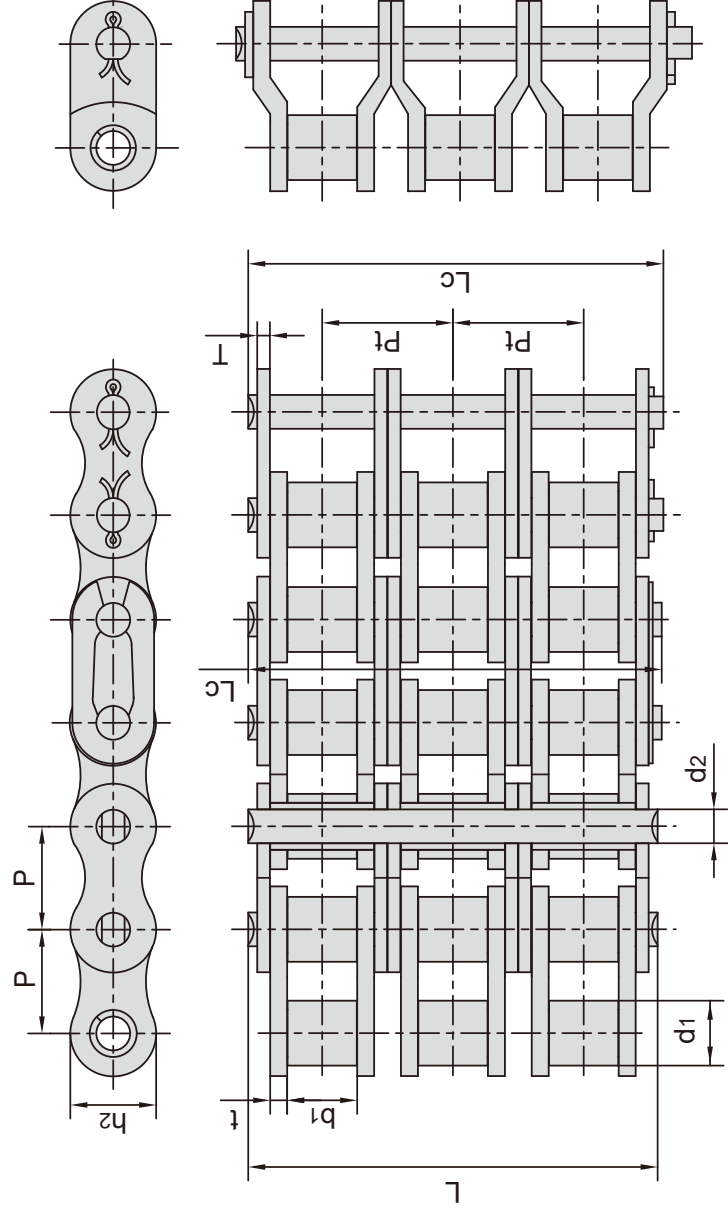
| ISO/DIN 链号 ISO/DIN Chain No. | 节距 Pitch P mm | 滚子直径 Roller diameter d1 max mm | 内节内宽 Width between inner plates b1 min mm | 销轴直径 Pin diameter d2 max mm | 销轴长度 Pin length | | 内链板高度 Inner plate depth h2 max mm | 链板厚度 Plate thickness t/T max mm | 排距 Transverse pitch Pt mm | 抗拉强度 Tensile strength Q min kN/lbf | 平均抗拉强度 Average tensile strength Q0 kN | 每米重量 Weight per meter q kg/m |
|--|------------------------|---|---|--|-----------------------|-----------------|---|--|---------------------------------------|---|--|---|
| | | | | | L max mm | Lc max mm | | | | | | |
| 05B-2 | 8.000 | 5.00 | 3.00 | 2.31 | 13.9 | 14.5 | 7.10 | 0.80 | 5.64 | 7.8/1773 | 10.2 | 0.33 |
| *06B-2 | 9.525 | 6.35 | 5.72 | 3.28 | 23.4 | 24.4 | 8.20 | 1.30 | 10.24 | 16.9/3841 | 18.7 | 0.77 |
| 08B-2 | 12.700 | 8.51 | 7.75 | 4.45 | 31.0 | 32.2 | 11.80 | 1.60 | 13.92 | 32.0/7273 | 38.7 | 1.34 |
| 10B-2 | 15.875 | 10.16 | 9.65 | 5.08 | 36.1 | 37.5 | 14.70 | 1.70 | 16.59 | 44.5/10114 | 56.2 | 1.84 |
| 12B-2 | 19.050 | 12.07 | 11.68 | 5.72 | 42.0 | 43.6 | 16.00 | 1.85 | 19.46 | 57.8/13136 | 66.1 | 2.31 |
| 16B-2 | 25.400 | 15.88 | 17.02 | 8.28 | 68.0 | 69.3 | 21.00 | 4.15/3.1 | 31.88 | 106.0/24091 | 152.1 | 5.42 |
| 20B-2 | 31.750 | 19.05 | 19.56 | 10.19 | 77.8 | 81.5 | 26.40 | 4.50/3.5 | 36.45 | 170.0/38636 | 229.0 | 7.20 |
| 24B-2 | 38.100 | 25.40 | 25.40 | 14.63 | 101.7 | 106.2 | 33.20 | 6.00/4.8 | 48.36 | 280.0/63636 | 319.2 | 13.40 |
| 28B-2 | 44.450 | 27.94 | 30.99 | 15.90 | 124.6 | 129.1 | 36.70 | 7.50/6.0 | 59.56 | 360.0/81818 | 406.8 | 16.60 |
| 32B-2 | 50.800 | 29.21 | 30.99 | 17.81 | 124.6 | 129.6 | 42.00 | 7.00/6.0 | 58.55 | 450.0/102273 | 508.5 | 21.00 |
| 40B-2 | 63.500 | 39.37 | 38.10 | 22.89 | 154.5 | 161.5 | 52.96 | 8.50/8.0 | 72.29 | 630.0/143182 | 711.9 | 32.00 |
| 48B-2 | 76.200 | 48.26 | 45.72 | 29.24 | 190.4 | 198.2 | 63.80 | 12.00/10.0 | 91.21 | 1000.0/227272 | 1130.0 | 50.00 |
| 56B-2 | 88.900 | 53.98 | 53.34 | 34.32 | 221.2 | 229.6 | 77.80 | 13.50/12.0 | 106.60 | 1600.0/363635 | 1760.0 | 71.48 |
| 64B-2 | 101.600 | 63.50 | 60.96 | 39.40 | 249.9 | 258.4 | 90.17 | 15.00/13.0 | 119.89 | 2000.0/454544 | 2200.0 | 91.00 |
| 72B-2 | 114.300 | 72.39 | 68.58 | 44.48 | 283.7 | 292.7 | 103.60 | 17.00/15.0 | 136.27 | 2500.0/568180 | 2750.0 | 120.40 |

*直链板

*Straight side plates

B系列短节距精密滚子链 Short pitch precision roller chains (B series)

三排滚子链 Triplex roller chains



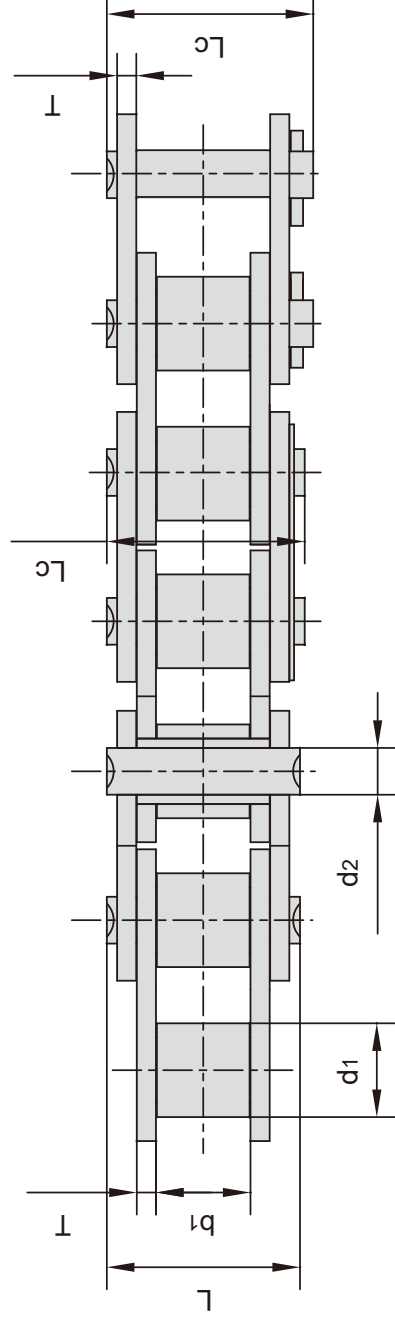
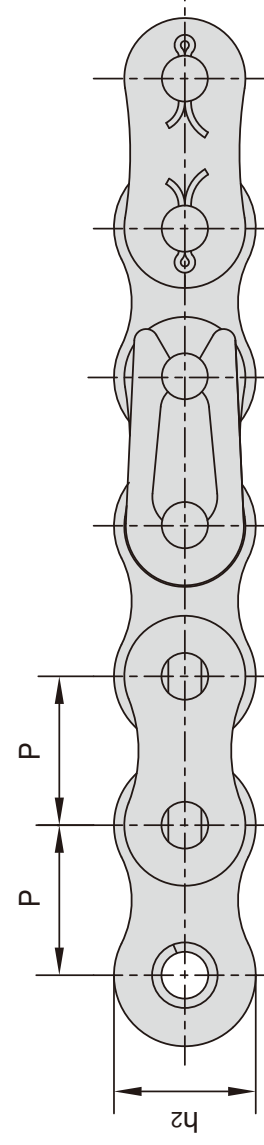
| ISO/DIN 链号 ISO/DIN Chain No. | 节距 Pitch P mm | 滚子直径 Roller diameter d1 max mm | 内节内宽 Width between inner plates b1 min mm | 销轴直径 Pin diameter d2 max mm | 销轴长度 Pin length | | 内链板高度 Inner plate depth h2 max mm | 链板厚度 Plate thickness t/T max mm | 排距 Transverse pitch Pt mm | 抗拉强度 Tensile strength Q min kN/lbf | 平均抗拉强度 Average tensile strength Q0 kN | 每米重量 Weight per meter q kg/m |
|--|------------------------|---|---|--|-----------------------|-----------------|---|--|---------------------------------------|---|--|---|
| | | | | | L max mm | Lc max mm | | | | | | |
| 05B-3 | 8.000 | 5.00 | 3.00 | 2.31 | 19.5 | 20.2 | 7.10 | 0.80 | 5.64 | 11.1/2523 | 13.8 | 0.48 |
| *06B-3 | 9.525 | 6.35 | 5.72 | 3.28 | 33.5 | 34.6 | 8.20 | 1.30 | 10.24 | 24.9/5659 | 30.1 | 1.16 |
| 08B-3 | 12.700 | 8.51 | 7.75 | 4.45 | 45.1 | 46.1 | 11.80 | 1.60 | 13.92 | 47.5/10795 | 57.8 | 2.03 |
| 10B-3 | 15.875 | 10.16 | 9.65 | 5.08 | 52.7 | 54.1 | 14.70 | 1.70 | 16.59 | 66.7/15159 | 84.5 | 2.77 |
| 12B-3 | 19.050 | 12.07 | 11.68 | 5.72 | 61.5 | 63.1 | 16.00 | 1.85 | 19.46 | 86.7/19705 | 101.8 | 3.46 |
| 16B-3 | 25.400 | 15.88 | 17.02 | 8.28 | 99.8 | 101.2 | 21.00 | 4.15/3.1 | 31.88 | 160.0/36364 | 227.1 | 8.13 |
| 20B-3 | 31.750 | 19.05 | 19.56 | 10.19 | 114.2 | 117.9 | 26.40 | 4.50/3.5 | 36.45 | 250.0/56818 | 334.3 | 10.82 |
| 24B-3 | 38.100 | 25.40 | 25.40 | 14.63 | 150.1 | 154.6 | 33.20 | 6.00/4.8 | 48.36 | 425.0/96591 | 493.0 | 20.10 |
| 28B-3 | 44.450 | 27.94 | 30.99 | 15.90 | 184.2 | 188.7 | 36.70 | 7.50/6.0 | 59.56 | 530.0/120454 | 609.5 | 24.92 |
| 32B-3 | 50.800 | 29.21 | 30.99 | 17.81 | 183.2 | 188.2 | 42.00 | 7.00/6.0 | 58.55 | 670.0/152273 | 770.5 | 31.56 |
| 40B-3 | 63.500 | 39.37 | 38.10 | 22.89 | 226.8 | 233.8 | 52.96 | 8.50/8.0 | 72.29 | 950.0/215909 | 1092.5 | 48.10 |
| 48B-3 | 76.200 | 48.26 | 45.72 | 29.24 | 281.6 | 289.4 | 63.80 | 12.00/10.0 | 91.21 | 1500.0/340909 | 1710.0 | 75.00 |
| 56B-3 | 88.900 | 53.98 | 53.34 | 34.32 | 327.8 | 336.2 | 77.80 | 13.50/12.0 | 106.6 | 2240.0/545450 | 2464.0 | 107.18 |
| 64B-3 | 101.60 | 63.50 | 60.96 | 39.40 | 369.8 | 378.3 | 90.17 | 15.00/13.0 | 119.89 | 3000.0/681820 | 3300.0 | 136.00 |
| 72B-3 | 114.30 | 72.39 | 68.58 | 44.48 | 420.0 | 429.0 | 103.60 | 17.00/15.0 | 136.27 | 3750.0/852270 | 4125.0 | 180.00 |

*直链板

*Straight side plates

重载系列滚子链 Heavy duty series roller chains

单排滚子链/套筒链 Simplex roller chains & bush chains



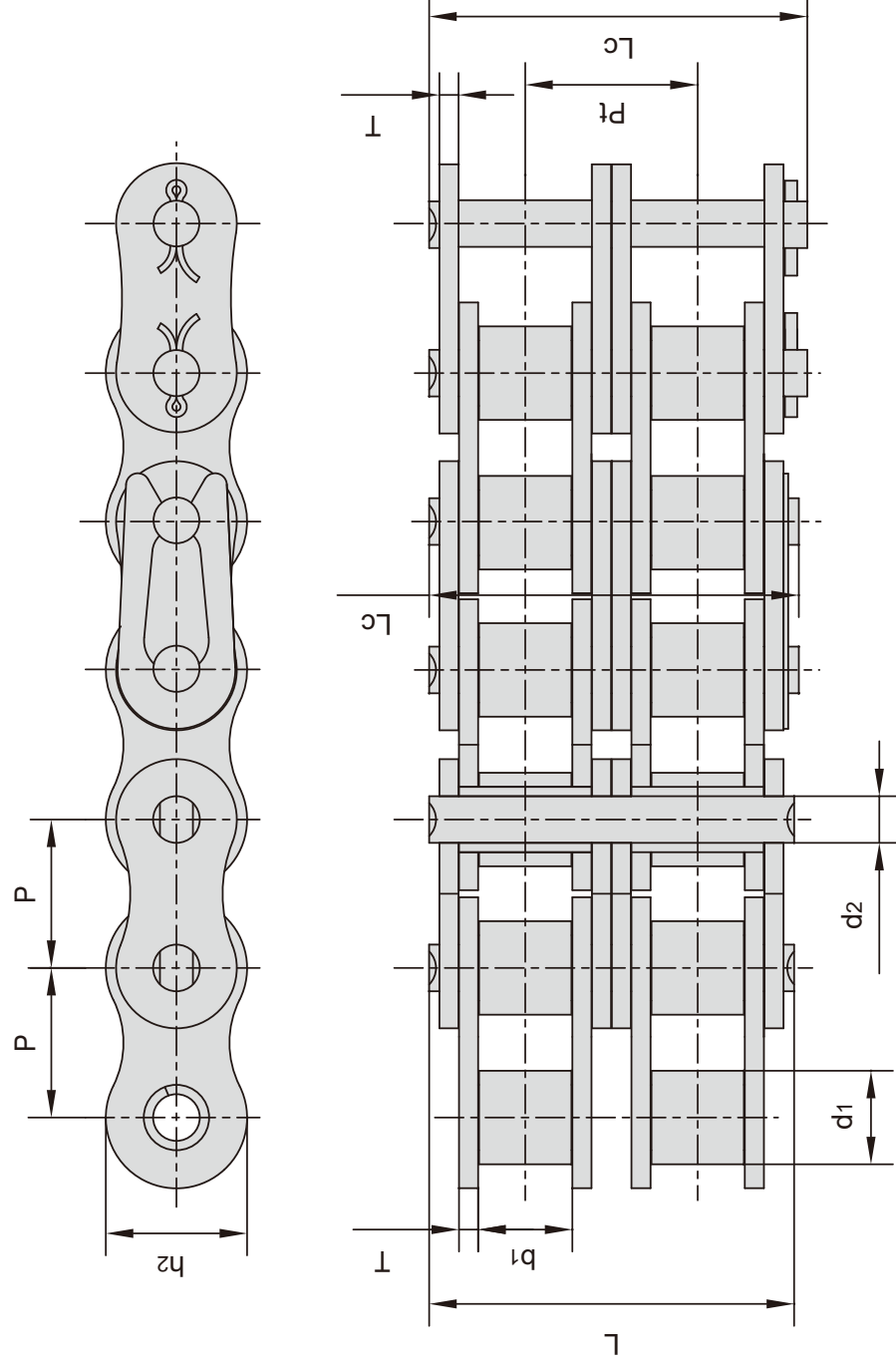
| ISO/ANSI 链号 ISO/ANSI Chain No. | 节距 Pitch P mm | 滚子直径 Roller diameter d1 max mm | 内节内宽 Width between inner plates b1 min mm | 销轴直径 Pin diameter d2 max mm | 销轴长度 Pin length | | 内链板高度 Inner plate depth h2 max mm | 链板厚度 Plate thickness T max mm | 抗拉强度 Tensile strength Q min kN/lbf | 平均抗拉强度 Average tensile strength Q0 kN | 每米长重 Weight per meter q kg/m |
|---|------------------------|---|---|---|--|---|--|--|---|--|---|
| | | L max mm | Lc max mm | 内链板高度 Inner plate depth h2 max mm | 链板厚度 Plate thickness T max mm | 抗拉强度 Tensile strength Q min kN/lbf | 平均抗拉强度 Average tensile strength Q0 kN | 每米长重 Weight per meter q kg/m | | | |
| *35H-1 | 9.525 | 5.08 | 4.77 | 3.58 | 13.3 | 14.3 | 9.00 | 1.50 | 7.9/1795 | 10.8 | 0.41 |
| 40H-1 | 12.700 | 7.95 | 7.85 | 3.96 | 18.8 | 19.9 | 12.00 | 2.03 | 14.1/3205 | 19.1 | 0.82 |
| 50H-1 | 15.875 | 10.16 | 9.40 | 5.08 | 22.1 | 23.4 | 15.09 | 2.42 | 22.2/5045 | 30.2 | 1.25 |
| 60H-1 | 19.050 | 11.91 | 12.57 | 5.94 | 29.2 | 31.0 | 18.00 | 3.25 | 31.8/7227 | 42.7 | 1.87 |
| 80H-1 | 25.400 | 15.88 | 15.75 | 7.92 | 36.2 | 37.7 | 24.00 | 4.00 | 56.7/12886 | 71.4 | 3.10 |
| 100H-1 | 31.750 | 19.05 | 18.90 | 9.53 | 43.6 | 46.9 | 30.00 | 4.80 | 88.5/20114 | 112.4 | 4.52 |
| 120H-1 | 38.100 | 22.23 | 25.22 | 11.10 | 53.5 | 57.5 | 35.70 | 5.60 | 127.0/28864 | 160.9 | 6.60 |
| 140H-1 | 44.450 | 25.40 | 25.22 | 12.70 | 57.6 | 62.2 | 41.00 | 6.40 | 172.4/39182 | 217.3 | 8.30 |
| 160H-1 | 50.800 | 28.58 | 31.55 | 14.27 | 68.2 | 73.0 | 47.80 | 7.20 | 226.8/51545 | 285.8 | 10.30 |
| 180H-1 | 57.150 | 35.71 | 35.48 | 17.46 | 75.9 | 81.6 | 53.60 | 8.00 | 281.0/63863 | 341.8 | 14.83 |
| 200H-1 | 63.500 | 39.68 | 37.85 | 19.85 | 86.6 | 93.5 | 60.00 | 9.50 | 353.8/80409 | 444.5 | 19.16 |
| 240H-1 | 76.200 | 47.63 | 47.35 | 23.81 | 109.6 | 115.9 | 72.30 | 12.70 | 510.3/115977 | 622.5 | 30.40 |

*套筒链: 表中滚子直径d1为套筒直径

*Bush chain: d1 in the table indicates the external diameter of the bush

重载系列滚子链 Heavy duty series roller chains

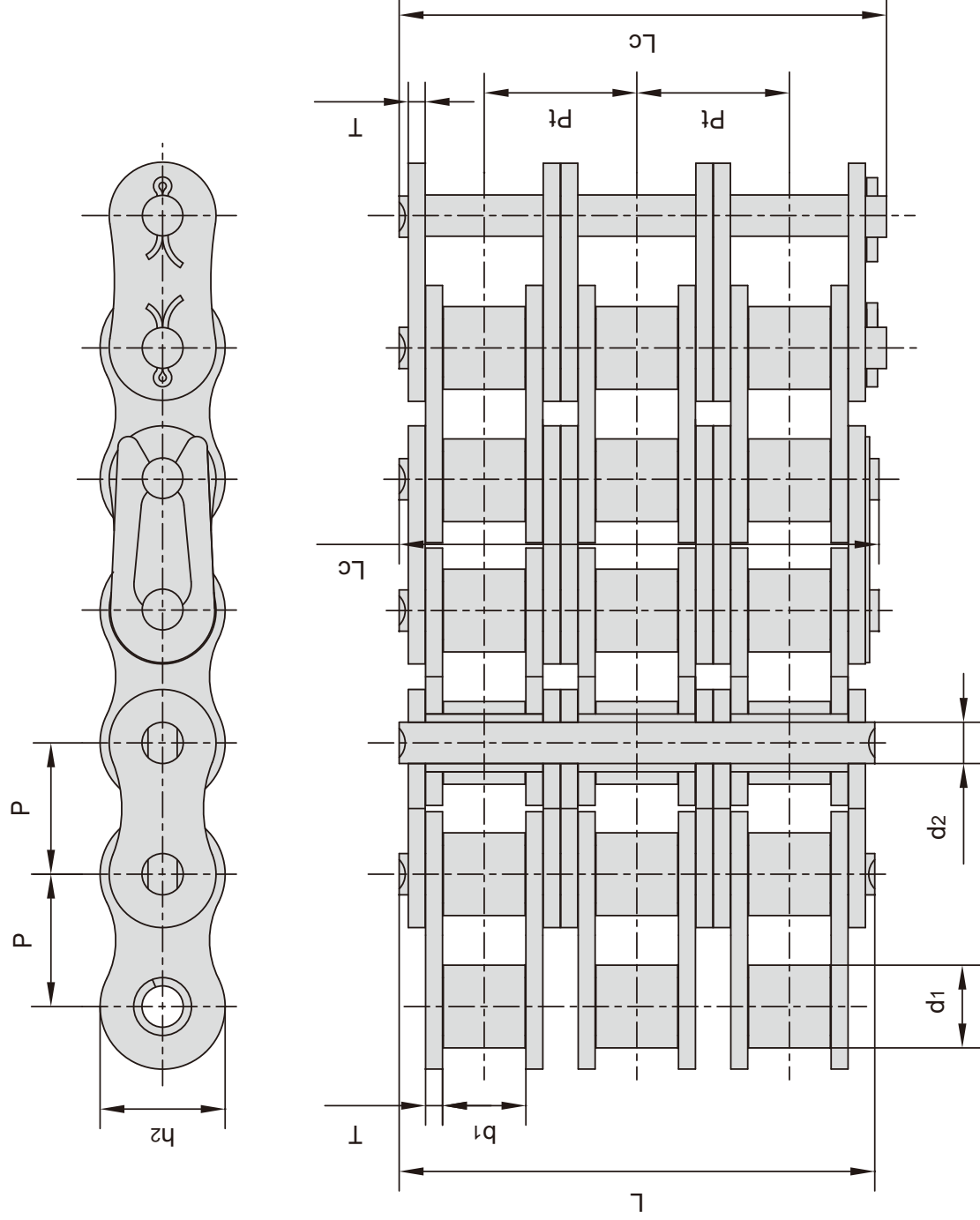
双排滚子链 Duplex roller chains



| ISO/ANSI 链号 Chain No. | 节距 Pitch P mm | 滚子直径 Roller diameter d1 max mm | 内节内宽 Width between inner plates b1 min mm | 销轴直径 Pin diameter d2 max mm | 销轴长度 Pin length | | 内链板高度 Inner plate depth h2 max mm | 链板厚度 Plate thickness T max mm | 排距 Transverse pitch Pt mm | 抗拉强度 Tensile strength Q min kN/lbf | 平均抗拉强度 Average tensile strength Q0 kN | 每米重量 Weight per meter q kg/m |
|-----------------------------|------------------------|---|---|--|-----------------------|-----------------|---|--|---------------------------------------|---|--|---|
| | | | | | L max mm | Lc max mm | | | | | | |
| 60H-2 | 19.050 | 11.91 | 12.57 | 5.94 | 55.3 | 57.1 | 18.00 | 3.25 | 26.11 | 63.6/14455 | 84.5 | 3.71 |
| 80H-2 | 25.400 | 15.88 | 15.75 | 7.92 | 68.8 | 70.3 | 24.00 | 4.00 | 32.59 | 113.4/25773 | 145.3 | 6.15 |
| 100H-2 | 31.750 | 19.05 | 18.90 | 9.53 | 82.7 | 86.0 | 30.00 | 4.80 | 39.09 | 177.0/40227 | 225.9 | 9.03 |
| 120H-2 | 38.100 | 22.23 | 25.22 | 11.10 | 102.4 | 106.4 | 35.70 | 5.60 | 48.87 | 254.0/57727 | 322.7 | 13.13 |
| 140H-2 | 44.450 | 25.40 | 25.22 | 12.70 | 109.8 | 114.4 | 41.00 | 6.40 | 52.20 | 344.8/78364 | 437.7 | 16.60 |
| 160H-2 | 50.800 | 28.58 | 31.55 | 14.27 | 130.1 | 134.9 | 47.80 | 7.20 | 61.90 | 453.6/103091 | 571.6 | 20.20 |
| 180H-2 | 57.150 | 35.71 | 35.48 | 17.46 | 146.5 | 155.6 | 53.60 | 8.00 | 69.16 | 562/127726 | 680.0 | 29.20 |
| 200H-2 | 63.500 | 39.68 | 37.85 | 19.85 | 164.9 | 171.8 | 60.00 | 9.50 | 78.31 | 707.6/160818 | 894.9 | 38.11 |
| 240H-2 | 76.200 | 47.63 | 47.35 | 23.81 | 212.6 | 223.1 | 72.30 | 12.70 | 101.22 | 1000/227270 | 1200.0 | 60.50 |

重载系列滚子链 Heavy duty series roller chains

三排滚子链 Triplex roller chains



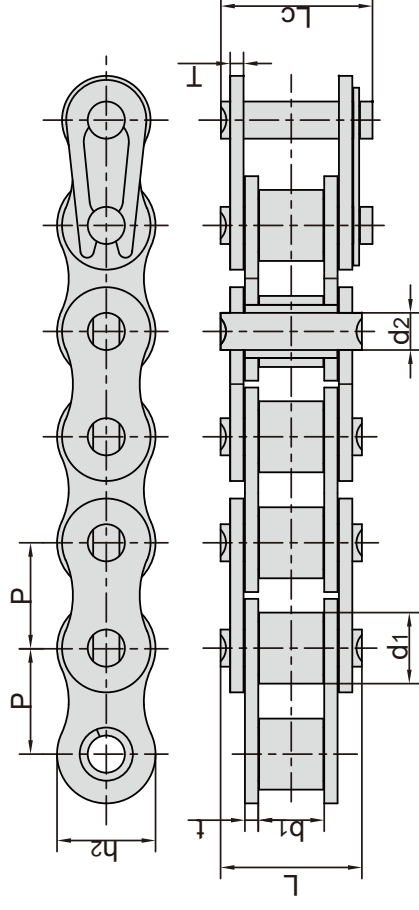
| ISO/ANSI 链号 ISO/ANSI Chain No. | 节距 Pitch P mm | 滚子直径 Roller diameter d1 max mm | 内节内宽 Width between inner plates b1 min mm | 销轴直径 Pin diameter d2 max mm | 销轴长度 Pin length | | 内链板高度 Inner plate depth h2 max mm | 链板厚度 Plate thickness T max mm | 排距 Transverse pitch Pt mm | 抗拉强度 Tensile strength Q min kN/lbf | 平均抗拉强度 Average tensile strength Q0 kN | 每米重量 Weight per meter q kg/m |
|---|------------------------|---|---|--|-----------------------|-----------------|---|--|---------------------------------------|---|--|---|
| | | d1 max mm | b1 min mm | d2 max mm | L max mm | Lc max mm | h2 max mm | T max mm | Pt mm | Q min kN/lbf | Q0 kN | q kg/m |
| 60H-3 | 19.050 | 11.91 | 12.57 | 5.94 | 81.4 | 83.2 | 18.00 | 3.25 | 26.11 | 95.4/21682 | 113.9 | 5.54 |
| 80H-3 | 25.400 | 15.88 | 15.75 | 7.92 | 101.4 | 102.9 | 24.00 | 4.00 | 32.59 | 170.1/38659 | 203.5 | 9.42 |
| 100H-3 | 31.750 | 19.05 | 18.90 | 9.53 | 121.8 | 125.1 | 30.00 | 4.80 | 39.09 | 265.5/60341 | 314.8 | 12.96 |
| 120H-3 | 38.100 | 22.23 | 25.22 | 11.10 | 151.2 | 155.2 | 35.70 | 5.60 | 48.87 | 381.0/86591 | 444.7 | 19.64 |
| 140H-3 | 44.450 | 25.40 | 25.22 | 12.70 | 162.0 | 166.6 | 41.00 | 6.40 | 52.20 | 517.2/117545 | 598.4 | 24.90 |
| 160H-3 | 50.800 | 28.58 | 31.55 | 14.27 | 192.0 | 196.8 | 47.80 | 7.20 | 61.90 | 680.4/154636 | 787.3 | 30.10 |
| 180H-3 | 57.150 | 35.71 | 35.48 | 17.46 | 215.7 | 224.8 | 53.60 | 8.00 | 69.16 | 843/191589 | 1011.0 | 44.10 |
| 200H-3 | 63.500 | 39.68 | 37.85 | 19.85 | 243.2 | 250.1 | 60.00 | 9.50 | 78.31 | 1061.4/241227 | 1228.2 | 57.06 |
| 240H-3 | 76.200 | 47.63 | 47.35 | 23.81 | 313.8 | 324.3 | 72.30 | 12.70 | 101.22 | 1500/340905 | 1650.0 | 91.00 |

重载系列滚子链

Heavy duty series roller chains

非标准重载系列滚子链

Non - standard Heavy duty series roller chains



| 东华链号 Donghua Chain No. | 节距 Pitch P mm | 滚子直径 Roller diameter d1 max mm | 内节内宽 Width between inner plates b1 min mm | 销轴直径 Pin diameter d2 max mm | 销轴长度 Pin length | | 内链板高度 Inner plate depth h2 max mm | 链板厚度 Plate thickness t/T mm | 抗拉强度 Tensile strength Q min kN/lbf | 每米长重 Weight per meter q kg/m |
|------------------------------|------------------------|---|---|--|-----------------------|-----------------|---|---|---|---|
| | | | | | L max mm | Lc max mm | | | | |
| 04BH | 6.000 | 4.00 | 2.80 | 1.85 | 8.4 | 9.4 | 5.0 | 0.90 | 5.00/1136 | 0.14 |
| *06BH | 9.525 | 6.35 | 5.72 | 3.58 | 14.4 | 15.4 | 8.2 | 1.60 | 11.25/2557 | 0.51 |
| #35HF1 | 9.525 | 5.08 | 4.77 | 3.58 | 14.6 | 15.6 | 9.0 | 1.80 | 9.00/2023 | 0.47 |
| 08AHF1 | 12.700 | 7.95 | 10.00 | 3.96 | 21.0 | 22.2 | 12.0 | 2.03 | 13.80/3136 | 0.88 |
| 08BH | 12.700 | 8.51 | 7.85 | 4.45 | 18.8 | 19.9 | 11.8 | 2.03 | 20.60/4682 | 0.79 |
| 41HF1 | 12.700 | 7.77 | 6.25 | 3.58 | 16.7 | 18.0 | 9.9 | 2.03 | 9.00/2023 | 0.59 |
| *C40HF3 | 12.700 | 7.95 | 7.85 | 3.96 | 18.8 | 19.9 | 12.0 | 2.03 | 20.00/4496 | 0.94 |
| *C08BHF8 | 12.700 | 8.51 | 7.85 | 4.45 | 19.9 | 21.0 | 11.8 | 2.42/2.03 | 25.00/5620 | 1.04 |
| 10BH | 15.875 | 10.16 | 9.65 | 5.08 | 20.2 | 21.6 | 14.7 | 1.85 | 25.00/5681 | 1.03 |
| 10BHF1 | 15.875 | 10.16 | 6.45 | 5.08 | 18.0 | 19.8 | 14.7 | 2.10 | 23.60/5305 | 1.05 |
| 12BH | 19.050 | 12.07 | 11.68 | 5.94 | 25.2 | 26.8 | 16.0 | 2.42 | 40.00/9091 | 1.45 |
| 12BHF1 | 19.050 | 12.07 | 11.68 | 6.10 | 25.0 | 27.2 | 16.5 | 2.50 | 44.00/10000 | 1.46 |
| 12BHF2 | 19.050 | 12.07 | 13.30 | 6.10 | 28.8 | 30.3 | 16.5 | 2.80 | 35.00/7954 | 1.72 |
| 12BHF3 | 19.050 | 12.07 | 13.50 | 5.72 | 28.8 | 30.3 | 16.5 | 2.80 | 35.00/7954 | 1.71 |
| 12BV | 19.050 | 12.07 | 11.68 | 6.10 | 24.5 | 26.5 | 16.0 | 2.42 | 36.00/8182 | 1.43 |
| 60HV | 19.050 | 11.91 | 12.57 | 5.94 | 29.2 | 31.0 | 18.0 | 3.25 | 40.00/9090 | 2.00 |
| 12AHF7 | 19.050 | 11.91 | 9.50 | 5.94 | 25.9 | 27.7 | 18.0 | 3.25 | 49.00/11015 | 1.78 |
| 12AHF101 | 19.050 | 11.91 | 9.40 | 5.94 | 26.3 | 28.1 | 18.0 | 3.25 | 53.00/11914 | 1.81 |
| 12BHF5 | 19.050 | 12.07 | 11.68 | 6.10 | 25.2 | 26.8 | 17.9 | 2.42 | 40.00/8992 | 1.60 |
| *C12BHF3 | 19.050 | 12.07 | 11.68 | 5.72 | 29.3 | 31.2 | 20.0 | 4.0/3.0 | 31.40/7059 | 2.38 |
| 16BH | 25.400 | 15.88 | 17.02 | 8.90 | 35.7 | 38.9 | 24.1 | 4.00/3.1 | 80.00/18182 | 3.11 |
| 16BHF3 | 25.400 | 15.88 | 12.70 | 8.90 | 31.6 | 35.0 | 24.1 | 4.00/3.1 | 80.00/18182 | 2.90 |
| *C20AHF1 | 31.750 | 19.05 | 19.05 | 10.32 | 43.6 | 46.9 | 30.0 | 4.80 | 146.00/32821 | 5.40 |
| 20BH | 31.750 | 19.05 | 19.56 | 10.19 | 47.1 | 51.0 | 26.4 | 6.0/4.8 | 95.00/21356 | 4.52 |
| 20BHF1 | 31.750 | 19.05 | 19.56 | 10.19 | 47.1 | 51.0 | 29.2 | 6.0/4.8 | 150.00/33720 | 5.09 |
| 24BH | 38.100 | 25.40 | 25.40 | 14.63 | 58.6 | 63.4 | 36.2 | 7.50/6.0 | 225.00/51136 | 9.00 |
| 24BHF2 | 38.100 | 25.40 | 25.40 | 14.63 | 57.8 | 62.2 | 37.0 | 7.20/6.0 | 225.40/51226 | 9.06 |
| 24BHF5 | 38.100 | 25.40 | 25.40 | 14.63 | 64.6 | 69.1 | 36.2 | 9.00/7.5 | 270.00/61344 | 10.60 |
| 28BH | 44.450 | 27.94 | 30.99 | 15.90 | 69.6 | 75.0 | 36.7 | 8.5/7.2 | 200.00/44960 | 9.99 |
| 32AHF1 | 50.800 | 28.58 | 31.55 | 15.00 | 75.4 | 80.3 | 47.8 | 9.00 | 222.40/49996 | 13.36 |
| 32BH | 50.800 | 29.21 | 30.99 | 17.81 | 72.0 | 77.2 | 42.0 | 8.00 | 250.00/56200 | 11.26 |
| 32BHF1 | 50.800 | 29.21 | 31.55 | 17.81 | 69.9 | 74.7 | 48.2 | 8.0/7.15 | 350.00/78680 | 13.20 |

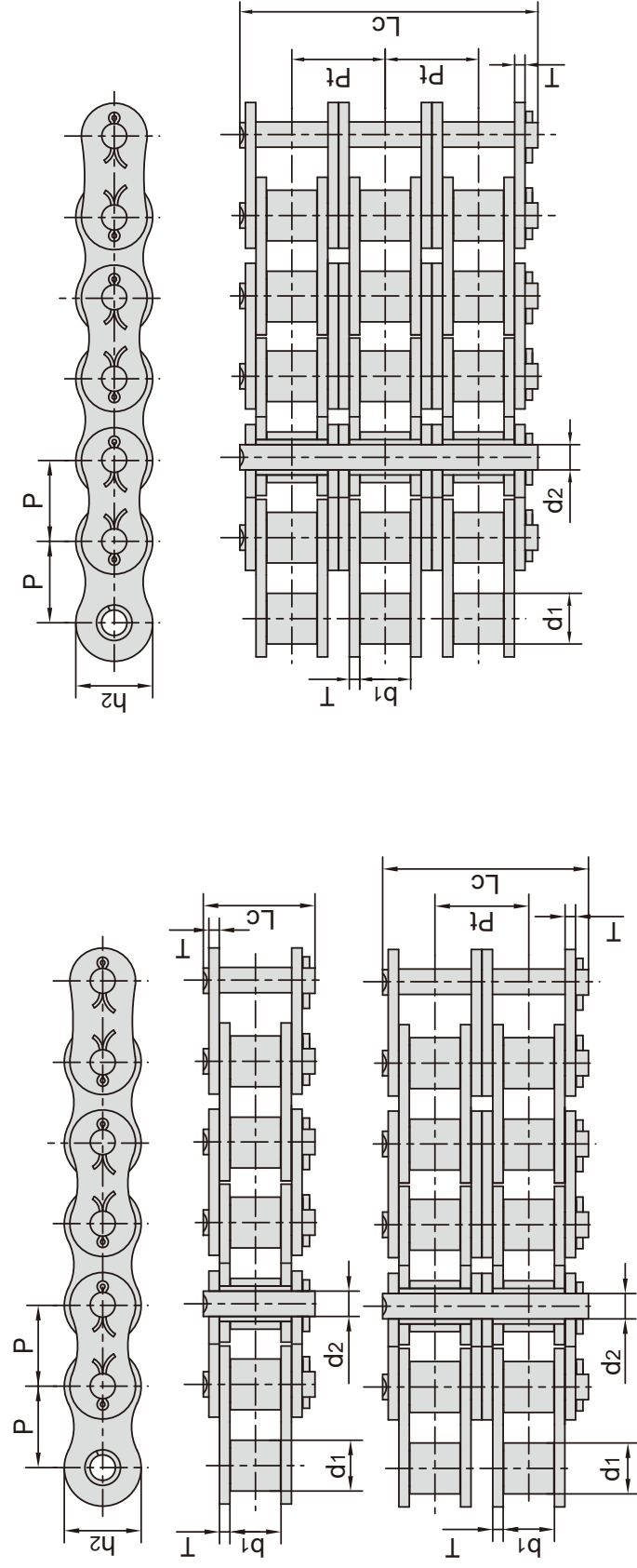
*直链板

#套筒链: 表中滚子直径d1为套筒直径

*Straight side plates

#Bush chain:d1 in the table indicates the external diameter of the bush

A系列开口销型短节距精密滚子链 Cottered type short pitch precision roller chains (A series)



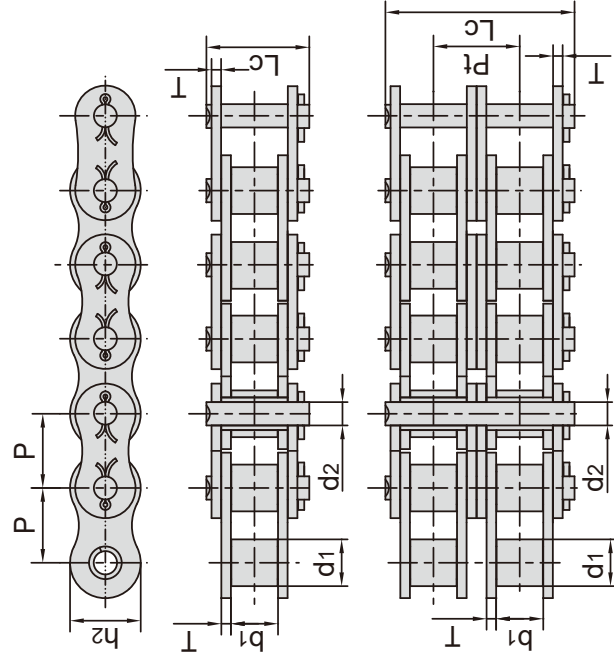
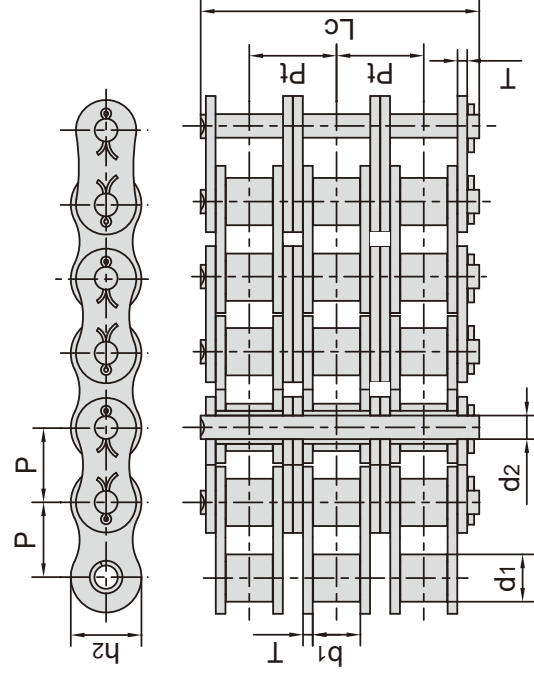
| ISO/ANSI/ DIN 链号 | 东华 链号 | 节距 Pitch | 滚子直径 Roller diameter | 内节内宽 Width between inner plates | 销轴直径 Pin diameter | 销轴长度 Pin length | 内链板高度 Inner plate depth | 链板厚度 Plate thickness | 排距 Transverse pitch | 抗拉强度 Tensile strength | 平均抗拉强度 Average tensile strength | 每米重量 Weight per meter |
|-------------------------------|-------------------------|-------------|----------------------------|--|-------------------------|-----------------------|----------------------------------|----------------------------|---------------------------|-----------------------------|--|--------------------------------|
| ISO/ANSI/ DIN Chain No. | Donghua Chain No. | P mm | d1 max mm | b1 min mm | d2 max mm | Lc max mm | h2 max mm | T max mm | Pt mm | Q min kN/lbf | Q0 kN | q kg/m |
| 50-1 | 10A-1 | 15.875 | 10.16 | 9.40 | 5.08 | 23.3 | 15.09 | 2.03 | - | 22.2/5045 | 29.4 | 1.02 |
| 60-1 | 12A-1 | 19.050 | 11.91 | 12.57 | 5.94 | 28.3 | 18.00 | 2.42 | - | 31.8/7227 | 41.5 | 1.50 |
| 80-1 | 16A-1 | 25.400 | 15.88 | 15.75 | 7.92 | 36.5 | 24.00 | 3.25 | - | 56.7/12886 | 69.4 | 2.60 |
| 100-1 | 20A-1 | 31.750 | 19.05 | 18.90 | 9.53 | 44.7 | 30.00 | 4.00 | - | 88.5/20114 | 109.2 | 3.91 |
| 120-1 | 24A-1 | 38.100 | 22.23 | 25.22 | 11.10 | 54.3 | 35.70 | 4.80 | - | 127.0/28864 | 156.3 | 5.62 |
| 140-1 | 28A-1 | 44.450 | 25.40 | 25.22 | 12.70 | 59.0 | 41.00 | 5.60 | - | 172.4/39182 | 212.0 | 7.50 |
| 160-1 | 32A-1 | 50.800 | 28.58 | 31.55 | 14.27 | 69.6 | 47.80 | 6.40 | - | 226.8/51545 | 278.9 | 10.10 |
| 180-1 | 36A-1 | 57.150 | 35.71 | 35.48 | 17.46 | 78.6 | 53.60 | 7.20 | - | 280.2/63682 | 341.8 | 13.45 |
| 200-1 | 40A-1 | 63.500 | 39.68 | 37.85 | 19.85 | 87.2 | 60.00 | 8.00 | - | 353.8/80409 | 431.6 | 16.15 |
| 240-1 | 48A-1 | 76.200 | 47.63 | 47.35 | 23.81 | 103.0 | 72.39 | 9.50 | - | 510.3/115977 | 622.5 | 23.20 |
| 50-2 | 10A-2 | 15.875 | 10.16 | 9.40 | 5.08 | 41.2 | 15.09 | 2.03 | 18.11 | 44.4/10091 | 58.1 | 2.00 |
| 60-2 | 12A-2 | 19.050 | 11.91 | 12.57 | 5.94 | 51.1 | 18.00 | 2.42 | 22.78 | 63.6/14455 | 82.1 | 2.92 |
| 80-2 | 16A-2 | 25.400 | 15.88 | 15.75 | 7.92 | 65.8 | 24.00 | 3.25 | 29.29 | 113.4/25773 | 141.8 | 5.15 |
| 100-2 | 20A-2 | 31.750 | 19.05 | 18.90 | 9.53 | 80.5 | 30.00 | 4.00 | 35.76 | 177.0/40227 | 219.4 | 7.80 |
| 120-2 | 24A-2 | 38.100 | 22.23 | 25.22 | 11.10 | 99.7 | 35.70 | 4.80 | 45.44 | 254.0/57727 | 314.9 | 11.70 |
| 140-2 | 28A-2 | 44.450 | 25.40 | 25.22 | 12.70 | 107.9 | 41.00 | 5.60 | 48.87 | 344.8/78364 | 427.5 | 15.14 |
| 160-2 | 32A-2 | 50.800 | 28.58 | 31.55 | 14.27 | 128.1 | 47.80 | 6.40 | 58.55 | 453.6/103091 | 562.4 | 20.14 |
| 180-2 | 36A-2 | 57.150 | 35.71 | 35.48 | 17.46 | 144.4 | 53.60 | 7.20 | 65.84 | 560.5/127386 | 695.0 | 29.22 |
| 200-2 | 40A-2 | 63.500 | 39.68 | 37.85 | 19.85 | 158.8 | 60.00 | 8.00 | 71.55 | 707.6/160818 | 877.4 | 32.24 |
| 240-2 | 48A-2 | 76.200 | 47.63 | 47.35 | 23.81 | 190.8 | 72.39 | 9.50 | 87.83 | 1020.6/231955 | 1255.3 | 45.23 |
| 50-3 | 10A-3 | 15.875 | 10.16 | 9.40 | 5.08 | 59.3 | 15.09 | 2.03 | 18.11 | 66.6/15136 | 77.8 | 3.09 |
| 60-3 | 12A-3 | 19.050 | 11.91 | 12.57 | 5.94 | 73.9 | 18.00 | 2.42 | 22.78 | 95.4/21682 | 111.1 | 4.54 |
| 80-3 | 16A-3 | 25.400 | 15.88 | 15.75 | 7.92 | 95.1 | 24.00 | 3.25 | 29.29 | 170.1/38659 | 198.4 | 7.89 |
| 100-3 | 20A-3 | 31.750 | 19.05 | 18.90 | 9.53 | 116.3 | 30.00 | 4.00 | 35.76 | 265.5/60341 | 309.6 | 11.77 |
| 120-3 | 24A-3 | 38.100 | 22.23 | 25.22 | 11.10 | 145.2 | 35.70 | 4.80 | 45.44 | 381.0/86591 | 437.2 | 17.53 |
| 140-3 | 28A-3 | 44.450 | 25.40 | 25.22 | 12.70 | 156.8 | 41.00 | 5.60 | 48.87 | 517.2/117545 | 593.3 | 22.20 |
| 160-3 | 32A-3 | 50.800 | 28.58 | 31.55 | 14.27 | 186.6 | 47.80 | 6.40 | 58.55 | 680.4/154636 | 780.6 | 30.02 |
| 180-3 | 36A-3 | 57.150 | 35.71 | 35.48 | 17.46 | 210.2 | 53.60 | 7.20 | 65.84 | 840.7/191068 | 983.6 | 38.22 |
| 200-3 | 40A-3 | 63.500 | 39.68 | 37.85 | 19.85 | 230.4 | 60.00 | 8.00 | 71.55 | 1061.4/241227 | 1217.8 | 49.03 |
| 240-3 | 48A-3 | 76.200 | 47.63 | 47.35 | 23.81 | 278.6 | 72.39 | 9.50 | 87.83 | 1530.9/347932 | 1756.5 | 71.60 |

重载系列开口销型滚子链

Heavy duty series cottered type roller chains

单排、双排、三排

Simplex, Duplex & Triplex strands



| ISO/ANSI 链号 ISO/ANSI Chain No. | 节距 Pitch P mm | 滚子直径 Roller diameter d1 max mm | 内节内宽 Width between inner plates b1 min mm | 销轴直径 Pin diameter d2 max mm | 销轴长度 Pin length Lc max mm | 内链板高度 Inner plate depth h2 max mm | 链板厚度 Plate thickness T max mm | 排距 Transverse pitch Pt mm | 抗拉强度 | | 平均抗拉强度 Average tensile strength Q0 kN | 每米重量 Weight per meter q kg/m |
|--|------------------------|---|---|--|--|---|--|---------------------------------------|--------------------|--------------------|--|---|
| | | | | | | | | | Q min kN/lbf | Q min kN/lbf | | |
| 50H-1 | 15.875 | 10.16 | 9.40 | 5.08 | 24.4 | 15.09 | 2.42 | - | 22.2/5045 | 30.2 | 1.25 | |
| 60H-1 | 19.050 | 11.91 | 12.57 | 5.94 | 31.6 | 18.00 | 3.25 | - | 31.8/7227 | 42.7 | 1.87 | |
| 80H-1 | 25.400 | 15.88 | 15.75 | 7.92 | 38.9 | 24.00 | 4.00 | - | 56.7/12886 | 71.4 | 3.10 | |
| 100H-1 | 31.750 | 19.05 | 18.90 | 9.53 | 46.9 | 30.00 | 4.80 | - | 88.5/20114 | 112.4 | 4.52 | |
| 120H-1 | 38.100 | 22.23 | 25.22 | 11.10 | 57.5 | 35.70 | 5.60 | - | 127.0/28864 | 160.9 | 6.60 | |
| 140H-1 | 44.450 | 25.40 | 25.22 | 12.70 | 62.2 | 41.00 | 6.40 | - | 172.4/39182 | 217.3 | 8.30 | |
| 160H-1 | 50.800 | 28.58 | 31.55 | 14.27 | 73.0 | 47.80 | 7.20 | - | 226.8/51545 | 285.8 | 10.30 | |
| 180H-1 | 57.150 | 35.71 | 35.48 | 17.46 | 81.6 | 53.60 | 8.00 | - | 281.0/63863 | 341.8 | 14.83 | |
| 200H-1 | 63.500 | 39.68 | 37.85 | 19.85 | 93.5 | 60.00 | 9.50 | - | 353.8/80409 | 444.5 | 19.16 | |
| 240H-1 | 76.200 | 47.63 | 47.35 | 23.81 | 115.9 | 72.30 | 12.70 | - | 510.3/115977 | 622.5 | 30.40 | |
| 60H-2 | 19.050 | 11.91 | 12.57 | 5.94 | 57.7 | 18.00 | 3.25 | 26.11 | 63.6/14454 | 84.5 | 3.71 | |
| 80H-2 | 25.400 | 15.88 | 15.75 | 7.92 | 72.0 | 24.00 | 4.00 | 32.59 | 113.4/25773 | 145.3 | 6.15 | |
| 100H-2 | 31.750 | 19.05 | 18.90 | 9.53 | 86.0 | 30.00 | 4.80 | 39.09 | 177.0/40227 | 225.9 | 9.03 | |
| 120H-2 | 38.100 | 22.23 | 25.22 | 11.10 | 106.4 | 35.70 | 5.60 | 48.87 | 254.0/57727 | 322.7 | 13.13 | |
| 140H-2 | 44.450 | 25.40 | 25.22 | 12.70 | 114.4 | 41.00 | 6.40 | 52.20 | 344.8/78364 | 437.7 | 16.60 | |
| 160H-2 | 50.800 | 28.58 | 31.55 | 14.27 | 134.9 | 47.80 | 7.20 | 61.90 | 453.6/103091 | 571.6 | 20.20 | |
| 180H-2 | 57.150 | 35.71 | 35.48 | 17.46 | 150.8 | 53.60 | 8.00 | 69.16 | 562.0/127726 | 680.0 | 29.20 | |
| 200H-2 | 63.500 | 39.68 | 37.85 | 19.85 | 171.8 | 60.00 | 9.50 | 78.31 | 707.6/160818 | 894.9 | 38.11 | |
| 240H-2 | 76.200 | 47.63 | 47.35 | 23.81 | 217.3 | 72.30 | 12.70 | 101.22 | 1000.0/227270 | 1200.0 | 60.50 | |
| 60H-3 | 19.050 | 11.91 | 12.57 | 5.94 | 83.8 | 18.00 | 3.25 | 26.11 | 95.4/21682 | 113.9 | 5.54 | |
| 80H-3 | 25.400 | 15.88 | 15.75 | 7.92 | 104.6 | 24.00 | 4.00 | 32.59 | 170.1/38659 | 203.5 | 9.42 | |
| 100H-3 | 31.750 | 19.05 | 18.90 | 9.53 | 125.1 | 30.00 | 4.80 | 39.09 | 265.5/60341 | 314.8 | 12.96 | |
| 120H-3 | 38.100 | 22.23 | 25.22 | 11.10 | 155.2 | 35.70 | 5.60 | 48.87 | 381.0/86591 | 444.7 | 19.64 | |
| 140H-3 | 44.450 | 25.40 | 25.22 | 12.70 | 166.6 | 41.00 | 6.40 | 52.20 | 517.2/117545 | 598.4 | 24.90 | |
| 160H-3 | 50.800 | 28.58 | 31.55 | 14.27 | 196.8 | 47.80 | 7.20 | 61.90 | 680.4/154636 | 787.3 | 30.10 | |
| 180H-3 | 57.150 | 35.71 | 35.48 | 17.46 | 220.0 | 53.60 | 8.00 | 69.16 | 843.0/191589 | 1011.0 | 44.10 | |
| 200H-3 | 63.500 | 39.68 | 37.85 | 19.85 | 250.1 | 60.00 | 9.50 | 78.31 | 1061.4/241227 | 1228.2 | 57.06 | |
| 240H-3 | 76.200 | 47.63 | 47.35 | 23.81 | 318.3 | 72.30 | 12.70 | 101.22 | 1500.0/340905 | 1650.0 | 91.00 | |

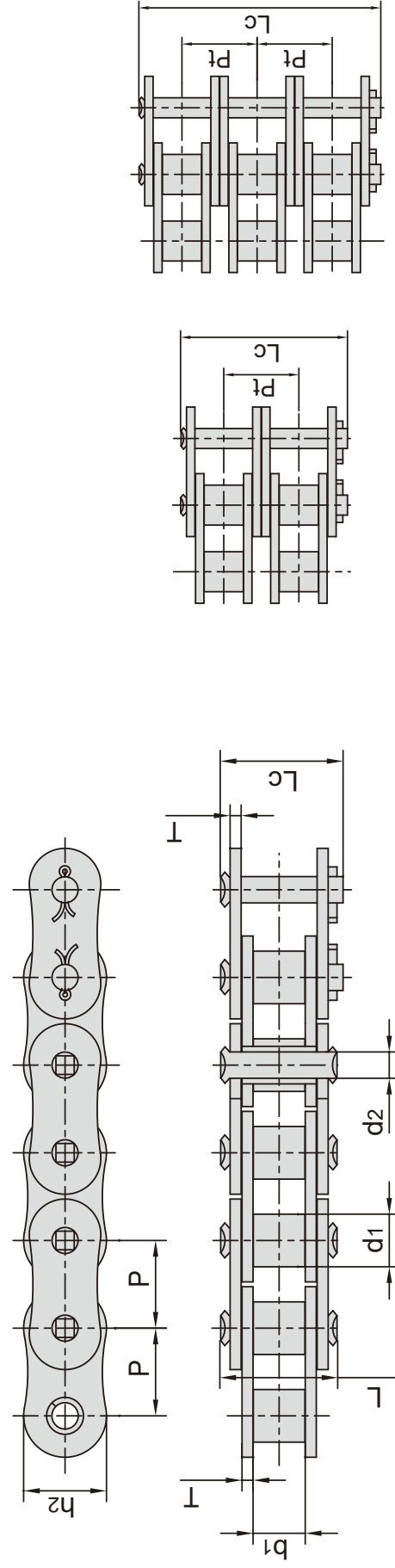
SP系列高强度短节距滚子链

SP series high strength short pitch roller chains

单排、双排、三排

Simplex, Duplex & Triplex strands

SP系列高强度滚子链通过对结构尺寸、零件材料和热处理加工的整体优化设计，其抗拉强度比A系列标准滚子链增加约28%以上，具备优良的疲劳强度和抗冲击性能。By adopting integrated optimum design of the structural dimensions, parts material and heat treatment process, the tensile strength of SP series high strength roller chain is 28% more than that of A series standard roller chain. Moreover, it has excellent performances of fatigue strength and impact resistance etc..



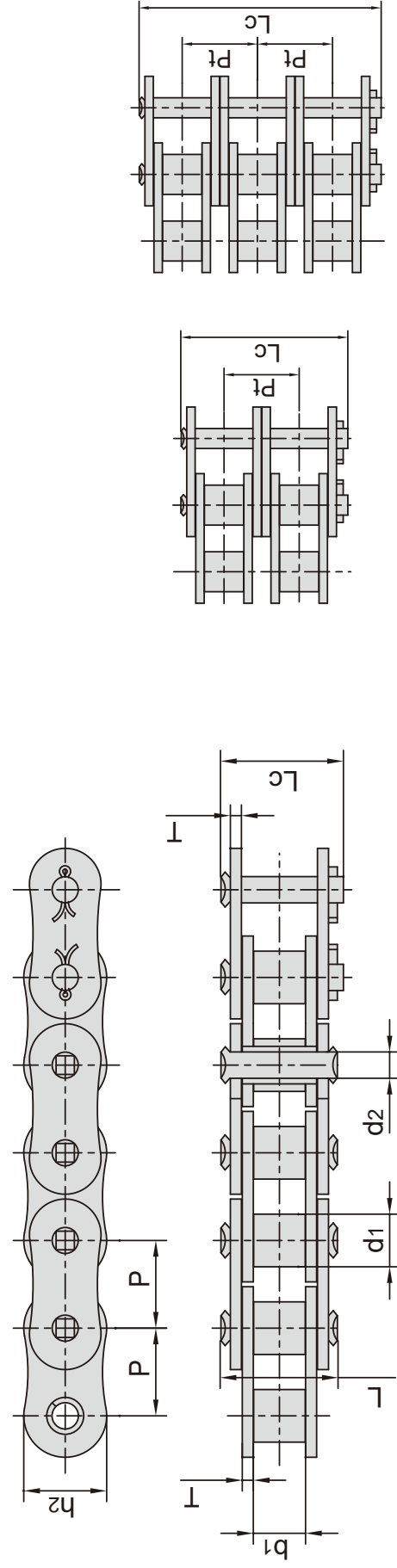
| 东华链号 Donghua Chain No. | 节距 Pitch | 滚子直径 Roller diameter | 内节内宽 Width between inner plates | 销轴直径 Pin diameter | 销轴长度 Pin length | | 内链板高度 Inner plate depth | 链板厚度 Plate thickness | 排距 Transverse pitch | 抗拉强度 Tensile strength | 平均抗拉强度 Average tensile strength | 每米重量 Weight per meter |
|------------------------------|-------------|----------------------------|--|-------------------------|-----------------------|-----------|----------------------------------|----------------------------|---------------------------|-----------------------------|--|--------------------------------|
| | P | d1 max | b1 min | d2 max | L max | Lc max | h2 max | T | Pt | Q min | Q0 | q |
| | mm | mm | mm | mm | mm | mm | mm | mm | mm | kN/lbf | kN | kg/m |
| 80SP-1 | 25.40 | 15.88 | 15.75 | 7.94 | 32.7 | 36.5 | 24.1 | 3.2 | - | 77.5/17434 | 85.3 | 2.86 |
| 100SP-1 | 31.75 | 19.05 | 18.95 | 9.54 | 40.4 | 44.7 | 30.1 | 4.0 | - | 115.5/25982 | 127.0 | 4.21 |
| 120SP-1 | 38.10 | 22.23 | 25.22 | 11.11 | 50.3 | 54.3 | 36.2 | 4.8 | - | 165.0/37118 | 186.0 | 6.36 |
| 140SP-1 | 44.45 | 25.40 | 25.22 | 12.71 | 54.4 | 59.0 | 42.2 | 5.6 | - | 222.7/50098 | 245.0 | 8.04 |
| 160SP-1 | 50.80 | 28.58 | 31.55 | 14.29 | 64.8 | 69.6 | 48.2 | 6.4 | - | 285.5/64215 | 314.0 | 10.80 |
| 200SP-1 | 63.50 | 39.68 | 37.85 | 19.85 | 80.3 | 87.2 | 60.3 | 8.0 | - | 445.5/100208 | 490.0 | 18.00 |
| 80SP-2 | 25.40 | 15.88 | 15.75 | 7.94 | 62.7 | 65.8 | 24.1 | 3.2 | 29.29 | 155.0/34868 | 170.6 | 5.68 |
| 100SP-2 | 31.75 | 19.05 | 18.95 | 9.54 | 76.4 | 80.5 | 30.1 | 4.0 | 35.76 | 231.0/51965 | 255.0 | 8.34 |
| 120SP-2 | 38.10 | 22.23 | 25.22 | 11.11 | 95.8 | 99.7 | 36.2 | 4.8 | 45.44 | 339.0/76260 | 373.0 | 12.63 |
| 140SP-2 | 44.45 | 25.40 | 25.22 | 12.71 | 103.3 | 107.9 | 42.2 | 5.6 | 48.87 | 445.5/100218 | 490.0 | 15.92 |
| 160SP-2 | 50.80 | 28.58 | 31.55 | 14.29 | 123.3 | 128.1 | 48.2 | 6.4 | 58.55 | 571.0/128430 | 628.0 | 21.43 |
| 200SP-2 | 63.50 | 39.68 | 37.85 | 19.85 | 151.9 | 158.8 | 60.3 | 8.0 | 71.55 | 892.0/200621 | 981.0 | 35.00 |
| 80SP-3 | 25.40 | 15.88 | 15.75 | 7.94 | 91.7 | 95.1 | 24.1 | 3.2 | 29.29 | 232.5/52302 | 255.9 | 8.18 |
| 100SP-3 | 31.75 | 19.05 | 18.95 | 9.54 | 112.2 | 116.3 | 30.1 | 4.0 | 35.76 | 347.3/78128 | 382.0 | 12.47 |
| 120SP-3 | 38.10 | 22.23 | 25.22 | 11.11 | 141.4 | 145.2 | 36.2 | 4.8 | 45.44 | 508.0/114278 | 559.0 | 18.90 |
| 140SP-3 | 44.45 | 25.40 | 25.22 | 12.71 | 152.2 | 156.8 | 42.2 | 5.6 | 48.87 | 668.0/150271 | 735.0 | 23.84 |
| 160SP-3 | 50.80 | 28.58 | 31.55 | 14.29 | 181.8 | 186.6 | 48.2 | 6.4 | 58.55 | 855.5/192441 | 941.0 | 32.10 |
| 200SP-3 | 63.50 | 39.68 | 37.85 | 19.85 | 223.5 | 230.4 | 60.3 | 8.0 | 71.55 | 1336.4/300633 | 1470.0 | 52.50 |

SP系列高强度短节距滚子链

SP series high strength short pitch roller chains

单排、双排、三排

Simplex, Duplex & Triplex strands



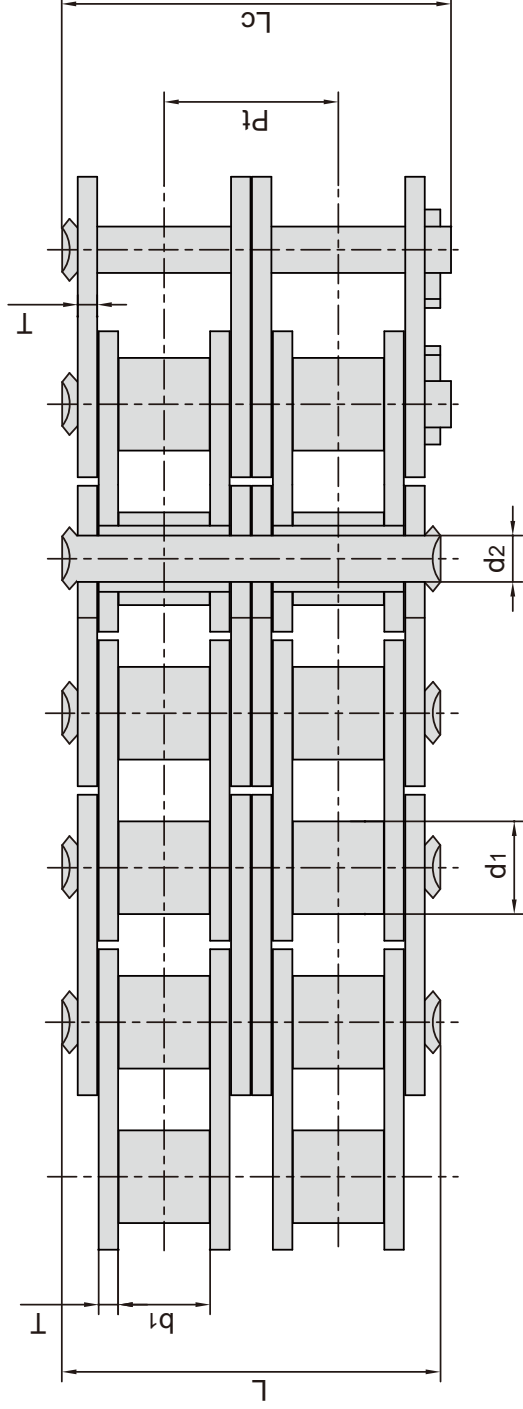
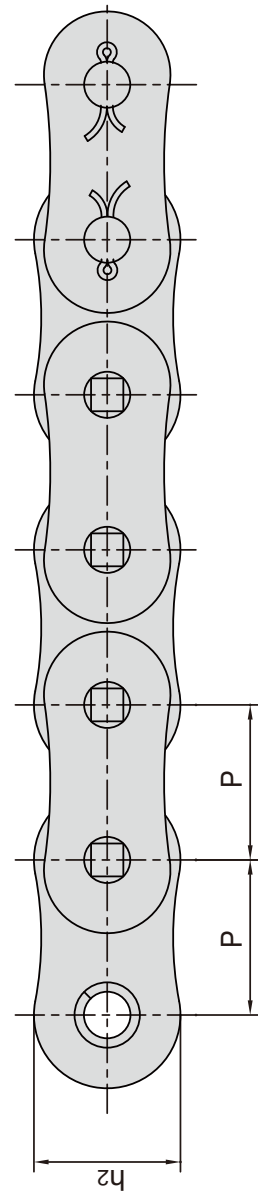
| 东华链号 Donghua Chain No. | 节距 Pitch P mm | 滚子直径 Roller diameter d1 max mm | | 内节内宽 Width between inner plates b1 min mm | | 销轴直径 Pin diameter d2 max mm | | 销轴长度 Pin length L max mm Lc max mm | | 内链板高度 Inner plate depth h2 max mm | 链板厚度 Plate thickness T mm | 排距 Transverse pitch Pt mm | 抗拉强度 Tensile strength Q min kN/lbf | 平均抗拉强度 Average tensile strength Q0 kN | 每米长重 Weight per meter q kg/m |
|------------------------------|------------------------|---|-----------------|---|-----------------|--|-----------------|--|-----------------|---|---------------------------------------|---------------------------------------|---|--|---|
| | | d1 max mm | d1 min mm | b1 min mm | b1 max mm | d2 max mm | d2 min mm | L max mm | Lc max mm | | | | | | |
| 80HSP-1 | 25.40 | 15.88 | 15.75 | 15.75 | 15.75 | 7.94 | 7.94 | 36.2 | 38.9 | 24.1 | 4.0 | - | 89.2/20066 | 98.1 | 3.36 |
| 100HSP-1 | 31.75 | 19.05 | 18.95 | 18.95 | 18.95 | 9.54 | 9.54 | 43.6 | 46.9 | 30.1 | 4.8 | - | 131.8/29649 | 145.0 | 4.90 |
| 120HSP-1 | 38.10 | 22.23 | 25.22 | 25.22 | 25.22 | 11.11 | 11.11 | 53.5 | 57.5 | 36.2 | 5.6 | - | 176.0/39592 | 196.0 | 7.12 |
| 140HSP-1 | 44.45 | 25.40 | 25.22 | 25.22 | 25.22 | 12.71 | 12.71 | 57.6 | 62.2 | 42.2 | 6.4 | - | 231.9/52149 | 255.0 | 8.88 |
| 160HSP-1 | 50.80 | 28.58 | 31.55 | 31.55 | 31.55 | 14.29 | 14.29 | 68.2 | 73.0 | 48.2 | 7.2 | - | 294.5/66260 | 324.0 | 11.72 |
| 200HSP-1 | 63.50 | 39.68 | 37.85 | 37.85 | 37.85 | 19.85 | 19.85 | 86.6 | 93.5 | 60.3 | 9.5 | - | 543.6/122295 | 598.0 | 19.80 |
| 80HSP-2 | 25.40 | 15.88 | 15.75 | 15.75 | 15.75 | 7.94 | 7.94 | 68.8 | 72.0 | 24.1 | 4.0 | 32.59 | 178.4/40132 | 196.2 | 6.65 |
| 100HSP-2 | 31.75 | 19.05 | 18.95 | 18.95 | 18.95 | 9.54 | 9.54 | 82.7 | 86.0 | 30.1 | 4.8 | 39.09 | 263.6/59299 | 290.0 | 9.71 |
| 120HSP-2 | 38.10 | 22.23 | 25.22 | 25.22 | 25.22 | 11.11 | 11.11 | 102.4 | 106.4 | 36.2 | 5.6 | 48.87 | 356.4/80175 | 392.0 | 14.12 |
| 140HSP-2 | 44.45 | 25.40 | 25.22 | 25.22 | 25.22 | 12.71 | 12.71 | 109.8 | 114.4 | 42.2 | 6.4 | 52.20 | 463.6/104300 | 510.0 | 17.38 |
| 160HSP-2 | 50.80 | 28.58 | 31.55 | 31.55 | 31.55 | 14.29 | 14.29 | 130.1 | 134.9 | 48.2 | 7.2 | 61.90 | 588.0/132275 | 647.0 | 23.00 |
| 200HSP-2 | 63.50 | 39.68 | 37.85 | 37.85 | 37.85 | 19.85 | 19.85 | 164.9 | 171.8 | 60.3 | 9.5 | 78.31 | 1091.0/245429 | 1200.0 | 38.50 |
| 80HSP-3 | 25.40 | 15.88 | 15.75 | 15.75 | 15.75 | 7.94 | 7.94 | 101.4 | 104.6 | 24.1 | 4.0 | 32.59 | 267.6/60200 | 294.3 | 9.95 |
| 100HSP-3 | 31.75 | 19.05 | 18.95 | 18.95 | 18.95 | 9.54 | 9.54 | 121.8 | 125.1 | 30.1 | 4.8 | 39.09 | 395.4/88948 | 435.0 | 14.53 |
| 120HSP-3 | 38.10 | 22.23 | 25.22 | 25.22 | 25.22 | 11.11 | 11.11 | 151.2 | 155.2 | 36.2 | 5.6 | 48.87 | 534.5/120250 | 588.0 | 21.12 |
| 140HSP-3 | 44.45 | 25.40 | 25.22 | 25.22 | 25.22 | 12.71 | 12.71 | 162.0 | 166.6 | 42.2 | 6.4 | 52.20 | 695.5/156448 | 765.0 | 25.88 |
| 160HSP-3 | 50.80 | 28.58 | 31.55 | 31.55 | 31.55 | 14.29 | 14.29 | 192.0 | 196.8 | 48.2 | 7.2 | 61.90 | 882.7/198576 | 971.0 | 34.22 |
| 200HSP-3 | 63.50 | 39.68 | 37.85 | 37.85 | 37.85 | 19.85 | 19.85 | 243.2 | 250.1 | 60.3 | 9.5 | 78.31 | 1627.3/366073 | 1790.0 | 57.29 |

SP系列高强度短节距滚子链

SP series high strength short pitch roller chains

双排滚子链

Duplex roller chains



| 东华链号 Donghua Chain No. | 节距 Pitch P mm | 滚子直径 Roller diameter d1 max mm | 内节内宽 Width between inner plates b1 min mm | 销轴直径 Pin diameter d2 max mm | 销轴长度 Pin length | | 内链板高度 Inner plate depth h2 max mm | 链板厚度 Plate thickness T mm | 排距 Transverse pitch Pt mm | 抗拉强度 Tensile strength Q min kN/lbf | 平均抗拉强度 Average tensile strength Q0 kN | 每米重量 Weight per meter q kg/m |
|------------------------------|------------------------|---|---|--|-----------------------|-----------------|---|---------------------------------------|---------------------------------------|---|--|---|
| | | | | | L max mm | Lc max mm | | | | | | |
| 80SPE-2 | 25.40 | 15.88 | 15.75 | 7.94 | 62.7 | 65.8 | 24.1 | 3.2 | 29.29 | 155.0/34868 | 170.6 | 5.68 |
| 100SPE-2 | 31.75 | 19.05 | 18.95 | 9.54 | 76.4 | 80.5 | 30.1 | 4.0 | 35.76 | 231.0/51965 | 255.0 | 8.34 |
| 120SPE-2 | 38.10 | 22.23 | 25.22 | 11.11 | 95.8 | 99.7 | 36.2 | 4.8 | 45.44 | 339.0/76260 | 373.0 | 12.63 |
| 140SPE-2 | 44.45 | 25.40 | 25.22 | 12.71 | 103.3 | 107.9 | 42.2 | 5.6 | 48.87 | 445.5/100218 | 490.0 | 15.92 |
| 160SPE-2 | 50.80 | 28.58 | 31.55 | 14.29 | 123.3 | 128.1 | 48.2 | 6.4 | 58.55 | 571.0/128430 | 628.0 | 21.43 |
| 200SPE-2 | 63.50 | 39.68 | 37.85 | 19.85 | 151.9 | 158.8 | 60.3 | 8.0 | 71.55 | 892.0/200621 | 981.0 | 35.00 |
| 80HSPE-2 | 25.40 | 15.88 | 15.75 | 7.94 | 68.8 | 72.0 | 24.1 | 4.0 | 32.59 | 178.4/40132 | 196.2 | 6.65 |
| 100HSPE-2 | 31.75 | 19.05 | 18.95 | 9.54 | 82.7 | 86.0 | 30.1 | 4.8 | 39.09 | 263.6/59299 | 290.0 | 9.71 |
| 120HSPE-2 | 38.10 | 22.23 | 25.22 | 11.11 | 102.4 | 106.4 | 36.2 | 5.6 | 48.87 | 356.4/80175 | 392.0 | 14.12 |
| 140HSPE-2 | 44.45 | 25.40 | 25.22 | 12.71 | 109.8 | 114.4 | 42.2 | 6.4 | 52.20 | 463.6/104300 | 510.0 | 17.38 |
| 160HSPE-2 | 50.80 | 28.58 | 31.55 | 14.29 | 130.1 | 134.9 | 48.2 | 7.2 | 61.90 | 588.0/132275 | 647.0 | 23.00 |
| 200HSPE-2 | 63.50 | 39.68 | 37.85 | 19.85 | 164.9 | 171.8 | 60.3 | 9.5 | 78.31 | 1091.0/245429 | 1200.0 | 38.50 |

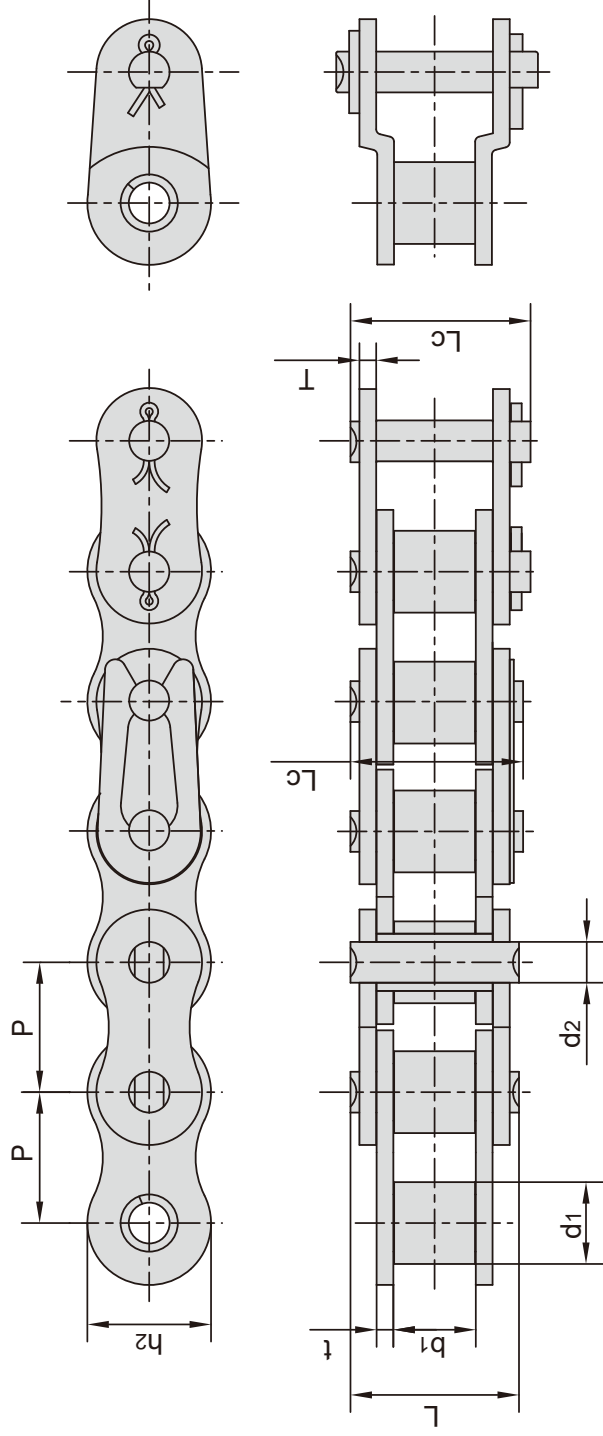
注：中链板为外链板装配。
Note: central plates are press fit assembly.

SH系列高强度短节距重载滚子链

SH series high strength heavy duty short pitch roller chains

SH系列滚子链通过销轴整体淬硬使其抗拉强度比A系列标准滚子链增加约25% - 35%并能提供较高的抗振动负载，参数尺寸与重载系列滚子链相同。

SH series roller chains have a greater tensile strength (about an additional 25% - 35%) over ANSI standard roller chains by using through hardened pins, these chains also provide a greater shock load resistance. The dimensions of the chain are identical to ANSI heavy series standard roller chains.



| 东华链号 Donghua Chain No. | 节距 Pitch P mm | 滚子直径 Roller diameter d1 max mm | 内节内宽 Width between inner plates b1 min mm | 销轴直径 Pin diameter d2 max mm | 销轴长度 Pin length | | 内链板高度 Inner plate depth h2 max mm | 链板厚度 Plate thickness t/T mm | 抗拉强度 Tensile strength Q min kN/lbf | 平均抗拉强度 Average tensile strength Q0 kN | 每米重量 Weight per meter q kg/m |
|------------------------------|------------------------|---|---|--|-----------------------|-----------------|---|---|---|--|---|
| | | | | | L max mm | Lc max mm | | | | | |
| *25SH | 6.350 | 3.30 | 3.18 | 2.31 | 9.0 | - | 6.00 | 1.04 | 5.09/1157 | 5.6 | 0.11 |
| *35SH | 9.525 | 5.08 | 4.77 | 3.58 | 13.3 | 14.3 | 9.00 | 1.50 | 11.00/2500 | 13.6 | 0.41 |
| 40SH | 12.700 | 7.95 | 7.85 | 3.96 | 18.8 | 19.9 | 12.00 | 2.03 | 22.40/5091 | 24.8 | 0.82 |
| 50SH | 15.875 | 10.16 | 9.40 | 5.08 | 22.1 | 23.4 | 15.09 | 2.42 | 30.40/6909 | 36.2 | 1.25 |
| 60SH | 19.050 | 11.91 | 12.57 | 5.94 | 29.2 | 31.6 | 18.00 | 3.25 | 44.10/10023 | 50.4 | 1.87 |
| #5H63 | 19.050 | 14.29 | 9.55 | 7.30 | 27.9 | - | 19.60 | 4.15/3.25 | 65.70/14932 | 73.0 | 2.62 |
| 60SHF1 | 19.050 | 11.91 | 9.50 | 5.94 | 25.4 | 27.6 | 18.00 | 3.25 | 44.10/9914 | 48.5 | 1.77 |
| #C60SHF2 | 19.050 | 12.70 | 11.10 | 7.11 | 29.3 | - | 18.90 | 4.0/3.25 | 61.80/13893 | 68.0 | 2.47 |
| #C70SH | 22.225 | 15.60 | 14.30 | 7.94 | 36.6 | - | 22.60 | 4.8/4.0 | 88.25/20056 | 98.0 | 3.75 |
| #C70SHF1 | 22.225 | 15.60 | 14.30 | 7.93 | 35.8 | - | 23.50 | 4.8/4.0 | 81.40/18299 | 89.5 | 3.76 |
| 80SH | 25.400 | 15.88 | 15.75 | 7.92 | 36.2 | 37.7 | 24.00 | 4.00 | 88.20/20045 | 93.0 | 3.10 |
| 955 | 28.575 | 21.30 | 17.46 | 11.10 | 46.8 | - | 30.60 | 6.4/5.6 | 142.10/35635 | 156.8 | 7.95 |
| 100SH | 31.750 | 19.05 | 18.90 | 9.53 | 43.6 | 46.9 | 30.00 | 4.80 | 116.60/26500 | 129.1 | 4.52 |
| 120SH | 38.100 | 22.23 | 25.22 | 11.10 | 53.5 | 57.5 | 35.70 | 5.60 | 158.20/35954 | 175.3 | 6.60 |
| 140SH | 44.450 | 25.40 | 25.22 | 12.70 | 57.6 | 62.2 | 41.00 | 6.40 | 206.00/46818 | 266.5 | 8.30 |
| 160SH | 50.800 | 28.58 | 31.55 | 14.27 | 68.2 | 73.0 | 47.80 | 7.20 | 274.00/62273 | 293.0 | 10.30 |
| 180SH | 57.150 | 35.71 | 35.48 | 17.46 | 75.9 | 81.6 | 53.60 | 8.00 | 337.20/75803 | 370.9 | 14.83 |
| 200SH | 63.500 | 39.68 | 37.85 | 19.85 | 86.6 | 93.5 | 60.00 | 9.50 | 506.10/115023 | 562.3 | 19.16 |
| 240SH | 76.200 | 47.63 | 47.35 | 23.81 | 109.6 | 115.9 | 72.30 | 12.70 | 650.00/146120 | 715.0 | 30.40 |

*套筒链：表中滚子直径d1为套筒直径

*Bush chain: d1 in the table indicates the external diameter of the bush.

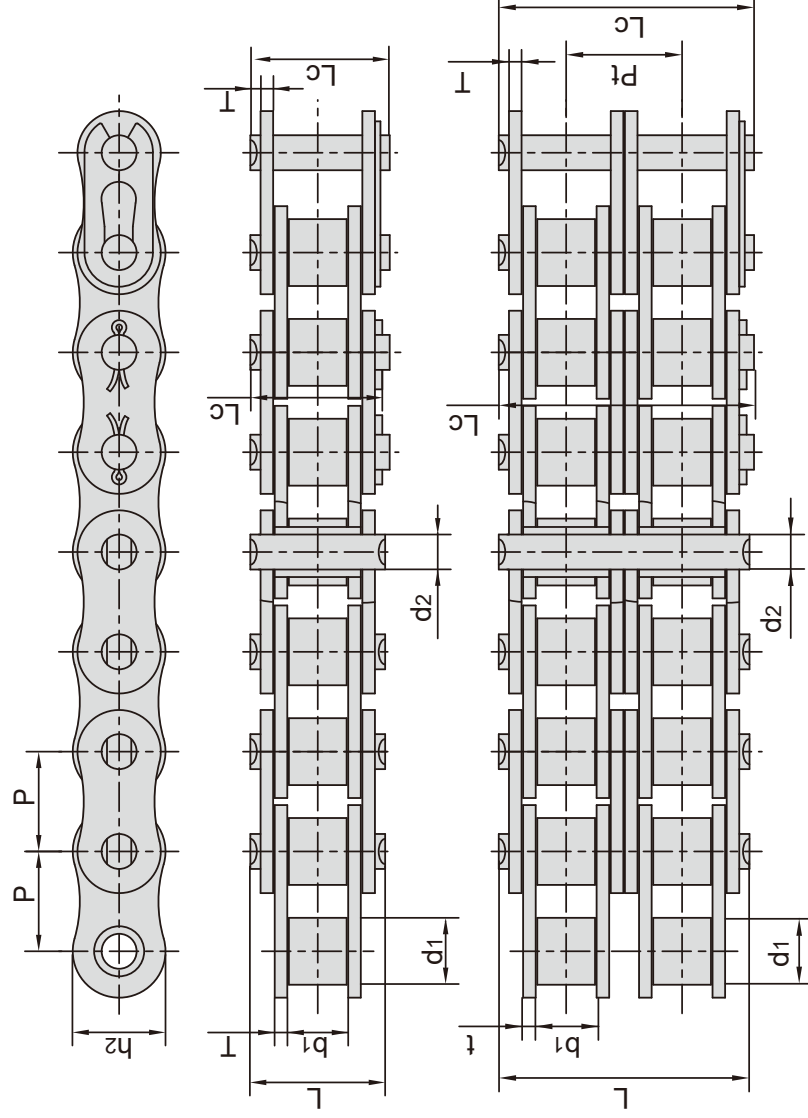
#直链板

#Straight side plates

X3高性能滚子链 X3 series high performance roller chains

DonghuaX³®系列高性能链条通过产品优化设计、采用先进制造工艺，并进行严格的质量控制。链条疲劳强度比ISO 606标准规定的同规格链条的疲劳强度提升60%以上，并提高了链条耐磨损性能。

DonghuaX³® series high performance roller chains are based on optimized design, advanced technology and excellent quality control, fatigue strength is 60 percent more than ISO 606 standard roller chain of the same specification, and the wear resistant is increased.

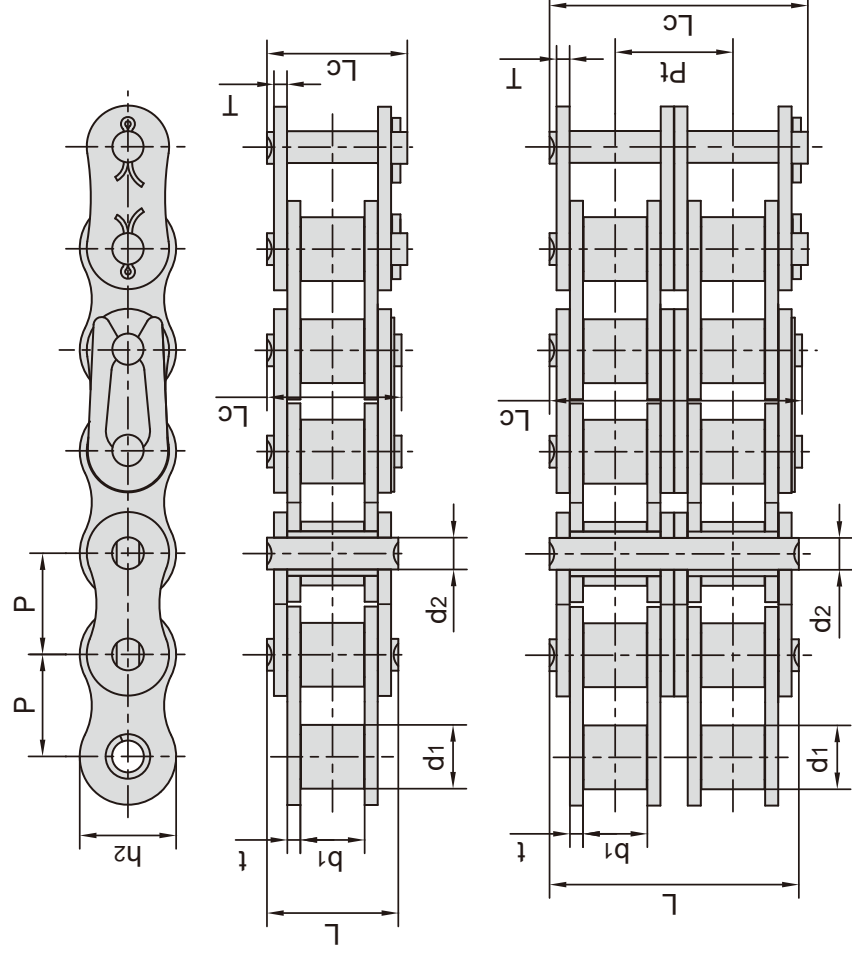


| 东华链号 Donghua Chain No. | 节距 Pitch P mm | 滚子直径 Roller diameter d1 max mm | 内节内宽 Width between inner plates b1 min mm | 销轴直径 Pin diameter d2 max mm | 销轴长度 Pin length | | 内链板高度 Inner plate depth h2 max mm | 链板厚度 Plate thickness t/T mm | 排距 Transverse pitch Pt mm | 抗拉强度 Tensile strength Q min kN/lbf | 平均抗拉强度 Average tensile strength Q0 kN | 每米长重 Weight per meter q kg/m |
|------------------------------|------------------------|---|---|--|-----------------------|-----------------|---|---|---------------------------------------|---|--|---|
| | | | | | L max mm | Lc max mm | | | | | | |
| *06BX3-1 | 9.525 | 6.35 | 5.72 | 3.28 | 13.15 | 14.10 | 8.20 | 1.30 | - | 10.0/2248 | 11.00 | 0.43 |
| 08BX3-1 | 12.700 | 8.51 | 7.75 | 4.45 | 16.70 | 18.20 | 11.80 | 1.60 | - | 21.0/4721 | 23.10 | 0.74 |
| 10BX3-1 | 15.875 | 10.16 | 9.65 | 5.08 | 19.50 | 20.90 | 14.70 | 1.70 | - | 28.5/6407 | 31.35 | 1.00 |
| 12BX3-1 | 19.050 | 12.07 | 11.68 | 5.72 | 22.50 | 24.20 | 16.00 | 1.85 | - | 33.0/7418 | 36.30 | 1.23 |
| 16BX3-1 | 25.400 | 15.88 | 17.02 | 8.28 | 36.10 | 37.40 | 21.00 | 4.15/3.1 | - | 70.0/15736 | 77.00 | 2.90 |
| 20BX3-1 | 31.750 | 19.05 | 19.56 | 10.19 | 41.30 | 45.00 | 26.50 | 4.5/3.5 | - | 106.7/23986 | 117.37 | 3.96 |
| 24BX3-1 | 38.100 | 25.40 | 25.40 | 14.63 | 53.40 | 57.80 | 33.20 | 6.0/4.8 | - | 176.0/39565 | 193.60 | 7.60 |
| 28BX3-1 | 44.450 | 27.94 | 30.99 | 15.90 | 65.10 | 69.50 | 36.70 | 7.5/6.0 | - | 230.0/51704 | 253.00 | 9.10 |
| 32BX3-1 | 50.800 | 29.21 | 30.99 | 17.81 | 66.00 | 71.00 | 42.00 | 7.0/6.0 | - | 280.0/62944 | 308.00 | 10.97 |
| 06BX3-2 | 9.525 | 6.35 | 5.72 | 3.28 | 23.40 | 24.40 | 8.20 | 1.30 | 10.24 | 18.5/4159 | 20.35 | 0.82 |
| 08BX3-2 | 12.700 | 8.51 | 7.75 | 4.45 | 31.00 | 32.20 | 11.80 | 1.60 | 13.92 | 36.0/8093 | 39.60 | 1.43 |
| 10BX3-2 | 15.875 | 10.16 | 9.65 | 5.08 | 36.10 | 37.50 | 14.70 | 1.70 | 16.59 | 55.6/12499 | 61.16 | 1.97 |
| 12BX3-2 | 19.050 | 12.07 | 11.68 | 5.72 | 42.00 | 43.60 | 16.00 | 1.85 | 19.46 | 63.5/14275 | 69.85 | 2.47 |
| 16BX3-2 | 25.400 | 15.88 | 17.02 | 8.28 | 68.00 | 69.30 | 21.00 | 4.15/3.1 | 31.88 | 121.9/27403 | 134.09 | 5.80 |
| 20BX3-2 | 31.750 | 19.05 | 19.56 | 10.19 | 7.80 | 81.50 | 26.50 | 4.5/3.5 | 36.45 | 211.2/47478 | 232.32 | 7.70 |
| 24BX3-2 | 38.100 | 25.40 | 25.40 | 14.63 | 101.70 | 106.20 | 33.20 | 6.0/4.8 | 48.36 | 308.0/69238 | 338.80 | 14.34 |
| 28BX3-2 | 44.450 | 27.94 | 30.99 | 15.90 | 124.60 | 129.10 | 36.70 | 7.5/6.0 | 59.56 | 414.0/93067 | 455.40 | 17.76 |
| 32BX3-2 | 50.800 | 29.21 | 30.99 | 17.81 | 124.60 | 129.60 | 42.00 | 7.0/6.0 | 58.55 | 504.0/113299 | 554.40 | 22.47 |

*直链板

*Straight side plates

其它滚子链 Other roller chains



| 东华链号 Donghua Chain No. | 节距 Pitch | 滚子直径 Roller diameter | 内节内宽 Width between inner plates | 销轴直径 Pin diameter | 销轴长度 Pin length | | 内链板高度 Inner plate depth | 链板厚度 Plate thickness | 排距 Transverse pitch | 抗拉强度 Tensile strength | 平均抗拉强度 Average tensile strength | 每米重量 Weight per meter |
|------------------------------|-------------|----------------------------|--|-------------------------|-----------------------|-----------------|----------------------------------|----------------------------|---------------------------|-----------------------------|--|--------------------------------|
| | P mm | d1 max mm | b1 min mm | d2 max mm | L max mm | Lc max mm | h2 max mm | t/T max mm | Pt mm | Q min kN/lbf | Q0 kN | q kg/m |
| *06CF40 | 9.525 | 5.08 | 9.80 | 3.58 | 17.8 | 18.60 | 9.00 | 1.30 | - | 7.9/1776 | 8.69 | 0.45 |
| 205 | 12.700 | 8.51 | 6.40 | 4.45 | 15.2 | 16.30 | 11.80 | 1.6/1.3 | - | 18.00/4049 | 19.00 | 0.85 |
| 423 | 12.700 | 8.51 | 6.40 | 4.45 | 15.6 | 17.10 | 12.40 | 1.70 | - | 19.60/4455 | 21.90 | 0.71 |
| 478 | 12.700 | 7.80 | 4.80 | 4.00 | 11.6 | 13.65 | 10.46 | 1.25 | - | 9.80/2227 | 12.80 | 0.39 |
| 170GSX | 12.700 | 7.75 | 6.45 | 3.96 | 14.8 | 16.40 | 11.50 | 1.6/1.4 | - | 17.15/3860 | 18.50 | 0.62 |
| 415F19 | 12.700 | 7.77 | 4.76 | 3.60 | 11.0 | 12.40 | 9.70 | 1.00 | - | 6.86/1559 | 7.60 | 0.32 |
| 415H | 12.700 | 7.77 | 4.76 | 3.96 | 13.1 | 14.50 | 12.00 | 1.50 | - | 14.40/3273 | 16.10 | 0.55 |
| 423F2 | 12.700 | 8.51 | 6.40 | 4.45 | 15.6 | 17.10 | 11.80 | 1.60 | - | 18.2/4091 | 20.02 | 0.67 |
| 10AF50 | 15.875 | 14.20 | 19.40 | 5.08 | 30.9 | 32.60 | 13.00 | 2.03 | - | 16.40/3726 | 18.00 | 2.14 |
| 515 | 19.050 | 12.07 | 13.50 | 5.72 | 28.6 | 31.30 | 16.20 | 3.00 | - | 30.00/6748 | 33.00 | 1.83 |
| 12AF86-2 | 19.050 | 11.91 | 12.57 | 5.94 | 47.0 | 49.60 | 18.00 | 2.42 | 20.90 | 62.30/14158 | 68.53 | 3.58 |
| #C60F40 | 19.050 | 11.91 | 12.57 | 5.94 | 25.9 | 27.70 | 18.00 | 2.42 | - | 31.8/7149 | 34.98 | 1.79 |
| 630F1 | 19.050 | 11.91 | 9.40 | 5.94 | 26.3 | - | 18.00 | 3.25 | - | 35.3/7935 | 38.83 | 1.82 |
| 12AF105 | 19.050 | 11.91 | 6.35 | 5.94 | 19.5 | 21.20 | 18.00 | 2.42 | - | 31.8/7149 | 34.98 | 1.31 |
| 12AF63-2 | 19.050 | 11.91 | 12.70 | 5.94 | 51.6 | 53.40 | 18.00 | 2.42 | 25.50 | 63.6/14297 | 69.96 | 3.26 |
| #C12AF128-3 | 19.050 | 15.00 | 12.57 | 5.94 | 71.5 | 73.30 | 18.20 | 2.42 | 22.78 | 95.4/21446 | 104.94 | 5.44 |
| 16AF52 | 25.400 | 15.88 | 78.00 | 7.92 | 95.6 | 99.10 | 24.00 | 3.25 | - | 56.70/12882 | 62.00 | 6.46 |
| 16AF62 | 25.400 | 15.88 | 47.00 | 7.92 | 64.3 | 67.08 | 24.00 | 3.25 | - | 56.70/12882 | 62.00 | 4.29 |

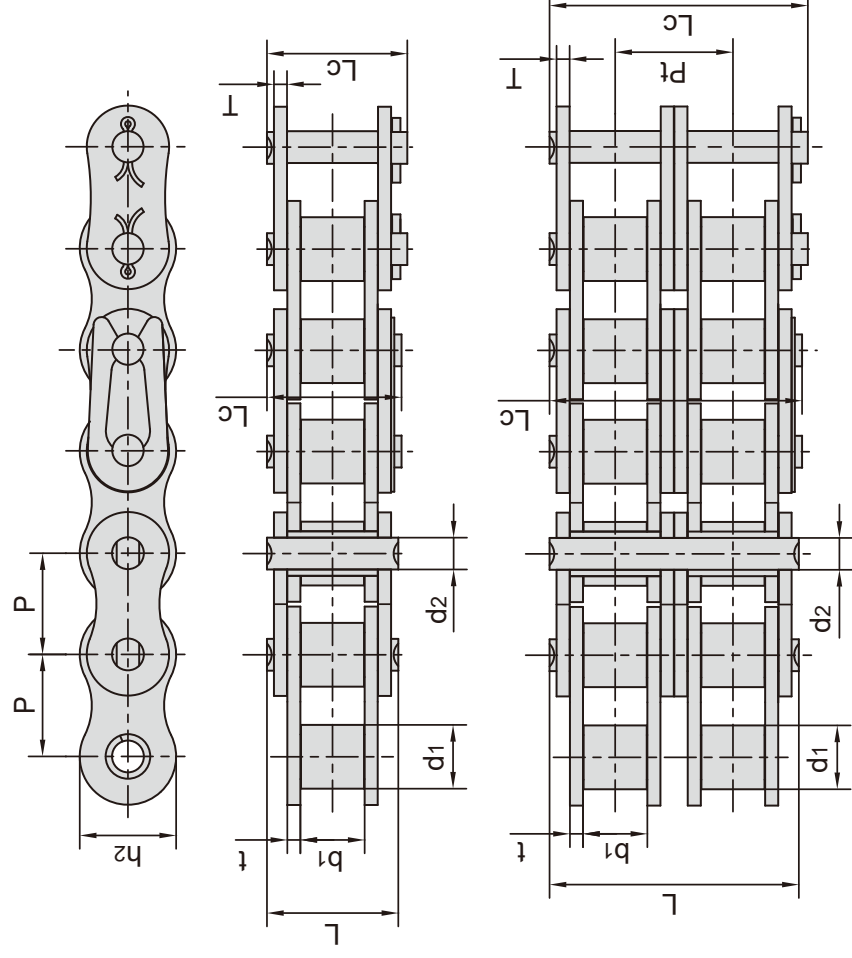
*套筒链：表中滚子直径d1为套筒直径

*Bush chain: d1 in the table indicates the external diameter of the bush.

#直链板

#Straight side plates

其它滚子链 Other roller chains

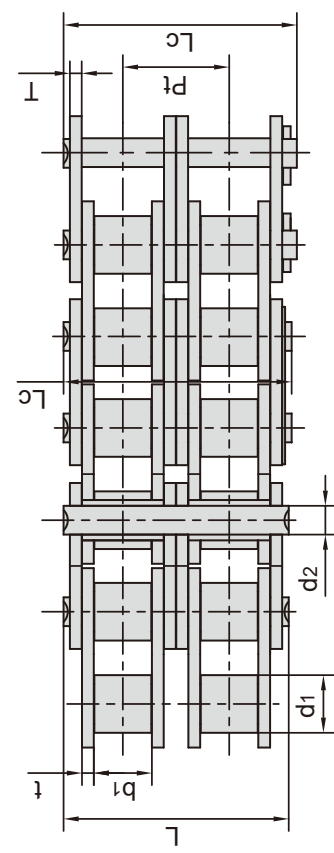
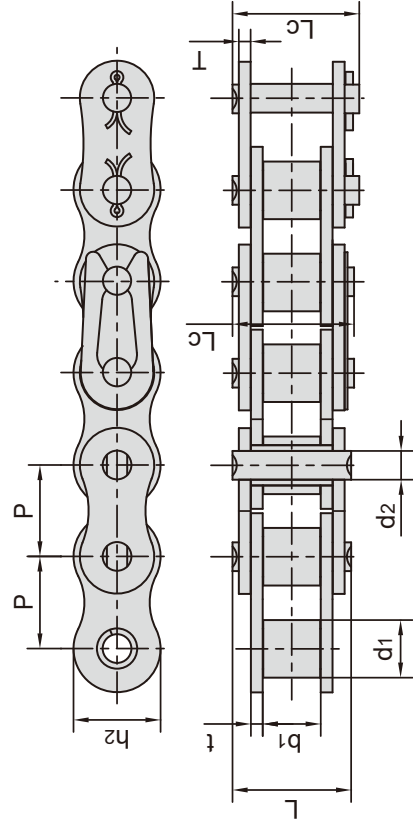


| 东华链号 Donghua Chain No. | 节距 Pitch | 滚子直径 Roller diameter | 内节内宽 Width between inner plates | 销轴直径 Pin diameter | 销轴长度 Pin length | | 内链板高度 Inner plate depth | 链板厚度 Plate thickness | 排距 Transverse pitch | 抗拉强度 Tensile strength | 平均抗拉强度 Average tensile strength | 每米重量 Weight per meter |
|------------------------------|-------------|----------------------------|--|-------------------------|-----------------------|-----------------|----------------------------------|----------------------------|---------------------------|-----------------------------|--|--------------------------------|
| | P mm | d1 max mm | b1 min mm | d2 max mm | L max mm | Lc max mm | h2 max mm | t/T max mm | Pt mm | Q min kN/lbf | Q0 kN | q kg/m |
| 16AF93 | 25.400 | 15.88 | 12.70 | 7.92 | 25.0 | 28.5 | 20.50 | 2.03 | - | 28.00/63616 | 30.80 | 1.74 |
| 16AF94 | 25.400 | 15.88 | 33.50 | 7.92 | 50.5 | 52.0 | 24.00 | 3.25 | - | 55.60/12636 | 61.16 | 3.77 |
| #C16AF112 | 25.400 | 18.25 | 15.90 | 9.54 | 45.4 | - | 24.50 | 6.00 | - | 116.2/26122 | 122.00 | 5.40 |
| 20AF22 | 31.750 | 19.05 | 18.90 | 9.53 | - | 44.7 | 30.00 | 4.00 | - | 50.00/11360 | 55.00 | 3.97 |
| 20AF26 | 31.750 | 19.05 | 30.80 | 9.53 | 64.0 | 64.0 | 30.00 | 4.00 | - | 86.70/19704 | 95.37 | 5.03 |
| 20AF31-5 | 31.750 | 19.05 | 18.90 | 9.53 | 183.6 | 187.9 | 30.10 | 4.00 | 35.76 | 550.00/124998 | 605.00 | 20.20 |
| 24AF5-4 | 38.100 | 22.23 | 19.05 | 11.10 | 161.3 | 165.3 | 35.70 | 4.80 | 39.16 | 498.2/113225 | 548.02 | 21.88 |
| 24AF18-2 | 38.100 | 22.23 | 25.20 | 11.10 | 97.3 | 101.2 | 35.70 | 4.80 | 45.44 | 249.1/56612 | 274.01 | 12.00 |
| 24AF19 | 38.100 | 22.23 | 25.22 | 11.10 | 50.3 | - | 35.70 | 4.80 | - | 95.0/21590 | 104.50 | 5.71 |
| 24AF20-2 | 38.100 | 22.23 | 25.22 | 11.10 | 105.4 | 109.2 | 35.70 | 4.80 | 45.44 | 254.0/57099 | 279.40 | 12.56 |
| 28AF1-2 | 44.450 | 25.40 | 25.22 | 12.70 | 103.3 | 112.2 | 41.00 | 5.60 | 48.87 | 338.1/76816 | 371.90 | 15.06 |
| 32AF2 | 50.800 | 32.00 | 31.75 | 17.00 | 64.8 | 69.6 | 48.00 | 6.40 | - | 200.0/45454 | 222.50 | 11.61 |
| 32AF9 | 50.800 | 28.58 | 41.55 | 14.27 | 86.0 | 86.0 | 47.80 | 6.4/8.8 | - | 222.4/50544 | 244.64 | 11.55 |
| 32AF33 | 50.800 | 28.58 | 89.75 | 14.27 | 123.3 | 128.1 | 47.80 | 6.40 | - | 222.4/50544 | 244.64 | 16.01 |
| #C32AF36 | 50.800 | 28.58 | 46.77 | 14.29 | 63.8 | 63.8 | 44.45 | 6.40 | - | 200.0/45454 | 220.00 | 14.85 |
| 32AF42 | 50.800 | 32.00 | 31.75 | 17.00 | 68.0 | 72.8 | 48.00 | 7.20 | - | 200.0/44960 | 220.00 | 12.55 |
| 32AT | 50.800 | 28.58 | 15.88 | 14.27 | 36.2 | 40.8 | 47.80 | 3.25 | - | 111.2/25272 | 123.60 | 5.21 |
| 36AF2 | 57.150 | 33.34 | 35.48 | 17.46 | 72.8 | 78.6 | 53.60 | 7.20 | - | 280.20/63681 | 308.22 | 13.17 |

#直链板

#Straight side plates

其它滚子链 Other roller chains



| 东华链号 Donghua Chain No. | 节距 Pitch P mm | 滚子直径 Roller diameter d1 max mm | 内节内宽 Width between inner plates b1 min mm | 销轴直径 Pin diameter d2 max mm | | 销轴长度 Pin length L max mm | | 内链板高度 Inner plate depth h2 max mm | 链板厚度 Plate thickness t/T max mm | 排距 Transverse pitch Pt mm | 抗拉强度 Tensile strength Q min kN/lbf | 平均抗拉强度 Average tensile strength Q0 kN | 每米重量 Weight per meter q kg/m |
|------------------------------|------------------------|---|---|--|----------------|---|-------|---|--|---------------------------------------|---|--|---|
| | | | | Lc max mm | L max mm | | | | | | | | |
| #06BF30-2 | 9.525 | 6.35 | 5.40 | 3.28 | 23.7 | - | 9.60 | 1.60 | 10.24 | 16.5/3748 | 18.15 | 1.05 | |
| A06B-2 | 9.525 | 6.35 | 5.72 | 3.28 | 23.4 | 24.40 | 8.20 | 1.30 | 10.24 | 16.9/3841 | 18.70 | 0.75 | |
| 08BF | 12.700 | 8.51 | 5.55 | 4.45 | 14.6 | 16.10 | 11.80 | 1.60 | - | 17.8/4045 | 19.20 | 0.66 | |
| 415B | 12.700 | 7.75 | 4.88 | 4.09 | 12.9 | 14.40 | 10.30 | 1.30 | - | 12.0/2727 | 14.20 | 0.45 | |
| 415BF1 | 12.700 | 7.75 | 4.88 | 4.09 | 11.5 | 13.00 | 10.30 | 1.00 | - | 9.0/2045 | 10.60 | 0.38 | |
| 415BF3 | 12.700 | 7.75 | 4.80 | 4.09 | 11.6 | 13.65 | 10.30 | 1.20 | - | 9.8/2227 | 10.70 | 0.43 | |
| 415BF5 | 12.700 | 7.75 | 5.10 | 4.09 | 14.4 | 16.00 | 9.90 | 1.8/1.6 | - | 16.0/3600 | 16.50 | 0.46 | |
| 415BF7 | 12.700 | 7.75 | 4.88 | 3.58 | 13.8 | 15.00 | 10.30 | 1.30 | - | 6.0/1363 | 10.70 | 0.40 | |
| #C08BF77 | 12.700 | 8.51 | 21.67 | 4.45 | 31.0 | 32.2 | 11.80 | 1.60 | - | 18.0/4046 | 19.00 | 1.28 | |
| 10BF19 | 15.875 | 10.16 | 6.45 | 5.08 | 16.4 | 18.20 | 14.70 | 1.70 | - | 22.0/5000 | 24.20 | 0.89 | |
| 10BF20 | 15.875 | 10.16 | 6.45 | 5.08 | 16.4 | 18.20 | 14.70 | 1.70 | - | 23.6/5363 | 25.96 | 0.86 | |
| 10BF68 | 15.875 | 10.16 | 9.65 | 5.08 | 18.5 | 19.90 | 14.70 | 1.7/1.5 | - | 22.4/5090 | 24.64 | 0.93 | |
| #C10BF56-2 | 15.875 | 10.16 | 9.65 | 5.08 | 35.8 | 37.20 | 13.90 | 1.70 | 16.59 | 44.5/10113 | 48.95 | 1.70 | |
| 10BF88 | 15.875 | 10.16 | 6.48 | 5.08 | 16.4 | 17.8 | 14.70 | 1.70 | - | 22.4/5036 | 24.64 | 0.84 | |
| #C10BF87-2 | 15.875 | 10.16 | 9.65 | 5.08 | 36.1 | 37.5 | 18.00 | 1.70 | 16.59 | 44.5/10004 | 48.95 | 2.29 | |
| 12BF12 | 19.050 | 12.07 | 11.68 | 5.72 | 25.8 | 27.8 | 20.00 | 2.60 | - | 37.0/8318 | 40.70 | 1.90 | |
| 12BF14 | 19.050 | 12.07 | 30.56 | 5.72 | 42.0 | 43.6 | 16.00 | 1.85 | - | 29.0/6591 | 32.20 | 2.13 | |
| 12BF55-2 | 19.050 | 12.07 | 11.68 | 5.72 | 43.2 | 44.8 | 16.00 | 2.42 | 19.46 | 57.8/13136 | 63.58 | 2.51 | |
| 12BF58 | 19.050 | 12.70 | 31.40 | 5.72 | 43.5 | 46.2 | 16.00 | 2.03 | - | 29.0/6591 | 32.20 | 2.36 | |
| 12BF99 | 19.050 | 12.07 | 11.68 | 5.72 | 22.5 | - | 16.00 | 1.85 | - | 29.0/6519 | 31.90 | 1.21 | |
| 14BF1 | 22.225 | 14.30 | 14.60 | 9.00 | 36.3 | 38.0 | 23.50 | 4.80/4.0 | - | 75.0/16871 | 82.50 | 3.59 | |
| 16BF1 | 25.400 | 15.88 | 12.20 | 8.28 | 31.4 | 32.7 | 21.00 | 4.15/3.1 | - | 60.0/13636 | 71.40 | 2.51 | |
| *16B-BF1 | 25.400 | 11.71 | 17.02 | 8.28 | 36.1 | 39.1 | 21.00 | 3.10 | - | 60.0/13636 | 66.00 | 2.33 | |
| 16BF2 | 25.400 | 15.88 | 17.02 | 8.28 | 38.6 | 39.8 | 21.00 | 4.15 | - | 60.0/13636 | 71.40 | 3.08 | |
| 16BF5 | 25.400 | 15.88 | 12.70 | 8.28 | 30.8 | 32.1 | 20.00 | 3.50/3.0 | - | 50.0/11364 | 57.50 | 2.37 | |
| 16BF33 | 25.400 | 15.88 | 12.70 | 8.28 | 32.2 | 35.1 | 21.00 | 3.10 | - | 60.0/13636 | 66.00 | 2.54 | |
| #C16BF84-2 | 25.400 | 15.88 | 17.02 | 7.92 | 68.0 | 69.4 | 21.00 | 4.15/3.1 | 31.88 | 106.0/23829 | 116.60 | 5.84 | |
| 16BF92 | 25.400 | 15.88 | 17.02 | 8.28 | 36.1 | 39.1 | 21.00 | 4.15/3.1 | - | 60.0/13636 | 66.00 | 2.76 | |
| 16BF137 | 25.400 | 16.80 | 17.02 | 8.28 | 36.1 | 37.4 | 21.00 | 4.15/3.1 | - | 60.0/13488 | 66.00 | 2.88 | |
| 20BF14 | 31.750 | 19.05 | 19.56 | 10.19 | 45.6 | 49.3 | 26.40 | 5.60/4.5 | - | 105.0/23856 | 115.50 | 4.57 | |
| 20BF19 | 31.750 | 30.00 | 19.56 | 10.19 | 41.3 | - | 26.40 | 4.50/3.5 | - | 95.0/21590 | 104.50 | 5.86 | |

*套筒链: 表中滚子直径d1为套筒直径

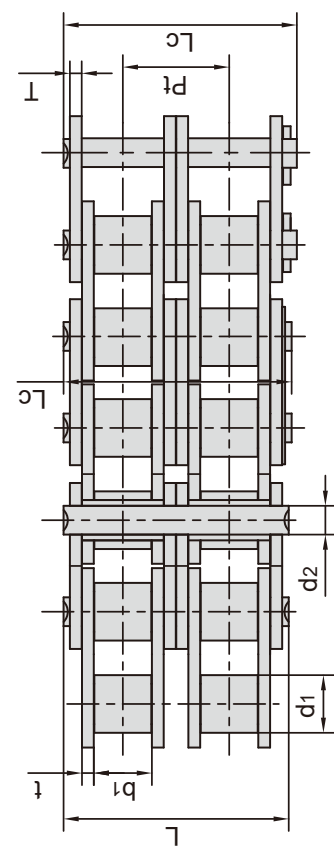
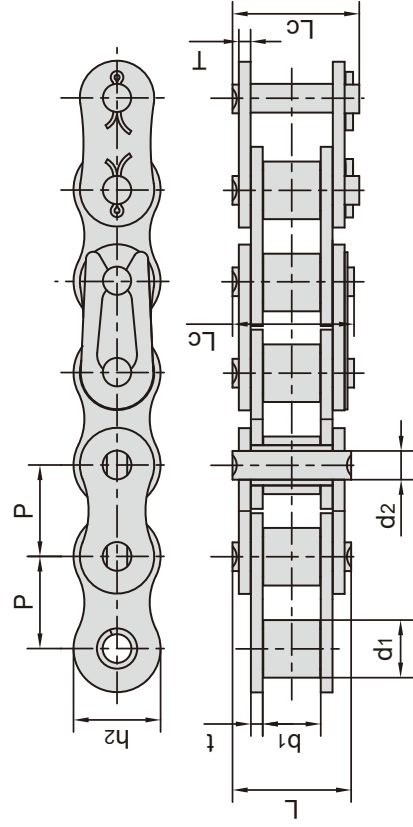
*Bush chain: d1 in the table indicates the external diameter of the bush.

#直链板

#Straight side plates

其它滚子链

Other roller chains



| 东华链号 Donghua Chain No. | 节距 Pitch P mm | 滚子直径 Roller diameter d1 max mm | 内节内宽 Width between inner plates b1 min mm | 销轴直径 Pin diameter d2 max mm | | 销轴长度 Pin length L max mm | | 内链板高度 Inner plate depth h2 max mm | 链板厚度 Plate thickness t/T max mm | 排距 Transverse pitch Pt mm | 抗拉强度 Tensile strength Q min kN/lbf | 平均抗拉强度 Average tensile strength Q0 kN | 每米长重 Weight per meter q kg/m |
|------------------------------|------------------------|---|---|--|----------------|---|-------|---|--|---------------------------------------|---|--|---|
| | | | | Lc max mm | L max mm | | | | | | | | |
| 20BF40 | 31.750 | 19.05 | 19.56 | 10.19 | 45.0 | - | 26.40 | 4.5/3.5 | - | 73.0/16410 | 80.30 | 3.87 | |
| 20BF48 | 31.750 | 19.05 | 19.56 | 10.05 | 42.1 | - | 26.40 | 4.5/3.5 | - | 95.0/21356 | 104.50 | 3.95 | |
| 20BF55 | 31.750 | 19.05 | 19.56 | 10.19 | 41.3 | - | 26.40 | 4.5/3.5 | - | 95.0/21356 | 104.50 | 3.91 | |
| #C24BF6 | 38.100 | 25.40 | 22.00 | 12.00 | 40.0 | 43.5 | 35.00 | 3.00 | - | 95.0/21590 | 104.50 | 5.23 | |
| *24BF7 | 38.100 | 18.42 | 25.40 | 14.63 | 53.4 | 57.8 | 33.20 | 6.00/4.8 | - | 170.0/38635 | 187.00 | 5.80 | |
| 24BF9 | 38.100 | 25.40 | 25.40 | 14.63 | 58.1 | 62.5 | 33.20 | 7.0/6.0 | - | 180.0/40908 | 198.00 | 7.98 | |
| 24BF14 | 38.100 | 25.40 | 25.40 | 14.63 | 55.8 | 60.5 | 33.20 | 6/4.8 | - | 160.0/36363 | 176.00 | 7.14 | |
| #C24BF18 | 38.100 | 25.40 | 25.40 | 14.63 | 53.4 | 57.8 | 33.00 | 6.00/4.8 | - | 160.0/36363 | 176.00 | 7.49 | |
| #C24BF19 | 38.100 | 25.40 | 25.40 | 14.63 | 53.4 | 57.8 | 35.80 | 6.00/4.8 | - | 160.0/36363 | 176.00 | 8.05 | |
| 24BF20-2 | 38.100 | 25.40 | 25.40 | 14.63 | 101.7 | 106.2 | 33.20 | 6/4.8 | 48.36 | 280.0/63635 | 308.00 | 12.43 | |
| #C24BF22 | 38.100 | 25.40 | 25.40 | 14.63 | 53.4 | 57.8 | 35.00 | 6.0/4.8 | - | 160.0/36363 | 176.00 | 7.91 | |
| 24BF23 | 38.100 | 25.40 | 25.40 | 14.63 | 53.4 | 59.3 | 36.20 | 6/5.2 | - | 192.0/43635 | 211.20 | 7.92 | |
| 24BF27 | 38.100 | 25.40 | 25.40 | 14.63 | 52.6 | 57.8 | 33.20 | 6.0/4.8 | - | 160.0/35968 | 176.00 | 6.99 | |
| 28BF2 | 44.450 | 27.94 | 30.99 | 15.90 | 65.1 | 69.5 | 41.00 | 6.0/7.5 | - | 250.0/56817 | 275.00 | 10.17 | |
| 28BF4 | 44.450 | 27.94 | 30.99 | 15.90 | 65.1 | 70.4 | 41.00 | 6.0/7.5 | - | 240.0/54535 | 264.00 | 10.40 | |
| 28BF7 | 44.450 | 27.94 | 30.99 | 15.90 | 68.1 | 72.5 | 42.00 | 8.0/7.0 | - | 300.0/67440 | 330.00 | 11.70 | |
| 32BF23 | 50.800 | 32.00 | 30.00 | 16.90 | 66.6 | 73.0 | 49.00 | 7.00 | - | 300.0/68181 | 330.00 | 11.70 | |
| #C32BF24 | 50.800 | 29.21 | 30.99 | 17.81 | - | 71.0 | 45.00 | 6.0/7.0 | - | 250.0/56817 | 275.00 | 11.40 | |
| 32BF26 | 50.800 | 29.21 | 30.99 | 17.81 | 68.0 | 73.0 | 42.00 | 7.00 | - | 250.0/56817 | 275.00 | 10.60 | |
| 32BF30 | 50.800 | 29.21 | 30.99 | 17.81 | 68.0 | 73.0 | 42.00 | 6.3/7.65 | - | 250.0/56817 | 275.00 | 10.28 | |
| *32BF31-B | 50.800 | 17.81 | 31.50 | 22.48 | 69.5 | 74.5 | 42.00 | 7.0/7.5 | - | 250.0/56817 | 275.00 | 9.30 | |
| 32BF35 | 50.800 | 29.21 | 30.99 | 17.81 | 68.0 | 72.5 | 48.00 | 7.5/6.4 | - | 350.0/78680 | 385.00 | 11.86 | |
| 40BF4-2 | 63.500 | 39.37 | 38.10 | 22.89 | 154.5 | 161.5 | 52.96 | 8.5/8.0 | 72.29 | 375.0/85226 | 412.50 | 31.87 | |
| 48BF7 | 76.200 | 48.26 | 45.72 | 29.24 | 105.0 | 131.5 | 63.80 | 12.0/10.0 | - | 500.0/112400 | 550.00 | 27.36 | |
| 56BF6 | 88.900 | 53.98 | 53.34 | 34.32 | 114.6 | 123.0 | 77.80 | 13.5/12.0 | - | 850.0/191080 | 935.00 | 35.78 | |

*套筒链: 表中滚子直径d1为套筒直径

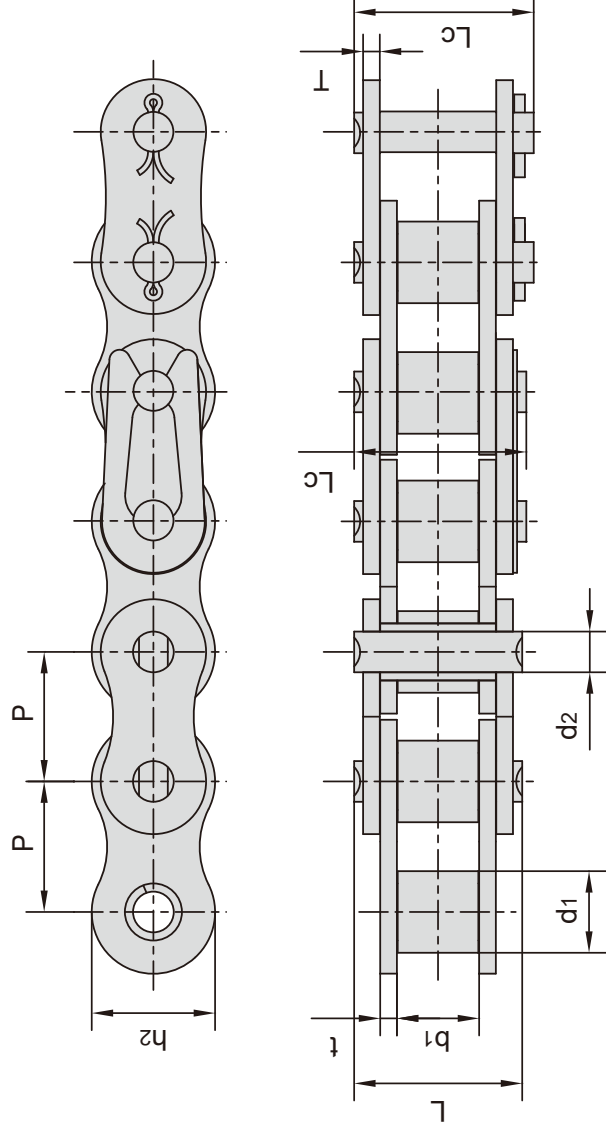
*Bush chain: d1 in the table indicates the external diameter of the bush.

#直链板

#Straight side plates

镀锌链

Corrosion resistant/Zinc-plated chains



| 东华链号 Donghua Chain No. | 节距 Pitch P | 滚子直径 Roller diameter d1 max | 内节内宽 Width between inner plates b1 min | 销轴直径 Pin diameter d2 max | 销轴长度 Pin length | | 内链板高度 Inner plate depth h2 max | 链板厚度 Plate thickness t/T max | 破断载荷 Breaking load Q | 每米长重 Weight per meter q |
|------------------------------|------------------|---|---|--------------------------------------|-----------------------|-----------|---|--|-------------------------------|-------------------------------------|
| | | | | | L max | Lc max | | | | |
| *25ZP | 6.350 | 3.30 | 3.18 | 2.31 | 7.90 | 8.40 | 6.00 | 0.80 | 3.50/795 | 0.15 |
| *35ZP | 9.525 | 5.08 | 4.77 | 3.58 | 12.40 | 13.17 | 9.00 | 1.30 | 7.90/1795 | 0.33 |
| 41ZP | 12.700 | 7.77 | 6.25 | 3.58 | 13.75 | 15.00 | 9.91 | 1.30 | 6.67/1516 | 0.41 |
| 40ZP | 12.700 | 7.95 | 7.85 | 3.96 | 16.60 | 17.80 | 12.00 | 1.50 | 14.10/3205 | 0.62 |
| 50ZP | 15.875 | 10.16 | 9.40 | 5.08 | 20.70 | 22.20 | 15.09 | 2.03 | 22.20/5045 | 1.02 |
| 60ZP | 19.050 | 11.91 | 12.57 | 5.94 | 25.90 | 27.70 | 18.00 | 2.42 | 31.80/7227 | 1.50 |
| 80ZP | 25.400 | 15.88 | 15.75 | 7.92 | 32.70 | 35.00 | 24.00 | 3.25 | 56.70/12886 | 2.60 |
| 100ZP | 31.750 | 19.05 | 18.90 | 9.53 | 40.40 | 44.70 | 30.00 | 4.00 | 88.50/20114 | 3.91 |
| 120ZP | 38.100 | 22.23 | 25.22 | 11.10 | 50.30 | 54.30 | 35.70 | 4.80 | 127.00/28864 | 5.62 |
| 140ZP | 44.450 | 25.40 | 25.22 | 12.70 | 54.40 | 59.00 | 41.00 | 5.60 | 172.40/39182 | 7.50 |
| 160ZP | 50.800 | 28.58 | 31.55 | 14.27 | 64.80 | 69.60 | 47.80 | 6.40 | 226.80/51545 | 10.10 |
| 04BZP | 6.000 | 4.00 | 2.80 | 1.85 | 6.80 | 7.80 | 5.00 | 0.60 | 3.00/682 | 0.11 |
| 05BZP | 8.000 | 5.00 | 3.00 | 2.31 | 8.20 | 8.90 | 7.10 | 0.80 | 5.00/1136 | 0.20 |
| #06BZP | 9.525 | 6.35 | 5.72 | 3.28 | 13.15 | 14.10 | 8.20 | 1.30 | 9.00/2045 | 0.41 |
| 08BZP | 12.700 | 8.51 | 7.75 | 4.45 | 16.70 | 18.20 | 11.80 | 1.60 | 18.00/4091 | 0.69 |
| 10BZP | 15.875 | 10.16 | 9.65 | 5.08 | 19.50 | 20.90 | 14.70 | 1.70 | 22.40/5091 | 0.93 |
| 12BZP | 19.050 | 12.07 | 11.68 | 5.72 | 22.50 | 24.20 | 16.00 | 1.85 | 29.00/6591 | 1.15 |
| 16BZP | 25.400 | 15.88 | 17.02 | 8.28 | 36.10 | 37.40 | 21.00 | 4.15/3.1 | 60.00/13636 | 2.71 |
| 20BZP | 31.750 | 19.05 | 19.56 | 10.19 | 41.30 | 45.00 | 26.40 | 4.5/3.5 | 95.00/21591 | 3.70 |
| 24BZP | 38.100 | 25.40 | 25.40 | 14.63 | 53.40 | 57.80 | 33.20 | 6.0/4.8 | 160.0/36364 | 7.10 |
| 28BZP | 44.450 | 27.94 | 30.99 | 15.90 | 65.10 | 69.50 | 36.70 | 7.5/6.0 | 200.0/45455 | 8.50 |
| 32BZP | 50.800 | 29.21 | 30.99 | 17.81 | 66.00 | 71.00 | 42.00 | 7.0/6.0 | 250.0/56818 | 10.25 |

*套筒链: 表中滚子直径d1为套筒直径

*Bush chain: d1 in the table indicates the external diameter of the bush
#直链板

#Straight side plates

注意: 上述规格的双排链和叁排链、双节距输送链系列依照要求也适合镀锌

Note: Duplex & Triplex zinc plated chains are available in all sizes

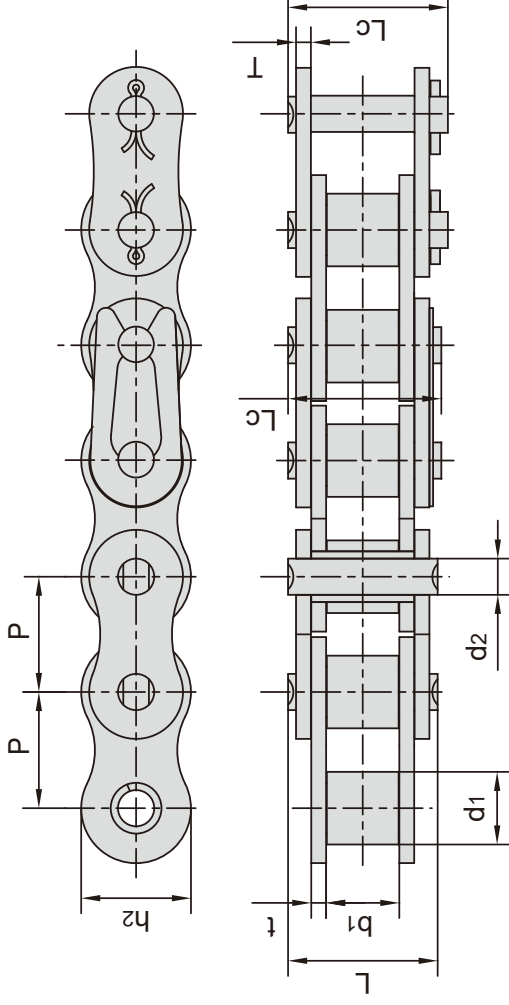
Double pitch zinc plated conveyor chains are available upon request

镀镍链

Corrosion resistant/Nickel-plated chains

镀镍链条适合在室外雨水侵蚀等场合

Nickel-plated chains are suitable for outdoor conditions such as exposure to rain etc..



| 东华链号 Donghua Chain No. | 节距 Pitch | 滚子直径 Roller diameter | 内节内宽 Width between inner plates | 销轴直径 Pin diameter | 销轴长度 Pin length | | 内链板高度 Inner plate depth | 链板厚度 Plate thickness | 破断载荷 Breaking load | 每米重量 Weight per meter |
|------------------------------|-------------|----------------------------|--|-------------------------|-----------------------|-----------------|----------------------------------|----------------------------|--------------------------|--------------------------------|
| | P mm | d1 max mm | b1 min mm | d2 max mm | L max mm | Lc max mm | h2 max mm | t/T max mm | Q kN/lbf | q kg/m |
| *25NP | 6.350 | 3.30 | 3.18 | 2.31 | 7.90 | 8.40 | 6.00 | 0.80 | 3.50/795 | 0.15 |
| *35NP | 9.525 | 5.08 | 4.77 | 3.58 | 12.40 | 13.17 | 9.00 | 1.30 | 7.90/1795 | 0.33 |
| 41NP | 12.700 | 7.77 | 6.25 | 3.58 | 13.75 | 15.00 | 9.91 | 1.30 | 6.67/1516 | 0.41 |
| 40NP | 12.700 | 7.95 | 7.85 | 3.96 | 16.60 | 17.80 | 12.00 | 1.50 | 14.10/3205 | 0.62 |
| 50NP | 15.875 | 10.16 | 9.40 | 5.08 | 20.70 | 22.20 | 15.09 | 2.03 | 22.20/5045 | 1.02 |
| 60NP | 19.050 | 11.91 | 12.57 | 5.94 | 25.90 | 27.70 | 18.00 | 2.42 | 31.80/7227 | 1.50 |
| 80NP | 25.400 | 15.88 | 15.75 | 7.92 | 32.70 | 35.00 | 24.00 | 3.25 | 56.70/12886 | 2.60 |
| 100NP | 31.750 | 19.05 | 18.90 | 9.53 | 40.40 | 44.70 | 30.00 | 4.00 | 88.50/20114 | 3.91 |
| 120NP | 38.100 | 22.23 | 25.22 | 11.10 | 50.30 | 54.30 | 35.70 | 4.80 | 127.00/28864 | 5.62 |
| 140NP | 44.450 | 25.40 | 25.22 | 12.70 | 54.40 | 59.00 | 41.00 | 5.60 | 172.40/39182 | 7.50 |
| 160NP | 50.800 | 28.58 | 31.55 | 14.27 | 64.80 | 69.60 | 47.80 | 6.40 | 226.80/51545 | 10.10 |
| 04BNP | 6.000 | 4.00 | 2.80 | 1.85 | 6.80 | 7.80 | 5.00 | 0.60 | 3.00/682 | 0.11 |
| 05BNP | 8.000 | 5.00 | 3.00 | 2.31 | 8.20 | 8.90 | 7.10 | 0.80 | 5.00/1136 | 0.20 |
| #06BNP | 9.525 | 6.35 | 5.72 | 3.28 | 13.15 | 14.10 | 8.20 | 1.30 | 9.00/2045 | 0.41 |
| 08BNP | 12.700 | 8.51 | 7.75 | 4.45 | 16.70 | 18.20 | 11.80 | 1.60 | 18.00/4091 | 0.69 |
| 10BNP | 15.875 | 10.16 | 9.65 | 5.08 | 19.50 | 20.90 | 14.70 | 1.70 | 22.40/5091 | 0.93 |
| 12BNP | 19.050 | 12.07 | 11.68 | 5.72 | 22.50 | 24.20 | 16.00 | 1.85 | 29.00/6591 | 1.15 |
| 16BNP | 25.400 | 15.88 | 17.02 | 8.28 | 36.10 | 37.40 | 21.00 | 4.15/3.1 | 60.00/13636 | 2.71 |
| 20BNP | 31.750 | 19.05 | 19.56 | 10.19 | 41.30 | 45.00 | 26.40 | 4.5/3.5 | 95.00/21591 | 3.70 |
| 24BNP | 38.100 | 25.40 | 25.40 | 14.63 | 53.40 | 57.80 | 33.20 | 6.0/4.8 | 160.0/36364 | 7.10 |
| 28BNP | 44.450 | 27.94 | 30.99 | 15.90 | 65.10 | 69.50 | 36.70 | 7.5/6.0 | 200.00/45455 | 8.50 |
| 32BNP | 50.800 | 29.21 | 30.99 | 17.81 | 66.00 | 71.00 | 42.00 | 7.0/6.0 | 250.00/56818 | 10.25 |

*套筒链: 表中滚子直径d1为套筒直径

*Bush chain: d1 in the table indicates the external diameter of the bush.

#直链板

#Straight side plates

注意: 上述规格的双排链和叁排链、双节距输送链系列依照要求也适合镀镍。

Note: Duplex & Triplex nickel plated chains are available in all sizes.

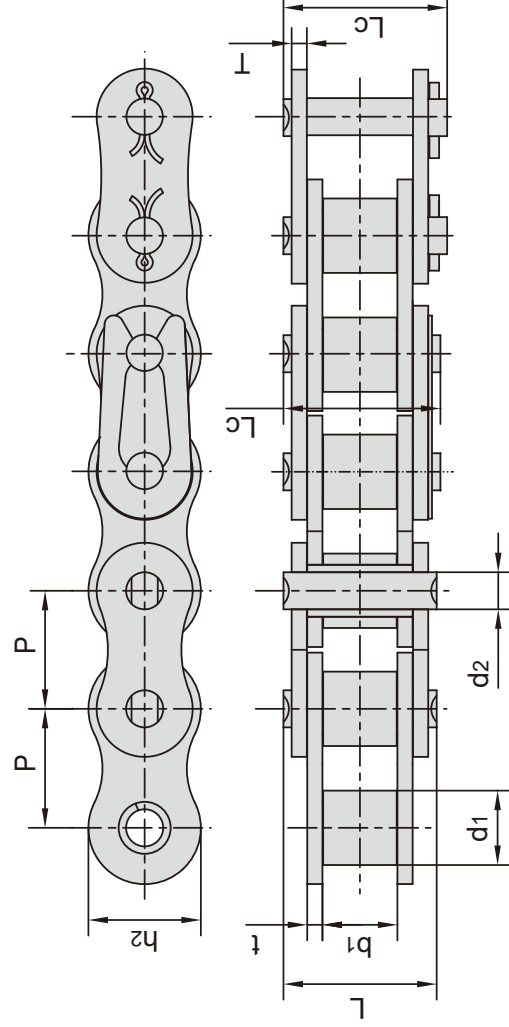
Double pitch nickel plated conveyor chains are available upon request

镀达克罗链

Corrosion resistant/Dacromet-plated chains

达克罗链条适合于有腐蚀性的场合

Dacromet - plated chains are suitable for corrosive conditions



| 东华链号 Donghua Chain No. | 节距 Pitch P | 滚子直径 Roller diameter d1 max mm | 内节内宽 Width between inner plates b1 min mm | 销轴直径 Pin diameter d2 max mm | 销轴长度 Pin length | | 内链板高度 Inner plate depth h2 max mm | 链板厚度 Plate thickness t/T max mm | 破断载荷 Breaking load Q kN/lbf | 每米重量 Weight per meter q kg/m |
|------------------------------|------------------|---|---|--|-----------------------|-----------------|---|--|---|---|
| | | | | | L max mm | Lc max mm | | | | |
| *25DR | 6.350 | 3.30 | 3.18 | 2.31 | 7.90 | 8.40 | 6.00 | 0.80 | 3.50/795 | 0.15 |
| *35DR | 9.525 | 5.08 | 4.77 | 3.58 | 12.40 | 13.17 | 9.00 | 1.30 | 7.90/1795 | 0.33 |
| 41DR | 12.700 | 7.77 | 6.25 | 3.58 | 13.75 | 15.00 | 9.91 | 1.30 | 6.67/1516 | 0.41 |
| 40DR | 12.700 | 7.95 | 7.85 | 3.96 | 16.60 | 17.80 | 12.00 | 1.50 | 14.10/3205 | 0.62 |
| 50DR | 15.875 | 10.16 | 9.40 | 5.08 | 20.70 | 22.20 | 15.09 | 2.03 | 22.20/5045 | 1.02 |
| 60DR | 19.050 | 11.91 | 12.57 | 5.94 | 25.90 | 27.70 | 18.00 | 2.42 | 31.80/7227 | 1.50 |
| 80DR | 25.400 | 15.88 | 15.75 | 7.92 | 32.70 | 35.00 | 24.00 | 3.25 | 56.70/12886 | 2.60 |
| 100DR | 31.750 | 19.05 | 18.90 | 9.53 | 40.40 | 44.70 | 30.00 | 4.00 | 88.50/20114 | 3.91 |
| 120DR | 38.100 | 22.23 | 25.22 | 11.10 | 50.30 | 54.30 | 35.70 | 4.80 | 127.00/28864 | 5.62 |
| 140DR | 44.450 | 25.40 | 25.22 | 12.70 | 54.40 | 59.00 | 41.00 | 5.60 | 172.40/39182 | 7.50 |
| 160DR | 50.800 | 28.58 | 31.55 | 14.27 | 64.80 | 69.60 | 47.80 | 6.40 | 226.80/51545 | 10.10 |
| 04BDR | 6.000 | 4.00 | 2.80 | 1.85 | 6.80 | 7.80 | 5.00 | 0.60 | 3.00/682 | 0.11 |
| 05BDR | 8.000 | 5.00 | 3.00 | 2.31 | 8.20 | 8.90 | 7.10 | 0.80 | 5.00/1136 | 0.20 |
| #06BDR | 9.525 | 6.35 | 5.72 | 3.28 | 13.15 | 14.10 | 8.20 | 1.30 | 9.00/2045 | 0.41 |
| 08BDR | 12.700 | 8.51 | 7.75 | 4.45 | 16.70 | 18.20 | 11.80 | 1.60 | 18.00/4091 | 0.69 |
| 10BDR | 15.875 | 10.16 | 9.65 | 5.08 | 19.50 | 20.90 | 14.70 | 1.70 | 22.40/5091 | 0.93 |
| 12BDR | 19.050 | 12.07 | 11.68 | 5.72 | 22.50 | 24.20 | 16.00 | 1.85 | 29.00/6591 | 1.15 |
| 16BDR | 25.400 | 15.88 | 17.02 | 8.28 | 36.10 | 37.40 | 21.00 | 4.15/3.1 | 60.00/13636 | 2.71 |
| 20BDR | 31.750 | 19.05 | 19.56 | 10.19 | 41.30 | 45.00 | 26.40 | 4.5/3.5 | 95.00/21591 | 3.70 |
| 24BDR | 38.100 | 25.40 | 25.40 | 14.63 | 53.40 | 57.80 | 33.20 | 6.0/4.8 | 160.00/36364 | 7.10 |
| 28BDR | 44.450 | 27.94 | 30.99 | 15.90 | 65.10 | 69.50 | 36.70 | 7.5/6.0 | 200.00/45455 | 8.50 |
| 32BDR | 50.800 | 29.21 | 30.99 | 17.81 | 66.00 | 71.00 | 42.00 | 7.0/6.0 | 250.00/56818 | 10.25 |

*套筒链：表中滚子直径d1为套筒直径

*Bush chain: d1 in the table indicates the external diameter of the bush

#直链板

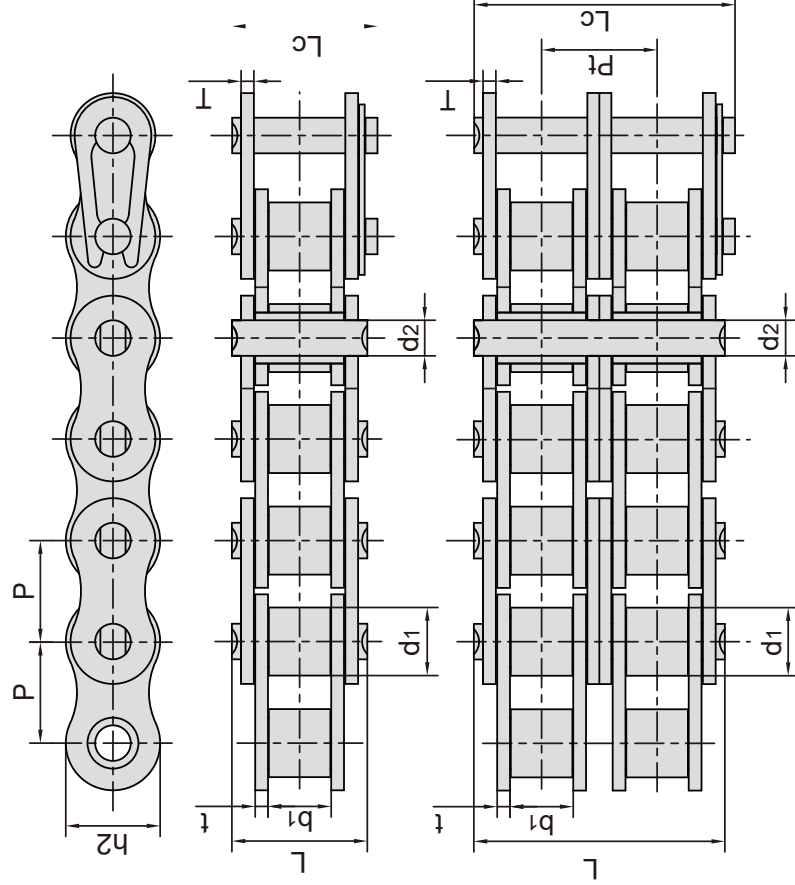
#Straight side plates

注意：上述规格的双排链和叁排链、双节距输送链系列依照要求也适合镀达克罗

Note: Duplex & Triplex dacromet - plated chains are available in all sizes

Double pitch dacromet - plated conveyor chains are available upon request

自润滑链条 Self-lubrication roller chains

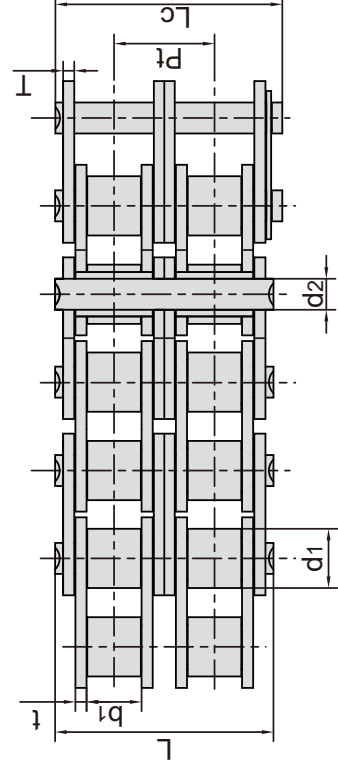
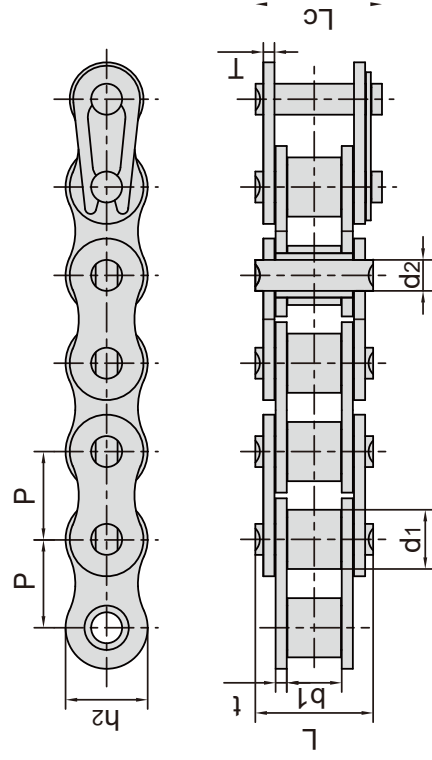


| 东华链号 Donghua Chain No. | 节距 Pitch P mm | 滚子直径 Roller diameter d1 max mm | 内节内宽 Width between inner plates b1 min mm | 销轴直径 Pin diameter d2 max mm | 销轴长度 Pin length | | 内链板高度 Inner plate depth h2 max mm | 链板厚度 Plate thickness t/T mm | 排距 Transverse pitch Pt mm | 抗拉强度 Tensile strength Q min kN/lbf | 每米重量 Weight per meter q kg/m |
|------------------------------|------------------------|---|---|--|-----------------------|-----------------|---|---|---------------------------------------|---|---|
| | | | | | L max mm | Lc max mm | | | | | |
| 40SLR | 12.700 | 7.95 | 7.85 | 3.96 | 16.60 | 17.8 | 12.00 | 1.50 | - | 14.1/3205 | 0.62 |
| 40SLR-2 | 12.700 | 7.95 | 7.85 | 3.96 | 31.00 | 32.2 | 12.00 | 1.50 | 14.38 | 28.2/6409 | 1.12 |
| 40HSLR | 12.700 | 7.95 | 7.85 | 3.96 | 18.80 | 19.9 | 12.00 | 2.03 | - | 13.8/3102 | 0.78 |
| 40HSLR-2 | 12.700 | 7.95 | 7.85 | 3.96 | 35.50 | 36.7 | 12.00 | 2.03 | 16.55 | 27.6/6204 | 1.55 |
| 40HSLRF1 | 12.700 | 7.92 | 7.85 | 3.96 | 17.70 | 18.9 | 11.70 | 2.03/1.5 | - | 15.7/3529 | 0.71 |
| 50SLR | 15.875 | 10.16 | 9.40 | 5.08 | 20.70 | 22.2 | 15.09 | 2.03 | - | 22.0/5045 | 1.02 |
| 50SLR-2 | 15.875 | 10.16 | 9.40 | 5.08 | 38.90 | 40.4 | 15.09 | 2.03 | 18.11 | 44.4/10091 | 2.00 |
| 50HSLR-2 | 15.875 | 10.16 | 9.60 | 5.08 | 42.00 | 43.1 | 15.09 | 2.42 | 19.70 | 43.6/9801 | 2.50 |
| #C50SLR | 15.875 | 10.16 | 9.40 | 5.08 | 20.70 | 22.2 | 15.09 | 2.03 | - | 21.8/4901 | 1.21 |
| 60SLR | 19.050 | 11.91 | 12.57 | 5.94 | 27.50 | 29.3 | 18.00 | 3.25/2.42 | - | 34.2/7772 | 1.65 |
| 60SLR-2 | 19.050 | 11.91 | 12.57 | 5.94 | 50.30 | 52.1 | 18.00 | 2.42 | 22.78 | 68.4/15544 | 3.21 |
| 12ASLR-3 | 19.050 | 11.91 | 12.57 | 5.94 | 71.50 | 73.3 | 18.00 | 2.42 | 22.78 | 93.4/20996 | 4.57 |
| 60HSLR | 19.050 | 11.91 | 12.57 | 5.94 | 29.20 | 31.0 | 18.00 | 3.25 | - | 31.8/7227 | 1.95 |
| 60HSLR-2 | 19.050 | 11.91 | 12.57 | 5.94 | 55.30 | 57.1 | 18.00 | 3.25 | 26.11 | 63.6/14297 | 3.74 |
| #C60SLR | 19.050 | 11.91 | 12.57 | 5.94 | 25.90 | 27.7 | 18.20 | 2.42 | - | 31.8/7227 | 1.83 |
| #C60SLR-2 | 19.050 | 11.91 | 12.57 | 5.94 | 48.80 | 50.5 | 18.20 | 2.42 | 22.78 | 66.3/14904 | 3.56 |
| 80SLR | 25.400 | 15.88 | 15.75 | 7.92 | 32.70 | 35.0 | 24.00 | 3.25 | - | 56.7/12886 | 2.60 |
| 80SLR-2 | 25.400 | 15.88 | 15.75 | 7.92 | 62.70 | 64.3 | 24.00 | 3.25 | 29.29 | 113.4/25773 | 5.15 |
| 80HSLR | 25.400 | 15.88 | 15.75 | 7.92 | 36.20 | 38.9 | 24.00 | 4.00 | - | 56.7/12886 | 3.03 |
| #C80SLR | 25.400 | 15.88 | 15.75 | 7.92 | 32.70 | 35.0 | 24.00 | 3.25 | - | 56.7/12886 | 3.10 |
| 100SLR | 31.750 | 19.05 | 18.90 | 9.53 | 40.40 | 44.7 | 30.00 | 4.00 | - | 86.7/19699 | 3.94 |
| 100SLR-2 | 31.750 | 19.05 | 18.90 | 9.53 | 76.40 | 80.5 | 30.00 | 4.00 | 35.76 | 173.4/39399 | 7.89 |
| #C20ASLR-2 | 31.750 | 19.05 | 18.90 | 9.53 | 76.40 | 80.5 | 30.00 | 4.00 | 35.76 | 173.5/39003 | 9.06 |
| 20ASLR-3 | 31.750 | 19.05 | 18.90 | 9.53 | 112.20 | 116.3 | 30.00 | 4.00 | 35.76 | 261.0/58673 | 11.87 |

#直链板

#Straight side plates

自润滑链 Self-lubrication roller chains

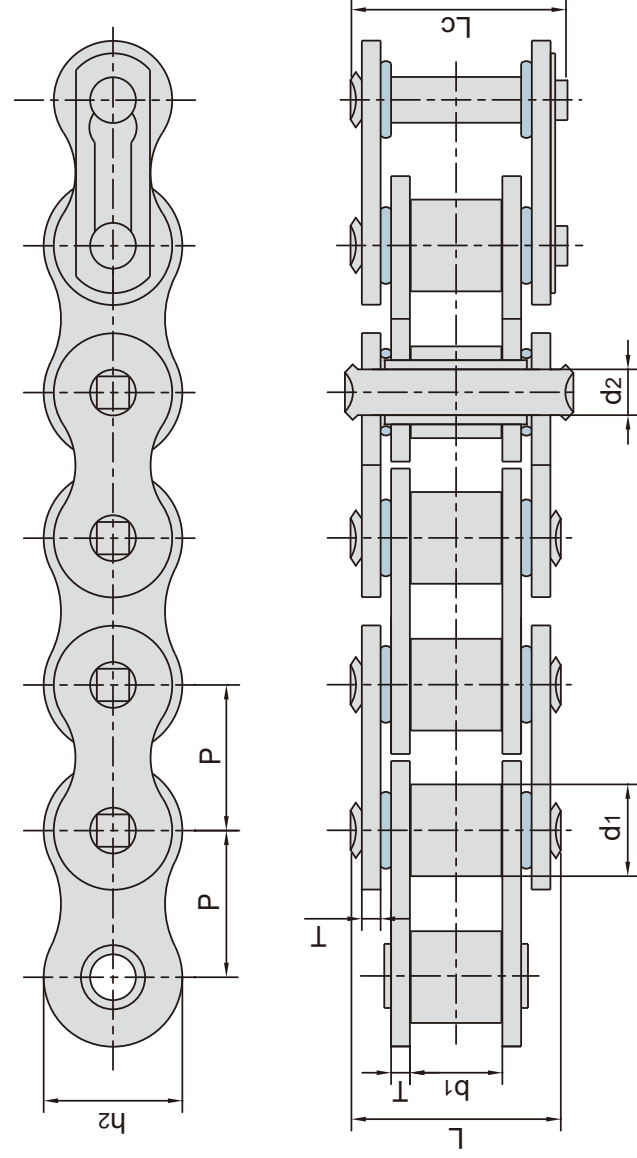


| 东华链号 Donghua Chain No. | 节距 Pitch P mm | 滚子直径 Roller diameter d1 max mm | 内节内宽 Width between inner plates b1 min mm | 销轴直径 Pin diameter d2 max mm | 销轴长度 Pin length | | 内链板高度 Inner plate depth h2 max mm | 链板厚度 Plate thickness t/T max mm | 排距 Transverse pitch Pt mm | 抗拉强度 Tensile strength Q min kN/lbf | 每米重量 Weight per meter q kg/m |
|------------------------------|------------------------|---|---|--|-----------------------|-----------------|---|--|---------------------------------------|---|---|
| | | | | | L max mm | Lc max mm | | | | | |
| #06BSLR | 9.525 | 6.35 | 5.72 | 3.28 | 13.15 | 14.1 | 8.20 | 1.30 | - | 9.0/2045 | 0.41 |
| 08BSLR | 12.700 | 8.51 | 7.75 | 4.45 | 16.70 | 18.2 | 11.80 | 1.60 | - | 18.0/4091 | 0.69 |
| 08BSLR-2 | 12.700 | 8.51 | 7.75 | 4.45 | 31.20 | 32.2 | 11.80 | 1.60 | 13.92 | 32.0/7273 | 1.34 |
| 08BSLR-3 | 12.700 | 8.51 | 7.75 | 4.45 | 45.10 | 46.1 | 11.80 | 1.60 | 13.92 | 44.5/10004 | 2.07 |
| #C08BSLR | 12.700 | 8.51 | 7.75 | 4.45 | 16.70 | 18.2 | 11.80 | 1.60 | - | 18.0/4046 | 0.78 |
| #C08BSLR-2 | 12.700 | 8.51 | 7.75 | 4.45 | 31.00 | 32.2 | 11.80 | 1.60 | 13.92 | 32.0/7194 | 1.55 |
| 08BSLRF1 | 12.700 | 8.51 | 7.75 | 4.45 | 17.30 | 18.7 | 11.80 | 1.60 | - | 18.0/4091 | 0.72 |
| 10BSLR | 15.875 | 10.16 | 9.65 | 5.08 | 19.50 | 20.9 | 14.70 | 1.70 | - | 22.4/5091 | 0.93 |
| 10BSLR-2 | 15.875 | 10.16 | 9.65 | 5.08 | 36.10 | 37.5 | 14.70 | 1.70 | 16.59 | 44.5/10114 | 1.84 |
| 10BSLR-3 | 15.875 | 10.16 | 9.65 | 5.08 | 52.70 | 54.1 | 14.70 | 1.70 | 16.59 | 66.7/14994 | 2.52 |
| #C10BSLR | 15.875 | 10.16 | 9.65 | 5.08 | 19.50 | 20.9 | 14.70 | 1.70 | - | 22.4/5089 | 1.06 |
| #C10BSLR-2 | 15.875 | 10.16 | 9.65 | 5.08 | 36.10 | 37.5 | 14.70 | 1.70 | 16.59 | 36.5/8205 | 2.08 |
| 10BSLRF1 | 15.875 | 10.16 | 9.65 | 5.08 | 19.90 | 21.6 | 14.70 | 1.70 | - | 22.4/5091 | 0.97 |
| 12BSLR | 19.050 | 12.07 | 11.68 | 5.72 | 22.50 | 24.2 | 16.00 | 1.85 | - | 29.0/6591 | 1.15 |
| 12BSLR-2 | 19.050 | 12.07 | 11.68 | 5.72 | 42.00 | 43.6 | 16.00 | 1.85 | 19.46 | 57.8/13136 | 2.31 |
| 12BSLR-3 | 19.050 | 12.07 | 11.68 | 5.72 | 61.50 | 63.1 | 16.00 | 1.85 | 19.46 | 86.7/19490 | 3.50 |
| #C12BSLR | 19.050 | 12.07 | 11.68 | 5.72 | 22.90 | 24.9 | 16.00 | 1.85 | - | 29.0/6589 | 1.32 |
| #C12BSLR-2 | 19.050 | 12.07 | 11.68 | 5.72 | 42.00 | 43.6 | 16.00 | 1.85 | 19.46 | 57.8/13136 | 2.31 |
| 12BSLRF1 | 19.050 | 12.07 | 11.68 | 5.72 | 22.90 | 24.7 | 16.00 | 1.85 | - | 29.0/6591 | 1.19 |
| 16BSLR | 25.400 | 15.88 | 17.02 | 8.28 | 36.10 | 37.4 | 21.00 | 4.15/3.1 | - | 60.0/13636 | 2.71 |
| 16BSLR-2 | 25.400 | 15.88 | 17.02 | 8.28 | 68.00 | 69.3 | 21.00 | 4.15/3.1 | 31.88 | 106.0/24091 | 5.42 |
| #C16BSLR | 25.400 | 15.88 | 17.02 | 8.28 | 36.10 | 39.1 | 21.00 | 4.15/3.1 | - | 60.0/13488 | 2.92 |
| #C16BSLR-2 | 25.400 | 15.88 | 17.02 | 8.28 | 68.00 | 71.0 | 21.00 | 4.15/3.1 | 31.88 | 106.0/23829 | 5.87 |
| #C16BSLR-3 | 25.400 | 15.88 | 17.02 | 8.28 | 99.80 | 102.9 | 21.00 | 4.15/3.1 | 31.88 | 160.0/35968 | 8.77 |
| 16BSLRF1 | 25.400 | 15.88 | 17.02 | 8.28 | 36.70 | 39.7 | 21.00 | 4.15/3.1 | - | 60.0/13636 | 2.73 |
| 16BSLRF4 | 25.400 | 15.88 | 17.02 | 8.28 | 36.10 | 39.1 | 21.00 | 4.15/3.1 | - | 60.0/13636 | 2.77 |
| #C16BF1SLR | 25.400 | 15.88 | 17.02 | 8.28 | 36.10 | 37.4 | 24.00 | 4.15/3.1 | - | 60.0/13633 | 3.38 |
| #C16BSLRF1 | 25.400 | 15.88 | 17.02 | 8.28 | 36.70 | 39.7 | 21.00 | 4.15/3.1 | - | 60.0/13633 | 2.98 |
| #C16BSLRF2 | 25.400 | 15.88 | 17.02 | 8.28 | 36.70 | 38.2 | 24.00 | 4.15/3.1 | - | 60.0/13633 | 3.39 |
| 24BSLR | 38.100 | 25.40 | 25.40 | 14.63 | 53.40 | 57.8 | 33.20 | 6.0/4.8 | - | 160.0/35968 | 7.08 |
| 24BSLR-2 | 38.100 | 25.40 | 25.40 | 14.63 | 101.70 | 106.2 | 33.20 | 6.0/4.8 | 48.36 | 319.2/71756 | 12.43 |

#直链板

#Straight side plates

O形密封圈滚子链 O-Ring chains



| 东华链号 Donghua Chain No. | 节距 Pitch P mm | 滚子直径 Roller diameter d1 max mm | 内节内宽 Width between inner plates b1 min mm | 销轴直径 Pin diameter d2 max mm | 销轴长度 Pin length | | 链板高度 Plate depth h2 max mm | 链板厚度 Plate thickness t/T mm | 抗拉强度 Tensile strength Q min kN/lbf | 平均抗拉强度 Average tensile strength Q0 kN | 每米重量 Weight per meter q kg/m |
|------------------------------|------------------------|---|--|--|-----------------------|-----------------|---|---|---|--|---|
| | | | | | L max mm | Lc max mm | | | | | |
| *35 OR | 9.525 | 5.08 | 4.77 | 3.58 | 14.4 | 15.5 | 9.00 | 1.30 | 7.9/1776 | 9.4 | 0.39 |
| 40 OR | 12.700 | 7.95 | 7.85 | 3.96 | 18.3 | 19.6 | 12.00 | 1.50 | 14.1/3205 | 17.5 | 0.67 |
| 50 OR | 15.875 | 10.16 | 9.40 | 5.08 | 23.1 | 24.8 | 15.09 | 2.03 | 22.2/5045 | 29.4 | 1.19 |
| 50H OR | 15.875 | 10.16 | 9.40 | 5.08 | 24.7 | 26.4 | 15.09 | 2.42 | 22.2/4991 | 26.6 | 1.18 |
| 60 OR | 19.050 | 11.91 | 12.57 | 5.94 | 28.5 | 30.4 | 18.00 | 2.42 | 31.8/7227 | 41.5 | 1.62 |
| 60 ORF1 | 19.050 | 11.91 | 9.70 | 5.94 | 25.5 | 27.3 | 18.00 | 2.42 | 31.8/7149 | 38.1 | 1.49 |
| 60H OR | 19.050 | 11.91 | 12.57 | 5.94 | 31.7 | 34.2 | 18.00 | 3.25 | 31.8/7149 | 38.1 | 1.97 |
| 60HT OR | 19.050 | 11.91 | 12.57 | 5.94 | 31.7 | 33.2 | 18.00 | 3.25 | 45.0/10116 | 48.0 | 1.96 |
| 80 OR | 25.400 | 15.88 | 15.75 | 7.92 | 35.6 | 37.3 | 24.00 | 3.25 | 56.7/12886 | 69.4 | 2.70 |
| 100 OR | 31.750 | 19.05 | 18.95 | 9.53 | 43.3 | 47.0 | 30.00 | 4.00 | 88.5/20114 | 109.2 | 3.91 |
| 120 OR | 38.100 | 22.23 | 25.22 | 11.11 | 54.0 | 57.5 | 35.70 | 4.80 | 127.0/28864 | 156.3 | 6.34 |
| 160H OR | 50.800 | 28.58 | 31.55 | 14.27 | 72.6 | 77.3 | 47.80 | 7.20 | 222.4/49996 | 266.8 | 11.13 |
| 200H OR | 63.500 | 39.68 | 37.85 | 19.85 | 91.6 | 98.5 | 60.00 | 9.50 | 347.0/78006 | 416.4 | 19.20 |
| #06B OR | 9.525 | 6.35 | 5.72 | 3.28 | 14.4 | 15.6 | 8.20 | 1.30 | 9.0/2023 | 10.4 | 0.45 |
| 08B OR | 12.700 | 8.51 | 7.75 | 4.45 | 18.8 | 19.9 | 11.80 | 1.60 | 18.0/4091 | 19.40 | 0.74 |
| 10B OR | 15.875 | 10.16 | 9.65 | 5.08 | 22.0 | 23.3 | 14.70 | 1.70 | 19.0/4271 | 22.8 | 1.00 |
| 12B OR | 19.050 | 12.07 | 11.68 | 5.72 | 24.9 | 26.8 | 16.00 | 1.85 | 29.0/6519 | 32.2 | 1.27 |
| 16B OR | 25.400 | 15.88 | 17.02 | 8.28 | 39.5 | 40.9 | 21.00 | 4.15/3.1 | 60.0/13488 | 72.0 | 2.85 |
| 16BH OR | 25.400 | 15.88 | 17.02 | 8.90 | 39.5 | 40.9 | 24.10 | 4.0/3.1 | 65.0/14612 | 78.0 | 3.19 |
| 20B OR | 31.750 | 19.05 | 19.56 | 10.19 | 44.5 | 48.5 | 26.40 | 4.5/3.5 | 95.0/21356 | 106.7 | 4.04 |

*套筒链：表中滚子直径d1为套筒直径

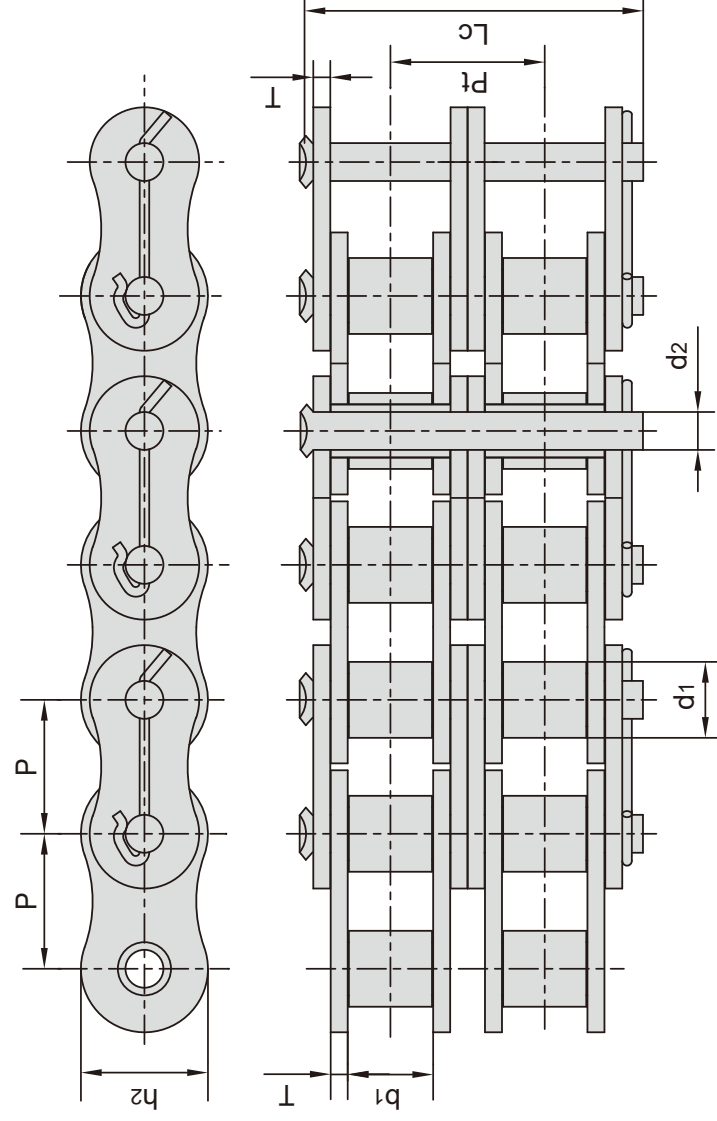
*Bush chain: d1 in the table indicates the external diameter of the bush.

#直链板

#Straight side plates

石油链 Oil field chains

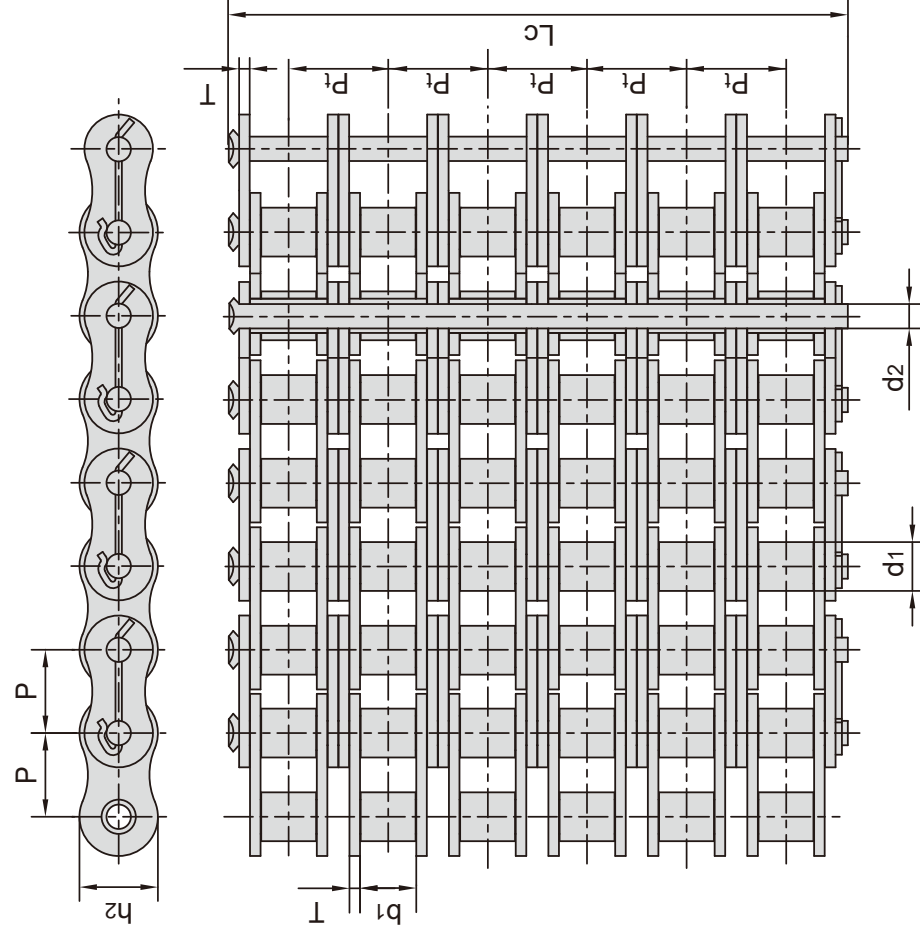
单排、双排、三排 Simplex, Duplex & Triplex strands



| ANSI 链号 ANSI Chain No. | 东华链号 Donghua Chain No. | 节距 Pitch | | 滚子直径 Roller diameter d1 max mm | 内节内宽 Width between inner plates b1 min mm | 销轴直径 Pin diameter d2 max mm | 销轴长度 Pin length Lc max mm | 内链板高度 Inner plate depth h2 max mm | 链板厚度 Plate thick- ness T max mm | 排距 Transverse pitch Pt mm | 抗拉强度 Tensile strength Q min kN/lbf | 每米长重 Weight per meter q kg/m |
|------------------------------------|------------------------------|-------------|-------|---|---|--|--|---|---|---------------------------------------|---|---|
| | | mm | inch | | | | | | | | | |
| 80 | 16S-1 | 25.400 | 1 | 15.88 | 15.75 | 7.92 | 37.55 | 24.1 | 3.25 | - | 55.60/12500 | 2.60 |
| 100 | 20S-1 | 31.750 | 1 1/4 | 19.05 | 18.90 | 9.53 | 44.30 | 30.0 | 4.00 | - | 86.87/19500 | 3.91 |
| 120 | 24S-1 | 38.100 | 1 1/2 | 22.23 | 25.22 | 11.10 | 54.40 | 36.2 | 4.80 | - | 125.10/28100 | 5.62 |
| 140 | 28S-1 | 44.450 | 1 3/4 | 25.40 | 25.22 | 12.70 | 59.00 | 42.2 | 5.60 | - | 170.27/38300 | 7.50 |
| 160 | 32S-1 | 50.800 | 2 | 28.58 | 31.55 | 14.27 | 69.60 | 48.2 | 6.40 | - | 222.40/50000 | 10.10 |
| 180 | 36S-1 | 57.150 | 2 1/4 | 35.71 | 35.48 | 17.46 | 78.60 | 54.3 | 7.20 | - | 281.47/63300 | 13.45 |
| 200 | 40S-1 | 63.500 | 2 1/2 | 39.68 | 37.85 | 19.85 | 87.20 | 60.3 | 8.00 | - | 347.50/78100 | 16.15 |
| 80-2 | 16S-2 | 25.400 | 1 | 15.88 | 15.75 | 7.92 | 66.80 | 24.1 | 3.25 | 29.29 | 111.20/25000 | 5.15 |
| 100-2 | 20S-2 | 31.750 | 1 1/4 | 19.05 | 18.90 | 9.53 | 80.50 | 30.1 | 4.00 | 35.76 | 173.74/39000 | 7.80 |
| 120-2 | 24S-2 | 38.100 | 1 1/2 | 22.23 | 25.22 | 11.10 | 99.70 | 36.2 | 4.80 | 45.44 | 250.20/56200 | 11.70 |
| 140-2 | 28S-2 | 44.450 | 1 3/4 | 25.40 | 25.22 | 12.70 | 107.80 | 42.2 | 5.60 | 48.87 | 340.54/76600 | 15.14 |
| 160-2 | 32S-2 | 50.800 | 2 | 28.58 | 31.55 | 14.27 | 127.50 | 48.2 | 6.40 | 58.55 | 444.80/100000 | 20.14 |
| 180-2 | 36S-2 | 57.150 | 2 1/4 | 35.71 | 35.48 | 17.46 | 144.40 | 54.3 | 7.20 | 65.84 | 562.94/126600 | 29.22 |
| 200-2 | 40S-2 | 63.500 | 2 1/2 | 39.68 | 37.85 | 19.85 | 158.80 | 60.3 | 8.00 | 71.55 | 695.00/156200 | 32.24 |
| 80-3 | 16S-3 | 25.400 | 1 | 15.88 | 15.75 | 7.92 | 96.10 | 24.1 | 3.25 | 29.29 | 166.80/37500 | 7.89 |
| 100-3 | 20S-3 | 31.750 | 1 1/4 | 19.05 | 18.90 | 9.53 | 116.30 | 30.1 | 4.00 | 35.76 | 260.61/58500 | 11.77 |
| 120-3 | 24S-3 | 38.100 | 1 1/2 | 22.23 | 25.22 | 11.10 | 145.20 | 36.2 | 4.80 | 45.44 | 375.30/84300 | 17.53 |
| 140-3 | 28S-3 | 44.450 | 1 3/4 | 25.40 | 25.22 | 12.70 | 156.80 | 42.2 | 5.60 | 48.87 | 510.81/114900 | 22.20 |
| 160-3 | 32S-3 | 50.800 | 2 | 28.58 | 31.55 | 14.27 | 186.60 | 48.2 | 6.40 | 58.55 | 667.20/150000 | 30.02 |
| 180-3 | 36S-3 | 57.150 | 2 1/4 | 35.71 | 35.48 | 17.46 | 210.20 | 54.3 | 7.20 | 65.84 | 844.41/189900 | 38.22 |
| 200-3 | 40S-3 | 63.500 | 2 1/2 | 39.68 | 37.85 | 19.85 | 230.40 | 60.3 | 8.00 | 71.55 | 1042.50/234300 | 49.03 |
| 200H-3 | 40HS-3 | 63.500 | 2 1/2 | 39.68 | 37.85 | 19.85 | 249.60 | 60.3 | 9.50 | 78.31 | 1042.50/234300 | 56.74 |

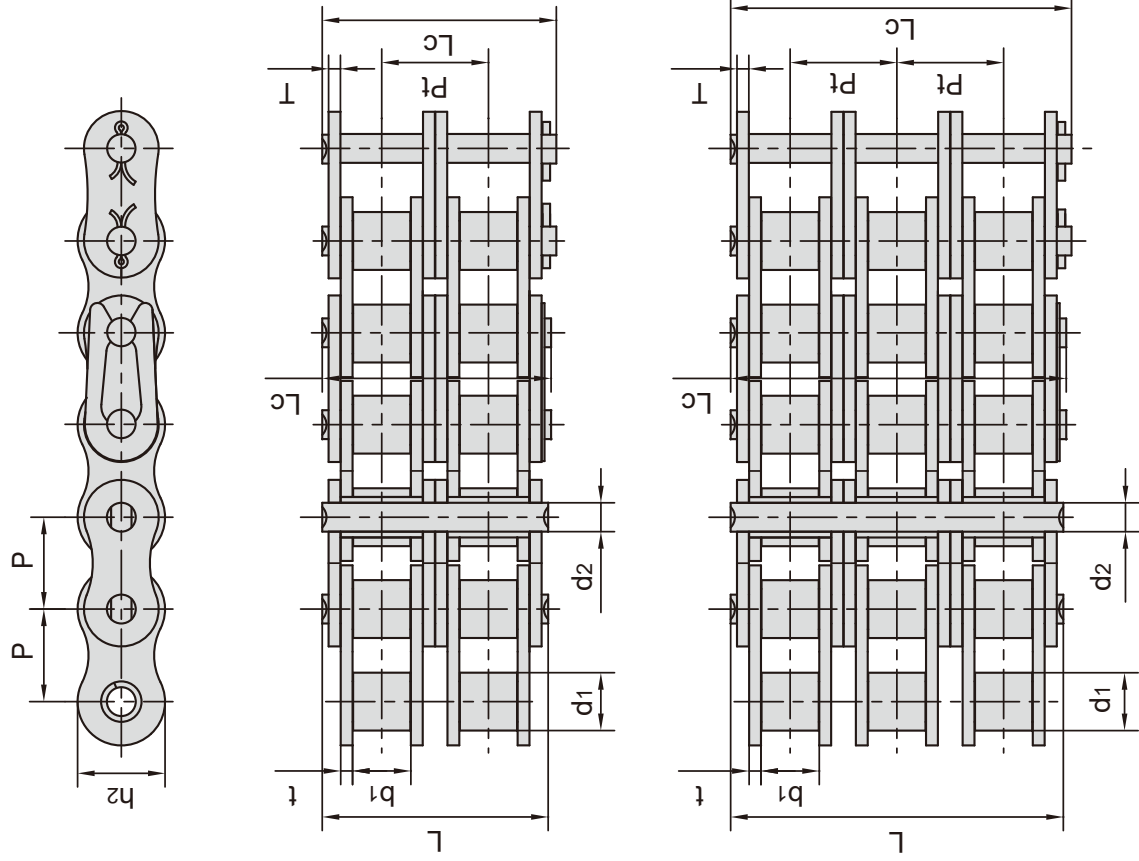
石油链 Oil field chains

多排 Multiple strands



| ANSI 链号 ANSI Chain No. | 东华链号 Donghua Chain No. | 节距 Pitch | | 滚子直径 Roller diameter d1 max mm | 内节内宽 Width between inner plates b1 min mm | 销轴直径 Pin diameter d2 max mm | 销轴长度 Pin length Lc max mm | 内链板高度 Inner plate depth h2 max mm | 链板厚度 Plate thickness T max mm | 排距 Transverse pitch Pt mm | 抗拉强度 Tensile strength Q min kN/lbf | 每米长重 Weight per meter q kg/m |
|------------------------------------|------------------------------|-------------|-----------|---|---|--|--|---|--|---------------------------------------|---|---|
| | | P mm | P inch | | | | | | | | | |
| 80-4 | 16S-4 | 25.400 | 1 | 15.88 | 15.75 | 7.92 | 122.9 | 24.1 | 3.25 | 29.29 | 222.40/50000 | 10.24 |
| 100-4 | 20S-4 | 31.750 | 1 1/4 | 19.05 | 18.90 | 9.53 | 151.5 | 30.1 | 4.00 | 35.76 | 347.48/78000 | 15.39 |
| 120-4 | 24S-4 | 38.100 | 1 1/2 | 22.23 | 25.22 | 11.10 | 190.6 | 36.2 | 4.80 | 45.44 | 500.40/112400 | 22.19 |
| 140-4 | 28S-4 | 44.450 | 1 3/4 | 25.40 | 25.22 | 12.70 | 205.7 | 42.2 | 5.60 | 48.87 | 681.08/153200 | 29.63 |
| 160-4 | 32S-4 | 50.800 | 2 | 28.58 | 31.55 | 14.27 | 245.2 | 48.2 | 6.40 | 58.55 | 889.60/200000 | 39.94 |
| 200-4 | 40S-4 | 63.500 | 2 1/2 | 39.68 | 37.85 | 19.85 | 302.0 | 60.3 | 8.00 | 71.55 | 1390.00/312400 | 63.60 |
| 80-5 | 16S-5 | 25.400 | 1 | 15.88 | 15.75 | 7.92 | 152.2 | 24.1 | 3.25 | 29.29 | 278.00/62500 | 12.79 |
| 100-5 | 20S-5 | 31.750 | 1 1/4 | 19.05 | 18.90 | 9.53 | 187.8 | 30.1 | 4.00 | 35.76 | 434.35/97500 | 19.22 |
| 120-5 | 24S-5 | 38.100 | 1 1/2 | 22.23 | 25.22 | 11.10 | 236.1 | 36.2 | 4.80 | 45.44 | 625.50/140500 | 27.71 |
| 140-5 | 28S-5 | 44.450 | 1 3/4 | 25.40 | 25.22 | 12.70 | 254.6 | 42.2 | 5.60 | 48.87 | 851.35/193486 | 39.20 |
| 160-5 | 32S-5 | 50.800 | 2 | 28.58 | 31.75 | 14.27 | 303.3 | 48.2 | 6.40 | 58.55 | 1112.00/252724 | 52.40 |
| 80-6 | 16S-6 | 25.400 | 1 | 15.88 | 15.75 | 7.92 | 181.5 | 24.1 | 3.25 | 29.29 | 333.60/75000 | 15.34 |
| 100-6 | 20S-6 | 31.750 | 1 1/4 | 19.05 | 18.90 | 9.53 | 223.6 | 30.1 | 4.00 | 35.76 | 521.22/117000 | 23.05 |
| 120-6 | 24S-6 | 38.100 | 1 1/2 | 22.23 | 25.22 | 11.10 | 281.6 | 36.2 | 4.80 | 45.44 | 750.60/168600 | 33.24 |
| 140-6 | 28S-6 | 44.450 | 1 3/4 | 25.40 | 25.22 | 12.70 | 303.4 | 42.2 | 5.60 | 48.87 | 1021.62/229800 | 44.38 |
| 160-6 | 32S-6 | 50.800 | 2 | 28.58 | 31.55 | 14.27 | 362.3 | 48.2 | 6.40 | 58.55 | 1334.40/300000 | 59.83 |
| 200-6 | 40S-6 | 63.500 | 2 1/2 | 39.68 | 37.85 | 19.85 | 445.0 | 60.3 | 8.00 | 71.55 | 2085.00/468600 | 95.23 |
| 80-8 | 16S-8 | 25.400 | 1 | 15.88 | 15.75 | 7.92 | 240.1 | 24.1 | 3.25 | 29.29 | 444.80/100000 | 20.44 |
| 100-8 | 20S-8 | 31.750 | 1 1/4 | 19.05 | 18.90 | 9.53 | 295.1 | 30.1 | 4.00 | 35.76 | 694.96/156000 | 30.71 |
| 120-8 | 24S-8 | 38.100 | 1 1/2 | 22.23 | 25.22 | 11.10 | 372.4 | 36.2 | 4.80 | 45.44 | 1000.80/224800 | 44.28 |
| 140-8 | 28S-8 | 44.450 | 1 3/4 | 25.40 | 25.22 | 12.70 | 401.1 | 42.2 | 5.60 | 48.87 | 1362.16/309578 | 62.21 |

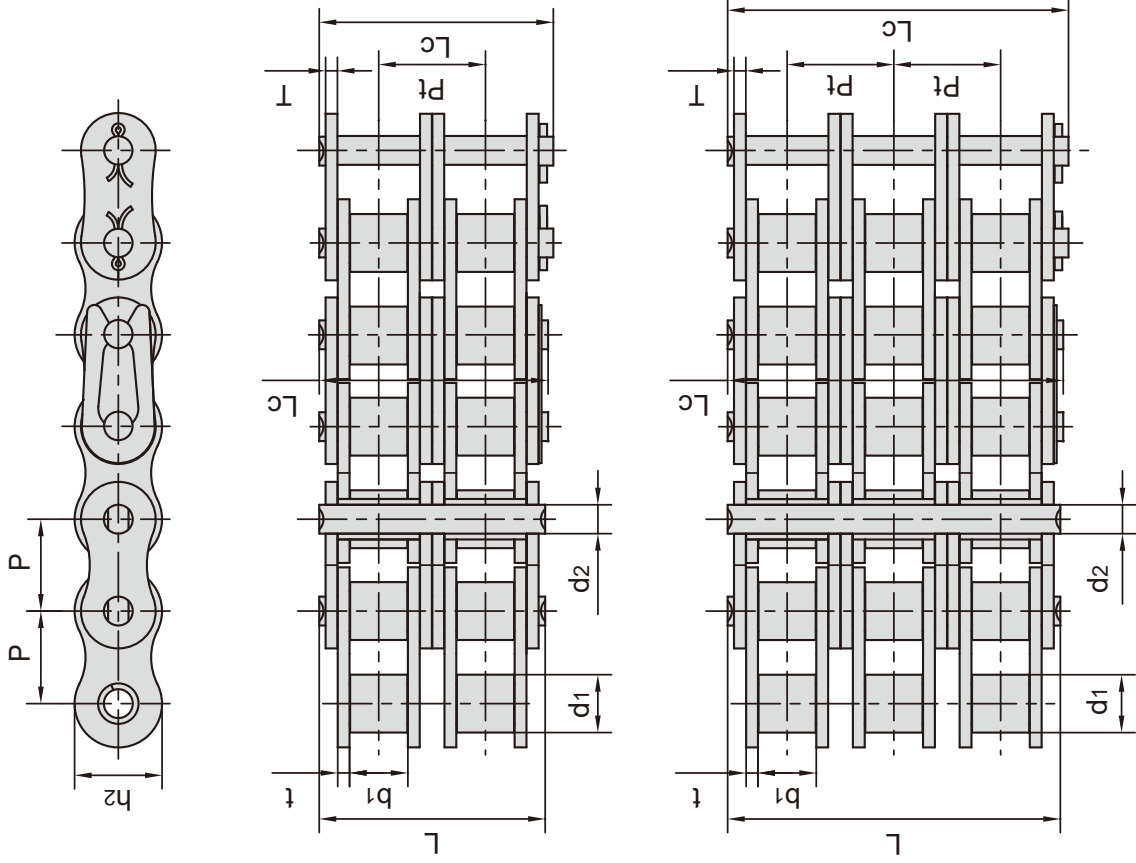
扶梯驱动链 Escalator drive chains



| 东华链号 Donghua Chain No. | 节距 Pitch | 滚子直径 Roller diameter | 内节内宽 Width between inner plates | 销轴直径 Pin diameter | 销轴长度 Pin length | | 内链板高度 Inner plate depth | 链板厚度 Plate thickness | 排距 Transverse pitch | 抗拉强度 Tensile strength | 动载强度 Dynamic load strength | 每米重量 Weight per meter |
|------------------------------|-------------|----------------------------|---|-------------------------|-----------------------|-----------------|----------------------------------|----------------------------|---------------------------|-----------------------------|-------------------------------------|-----------------------------|
| | P mm | d1 max mm | b1 min mm | d2 max mm | L max mm | Lc max mm | h2 max mm | t/T max mm | Pt mm | Q min kN/lbf | F _d min kN | q kg/m |
| 16A(FQ)-1 | 25.40 | 15.88 | 15.75 | 7.92 | 32.70 | 36.50 | 24.00 | 3.25 | - | 56.7/12746 | 9.55 | 2.60 |
| 16A(FQ)-2 | 25.40 | 15.88 | 15.75 | 7.92 | 62.70 | 65.30 | 24.00 | 3.25 | 29.29 | 113.4/25492 | 12.80 | 5.51 |
| 16A(FQ)-3 | 25.40 | 15.88 | 15.75 | 7.92 | 91.70 | 94.60 | 24.00 | 3.25 | 29.29 | 170.1/38238 | 19.20 | 7.89 |
| 16B(FQ)-1 | 25.40 | 15.88 | 17.02 | 8.28 | 36.10 | 39.10 | 21.00 | 4.15/3.10 | - | 60.0/13488 | 12.50 | 2.71 |
| 16B(FQ)-2 | 25.40 | 15.88 | 17.02 | 8.28 | 68.00 | 71.00 | 21.00 | 4.15/3.10 | 31.88 | 127.5/28662 | 19.00 | 5.42 |
| 20A(FQ)-2 | 31.75 | 19.05 | 18.90 | 9.53 | 76.40 | 80.50 | 30.00 | 4.00 | 35.76 | 174.0/39115 | 19.56 | 7.80 |
| 20A(FQ)-3 | 31.75 | 19.05 | 18.90 | 9.53 | 112.20 | 116.30 | 30.00 | 4.00 | 35.76 | 261.0/58673 | 29.35 | 11.77 |
| 20B(FQ)-1 | 31.75 | 19.05 | 19.56 | 10.19 | 41.30 | 45.00 | 26.40 | 4.50/3.50 | - | 95.0/21356 | 13.50 | 3.70 |
| 20B(FQ)-2 | 31.75 | 19.05 | 19.56 | 10.19 | 77.80 | 81.50 | 26.40 | 4.50/3.51 | 36.45 | 195.0/43836 | 30.00 | 7.20 |
| 24A(FQ)-2 | 38.10 | 22.23 | 25.22 | 11.10 | 95.80 | 99.70 | 35.70 | 4.80 | 45.44 | 284.0/63843 | 46.00 | 11.70 |
| 24B(FQ)-2 | 38.10 | 35.40 | 25.40 | 14.63 | 101.70 | 106.20 | 33.20 | 6.00/4.80 | 48.36 | 280.0/62944 | 26.40 | 14.07 |
| 24B(FQ)-3 | 38.10 | 35.40 | 25.40 | 14.63 | 150.10 | 154.60 | 33.20 | 6.00/4.81 | 48.36 | 425.0/95540 | 39.60 | 21.07 |
| 28A(FQ)-2 | 44.45 | 25.40 | 25.22 | 12.70 | 103.30 | 107.90 | 41.00 | 5.60 | 48.87 | 380.0/85424 | 69.00 | 15.10 |

扶梯驱动链 Escalator drive chains

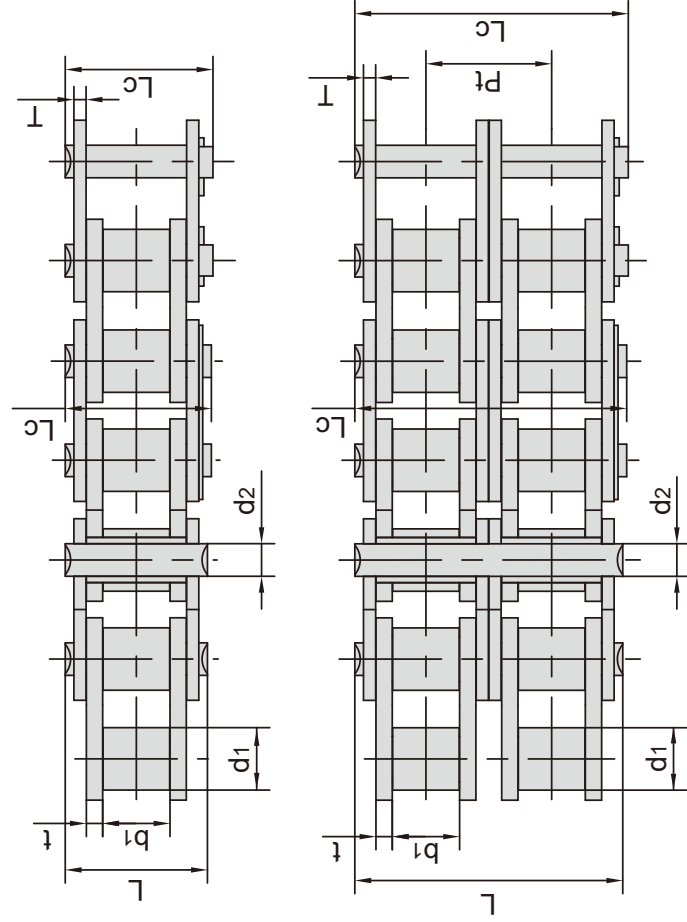
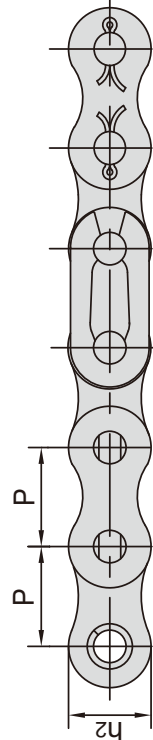
加强型 Reinforced type Enhanced



| 东华链号 Donghua Chain No. | 节距 Pitch | 滚子直径 Roller diameter | 内节内宽 Width between inner plates | 销轴直径 Pin diameter | 销轴长度 Pin length | | 内链板高度 Inner plate depth | 链板厚度 Plate thickness | 排距 Transverse pitch | 抗拉强度 Tensile strength | 平均抗拉强度 Average tensile strength | 每米长重 Weight per meter |
|------------------------------|-------------|----------------------------|---|-------------------------|-----------------------|-----------------|----------------------------------|----------------------------|---------------------------|-----------------------------|--|-----------------------------|
| | P mm | d1 max mm | b1 min mm | d2 max mm | L max mm | Lc max mm | h2 max mm | t/T max mm | Pt mm | Q min kN/lbf | Q0 min kN | q kg/m |
| 16AFT-1 | 25.40 | 15.88 | 15.75 | 7.92 | 32.70 | 35.00 | 24.00 | 3.25 | - | 70.56/15861 | 82.50 | 8.80 |
| 16AFT-2 | 25.40 | 15.88 | 15.75 | 7.92 | 62.70 | 65.80 | 24.00 | 3.25 | 29.29 | 132.30/29741 | 165.40 | 5.51 |
| 16AFTZ-3 | 25.40 | 15.88 | 15.75 | 7.92 | 91.70 | 95.10 | 24.00 | 3.25 | 29.29 | 232.50/52266 | 255.90 | 8.18 |
| 20AFT-2 | 31.75 | 19.05 | 18.90 | 9.53 | 76.40 | 80.50 | 30.10 | 4.00 | 35.76 | 220.00/49456 | 262.50 | 8.09 |
| 20AFT-3 | 31.75 | 19.05 | 18.90 | 9.53 | 112.20 | 116.30 | 30.10 | 4.00 | 35.76 | 330.00/74184 | 395.00 | 12.10 |
| 24AFTZ-2 | 38.10 | 22.23 | 25.22 | 11.10 | 95.80 | 99.70 | 36.20 | 4.80 | 45.44 | 339.00/76210 | 373.00 | 12.60 |
| 24AFTZ-3 | 38.10 | 22.23 | 25.22 | 11.10 | 141.40 | 145.20 | 36.20 | 4.80 | 45.44 | 520.00/116896 | 573.00 | 18.90 |
| 28AFTZ-2 | 44.45 | 25.40 | 25.22 | 12.70 | 103.30 | 107.90 | 42.20 | 5.60 | 48.87 | 445.50/100148 | 490.00 | 16.35 |

扶梯驱动链 Escalator drive chains

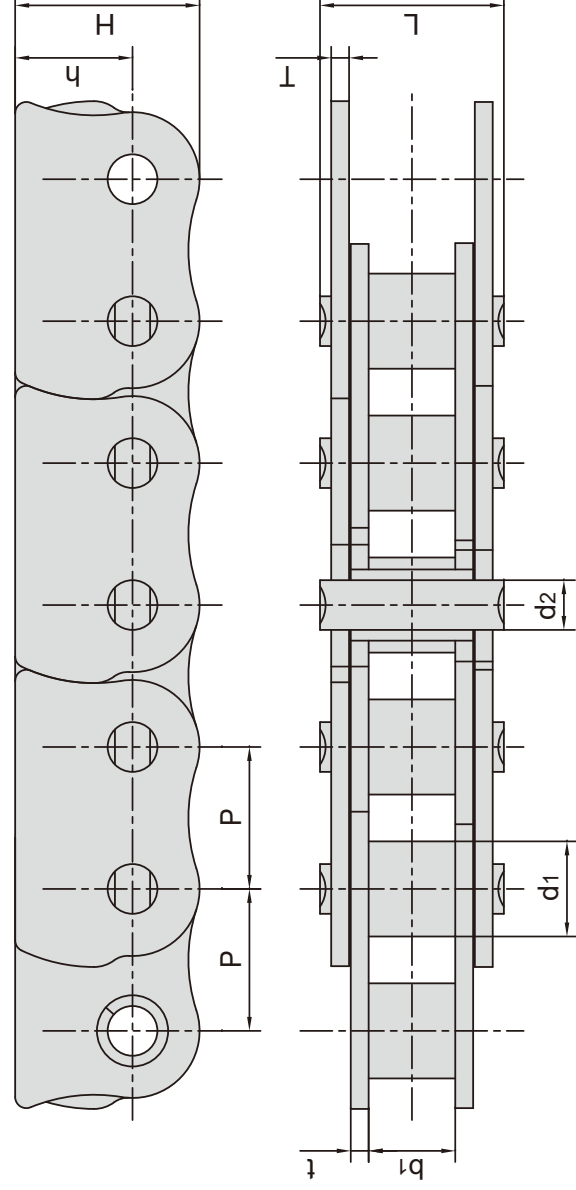
自润滑型
Self-lubricating



| 东华链号 Donghua Chain No. | 节距 Pitch | 滚子直径 Roller diameter | 内节内宽 Width between inner plates | 销轴直径 Pin diameter | 销轴长度 Pin length | | 内链板高度 Inner plate depth | 链板厚度 Plate thickness | 排距 Transverse pitch | 抗拉强度 Tensile strength | 动载强度 Dynamic load strength | 每米重量 Weight per meter |
|------------------------------|-------------|----------------------------|---|-------------------------|-----------------------|-----------------|----------------------------------|----------------------------|---------------------------|-----------------------------|-------------------------------------|-----------------------------|
| | P mm | d1 max mm | b1 min mm | d2 max mm | L max mm | Lc max mm | h2 max mm | t/T max mm | Pt mm | Q min kN/lbf | Fd min kN | q kg/m |
| 16ASLR(FQ)-2 | 25.40 | 15.88 | 15.75 | 7.92 | 62.70 | 65.30 | 24.00 | 3.25 | 29.29 | 111.2/24998 | 12.80 | 5.21 |
| 16BSLR(FQ)-1 | 25.40 | 15.88 | 17.02 | 8.28 | 36.10 | 39.10 | 21.00 | 4.15/3.10 | - | 72.0/16185 | 12.50 | 2.69 |
| 16BSLR(FQ)-2 | 25.40 | 15.88 | 17.02 | 8.28 | 68.00 | 71.00 | 21.00 | 4.15/3.10 | 31.88 | 149.5/33607 | 19.00 | 5.48 |
| 20BSLR(FQ)-2 | 31.75 | 19.05 | 19.56 | 10.19 | 77.80 | 81.50 | 26.40 | 4.50/3.51 | 36.45 | 200.0/44860 | 30.00 | 8.04 |
| 24ASLR(FQ)-2 | 38.10 | 22.23 | 25.22 | 11.10 | 95.80 | 99.70 | 35.70 | 4.80 | 45.44 | 284.0/63843 | 46.00 | 11.82 |
| 24BSLR(FQ)-2 | 38.10 | 35.40 | 25.40 | 14.63 | 101.70 | 106.20 | 33.20 | 6.00/4.80 | 48.36 | 319.2/71756 | 37.20 | 12.43 |
| 28ASLR(FQ)-2 | 44.45 | 25.40 | 25.22 | 12.70 | 103.30 | 107.90 | 41.00 | 5.60 | 48.87 | 380.0/85424 | 69.00 | 14.80 |

推窗用防弯链

Anti-backbend chains for pushing window



| 东华链号 Donghua Chain No. | 节距 Pitch | 滚子直径 Roller diameter d1 max mm | 内节内宽 Width between inner plates b1 min mm | 销轴直径 Pin diameter d2 max mm | 销轴长度 Pin length L max mm | 链板尺寸 Plate dimension | | | 抗拉强度 Tensile strength Q min kN/lbf | 每米重量 Weight per meter q kg/m |
|------------------------------|-------------|---|--|--|---|----------------------------|---------|------------------|---|---|
| | | | | | | H max mm | h mm | t/T max mm | | |
| 06BF34 | 9.525 | 6.35 | 3.80 | 3.28 | 10.00 | 12.38 | 7.88 | 1.04 | 7.0/1574 | 0.47 |
| *06CF22 | 9.525 | 5.08 | 4.77 | 3.58 | 11.60 | 12.86 | 8.38 | 1.30 | 7.9/1776 | 0.51 |
| *06CF30 | 9.525 | 5.08 | 4.77 | 3.58 | 13.90 | 13.05 | 8.55 | 2.03/1.25 | 7.9/1776 | 0.71 |
| *P9.525F1 | 9.525 | 5.08 | 4.77 | 3.58 | 11.60 | 13.00 | 8.55 | 1.30 | 7.9/1776 | 0.57 |
| 08BF6 | 12.700 | 7.95 | 7.85 | 3.96 | 16.60 | 17.00 | 11.00 | 1.50 | 13.8/3102 | 0.91 |
| 415BF4 | 12.700 | 7.75 | 4.88 | 4.09 | 16.40 | 17.00 | 11.00 | 1.3/3.1 | 12.0/2698 | 1.07 |
| P12.7F4 | 12.700 | 7.50 | 5.50 | 4.45 | 15.60 | 14.30 | 8.50 | 2.03 | 15.0/3372 | 0.99 |
| 08BF20 | 12.700 | 8.51 | 7.75 | 4.45 | 16.70 | 16.50 | 10.50 | 1.60 | 18.0/4046 | 1.04 |
| 08BF208 | 12.700 | 8.51 | 7.75 | 4.45 | 17.00 | 16.50 | 10.50 | 1.60 | 10.0/2248 | 1.06 |
| 16AF101 | 25.400 | 15.88 | 15.75 | 7.92 | 32.70 | 26.90 | 14.80 | 3.25 | 56.7/12746 | 3.45 |

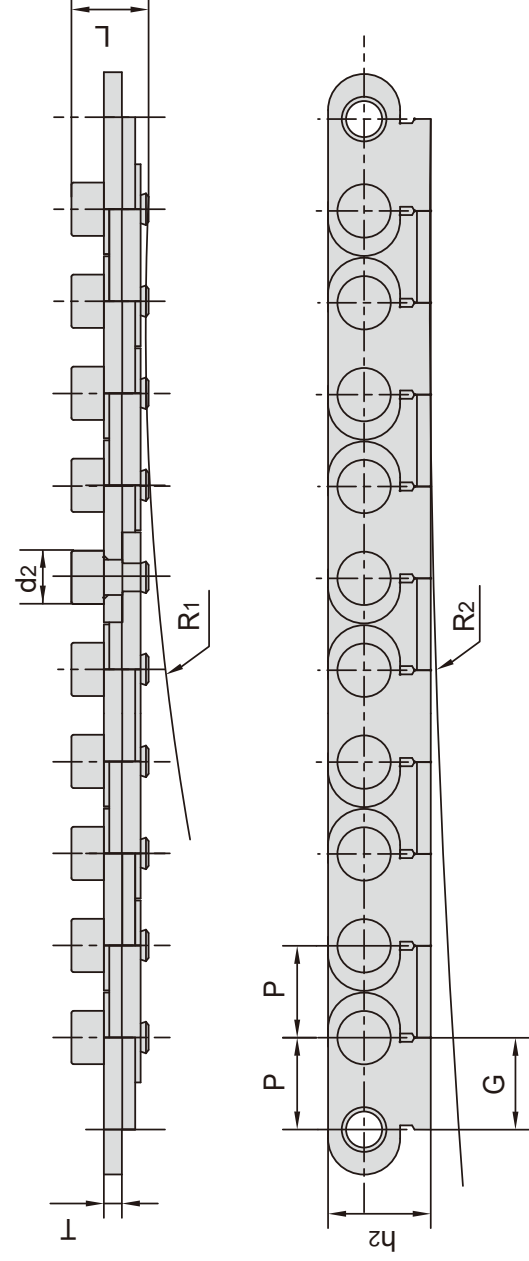
*套筒链：表中滚子直径d1为套筒直径

*Bush chain: d1 in the table indicates the external diameter of the bush.

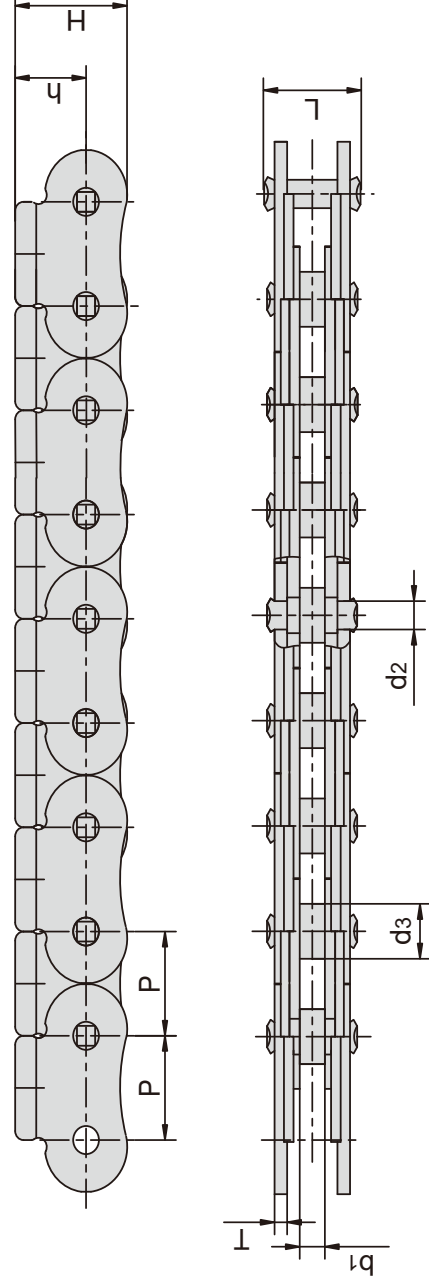


推窗用防弯链

Anti-backbend chains for pushing window



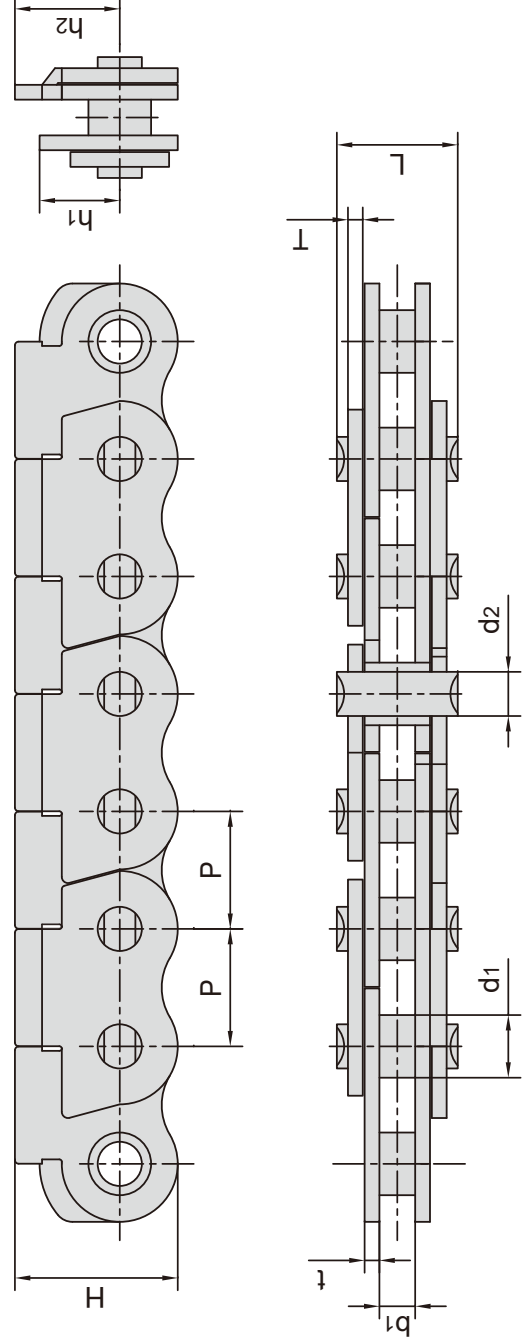
| 东华链号 Donghua Chain No. | 节距 Pitch P mm | 销轴直径 Pin diameter d2 max mm | 销轴长度 Pin length L max mm | 链板尺寸 Plate dimension | | 侧弯半径 Side bow radius | | 每米重量 Weight per meter q kg/m | |
|------------------------------|------------------------|--|---|----------------------------|----------------|----------------------------|----------|---|----------|
| | | | | h2 max mm | G max mm | T max mm | R1 mm | | R2 mm |
| P12.75SB | 12.75 | 7.4 | 10.65 | 14.25 | 12.8 | 2.5 | 500~800 | 1000 | 0.69 |
| P12.75SBF1 | 12.75 | 7.4 | 11.00 | 14.25 | 12.8 | 2.5 | 500~800 | 1000 | 1.08 |



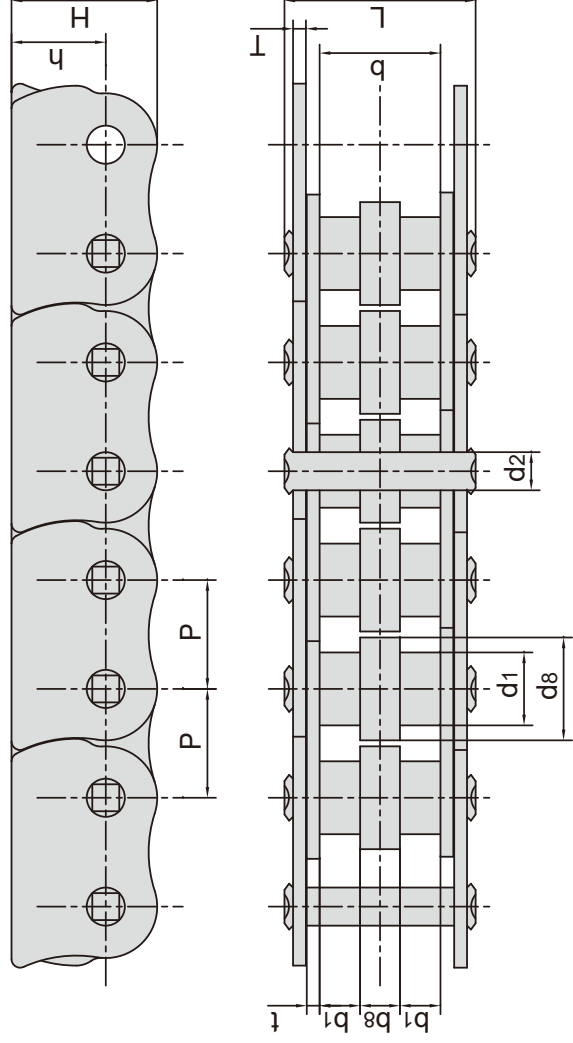
| 东华链号 Donghua Chain No. | 节距 Pitch P mm | 内节内宽 Width between inner plates b1 min mm | 销轴直径 Pin diameter | | 销轴长度 Pin length L max mm | 链板尺寸 Plate dimension | | | 抗拉强度 Tensile strength Q min kN/lbf |
|------------------------------|------------------------|---|-------------------------|-----------------|---|----------------------------|---------|---------|---|
| | | | d2 max mm | d3 max mm | | H max mm | h mm | T mm | |
| P11.5 | 11.5 | 3.00 | 3.00 | 6.00 | 10.8 | 13.5 | 8.5 | 1.5 | 9.0/2023 |

推窗用防弯链

Anti-backbend chains for pushing window



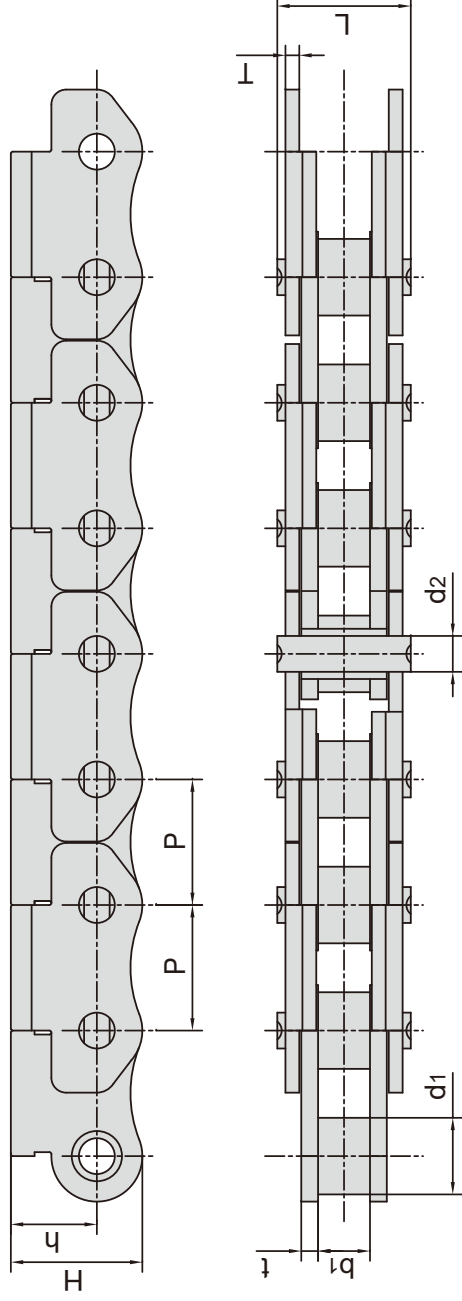
| 东华链号 Donghua Chain No. | 节距 Pitch | 套筒直径 Bush diameter | 内节内宽 Width between inner plates | 销轴直径 Pin diameter | 销轴长度 Pin length | 链板尺寸 Plate dimension | | | 抗拉强度 Tensile strength | 每米长重 Weight per meter |
|------------------------------|-------------|--------------------------|---|-------------------------|-----------------------|----------------------------|-----|------------------|--------------------------------|--------------------------------|
| | | | | | | H max | h1 | h2 | | |
| 06CF25SB | 9.525 | d1 max mm 5.08 | b1 min mm 2.90 | d2 max mm 3.58 | L max mm 9.8 | 13.2 | 6.5 | t/T mm 1.2 | Q min kN/lbf 7.0/1574 | q kg/m 0.41 |
| 06CF37SB | 9.525 | 5.08 | 2.90 | 3.58 | 8.6 | 13.2 | 6.5 | 1.0 | 5.8/1304 | 0.35 |



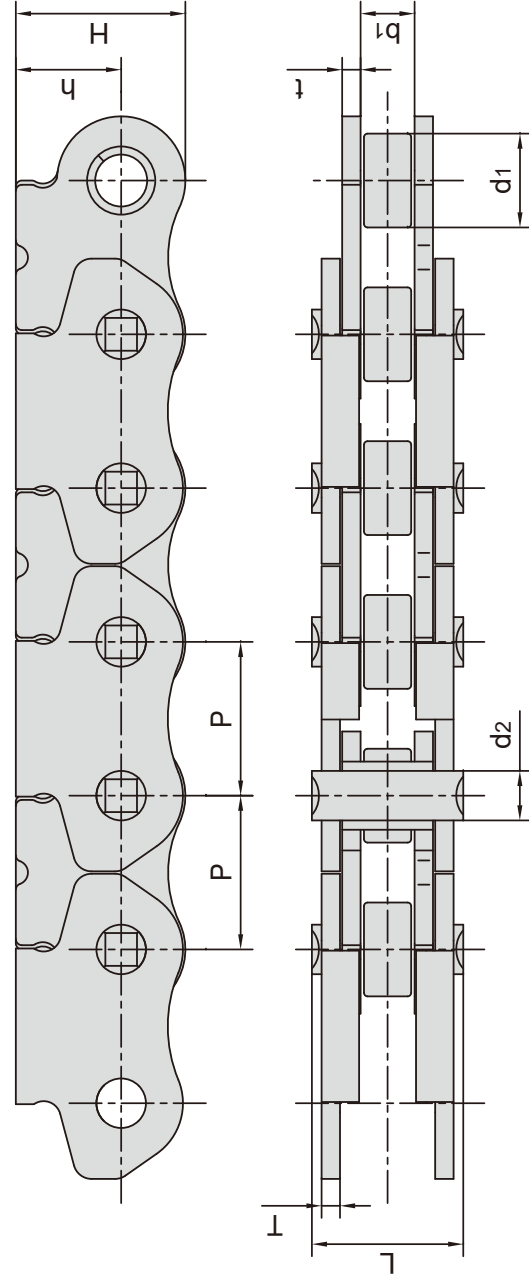
| 东华链号 Donghua Chain No. | 节距 Pitch | 滚子尺寸 Roller dimension | | | | 内节内宽 Width between inner plates | 销轴直径 Pin diameter | 销轴长度 Pin length | 链板尺寸 Plate dimension | | | 抗拉强度 Tensile strength | 每米长重 Weight per meter |
|------------------------------|-------------|-----------------------------|-----------------|-----------------|-----------------|---|-------------------------|------------------------|----------------------------|---------|-----------|---------------------------------|--------------------------------|
| | | d1 max mm | d8 max mm | b1 min mm | b8 min mm | | | | H max mm | h mm | t/T mm | | |
| 08BF200 | 12.700 | 8.51 | 12.00 | 4.40 | 4.60 | 13.80 | d2 max mm 4.45 | L max mm 22.7 | 17.0 | 11.0 | 1.5 | Q min kN/lbf 13.8/3102 | q kg/m 1.70 |

推窗用防弯链

Anti-backbend chains for pushing window



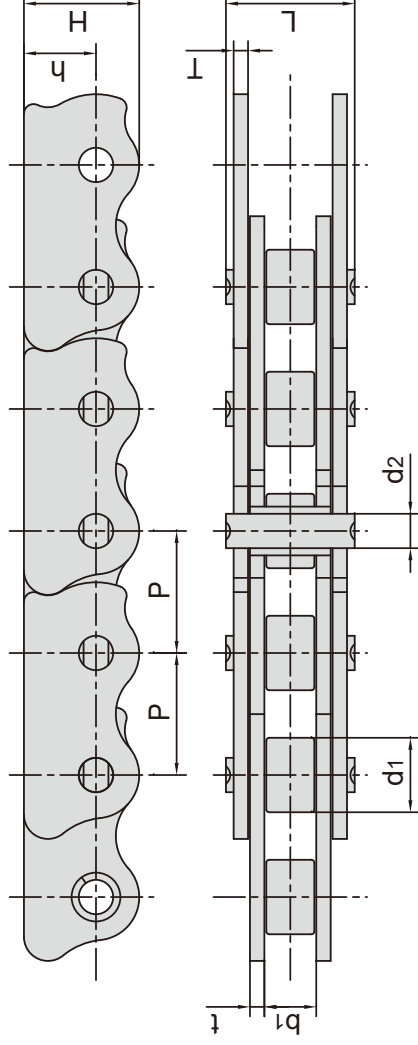
| 东华链号 Donghua Chain No. | 节距 Pitch P mm | 滚子直径 Roller diameter d1 max mm | 内节内宽 Width between inner plates b1 min mm | 销轴直径 Pin diameter d2 max mm | 销轴长度 Pin length L max mm | 链板尺寸 Plate dimension | | 抗拉强度 Tensile strength Q min kN/lbf | 每米长重 Weight per meter q kg/m |
|------------------------------|------------------------|---|--|--|---|----------------------------|---------|---|---|
| | | | | | | H max mm | h mm | | |
| P12.7SB | 12.700 | 7.75 | 5.25 | 3.58 | 13.5 | 13.3 | 8.7 | 10.0/2248 | 0.59 |
| P12.7F5SB | 12.700 | 7.75 | 3.80 | 3.58 | 13.1 | 13.3 | 8.7 | 10.0/2248 | 0.55 |



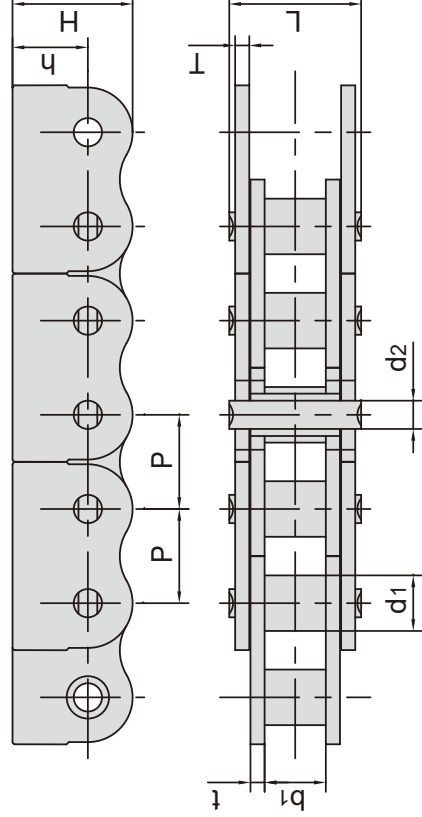
| 东华链号 Donghua Chain No. | 节距 Pitch P mm | 滚子直径 Roller diameter d1 max mm | 内节内宽 Width between inner plates b1 min mm | 销轴直径 Pin diameter d2 max mm | 销轴长度 Pin length L max mm | 链板尺寸 Plate dimension | | 抗拉强度 Tensile strength Q min kN/lbf | 每米长重 Weight per meter q kg/m |
|------------------------------|------------------------|---|--|--|---|----------------------------|---------|---|---|
| | | | | | | H max mm | h mm | | |
| P12.7F10SB | 12.700 | 7.75 | 4.10 | 4.09 | 12.5 | 13.8 | 8.7 | 8.2/1843 | 0.62 |

推窗用防弯链

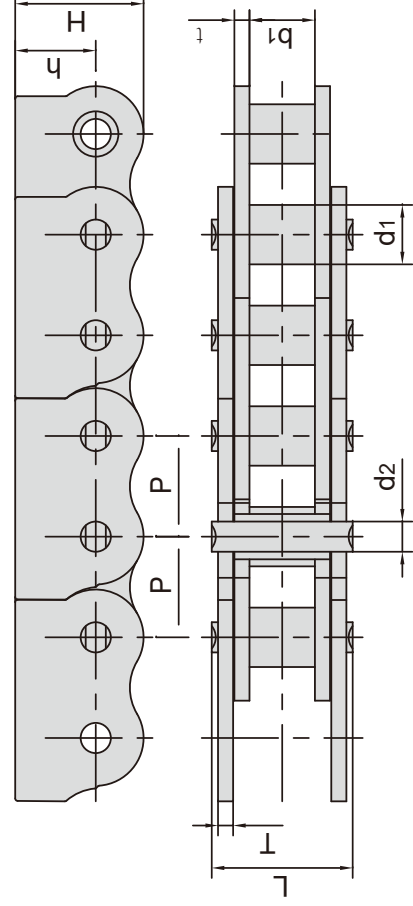
Anti-backbend chains for pushing window



| 东华链号 Donghua Chain No. | 节距 Pitch | 滚子直径 Roller diameter | 内节内宽 Width between inner plates | 销轴直径 Pin diameter | 销轴长度 Pin length | 链板尺寸 Plate dimension | | 抗拉强度 Tensile strength | 每米长重 Weight per meter |
|------------------------------|-------------|----------------------------|---|-------------------------|-----------------------|----------------------------|---------|-----------------------------|--------------------------------|
| | P mm | d1 max mm | b1 min mm | d2 max mm | L max mm | H max mm | h mm | Q min kN/lbf | q kg/m |
| P12.7F12 | 12.700 | 7.75 | 5.25 | 3.58 | 13.4 | 12.0 | 7.5 | 10.0/2248 | 0.68 |

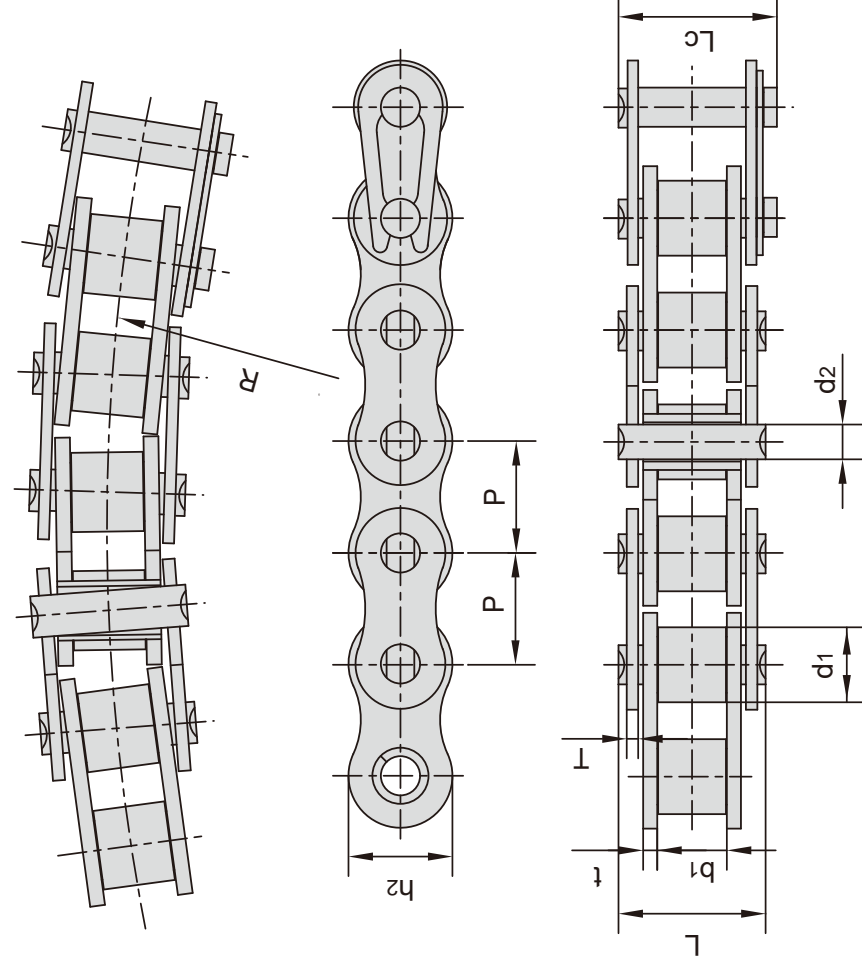


| 东华链号 Donghua Chain No. | 节距 Pitch | 滚子直径 Roller diameter | 内节内宽 Width between inner plates | 销轴直径 Pin diameter | 销轴长度 Pin length | 链板尺寸 Plate dimension | | 抗拉强度 Tensile strength | 每米长重 Weight per meter |
|------------------------------|-------------|----------------------------|---|-------------------------|-----------------------|----------------------------|---------|-----------------------------|--------------------------------|
| | P mm | d1 max mm | b1 min mm | d2 max mm | L max mm | H max mm | h mm | Q min kN/lbf | q kg/m |
| P20SB | 20.000 | 11.80 | 13.00 | 6.00 | 28.0 | 25.5 | 16.0 | 36.0/8093 | 2.78 |



| 东华链号 Donghua Chain No. | 节距 Pitch | 滚子直径 Roller diameter | 内节内宽 Width between inner plates | 销轴直径 Pin diameter | 销轴长度 Pin length | 链板尺寸 Plate dimension | | 抗拉强度 Tensile strength | 每米长重 Weight per meter |
|------------------------------|-------------|----------------------------|---|-------------------------|-----------------------|----------------------------|---------|-----------------------------|--------------------------------|
| | P mm | d1 max mm | b1 min mm | d2 max mm | L max mm | H max mm | h mm | Q min kN/lbf | q kg/m |
| P20SBF1 | 20.000 | 11.80 | 13.00 | 6.00 | 28.0 | 25.5 | 16.0 | 36.0/8093 | 2.79 |

侧弯链 Side bow chains

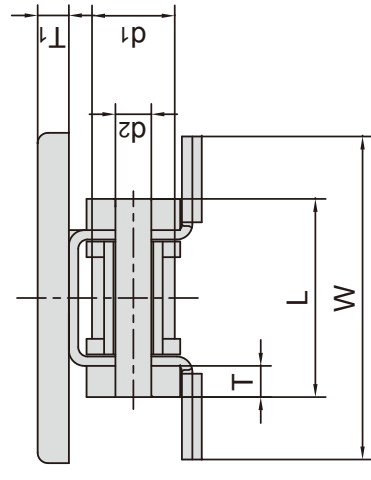
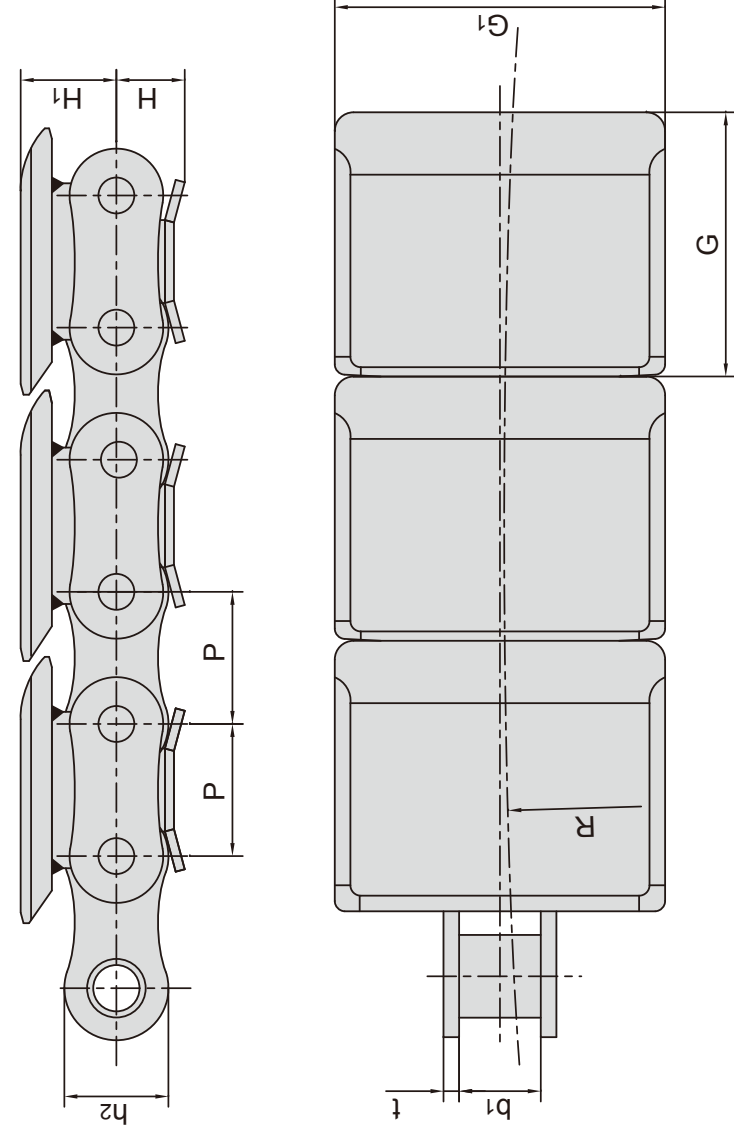


| 东华链号 Donghua Chain No. | 节距 | 滚子直径 | 内节内宽 | 销轴直径 | 销轴长度 | | 内链板高度 | 链板厚度 | 侧弯半径 | 抗拉强度 | 平均抗拉强度 | 每米重量 |
|------------------------------|--------|-----------|-----------|-----------|----------|-----------|-----------|------------|------|-------------|--------|------|
| | P | d1 max | b1 min | d2 max | L max | Lc max | h2 max | t/T max | R | Q min | Q0 | q |
| | mm | mm | mm | mm | mm | mm | mm | mm | mm | kN/lbf | kN | kg/m |
| 40SB | 12.700 | 7.95 | 7.85 | 3.96 | 16.9 | 18.1 | 11.7 | 1.50 | 350 | 13.8/3136 | 15.20 | 0.80 |
| 43SB | 12.700 | 7.95 | 7.85 | 3.45 | 18.3 | 19.5 | 11.7 | 1.50 | 305 | 12.0/2727 | 13.20 | 0.64 |
| 50SB | 15.875 | 10.16 | 9.40 | 4.37 | 20.7 | 22.7 | 14.9 | 2.03 | 400 | 20.6/4681 | 22.70 | 1.09 |
| 60SB | 19.050 | 11.91 | 12.57 | 5.34 | 26.6 | 28.4 | 18.0 | 2.42 | 500 | 15.7/3568 | 17.30 | 1.54 |
| 63SB | 19.050 | 11.91 | 12.68 | 5.08 | 28.8 | 30.6 | 17.2 | 2.42/2.03 | 350 | 12.5/2840 | 20.00 | 1.40 |
| 80SB | 25.400 | 15.88 | 15.75 | 7.19 | 34.0 | 37.3 | 24.0 | 3.25 | 711 | 40.9/9201 | 42.00 | 2.60 |
| #06BSBF1 | 9.525 | 6.35 | 5.72 | 3.05 | 13.5 | 15.0 | 8.2 | 1.30 | 300 | 8.0/1818 | 8.80 | 0.60 |
| 08BSB | 12.700 | 8.51 | 7.75 | 3.97 | 17.4 | 18.7 | 11.8 | 1.60 | 400 | 14.0/3182 | 15.40 | 0.70 |
| 08BSBF1 | 12.700 | 8.51 | 7.75 | 3.97 | 16.3 | 17.6 | 11.8 | 1.6/1.2 | 400 | 12.8/2909 | 14.10 | 0.65 |
| 10BSB | 15.875 | 10.16 | 9.65 | 4.50 | 20.1 | 21.5 | 14.7 | 1.70 | 400 | 15.6/3545 | 17.20 | 0.93 |
| 12BSB | 19.050 | 12.07 | 11.68 | 5.12 | 23.1 | 24.8 | 16.0 | 1.85 | 500 | 20.5/4658 | 22.60 | 1.16 |
| 16BSB | 25.400 | 15.88 | 17.22 | 7.90 | 36.5 | 39.7 | 21.0 | 3.7/3.0 | 500 | 55.6/12635 | 64.00 | 2.53 |
| 16BSBF3 | 25.400 | 15.88 | 17.02 | 7.85 | 36.2 | 38.9 | 21.0 | 3.8/3.0 | 1260 | 55.6/12635 | 64.00 | 2.73 |
| #C24BSB | 38.100 | 25.40 | 25.50 | 14.00 | 54.3 | 58.5 | 33.2 | 6.0/4.8 | 2000 | 160.0/35968 | 176.00 | 7.46 |
| #C2050SB | 31.750 | 10.16 | 9.40 | 5.08 | 21.3 | 22.6 | 15.0 | 2.03 | 800 | 21.8/4954 | 24.00 | 0.84 |
| #C2060SBF1 | 38.100 | 11.91 | 12.57 | 5.08 | 26.8 | 28.8 | 18.0 | 2.42 | 800 | 21.8/4954 | 24.00 | 1.17 |
| #C2062F6SB | 38.100 | 22.23 | 12.57 | 5.34 | 26.6 | 29.0 | 23.0 | 2.42 | 1100 | 15.7/3568 | 17.30 | 2.27 |

#直链板
#Straight side plates

带附件侧弯链

Side bow chains with attachments

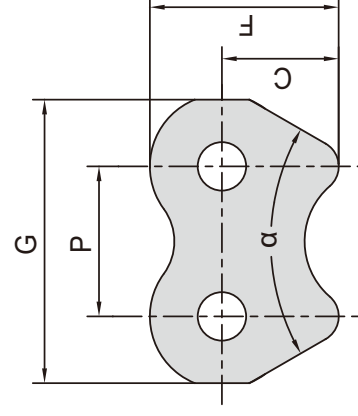


| 东华链号 Donghua Chain No. | 节距 Pitch | | 滚子直径 Roller diameter | | 内节内宽 Width between inner plates | | 销轴直径 Pin diameter | | 销轴长度 Pin length | | 内链板高度 Inner plate depth | | 附件尺寸 Attachment dimension | | | | | | 侧弯半径 Side bow radius | | | | | | | | | | |
|------------------------------|-------------|----|----------------------------|----|--|----|-------------------------|----|-----------------------|----|----------------------------------|----|------------------------------|-----|------|----|---------|----|-------------------------------|----|------|----|------|----|-----|----|---|----|--|
| | P | mm | d1 | mm | b1 | mm | d2 | mm | L | mm | h2 | mm | H | mm | H1 | mm | t/T | mm | T1 | mm | G | mm | G1 | mm | W | mm | R | mm | |
| 43SBF11 | 12.7 | | 7.95 | | 7.85 | | 3.45 | | 19.6 | | 9.8 | | 6.9 | 9.2 | 25.7 | | 1.5/2.8 | 3 | 31.75 | | 31.6 | | 31.6 | | 254 | | | | |
| 43SBF12 | 12.7 | | 7.95 | | 7.85 | | 3.45 | | 19.6 | | 9.8 | | 6.9 | 9.2 | 25.7 | | 1.5/2.8 | 3 | 36.00 | | 31.6 | | 31.6 | | 254 | | | | |
| 43SBF13 | 12.7 | | 7.95 | | 7.85 | | 3.45 | | 19.6 | | 9.8 | | 6.9 | 9.2 | 25.7 | | 1.5/2.8 | 3 | 64.00 | | 31.6 | | 31.6 | | 254 | | | | |

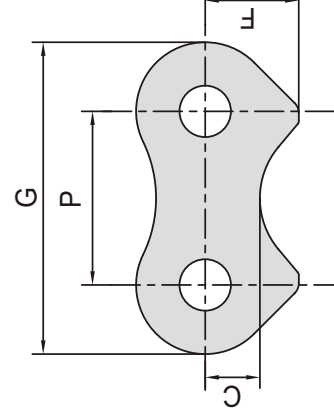
侧弯链附件

Side bow chains attachments

| 东华链号 Donghua Chain No. | P mm | G mm | C mm | F mm | α |
|------------------------------|---------|---------|---------|---------|----------|
| 08BSBF5 | 12.7 | 24.0 | 9.9 | 16.0 | 60° |



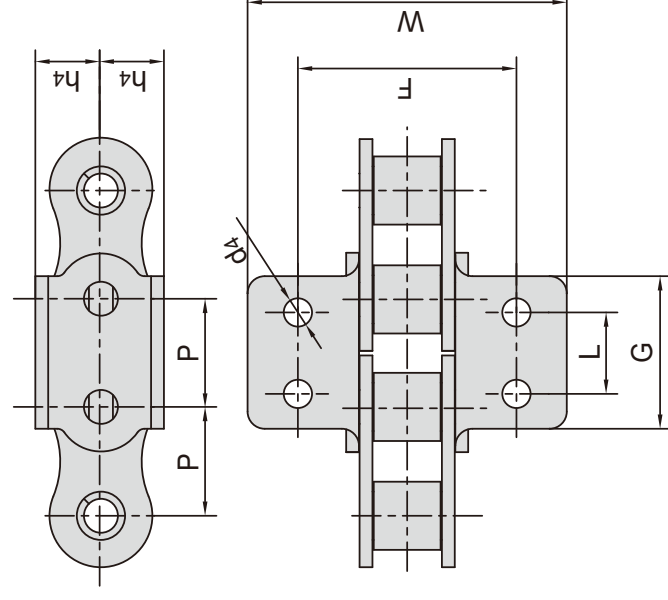
| 东华链号 Donghua Chain No. | P mm | G mm | C mm | F mm |
|------------------------------|---------|---------|---------|---------|
| 43SBF14 | 12.700 | 23.1 | 9.5 | 11.40 |
| 40SBF4 | 12.700 | 24.40 | 3.30 | 8.26 |
| 50SBF2 | 15.875 | 28.0 | 5.0 | 8.56 |
| 10BSBF3-2STC | 15.875 | 29.58 | 4.75 | 12.00 |



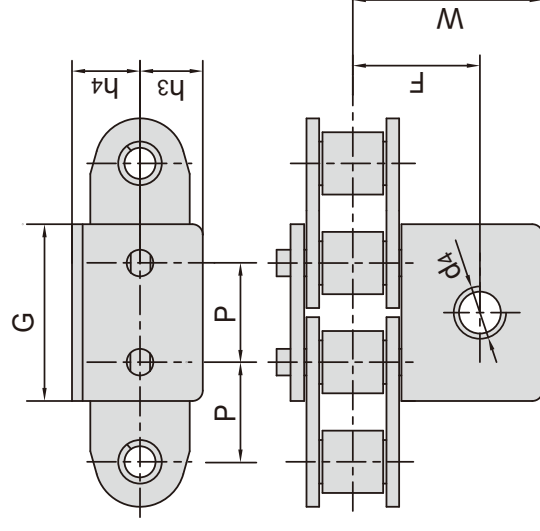
| 东华链号 Donghua Chain No. | P mm | G mm | L mm | F mm | W mm | h4 mm | d4 mm |
|------------------------------|---------|---------|---------|---------|---------|----------|----------|
| 40SBF1 | 12.7 | 17.8 | 9.5 | 30.2 | 45.5 | 7.5 | 3.3 |
| *08BSBF7KK2 | 12.7 | 22.4 | 12.7 | 27.4 | 42.0 | 8.9 | 4.5 |

*直链板

*Straight side plates



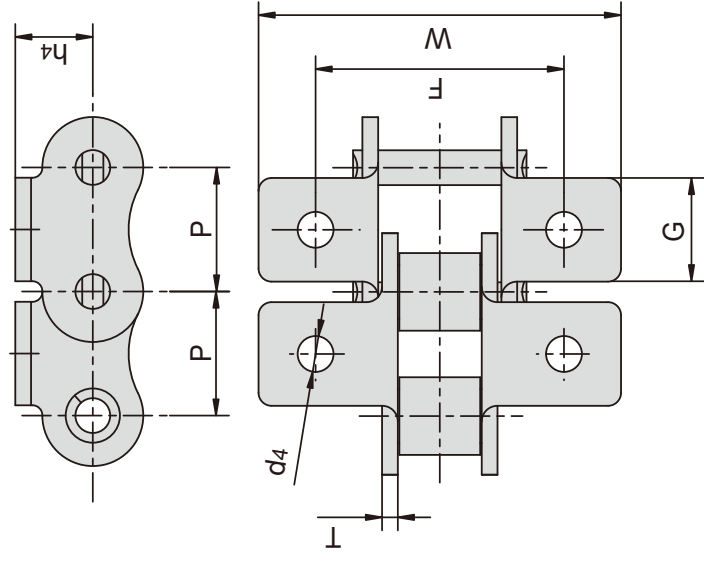
| 东华链号 Donghua Chain No. | P mm | G mm | F mm | W mm | h3 mm | h4 mm | d4 mm |
|------------------------------|---------|---------|---------|---------|----------|----------|----------|
| 63SBF2 | 19.05 | 33.9 | 24.4 | 36.4 | 12.0 | 13.0 | M8 |



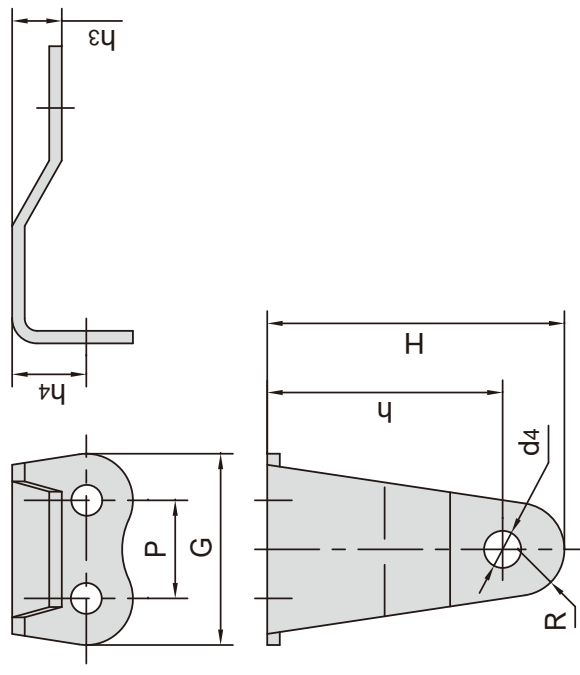
侧弯链附件

Side bow chains attachments

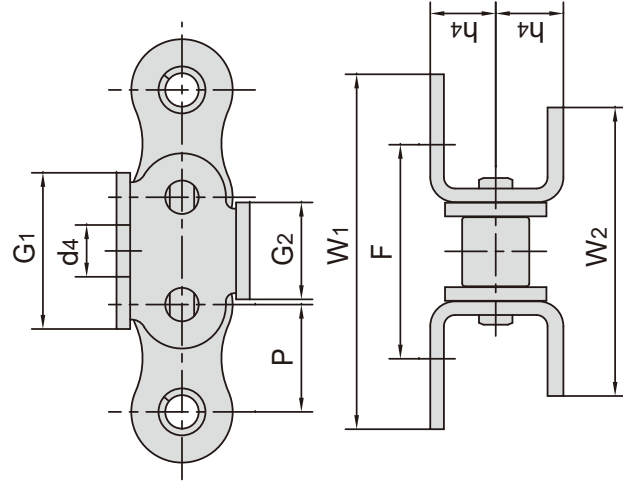
| 东华链号 Donghua Chain No. | P mm | G mm | F mm | W mm | T mm | h ₄ mm | d ₄ mm |
|------------------------------|---------|---------|---------|---------|---------|----------------------|----------------------|
| 08BSBA1F1 | 12.700 | 11.50 | 27.00 | 38.0 | 1.60 | 8.65 | 5.3 |
| 08BSBK1 | 12.700 | 18.10 | 25.40 | 39.6 | 1.60 | 8.00 | 6.0 |
| 40SBA1F3 | 12.700 | 9.50 | 38.00 | 50.0 | 1.50 | 8.0 | 4.2 |
| 40SBA1F4 | 12.700 | 18.10 | 27.40 | 39.4 | 1.50 | 8.0 | 4.2 |
| 40SBF6 | 12.700 | 18.00 | 26.40 | 42.4 | 1.50 | 9.00 | 4.2 |
| 40SBK1 | 12.700 | 9.50 | 25.40 | 35.2 | 1.50 | 7.90 | 3.4 |
| 43SBA1F1 | 12.700 | 9.50 | 25.40 | 35.2 | 1.50 | 7.9 | 3.4 |
| 10BA1F3SB | 15.875 | 13.00 | 32.40 | 51.2 | 1.70 | 10.5 | 6.0 |
| 10BA1F5SB | 15.875 | 14.29 | 31.80 | 46.2 | 1.70 | 10.3 | 6.0 |
| 50SBA1 | 15.875 | 12.70 | 31.75 | 46.2 | 2.03 | 10.3 | 5.5 |
| 60SBK1 | 19.050 | 15.90 | 38.10 | 56.3 | 2.42 | 11.9 | 5.5 |
| C2050SBK0F1 | 31.750 | 12.70 | - | 43.6 | 2.03 | 7.4 | - |
| C2050SBK0F2 | 31.750 | 15.00 | - | 35.0 | 2.03 | 7.4 | - |
| C2050SBK1 | 31.750 | 23.80 | 31.80 | 44.6 | 2.03 | 11.1 | 5.5 |



| 东华链号 Donghua Chain No. | P mm | G mm | h mm | H mm | h ₃ mm | h ₄ mm | d ₄ mm | R mm |
|------------------------------|---------|---------|---------|---------|----------------------|----------------------|----------------------|---------|
| 06BSBF1 | 9.525 | 17.73 | 25.4 | 30.20 | 5.2 | 7.7 | 3.0 | 4.80 |
| 50SBF1 | 15.875 | 30.97 | 38.1 | 48.10 | 8.0 | 12.0 | 6.7 | 7.50 |
| 50SBF4 | 15.875 | 30.88 | 45.2 | 53.67 | 7.0 | 12.5 | 6.5 | 8.47 |
| 50SBF9 | 15.875 | 29.00 | 39.1 | 48.10 | 9.5 | 12.5 | 5.2 | 9.00 |



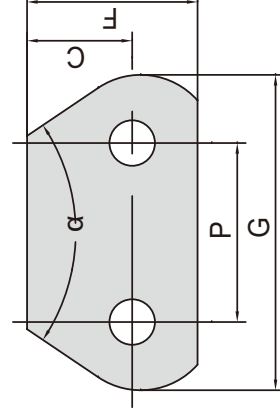
| 东华链号 Donghua Chain No. | P mm | G ₁ mm | G ₂ mm | F mm | W ₁ mm | W ₂ mm | h ₄ mm | d ₄ mm |
|------------------------------|---------|----------------------|----------------------|---------|----------------------|----------------------|----------------------|----------------------|
| 60SBF3 | 19.05 | 27.7 | 17.2 | 38 | 63 | 51.8 | 11.62 | 9.2 |



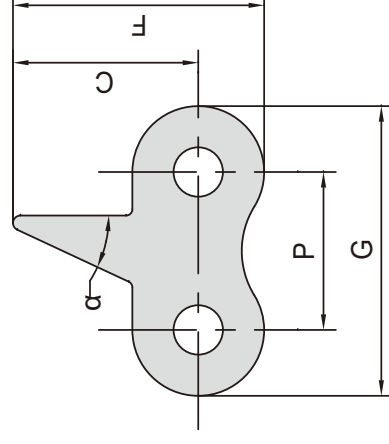
侧弯链附件

Side bow chains attachments

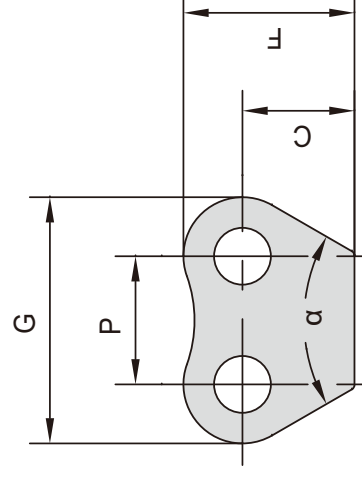
| 东华链号 Donghua Chain No. | P mm | G mm | C mm | F mm | α |
|------------------------------|---------|---------|---------|---------|----------|
| P63SBF1 | 63.0 | 111 | 37 | 60 | 68° |



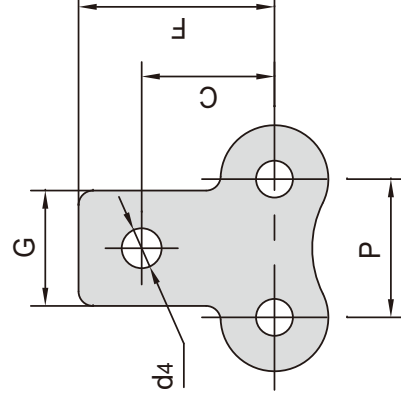
| 东华链号 Donghua Chain No. | P mm | G mm | C mm | F mm | α |
|------------------------------|---------|---------|---------|---------|----------|
| 08BSB-1STCF1-2 | 12.7 | 23.3 | 14.9 | 20.2 | 25° |



| 东华链号 Donghua Chain No. | P mm | G mm | C mm | F mm | α |
|------------------------------|---------|---------|---------|---------|----------|
| 40SBA1F5 | 12.7 | 24.4 | 11.1 | 16.95 | 60° |

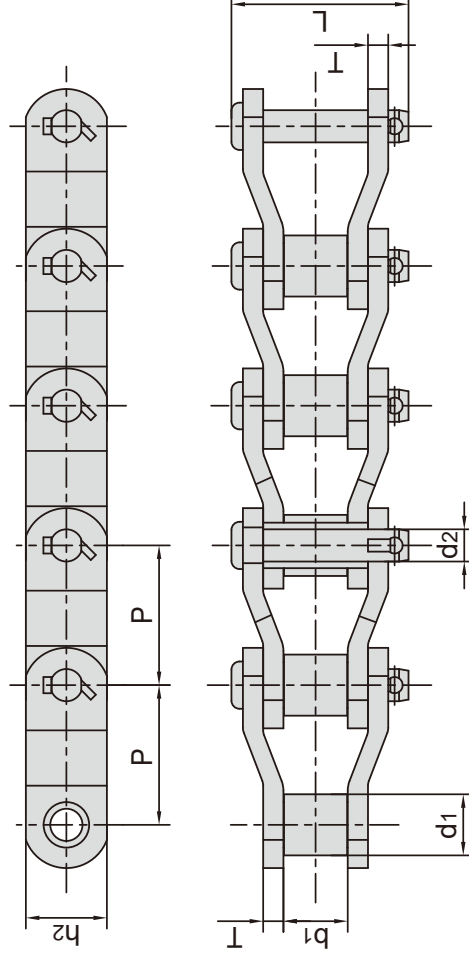


| 东华链号 Donghua Chain No. | P mm | G mm | C mm | F mm | d4 |
|------------------------------|---------|---------|---------|---------|-----|
| 43SBSA1 | 12.700 | 9.5 | 12.7 | 19.05 | 3.4 |
| 10BSBF1 | 15.875 | 24.0 | 16.0 | 24.20 | 5.8 |
| 63SBF7SA1 | 19.050 | 15.9 | 18.3 | 27.00 | 5.5 |



重载传动用弯板链

Heavy duty cranked-link transmission chains



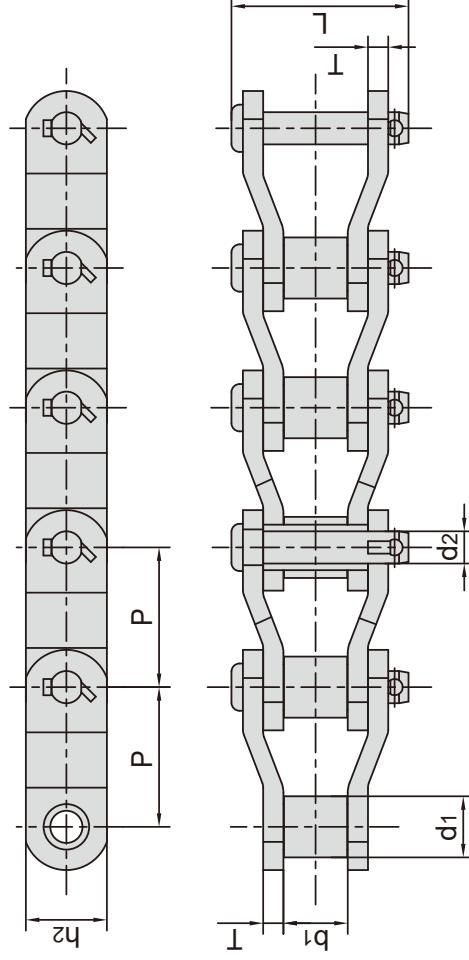
| 东华链号 Donghua Chain No. | 节距 | 滚子直径 | 内节内宽 | 销轴直径 | 销轴长度 | 链板高度 | 链板厚度 | 抗拉强度 | 平均抗拉强度 | 每米长重 |
|------------------------------|---------|-----------------|-----------------|-----------------|----------------|----------|---------|--------------------|----------|-----------|
| | P mm | d1 max mm | b1 min mm | d2 max mm | L max mm | h2 mm | T mm | Q min kN/lbf | Q0 kN | q kg/m |
| MXS432 | 42.01 | 22.23 | 25.40 | 11.10 | 57.9 | 28.50 | 4.8 | 80.80/18363 | 88.0 | 5.65 |
| 1409F1 | 44.45 | 25.40 | 25.40 | 13.97 | 65.9 | 43.20 | 6.3 | 217.00/48782 | 238.7 | 9.65 |
| R3112 | 50.80 | 28.70 | 31.00 | 14.20 | 73.9 | 41.40 | 6.4 | 168.90/38385 | 185.0 | 10.70 |
| R3112F1 | 50.80 | 28.70 | 31.00 | 15.06 | 79.5 | 41.40 | 7.9 | 195.60/18363 | 225.0 | 12.23 |
| SS2065 | 50.80 | 28.58 | 32.50 | 15.05 | 79.5 | 38.00 | 7.9 | 220.00/49998 | 242.0 | 12.14 |
| 2010 | 63.50 | 31.75 | 38.10 | 15.90 | 89.0 | 47.80 | 7.9 | 250.00/56818 | 275.0 | 13.53 |
| 2010H | 63.50 | 31.75 | 31.75 | 15.88 | 97.0 | 41.50 | 9.5 | 250.00/56818 | 275.0 | 11.91 |
| 2010SH | 63.50 | 31.75 | 38.10 | 15.88 | 97.0 | 41.50 | 9.5 | 300.00/68181 | 330.0 | 12.00 |
| *SS588F4 | 66.27 | 22.23 | 30.40 | 11.11 | 60.0 | 32.00 | 4.8 | 90.00/20454 | 103.0 | 5.05 |
| MXS882 | 66.27 | 22.23 | 28.58 | 11.10 | 68.5 | 28.50 | 6.4 | 115.60/26272 | 124.8 | 5.30 |
| SS588 | 66.27 | 22.23 | 28.60 | 11.11 | 63.7 | 28.60 | 6.4 | 130.00/29545 | 144.0 | 5.46 |
| SS588F1 | 66.27 | 22.23 | 27.00 | 11.11 | 62.0 | 28.60 | 6.4 | 88.90/20205 | 97.8 | 5.39 |
| SS588F2 | 66.27 | 22.23 | 27.00 | 9.53 | 59.0 | 25.40 | 5.6 | 84.46/19195 | 91.2 | 4.26 |
| *MXS882F2 | 66.27 | 22.23 | 28.58 | 11.10 | 66.6 | 28.50 | 6.4 | 115.60/25987 | 124.8 | 5.39 |
| MXS882F1 | 66.27 | 22.10 | 28.58 | 11.10 | 68.5 | 28.50 | 6.4 | 110.00/24728 | 121.0 | 5.39 |
| SS588F7 | 66.27 | 22.35 | 26.90 | 11.20 | 60.0 | 28.70 | 4.8 | 80.00/17984 | 88.0 | 4.52 |
| *MX603 | 76.20 | 22.50 | 38.00 | 14.00 | 88.0 | 40.00 | 8.0 | 147.00/33408 | 161.0 | 9.20 |
| *MXS3011F1 | 77.90 | 31.75 | 39.60 | 19.05 | 100.0 | 57.00 | 9.7 | 407.50/18363 | 468.0 | 17.68 |
| 2512(MXS3011) | 77.90 | 41.28 | 39.60 | 19.05 | 100.0 | 57.00 | 9.7 | 340.00/77272 | 489.3 | 18.40 |
| 2512F2 | 77.90 | 41.28 | 38.50 | 19.05 | 103.4 | 60.00 | 10.0 | 400.00/90909 | 420.0 | 20.28 |
| 2512F3 | 77.90 | 41.28 | 40.00 | 18.60 | 104.2 | 46.70 | 11.0 | 340.00/77271 | 391.0 | 18.15 |
| 2512F4 | 77.90 | 41.28 | 39.60 | 19.05 | 110.0 | 60.00 | 12.0 | 407.50/92612 | 468.0 | 23.60 |
| SS568H | 77.90 | 41.30 | 39.70 | 19.05 | 97.6 | 57.00 | 9.5 | 460.00/103408 | 515.0 | 19.80 |
| SS568HF2 | 77.90 | 31.75 | 39.70 | 19.05 | 98.5 | 57.00 | 9.5 | 447.00/101588 | 491.0 | 16.90 |
| SS568HF3 | 77.90 | 41.30 | 39.70 | 19.05 | 104.1 | 57.00 | 11.0 | 489.30/11203 | 562.0 | 20.85 |
| SS568HF4 | 77.90 | 41.30 | 39.70 | 19.05 | 100.0 | 57.00 | 10.0 | 490.00/110152 | 539.0 | 19.80 |
| 2510 | 78.10 | 31.75 | 36.90 | 16.00 | 94.8 | 40.00 | 8.0 | 271.00/61590 | 292.6 | 10.72 |
| 2510F1 | 78.10 | 31.75 | 36.60 | 16.00 | 88.9 | 38.10 | 8.0 | 124.50/28295 | 137.0 | 9.93 |
| 2510F2 | 78.10 | 31.75 | 36.60 | 15.75 | 88.0 | 38.10 | 8.0 | 225.00/51135 | 248.0 | 11.70 |
| 2510H | 78.10 | 31.75 | 36.90 | 16.50 | 95.3 | 45.00 | 9.5 | 280.40/63727 | 302.8 | 12.70 |

*套筒链: 表中滚子直径d1为套筒直径

*Bush chain: d1 in the table indicates the external diameter of the bush.

重载传动用弯板链

Heavy duty cranked-link transmission chains



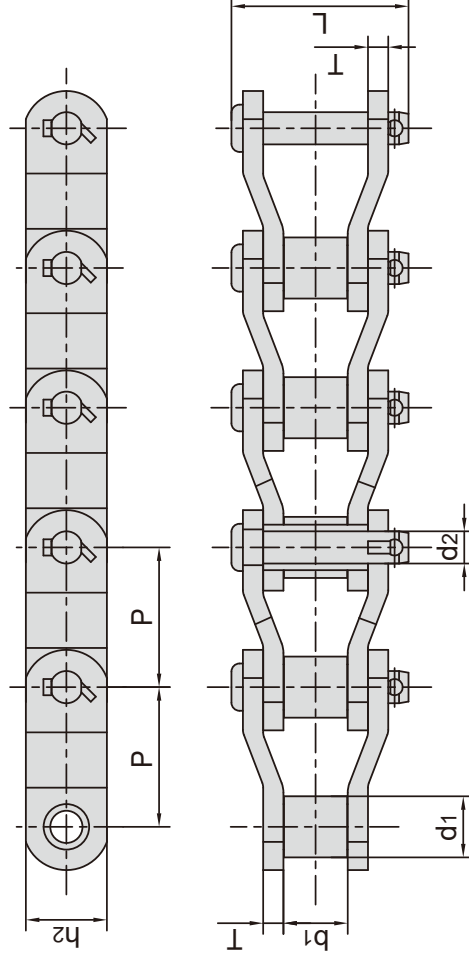
| 东华链号 Donghua Chain No. | 节距 Pitch P | 滚子直径 Roller diameter d1 max mm | 内节内宽 Width between inner plates b1 min mm | 销轴直径 Pin diameter d2 max mm | 销轴长度 Pin length L max mm | 链板高度 Plate depth h2 mm | 链板厚度 Plate thickness T mm | 抗拉强度 Tensile strength Q min kN/lbf | 平均抗拉强度 Average tensile strength Q0 kN | 每米重量 Weight per meter q kg/m |
|------------------------------|------------------|---|---|--|---|------------------------------------|---------------------------------------|---|--|---|
| | | | | | | | | | | |
| MXS3075 | 78.100 | 31.75 | 38.10 | 16.46 | 93.50 | 44.50 | 9.70 | 334.0/75907 | 365.8 | 13.45 |
| MXS3075F1 | 78.100 | 33.00 | 38.10 | 16.46 | 94.50 | 44.50 | 9.70 | 334.0/75907 | 365.8 | 14.00 |
| MXS3075F1SH | 78.100 | 33.00 | 38.10 | 16.46 | 94.50 | 44.50 | 9.70 | 360.0/81817 | 414.0 | 13.96 |
| MXS3075F2 | 78.100 | 31.75 | 38.10 | 17.81 | 90.00 | 45.00 | 8.00 | 333.2/75726 | 365.8 | 12.20 |
| MXS3075F3 | 78.100 | 33.30 | 38.10 | 16.46 | 94.50 | 44.50 | 9.70 | 334.0/75908 | 384.0 | 14.00 |
| MXS3075F4 | 78.100 | 33.30 | 38.10 | 17.15 | 94.50 | 44.50 | 9.70 | 360.0/81817 | 414.0 | 14.00 |
| 2510F3 | 78.100 | 31.75 | 38.10 | 16.00 | 87.10 | 38.10 | 7.90 | 194.0/43611 | 213.5 | 10.42 |
| 2510F5 | 78.100 | 31.75 | 38.10 | 15.88 | 86.00 | 38.10 | 7.90 | 194.0/43611 | 213.5 | 10.37 |
| SS40HF2 | 78.100 | 31.75 | 38.10 | 16.00 | 87.50 | 38.10 | 8.00 | 236.0/53053 | 259.6 | 10.00 |
| SS40H(P) | 78.110 | 31.75 | 38.10 | 15.88 | 97.00 | 41.50 | 9.50 | 250.0/56818 | 280.0 | 12.60 |
| DHAPI3PF1 | 78.110 | 31.75 | 38.10 | 16.51 | 94.50 | 39.70 | 9.52 | 250.0/56200 | 275.0 | 12.53 |
| MXS3075F6 | 78.110 | 31.75 | 38.10 | 16.46 | 92.50 | 44.50 | 9.70 | 250.0/56200 | 275.0 | 13.60 |
| P78.18F1 | 78.180 | 33.00 | 40.00 | 17.81 | 102.00 | 45.00 | 10.00 | 333.2/74903 | 365.8 | 14.87 |
| 3125 | 79.370 | 41.27 | 39.70 | 20.32 | 101.60 | 57.20 | 9.50 | 347.1/78885 | 400.0 | 20.10 |
| 3125F2 | 79.370 | 41.27 | 41.30 | 20.32 | 105.00 | 57.20 | 9.50 | 481.2/109362 | 529.0 | 20.44 |
| 3125HF1 | 79.370 | 43.00 | 41.00 | 22.23 | 108.00 | 57.20 | 11.00 | 400.0/90908 | 500.0 | 23.25 |
| 2814 | 88.900 | 44.45 | 36.60 | 22.23 | 117.60 | 58.00 | 12.70 | 471.0/105955 | 622.7 | 25.70 |
| 2814F1 | 88.900 | 44.45 | 36.90 | 22.23 | 117.60 | 60.00 | 13.50 | 556.0/126358 | 611.0 | 24.20 |
| 2814F2 | 88.900 | 44.45 | 38.60 | 22.23 | 119.60 | 58.00 | 12.70 | 559.0/127040 | 614.9 | 25.40 |
| 2814F3 | 88.900 | 44.45 | 38.60 | 24.00 | 120.00 | 58.00 | 14.00 | 559.0/125663 | 614.9 | 26.00 |
| 2814F4 | 88.900 | 44.45 | 36.50 | 22.35 | 108.30 | 57.15 | 12.70 | 471.0/105881 | 507.6 | 23.30 |
| DHE238R | 88.900 | 44.45 | 38.10 | 22.12 | 112.80 | 57.15 | 12.70 | 445.0/100036 | 490.0 | 24.67 |
| RO1644F2 | 95.250 | 44.45 | 38.10 | 23.88 | 119.00 | 60.30 | 14.30 | 722.0/162306 | 794.0 | 28.14 |
| RO1644F1 | 96.000 | 44.80 | 39.00 | 23.80 | 119.00 | 60.00 | 14.00 | 530.0/120453 | 609.0 | 27.45 |
| *MX604 | 101.600 | 25.00 | 57.00 | 16.00 | 117.00 | 50.00 | 10.00 | 227.0/51590 | 261.0 | 13.63 |
| *MX704 | 101.600 | 30.00 | 57.00 | 18.00 | 125.50 | 55.00 | 12.00 | 280.0/62944 | 308.0 | 18.99 |
| DHAPI4P | 103.040 | 44.53 | 50.80 | 22.20 | 125.50 | 57.15 | 12.70 | 500.0/112400 | 550.0 | 24.27 |
| DHAPI4PH | 103.040 | 44.53 | 50.80 | 25.40 | 139.70 | 60.30 | 16.00 | 787.4/177000 | 870.0 | 30.00 |
| SB1254 | 103.124 | 45.21 | 30.48 | 23.81 | 107.95 | 57.15 | 12.70 | 400.0/90908 | 460.0 | 22.67 |
| SB1254F1 | 103.124 | 45.21 | 30.48 | 23.81 | 108.00 | 63.50 | 12.70 | 400.0/89920 | 460.0 | 24.50 |
| 3214 | 103.200 | 44.45 | 48.00 | 22.00 | 123.50 | 55.00 | 13.00 | 476.0/108180 | 514.0 | 23.60 |
| 3214F1 | 103.200 | 44.45 | 49.20 | 23.90 | 129.00 | 60.00 | 14.00 | 666.4/151450 | 700.0 | 26.70 |
| 3214F2 | 103.200 | 44.45 | 39.70 | 19.05 | 97.60 | 57.20 | 9.50 | 456.0/103635 | 500.0 | 17.67 |

*套筒链: 表中滚子直径d1为套筒直径

*Bush chain: d1 in the table indicates the external diameter of the bush.

重载传动用弯板链

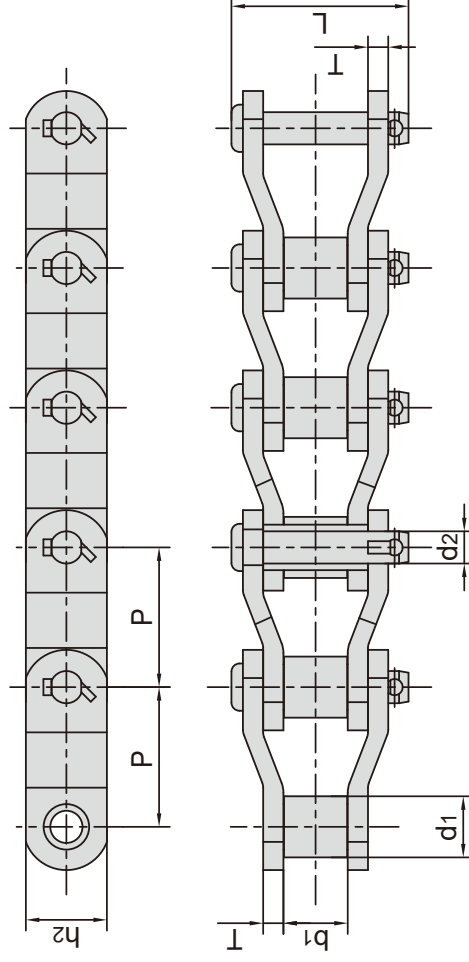
Heavy duty cranked-link transmission chains



| 东华链号 Donghua Chain No. | 节距 Pitch | 滚子直径 Roller diameter | 内节内宽 Width between inner plates | 销轴直径 Pin diameter | 销轴长度 Pin length | 链板高度 Plate depth | 链板厚度 Plate thickness | 抗拉强度 Tensile strength | 平均抗拉强度 Average tensile strength | 每米重量 Weight per meter |
|------------------------------|-------------|----------------------------|--|-------------------------|-----------------------|------------------------|----------------------------|-----------------------------|--|--------------------------------|
| | P mm | d1 max mm | b1 min mm | d2 max mm | L max mm | h2 mm | T mm | Q min kN/lbf | Q0 kN | q kg/m |
| 3214F3 | 103.200 | 46.00 | 49.20 | 23.90 | 123.50 | 60.00 | 13.0 | 539.0/122498 | 619.0 | 26.16 |
| MXS1242 | 103.200 | 44.45 | 49.20 | 22.23 | 124.50 | 57.00 | 12.8 | 566.4/127327 | 623.0 | 24.63 |
| MXS1242F1 | 103.200 | 44.45 | 55.00 | 22.23 | 128.80 | 57.00 | 12.8 | 623.0/141589 | 716.0 | 24.16 |
| SS124 | 103.200 | 44.45 | 49.20 | 22.23 | 127.20 | 57.00 | 12.7 | 560.0/127272 | 590.0 | 22.57 |
| 3214F5 | 103.200 | 44.45 | 49.00 | 23.23 | 137.0 | 58.70 | 16.0 | 686.0/154213 | 720.3 | 30.00 |
| 3214F6 | 103.200 | 44.45 | 49.20 | 26.80 | 130.0 | 76.20 | 14.5 | 750.0/168600 | 787.5 | 32.90 |
| DHAP14PF1 | 103.200 | 44.45 | 50.80 | 22.23 | 125.2 | 57.15 | 12.7 | 560.0/125888 | 616.0 | 24.37 |
| 3315 | 103.450 | 45.24 | 49.30 | 23.85 | 130.00 | 63.50 | 14.2 | 550.0/125000 | 756.2 | 27.71 |
| 3315F1 | 103.450 | 45.24 | 47.60 | 23.85 | 134.00 | 60.00 | 15.0 | 650.0/147725 | 747.0 | 27.34 |
| 3315F2 | 103.450 | 50.00 | 49.30 | 25.00 | 142.50 | 63.50 | 16.0 | 620.0/140907 | 713.0 | 32.50 |
| SH1245 | 103.450 | 45.30 | 49.60 | 23.80 | 130.00 | 60.00 | 14.5 | 722.0/164084 | 794.0 | 31.00 |
| SS1245 | 103.450 | 45.20 | 49.60 | 23.80 | 129.40 | 60.00 | 14.5 | 550.0/125000 | 605.0 | 31.19 |
| SS1245F1 | 103.450 | 45.20 | 49.60 | 25.60 | 132.30 | 60.00 | 14.5 | 530.0/120453 | 609.0 | 28.53 |
| SS1245F2 | 103.450 | 46.20 | 52.00 | 23.80 | 139.20 | 60.00 | 16.0 | 530.0/120453 | 609.0 | 31.15 |
| 3315F3 | 103.450 | 45.24 | 49.20 | 23.85 | 131.0 | 60.30 | 14.3 | 550.0/123640 | 594.0 | 27.70 |
| SS1245F3 | 103.450 | 45.20 | 49.60 | 23.80 | 130.0 | 60.00 | 14.5 | 722.0/162306 | 794.0 | 31.19 |
| SS1245F4 | 103.450 | 45.20 | 49.30 | 23.80 | 130.3 | 60.00 | 14.5 | 550.0/123640 | 594.0 | 28.40 |
| 3217F1 | 103.880 | 47.60 | 49.20 | 28.05 | 130.0 | 84.00 | 14.0 | 880.0/197824 | 950.4 | 35.60 |
| 3618 | 114.300 | 57.15 | 52.30 | 27.97 | 138.00 | 79.20 | 14.2 | 760.0/172727 | 978.6 | 41.20 |
| 3618F1 | 114.300 | 57.15 | 50.80 | 27.71 | 134.6 | 75.00 | 14.0 | 850.0/191080 | 918.0 | 28.50 |
| SS635H | 114.300 | 57.20 | 52.40 | 27.94 | 137.00 | 76.20 | 14.5 | 760.0/172727 | 836.0 | 37.80 |
| SS635HF2 | 114.300 | 57.20 | 52.40 | 27.94 | 137.00 | 76.20 | 14.5 | 964.0/219085 | 1060.4 | 37.90 |
| SS635HF3 | 114.300 | 57.20 | 52.40 | 27.94 | 149.0 | 76.20 | 17.5 | 964.0/216707 | 1060.0 | 43.60 |
| SS635HF5 | 114.300 | 57.20 | 52.40 | 29.00 | 143.0 | 76.20 | 16.0 | 800.0/179840 | 864.0 | 39.80 |
| SS635HF6 | 114.300 | 57.15 | 52.40 | 27.94 | 133.4 | 76.20 | 14.5 | 850.0/191080 | 918.0 | 38.30 |
| 4020 | 127.000 | 63.50 | 69.90 | 31.78 | 165.7 | 88.90 | 15.7 | 987.0/224300 | 1379.0 | 48.60 |
| 4020F1 | 127.000 | 63.50 | 68.30 | 31.78 | 168.1 | 90.00 | 17.0 | 1100.0/249997 | 1265.0 | 50.60 |
| 4020F2 | 127.000 | 69.85 | 68.30 | 35.05 | 173.0 | 95.25 | 19.0 | 1100.0/249997 | 1265.0 | 59.08 |
| 4020F3 | 127.000 | 63.50 | 69.90 | 34.93 | 176.0 | 91.00 | 19.0 | 1410.0/320450 | 1551.0 | 58.40 |
| 4020HF1 | 127.000 | 63.50 | 69.90 | 34.93 | 176.0 | 88.90 | 19.0 | 1300.0/295451 | 1495.0 | 54.50 |

重载传动用弯板链

Heavy duty cranked-link transmission chains



| 东华链号 Donghua Chain No. | 节距 Pitch | 滚子直径 Roller diameter | 内节内宽 Width between inner plates | 销轴直径 Pin diameter | 销轴长度 Pin length | 链板高度 Plate depth | 链板厚度 Plate thickness | 抗拉强度 Tensile strength | 平均抗拉强度 Average tensile strength | 每米长重 Weight per meter |
|------------------------------|-------------|----------------------------|--|-------------------------|-----------------------|------------------------|----------------------------|-----------------------------|--|--------------------------------|
| | P mm | d1 max mm | b1 min mm | d2 max mm | L max mm | h2 mm | T mm | Q min kN/lbf | Q0 kN | q kg/m |
| 4020HF2 | 127.000 | 63.50 | 65.02 | 34.93 | 171.0 | 88.90 | 19.0 | 1300.0/295451 | 1430.0 | 38.58 |
| 4020SHF1 | 127.000 | 63.50 | 69.90 | 31.78 | 165.7 | 88.90 | 15.7 | 1333.0/302905 | 1532.0 | 48.60 |
| RO1205 | 127.000 | 63.50 | 65.00 | 31.75 | 147.6 | 82.50 | 14.2 | 872.0/198177 | 955.0 | 42.93 |
| 4020F5 | 127.000 | 63.50 | 65.60 | 34.93 | 168.6 | 91.00 | 19.00 | 1300.0/292240 | 1430.0 | 57.00 |
| 4020F6 | 127.000 | 63.50 | 69.90 | 31.78 | 158.8 | 88.90 | 15.70 | 1220.0/274256 | 1342.0 | 50.90 |
| 4020HF4 | 127.000 | 63.50 | 62.00 | 35.00 | 166.6 | 88.90 | 19.00 | 1250.0/281000 | 1375.0 | 57.45 |
| 4020SHF2 | 127.000 | 63.50 | 69.90 | 32.00 | 164.3 | 90.00 | 16.00 | 1330.0/298984 | 1463.0 | 52.10 |
| DH1605F1 | 127.000 | 63.50 | 65.10 | 35.00 | 169.5 | 88.90 | 19.05 | 860.0/193328 | 946.0 | 55.80 |
| 4424F1 | 139.700 | 76.20 | 76.30 | 38.05 | 188.0 | 101.60 | 19.00 | 1680.0/377664 | 1764.0 | 70.26 |
| DH5500A | 139.700 | 76.35 | 76.30 | 38.05 | 188.0 | 101.60 | 19.00 | 1400.0/314720 | 1540.0 | 68.12 |
| P140F3 | 140.000 | 65.00 | 80.00 | 36.00 | 191.0 | 90.00 | 20.00 | 1176.0/264365 | 1293.6 | 64.24 |
| 2184 | 152.400 | 76.20 | 35.00 | 22.20 | 96.0 | 51.00 | 9.5 | 330.0/75000 | 378.0 | 18.17 |
| 4824 | 152.400 | 76.20 | 74.60 | 38.10 | 186.0 | 100.00 | 20.0 | 1600.0/363632 | 1868.3 | 69.80 |
| 6060 | 152.400 | 88.90 | 101.00 | 47.63 | 228.7 | 114.30 | 22.0 | 1700.0/386359 | 1955.0 | 97.59 |
| DH6042F1 | 152.400 | 76.35 | 76.30 | 38.05 | 188.0 | 101.60 | 19.0 | 1400.0/318178 | 1610.0 | 58.36 |
| RO6042F1 | 152.400 | 76.20 | 76.30 | 44.00 | 184.0 | 120.00 | 19.0 | 1500.0/340900 | 1600.0 | 63.60 |
| 4824F1 | 152.400 | 76.20 | 76.20 | 38.10 | 187.6 | 100.00 | 20.00 | 1600.0/359680 | 1700.0 | 69.90 |
| 6060F3 | 152.400 | 88.90 | 77.00 | 47.63 | 204.7 | 114.30 | 22.00 | 1350.0/303480 | 1485.0 | 89.77 |
| DH6042F2 | 152.400 | 76.20 | 76.20 | 38.05 | 188.0 | 101.60 | 19.05 | 1880.0/422624 | 2068.0 | 57.80 |
| DH6042F3 | 152.400 | 76.20 | 76.30 | 38.10 | 182.3 | 101.60 | 19.00 | 1646.0/370021 | 1728.3 | 68.12 |
| DH6042F4 | 152.400 | 76.20 | 76.20 | 38.10 | 179.4 | 120.00 | 19.05 | 1500.0/337200 | 1600.0 | 78.10 |
| DH6042F5 | 152.400 | 76.20 | 76.20 | 41.00 | 195.2 | 106.00 | 23.00 | 1500.0/337200 | 1600.0 | 77.08 |
| DH6042F6 | 152.400 | 76.35 | 76.20 | 38.05 | 186.0 | 101.60 | 19.00 | 1333.0/300000 | 1466.3 | 59.40 |
| P153 | 153.619 | 34.93 | 53.98 | 17.48 | 107.0 | 44.50 | 9.5 | 150.0/34090 | 165.0 | 10.90 |
| #P153F1 | 153.619 | 34.93 | 53.98 | 17.48 | 100.0 | 44.50 | 8.0 | 150.0/34090 | 165.0 | 9.74 |
| #P153F2 | 153.619 | 34.93 | 53.98 | 17.48 | 100.0 | 44.50 | 8.0 | 150.0/34090 | 165.0 | 9.80 |
| 5628 | 177.800 | 88.90 | 82.60 | 44.45 | 210.0 | 133.00 | 22.0 | 1890.0/429540 | 2173.0 | 99.50 |
| 5628F1 | 177.800 | 88.90 | 82.60 | 44.45 | 210.0 | 127.00 | 22.0 | 2224.0/505448 | 2557.0 | 96.80 |
| 5628F4 | 177.800 | 89.00 | 81.00 | 47.00 | 225.0 | 129.50 | 24.75 | 2444.8/550000 | 2640.0 | 104.00 |

#表示链板带中孔

#Indicate with hole at plate center

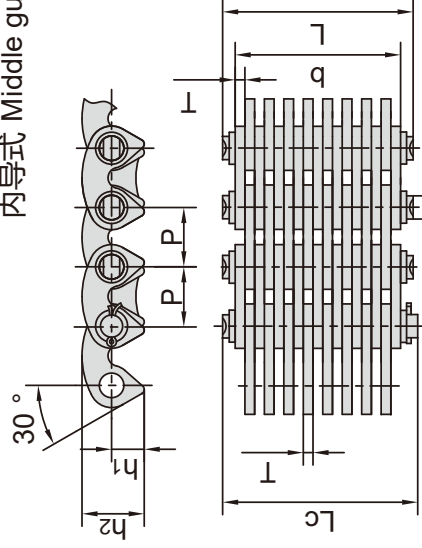
齿形链

Inverted tooth chains

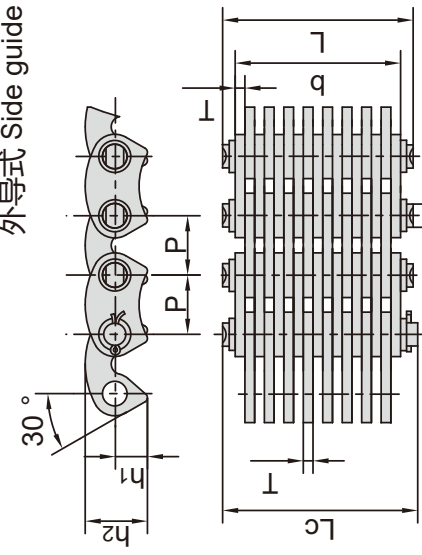
外接触式齿形链

Flank contact silent chains

内导式 Middle guide



外导式 Side guide



| GB 链号 GB Chain No. | 节距 Pitch P mm | 链宽 Chain width b min mm | 销轴直径 Pin diameter d2 max mm | 销轴长度 Pin length | | 孔中心到齿尖 距离 Distance from hole center to tooth h1 mm | 链板高度 Plate depth h2 max mm | 链板厚度 Plate thickness T max mm | 导向型式 Guide type | 片数 Number of plates n | 抗拉强度 Tensile strength Q min kN/lbf | 平均抗拉强度 Average tensile strength Q0 kN | 每米长重 Weight per meter q kg/m |
|--------------------------------|------------------------|--|--|-----------------------|-----------------|--|---|--|-----------------------|-----------------------------------|---|--|---|
| | | | | L max mm | Lc max mm | | | | | | | | |
| SC3 | 9.525 | 10.5 | 3.95 | 15.8 | 17.5 | 5.3 | 10.0 | 1.5 | 外(Outside) | 7 | 8.0/1798 | 8.9 | 0.48 |
| | | 13.5 | | 18.5 | 9 | | | | | 10.0/2272 | 11.2 | 0.60 | |
| | | 16.5 | | 21.5 | 11 | | | | | 12.5/2840 | 14.0 | 0.73 | |
| | | 19.5 | | 24.5 | 13 | | | | | 15.0/3409 | 16.8 | 0.85 | |
| | | 22.5 | | 27.5 | 15 | | | | | 17.5/3997 | 19.6 | 1.00 | |
| | | 28.5 | | 33.5 | 19 | | | | | 22.5/5114 | 25.2 | 1.26 | |
| | | 34.5 | | 39.5 | 23 | | | | | 27.5/6182 | 30.8 | 1.60 | |
| | | 37.5 | | 42.5 | 25 | | | | | 30.0/6744 | 33.6 | 1.73 | |
| | | 40.5 | | 45.5 | 27 | | | | | 32.5/7306 | 36.4 | 1.86 | |
| | | 43.5 | | 48.5 | 29 | | | | | 35.0/7868 | 39.2 | 1.99 | |
| SC4 | 12.700 | 46.5 | 5.08 | 51.5 | 53.0 | 7.0 | 13.5 | 1.5 | 内(Inside) | 31 | 37.0/8318 | 41.4 | 2.12 |
| | | 19.5 | | 24.5 | 13 | | | | | 23.4/5318 | 26.2 | 1.15 | |
| | | 22.5 | | 27.5 | 15 | | | | | 27.4/6227 | 30.6 | 1.33 | |
| | | 25.5 | | 30.5 | 17 | | | | | 31.3/7114 | 35.0 | 1.50 | |
| | | 28.5 | | 33.5 | 19 | | | | | 35.2/8000 | 39.4 | 1.68 | |
| | | 34.5 | | 39.5 | 23 | | | | | 43.0/9772 | 48.1 | 2.04 | |
| | | 40.5 | | 45.5 | 27 | | | | | 50.8/11364 | 56.8 | 2.39 | |
| | | 46.5 | | 51.5 | 31 | | | | | 58.6/13318 | 65.6 | 2.74 | |
| | | 52.5 | | 57.5 | 35 | | | | | 66.4/15091 | 74.3 | 3.10 | |
| | | 61.5 | | 67.8 | 41 | | | | | 78.2/17579 | 86.8 | 3.68 | |
| SC5 | 15.875 | 22.0 | 5.92 | 29.0 | 30.2 | 8.7 | 16.7 | 2.0 | 内(Inside) | 11 | 32.6/7328 | 36.1 | 1.62 |
| | | 26.0 | | 33.0 | 13 | | | | | 39.0/8767 | 43.2 | 1.92 | |
| | | 30.0 | | 37.0 | 15 | | | | | 45.6/10364 | 50.6 | 2.21 | |
| | | 34.0 | | 41.0 | 17 | | | | | 52.1/11712 | 57.8 | 2.51 | |
| | | 38.0 | | 45.0 | 19 | | | | | 58.6/13318 | 65.0 | 2.80 | |
| | | 42.0 | | 49.0 | 21 | | | | | 65.1/14634 | 72.2 | 3.10 | |
| | | 46.0 | | 53.0 | 23 | | | | | 71.7/16295 | 79.5 | 3.39 | |
| | | 50.0 | | 57.0 | 25 | | | | | 75.0/16860 | 83.2 | 3.69 | |
| | | 54.0 | | 61.0 | 27 | | | | | 84.7/19250 | 94.0 | 3.99 | |
| | | 62.0 | | 69.0 | 31 | | | | | 97.7/22204 | 108.4 | 4.58 | |
| 66.0 | 73.0 | 33 | 100.0/22480 | 111.0 | 4.88 | | | | | | | | |
| 70.0 | 77.0 | 35 | 111.0/24953 | 123.2 | 5.18 | | | | | | | | |
| 78.0 | 85.0 | 39 | 124.0/27875 | 137.6 | 5.77 | | | | | | | | |

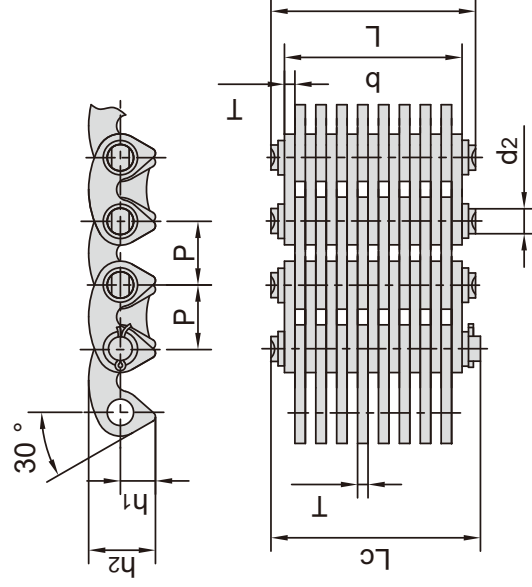
齿形链

Inverted tooth chains

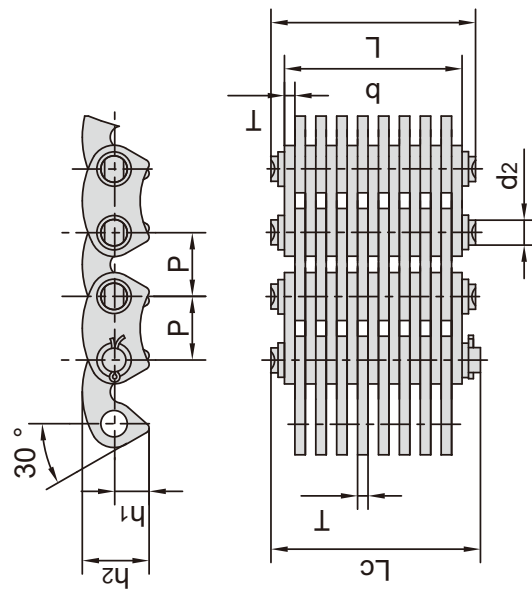
外接触式齿形链

Flank contact silent chains

内导式 Middle guide



外导式 Side guide



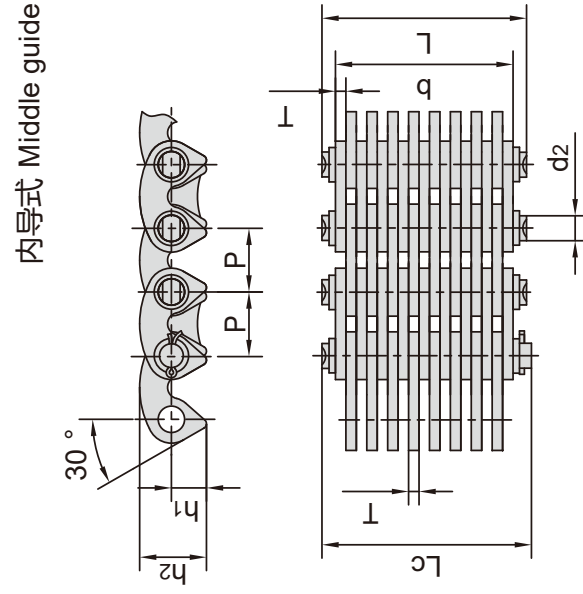
| GB 链号 GB Chain No. | 节距 Pitch P mm | 链宽 Chain width b min mm | 销轴直径 Pin diameter d2 max mm | 销轴长度 Pin length | | 孔中心到齿尖 距离 Distance from hole center to tooth h1 mm | 链板高度 Plate depth h2 max mm | 链板厚度 Plate thickness T max mm | 导向型式 Guide type | 片数 Number of plates n | 抗拉强度 Tensile strength Q min kN/lbf | 平均抗拉强度 Average tensile strength Q0 kN | 每米重量 Weight per meter q kg/m |
|--------------------------------|------------------------|--|--|-----------------------|-----------------|--|---|--|-----------------------|-----------------------------------|---|--|---|
| | | | | L max mm | Lc max mm | | | | | | | | |
| SC6 | 19.050 | 26.0 | 6.90 | 33.0 | 34.8 | 8.7 | 16.7 | 2.0 | 内(Inside) | 13 | 46.0/10341 | 51.0 | 2.46 |
| | | 34.0 | | 41.0 | 42.5 | | | | | 17 | 62.5/14050 | 69.3 | 3.16 |
| | | 38.0 | | 45.0 | 46.5 | | | | | 19 | 70.0/15909 | 77.6 | 3.37 |
| | | 46.0 | | 53.0 | 54.5 | | | | | 23 | 86.0/19545 | 95.4 | 4.08 |
| | | 50.0 | | 57.8 | 59.6 | | | | | 25 | 93.7/21064 | 104.0 | 4.59 |
| | | 54.0 | | 61.0 | 62.8 | | | | | 27 | 102.0/23182 | 113.2 | 4.78 |
| | | 58.0 | | 65.8 | 67.6 | | | | | 29 | 108.8/24458 | 120.7 | 5.30 |
| | | 62.0 | | 69.0 | 70.8 | | | | | 31 | 117.0/26591 | 129.8 | 5.50 |
| | | 66.0 | | 73.8 | 75.6 | | | | | 33 | 124.4/27965 | 138.0 | 6.01 |
| | | 70.0 | | 77.0 | 78.8 | | | | | 35 | 133.0/30227 | 147.6 | 6.20 |
| SC8 | 25.400 | 74.0 | 8.90 | 82.5 | 84.5 | 10.5 | 20.0 | 2.0 | 内(Inside) | 37 | 140.6/31607 | 156.0 | 6.83 |
| | | 78.0 | | 85.0 | 86.8 | | | | | 39 | 149.0/33495 | 165.3 | 7.07 |
| | | 86.0 | | 93.0 | 94.8 | | | | | 43 | 164.0/36867 | 182.0 | 7.79 |
| | | 94.0 | | 101.0 | 102.8 | | | | | 47 | 180.0/40464 | 199.8 | 8.50 |
| | | 126.0 | | 133.0 | 135.0 | | | | | 63 | 191.4/43027 | 212.4 | 11.38 |
| | | 158.0 | | 165.0 | 166.8 | | | | | 79 | 240.0/53952 | 266.4 | 14.19 |
| | | 27.0 | | 34.0 | 36.0 | | | | | 9 | 70.0/15736 | 77.7 | 3.36 |
| | | 33.0 | | 40.5 | 42.0 | | | | | 11 | 78.1/17557 | 86.6 | 4.07 |
| | | 45.0 | | 52.0 | 53.5 | | | | | 15 | 111.0/25227 | 123.2 | 5.31 |
| | | 51.0 | | 58.0 | 59.5 | | | | | 17 | 125.0/28409 | 138.7 | 6.02 |
| SC8 | 25.400 | 57.0 | 8.90 | 64.0 | 65.5 | 10.5 | 20.0 | 2.0 | 内(Inside) | 19 | 141.0/32045 | 156.5 | 6.37 |
| | | 69.0 | | 76.2 | 77.7 | | | | | 23 | 172.0/39091 | 190.9 | 8.15 |
| | | 81.0 | | 88.2 | 89.7 | | | | | 27 | 203.0/46163 | 225.3 | 9.57 |
| | | 93.0 | | 100.2 | 101.7 | | | | | 31 | 235.0/53409 | 260.8 | 10.98 |

齿形链

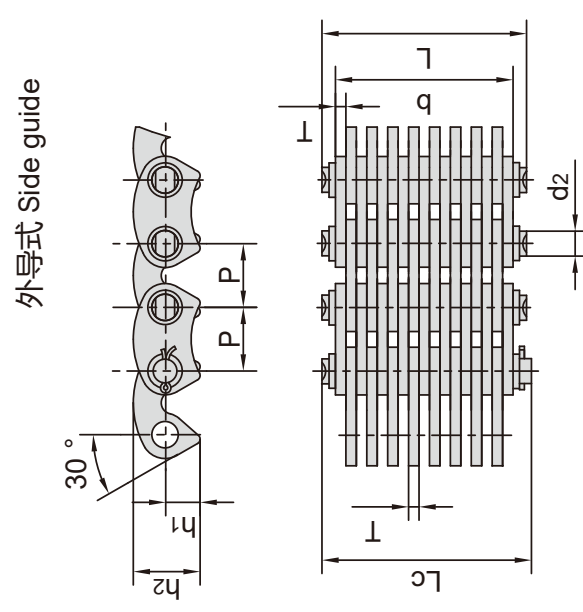
Inverted tooth chains

外接触式齿形链

Flank contact silent chains



内导式 Middle guide



外导式 Side guide

| GB 链号 GB Chain No. | 节距 Pitch P mm | 链宽 Chain width b min mm | 销轴直径 Pin diameter d2 max mm | 销轴长度 Pin length | | 孔中心到齿尖 距离 Distance from hole center to tooth h1 mm | 链板高度 Plate depth h2 max mm | 链板厚度 Plate thickness T max mm | 导向型式 Guide type | 片数 Number of plates n | 抗拉强度 Tensile strength Q min kN/lbf | 平均抗拉强度 Average tensile strength Q0 kN | 每米重量 Weight per meter q kg/m |
|--------------------------------|------------------------|--|--|-----------------------|-----------------|--|---|--|-----------------------|-----------------------------------|---|--|---|
| | | | | L max mm | Lc max mm | | | | | | | | |
| SC10 | 31.750 | 57.0 | 10.84 | 66.6 | 69.6 | 17.5 | 33.4 | 3.0 | 内(Inside) | 19 | 165.0/37500 | 183.1 | 8.42 |
| | | 63.0 | | 70.2 | 21 | | | | | 156.0/35069 | 173.1 | 7.57 | |
| | | 69.0 | | 78.6 | 23 | | | | | 201.0/45681 | 223.1 | 10.19 | |
| | | 75.0 | | 82.2 | 25 | | | | | 187.5/42150 | 208.1 | 8.97 | |
| | | 81.0 | | 88.2 | 27 | | | | | 203.0/46163 | 225.3 | 9.57 | |
| | | 87.0 | | 94.2 | 29 | | | | | 219.0/49231 | 243.0 | 10.38 | |
| | | 93.0 | | 102.6 | 31 | | | | | 273.0/62045 | 303.0 | 13.73 | |
| | | 99.0 | | 106.7 | 33 | | | | | 245.0/55076 | 271.9 | 11.79 | |
| | | 105.0 | | 114.6 | 35 | | | | | 310.0/70454 | 341.0 | 15.50 | |
| | | 105.0 | | 112.2 | 35 | | | | | 266.0/59797 | 295.2 | 12.49 | |
| *SC8F1 | 25.400 | 30.0 | 8.90 | 37.0 | 38.5 | 14.0 | 26.7 | 2.0 | 内(Inside) | 15 | 74.0/16635 | 81.4 | 3.74 |
| | | 34.0 | | 41.0 | 17 | | | | | 84.0/18883 | 92.4 | 4.22 | |
| | | 38.0 | | 45.0 | 19 | | | | | 94.0/21131 | 103.4 | 4.69 | |
| | | 46.0 | | 53.0 | 23 | | | | | 115.0/25852 | 126.5 | 5.64 | |
| *SC8F1 | 25.400 | 54.0 | 8.90 | 61.2 | 62.7 | 14.0 | 26.7 | 2.0 | 内(Inside) | 27 | 136.0/30573 | 149.6 | 6.59 |
| | | 62.0 | | 69.2 | 31 | | | | | 157.0/35294 | 172.7 | 7.54 | |
| | | 70.0 | | 77.2 | 35 | | | | | 178.0/40014 | 195.8 | 8.49 | |
| | | 78.0 | | 85.2 | 39 | | | | | 198.0/44510 | 217.8 | 9.44 | |
| | | 135.0 | | 142.5 | 45 | | | | | 334.0/75083 | 370.7 | 16.00 | |

*表示东华链号

*Indicate Donghua chain No.

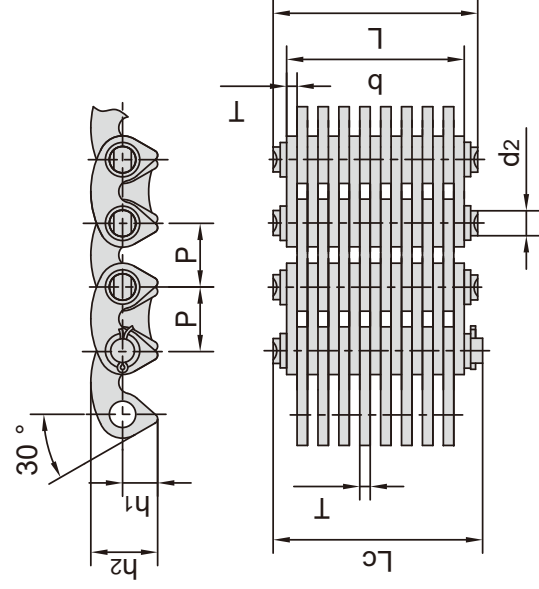
齿形链

Inverted tooth chains

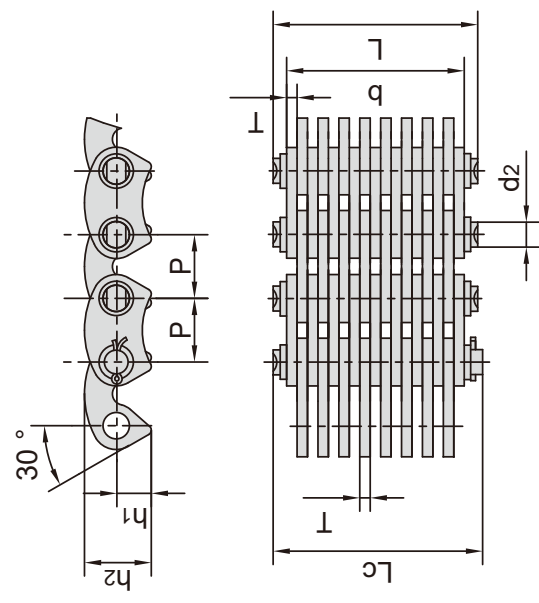
内接触式齿形链

Crotch contact silent chains

内导式 Middle guide



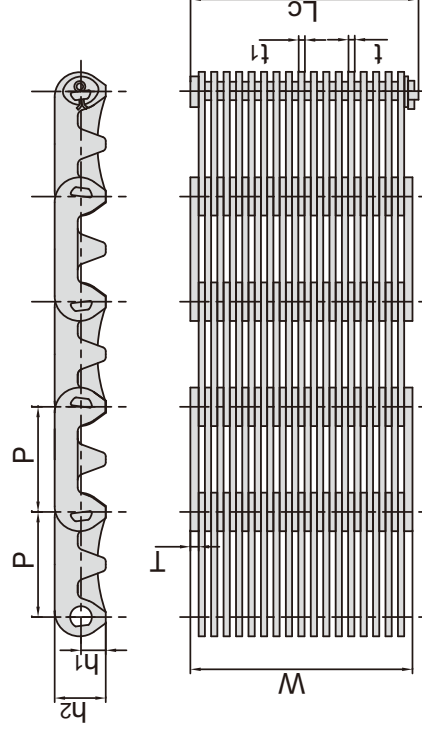
外导式 Side guide



| 东华链号 Donghua Chain No. | 节距 Pitch P mm | 链宽 Chain width b min mm | 销轴直径 Pin diameter d2 max mm | 销轴长度 Pin length | | 孔中心到齿尖 距离 Distance from hole center to tooth h1 mm | 链板高度 Plate depth h2 max mm | 链板厚度 Plate thickness T max mm | 导向型式 Guide type | 片数 Number of plates n | 抗拉强度 Tensile strength Q min kN/lbf | 平均抗拉强度 Average tensile strength Q0 kN | 每米长重 Weight per meter q kg/m |
|------------------------------|------------------------|--|--|-----------------------|-----------------|--|---|--|-----------------------|-----------------------------------|---|--|---|
| | | | | L max mm | Lc max mm | | | | | | | | |
| C4-120 | | 19.5 | | 24.5 | 26.0 | | | | 内(Inside) | 13 | 20.0/4545 | 22.2 | 1.20 |
| C4-123 | | 22.5 | | 27.5 | 29.0 | | | | 内(Inside) | 15 | 23.0/5227 | 25.5 | 1.37 |
| C4-129 | 12.7 | 28.5 | 5.08 | 33.5 | 35.0 | 6.62 | 12.1 | 1.5 | 内(Inside) | 19 | 28.5/6477 | 31.6 | 1.72 |
| C4-132 | | 31.5 | | 38.0 | 21 | | | | | 31.5/7159 | 34.9 | 1.89 | |
| C4-138 | | 37.5 | | 42.5 | 44.0 | | | | 内(Inside) | 25 | 38.0/8636 | 42.1 | 2.22 |
| C4-150 | | 49.5 | | 54.5 | 56.0 | | | | 内(Inside) | 33 | 50.0/11363 | 55.5 | 2.90 |
| C4-320 | | 19.5 | | 24.5 | 26.0 | | | | 外(Outside) | 13 | 20.0/4545 | 22.2 | 1.21 |
| C4-323 | | 22.5 | | 27.5 | 29.0 | | | | 外(Outside) | 15 | 23.0/5227 | 25.5 | 1.38 |
| C4-329 | 12.7 | 28.5 | 5.08 | 33.5 | 35.0 | 6.62 | 12.1 | 1.5 | 外(Outside) | 19 | 28.5/6477 | 31.6 | 1.73 |
| C4-332 | | 31.5 | | 38.0 | 21 | | | | | 31.5/7159 | 34.9 | 1.90 | |
| C4-338 | | 37.5 | | 42.5 | 44.0 | | | | 外(Outside) | 25 | 38.0/8636 | 42.1 | 2.23 |

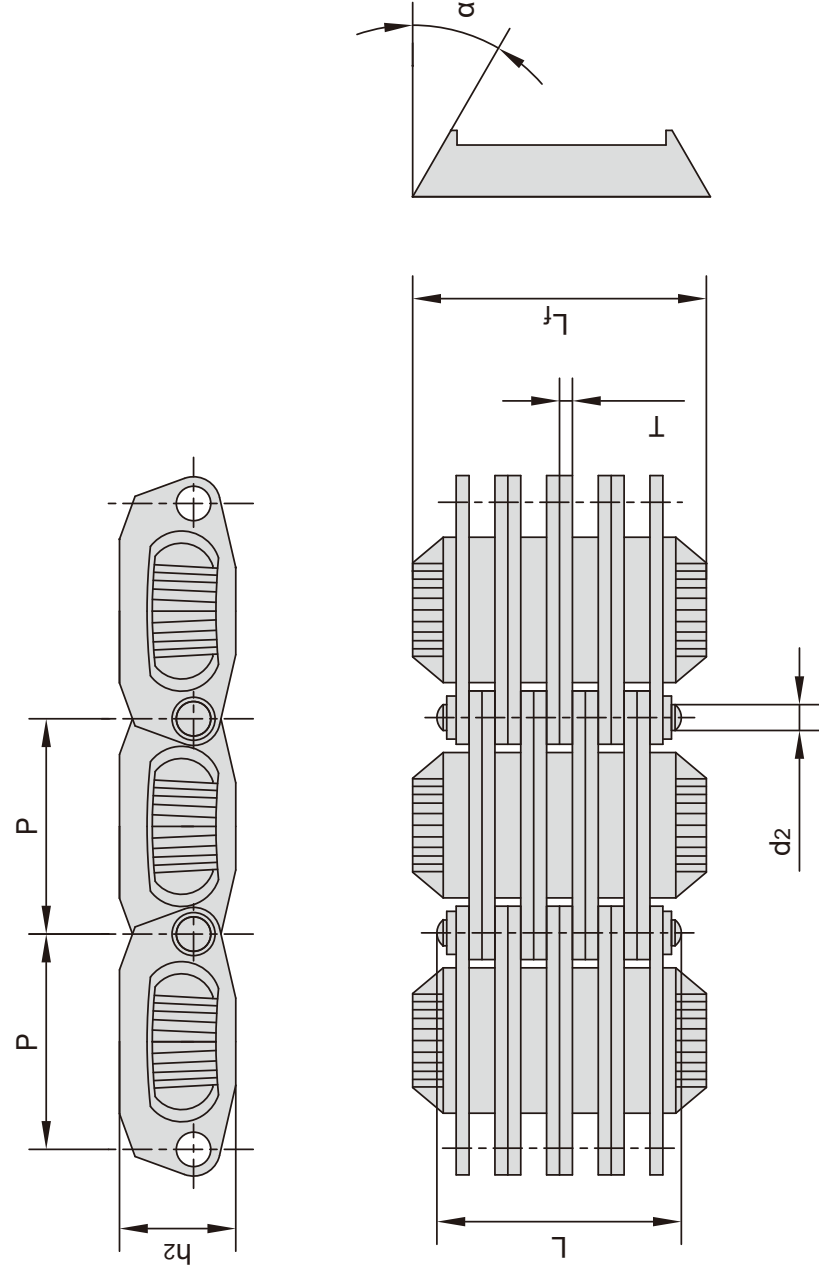
双节距齿形链

Double pitch silent chains



| 东华链号 Donghua Chain No. | 节距 Pitch P mm | 链宽 Chain width W min mm | 销轴长度 Pin length Lc max mm | 链板高度 Plate depth | | 内节内宽 Plate thickness | | 导向型式 Guide type | 片数 Number of plates n | 抗拉强度 Tensile strength Q min kN/lbf | 每米长重 Weight per meter q kg/m |
|------------------------------|------------------------|--|--|------------------------|----------|----------------------------|----------------|-----------------------|-----------------------------------|---|---|
| | | | | h1 mm | h2 mm | t/t1 max mm | T max mm | | | | |
| CL208F1-55.8N | 25.4 | 55.8 | 55.8 | 6.2 | 12.6 | 2.0 | 1.5 | 内(Inside) | 35(18X17) | 66.4/14928 | 2.59 |
| HV4TT-14X13N | 25.4 | 55.8 | 55.8 | 6.2 | 12.6 | 2.0 | 2.0 | 内(Inside) | 27(14X13) | 66.4/14928 | 2.57 |

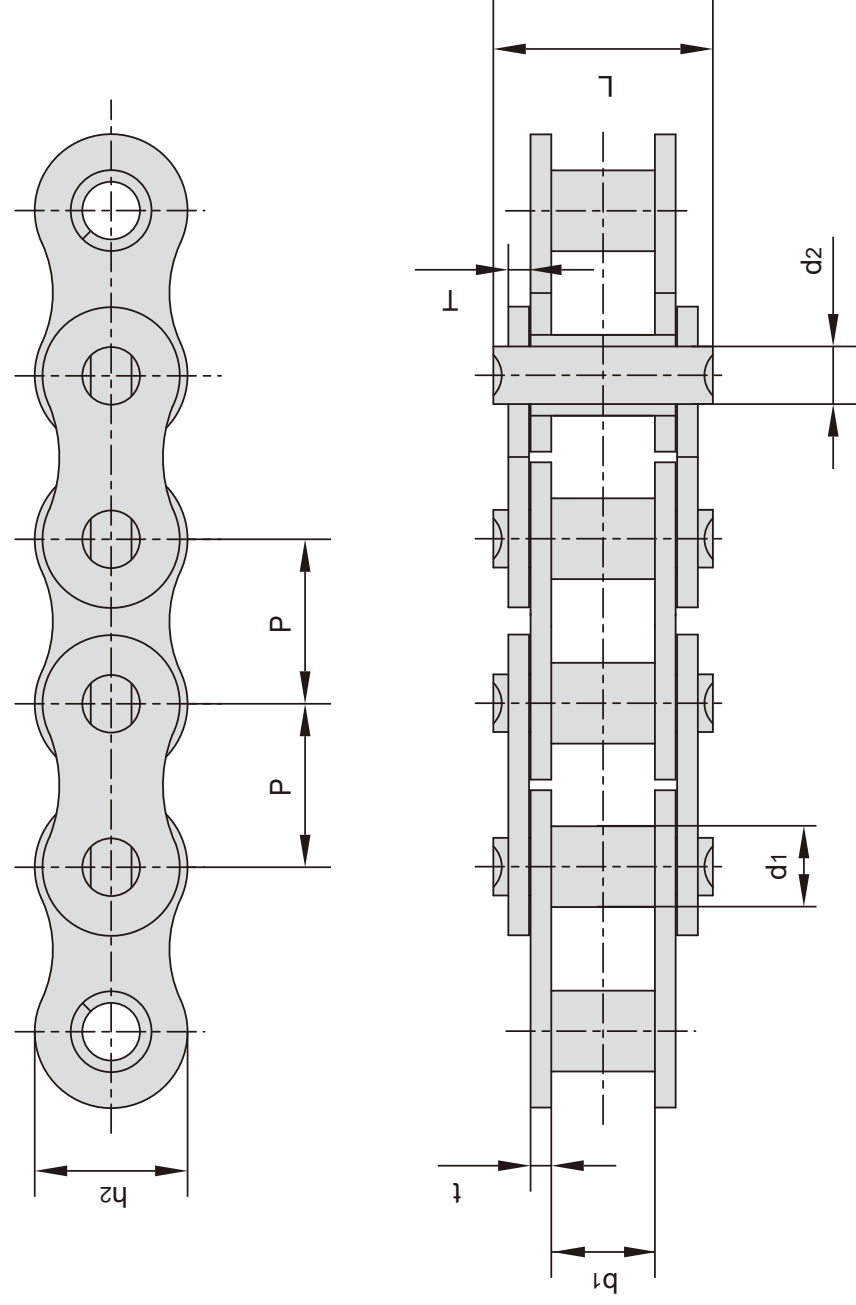
滑片式无级变速链 Self-tooth-forming chains (P.I.V chains)



| JB 链号 JB Chain No. | 节距 Pitch | 销轴直径 Pin diameter | 销轴长度 Pin length | 链板高度 Plate depth | 链板厚度 Plate thickness | 摩擦片长度 Width over friction plate | 摩擦片斜角 Angle of friction plate | 抗拉强度 Tensile strength | 平均抗拉强度 Average tensile strength | 每米重量 Weight per meter |
|-----------------------------|-------------|-------------------------|-----------------------|------------------------|----------------------------|--|--|-----------------------------|--|--------------------------------|
| | P mm | d2 max mm | L max mm | h2 max mm | T max mm | Lf mm | α | Q min kN/lbf | Q0 kN | q kg/m |
| A0 | 18.75 | 3.00 | 19.5 | 9.5 | 1.0 | 24.0 | 15° | 9.0/2045 | 9.9 | 1.00 |
| A1(A2) | 25.00 | 3.00 | 30.1 | 13.5 | 1.5 | 37.8 | 15° | 21.0/4772 | 23.3 | 2.23 |
| A3 | 28.60 | 3.00 | 35.3 | 16.0 | 1.5 | 44.2 | 15° | 38.5/8750 | 42.7 | 3.04 |
| A4 | 36.00 | 4.00 | 48.5 | 20.5 | 1.5 | 58.5 | 15° | 61.5/13977 | 68.2 | 5.54 |
| A5 | 36.00 | 4.00 | 60.5 | 20.5 | 1.5 | 70.0 | 15° | 71.0/16136 | 78.8 | 6.70 |

摩托车链 Motorcycle chains

发动机链条
Engine chains



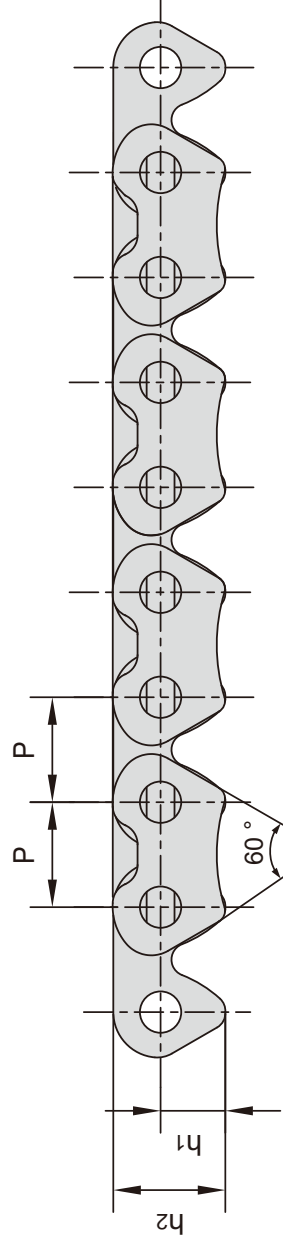
| ISO 链号 ISO Chain No. | 东华链号 Donghua Chain No. | 节距 | 套筒直径 | 内节内宽 | 销轴直径 | 销轴长度 | 内链板高度 | 链板厚度 | 抗拉强度 | 平均抗拉强度 | 每米重量 |
|----------------------------------|------------------------------|---------|-----------------|-----------------|-----------------|----------------|-----------------|------------------|--------------------|----------|-----------|
| | | P mm | d1 max mm | b1 min mm | d2 max mm | L max mm | h2 max mm | t/T max mm | Q min kN/lbf | Q0 kN | q kg/m |
| - | 25 | 6.350 | 3.30 | 3.18 | 2.31 | 7.90 | 6.00 | 0.80 | 3.5/795 | 4.6 | 0.15 |
| 25H | 25H | 6.350 | 3.30 | 3.18 | 2.31 | 8.90 | 6.00 | 1.04 | 4.8/1091 | 5.5 | 0.17 |
| - | 25H(E) | 6.350 | 3.30 | 3.18 | 2.31 | 8.90 | 6.00 | 1.04 | 5.8/1304 | 6.4 | 0.18 |
| - | 25HF2 | 6.350 | 3.30 | 3.18 | 2.31 | 9.10 | 5.80 | 1.2/1.10 | 5.8/1304 | 6.4 | 0.19 |
| - | 25SHF1 | 6.350 | 3.30 | 3.18 | 2.01 | 8.95 | 5.90 | 1.04 | 4.8/1091 | 5.5 | 0.19 |
| 219H | 219H | 7.774 | 4.59 | 5.00 | 3.01 | 11.90 | 7.40 | 1.2/1.04 | 7.3/1641 | 8.0 | 0.28 |
| - | *C219H | 7.774 | 4.59 | 5.00 | 3.01 | 11.90 | 7.40 | 1.2/1.04 | 7.3/1641 | 8.0 | 0.33 |
| - | 219HT | 7.774 | 4.59 | 4.60 | 3.01 | 12.15 | 7.55 | 1.4/1.3 | 6.6/1483 | 7.2 | 0.33 |
| - | 219HF2 | 7.774 | 4.59 | 4.50 | 3.01 | 11.90 | 7.40 | 1.4/1.3 | 6.6/1483 | 7.2 | 0.31 |
| - | 219HF1 | 7.785 | 4.60 | 4.50 | 3.28 | 13.00 | 7.00 | 2.0/1.40 | 9.0/2024 | 9.8 | 0.37 |
| 270H | 270H | 8.500 | 5.00 | 4.75 | 3.28 | 13.15 | 8.45 | 1.8/1.40 | 10.8/2428 | 11.9 | 0.43 |

*直链板

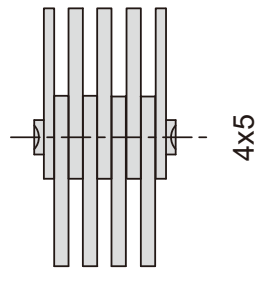
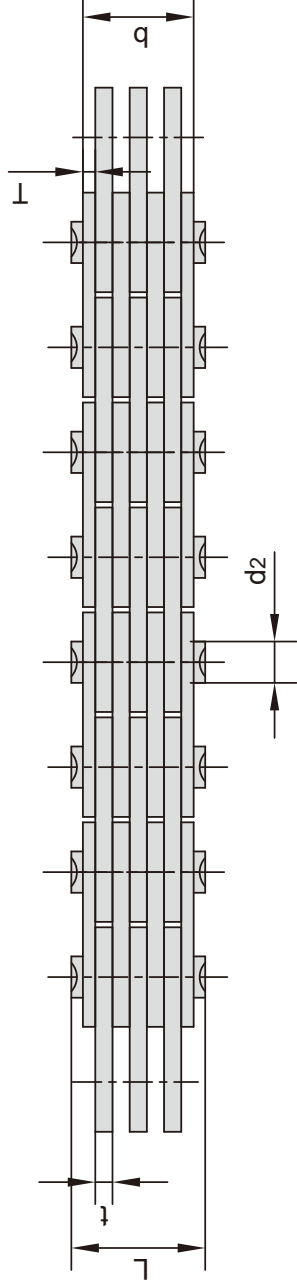
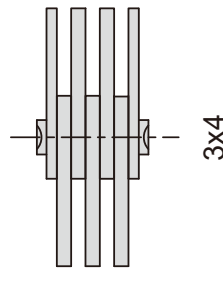
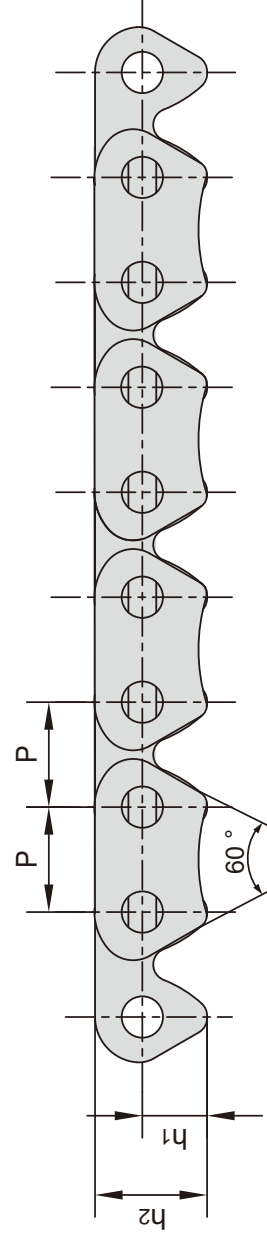
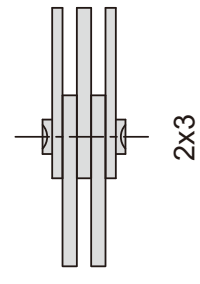
* Straight side plates

摩托车链 Motorcycle chains

发动机静音链
Engine silent chains

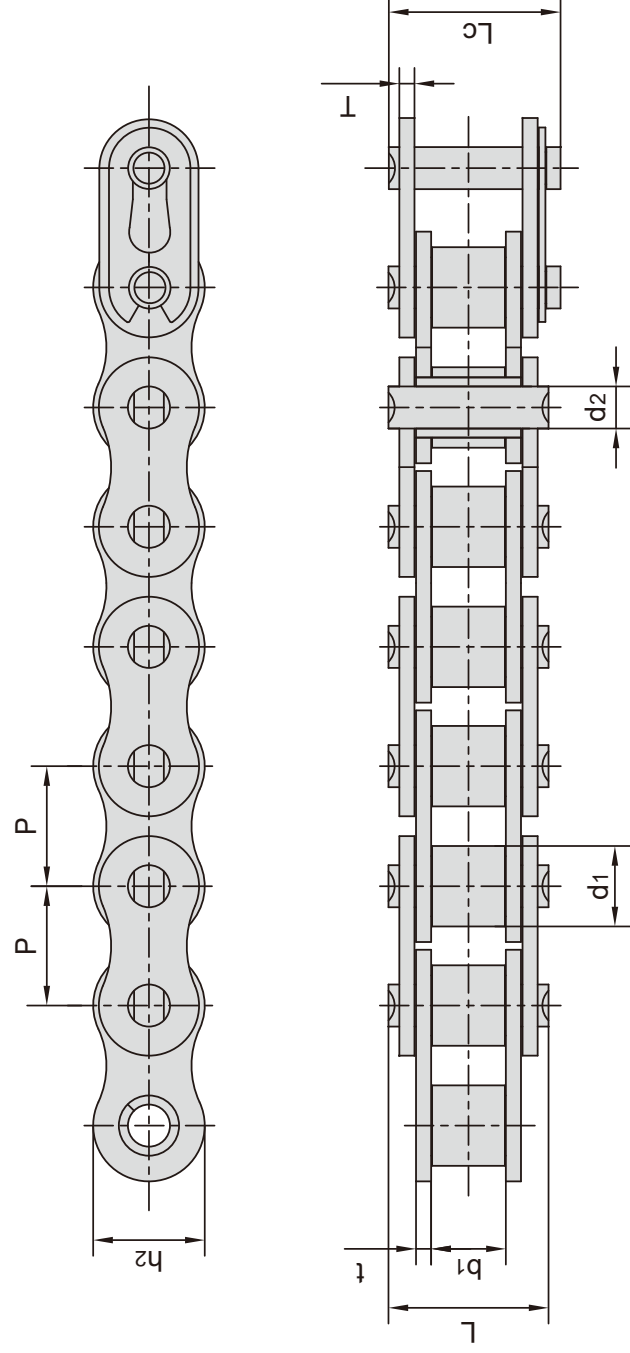


链板组合
Plates lacing



| 节距 Pitch | 链宽 Chain width | 销轴直径 Pin diameter | 销轴长度 Pin length | 孔中心到齿尖 距离 Distance from hole center to tooth | 链板高度 Plate depth | 链板厚度 Plate thickness | 导向形式 Guide type | 片数 Number of plates | 抗拉强度 Tensile strength | 平均抗拉强度 Average tensile strength | 每米长重 Weight per meter |
|-------------|-------------------|----------------------|--------------------|--|---------------------|-------------------------|--------------------|------------------------|--------------------------|------------------------------------|--------------------------|
| | | | | | | | | | | | |
| 6.35 | 4.35 | 2.50 | 6.05 | 3.94 | 6.80 | 1.04/0.75 | 外Outside | 5(2×3) | 5.19/1179 | 5.4 | 0.22 |
| 6.35 | 6.35 | 2.50 | 8.20 | 3.90 | 6.72 | 1.04/0.75 | 外Outside | 7(3×4) | 8.82/2004 | 9.2 | 0.28 |
| 6.35 | 9.40 | 2.50 | 10.90 | 3.90 | 6.72 | 1.04 | 外Outside | 9(4×5) | 11.76/2672 | 12.3 | 0.35 |

摩托车链 Motorcycle chains

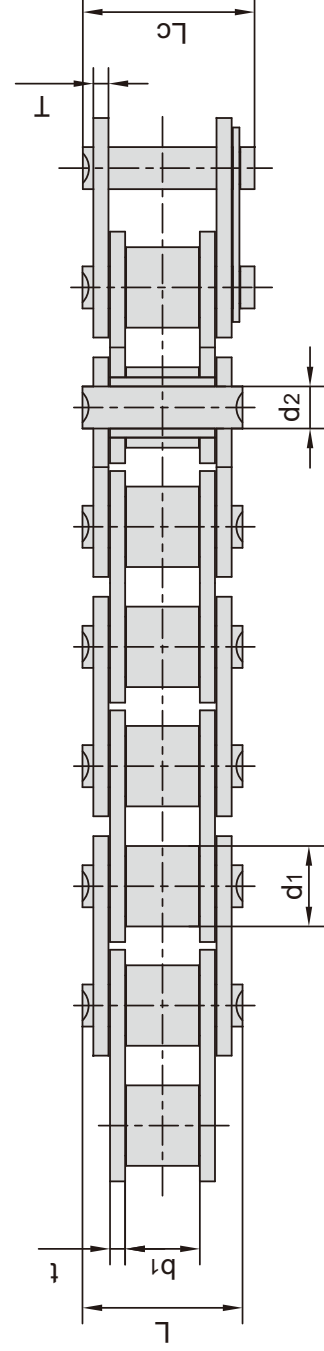
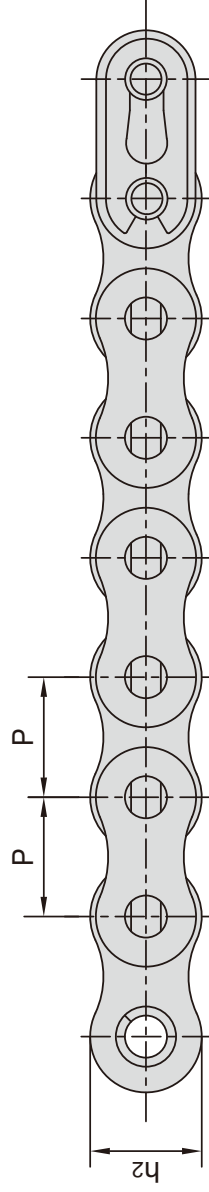


| ISO链号 ISO Chain No. | 东华链号 Donghua Chain No. | 节距 Pitch P mm | 滚子直径 Roller diameter d1 max mm | 内节内宽 Width between inner plates b1 min mm | 销轴直径 Pin diameter d2 max mm | | 销轴长度 Pin length L max mm | | 内链板高度 Inner plate depth h2 max mm | 链板厚度 Plate thickness t/T max mm | 抗拉强度 Tensile strength Q min kN/lbf | 平均抗拉强度 Average tensile strength Q0 kN | 每米重量 Weight per meter q kg/m |
|------------------------------|------------------------------|------------------------|---|---|--|-----------------|---|-------|---|--|---|--|---|
| | | | | | L max mm | Lc max mm | | | | | | | |
| - | *T3F | 9.525 | 6.00 | 9.50 | 4.50 | 18.60 | 20.00 | 9.30 | 1.85/1.50 | 11.80/2653 | 13.6 | 0.61 | |
| 420 | 420 | 12.700 | 7.77 | 6.25 | 3.96 | 14.70 | 16.10 | 12.00 | 1.50 | 16.00/3597 | 17.6 | 0.55 | |
| - | 420F3 | 12.700 | 7.77 | 6.40 | 3.97 | 15.00 | 16.60 | 11.80 | 1.60/1.45 | 16.00/3597 | 17.6 | 0.64 | |
| - | 420HF1 | 12.700 | 7.77 | 6.25 | 3.96 | 17.00 | 18.40 | 12.00 | 2.03 | 16.00/3597 | 17.6 | 0.76 | |
| - | 420HT | 12.700 | 7.77 | 6.25 | 3.96 | 17.00 | - | 12.00 | 2.03 | 21.40/4811 | 23.5 | 0.76 | |
| 428 | 428 | 12.700 | 8.51 | 7.75 | 4.45 | 16.70 | 18.20 | 11.80 | 1.60 | 17.80/4002 | 19.6 | 0.70 | |
| - | 428F1 | 12.700 | 8.51 | 7.94 | 4.50 | 16.70 | 18.05 | 11.80 | 1.60 | 17.15/3855 | 19.4 | 0.71 | |
| - | 428DS | 12.700 | 8.51 | 7.94 | 4.45 | 17.90 | 19.30 | 12.00 | 1.85 | 18.62/4186 | 21.0 | 0.76 | |
| 428MH | 428H | 12.700 | 8.51 | 7.85 | 4.45 | 18.80 | 19.90 | 11.80 | 2.03 | 20.60/4631 | 23.4 | 0.79 | |
| - | 428HF1 | 12.700 | 8.51 | 7.85 | 4.45 | 17.90 | 19.00 | 11.80 | 1.80 | 19.50/4384 | 20.7 | 0.74 | |
| - | 428HSH | 12.700 | 8.51 | 7.75 | 4.45 | 20.00 | - | 12.00 | 2.42 | 27.00/6070 | 29.4 | 0.89 | |
| - | 428HF4 | 12.700 | 8.51 | 7.94 | 4.50 | 18.90 | 20.10 | 11.80 | 2.03 | 20.50/4609 | 23.4 | 0.82 | |
| - | 428HD | 12.700 | 8.51 | 7.85 | 4.45 | 18.80 | 19.90 | 11.80 | 2.03 | 20.60/4631 | 23.4 | 0.85 | |
| - | 428F3 | 12.700 | 8.51 | 7.85 | 4.45 | 16.70 | 18.20 | 11.70 | 1.60 | 17.80/4002 | 19.6 | 0.77 | |
| - | 428F4 | 12.700 | 8.51 | 7.85 | 4.45 | 16.70 | 18.20 | 11.80 | 1.60 | 17.80/4002 | 19.6 | 0.72 | |

*套筒链:表中滚子直径d1为套筒直径.

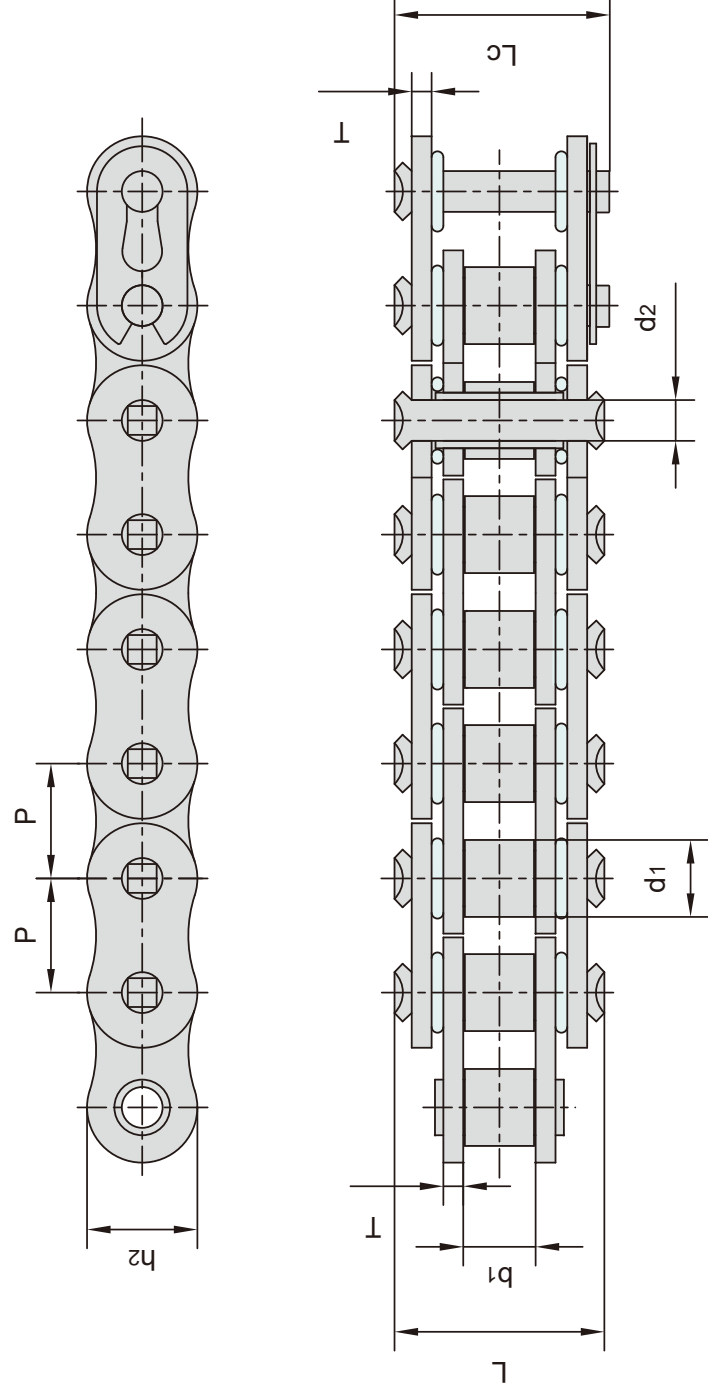
*Bush chain:d1 in the table indicates the external diameter of the bush.

摩托车链 Motorcycle chains



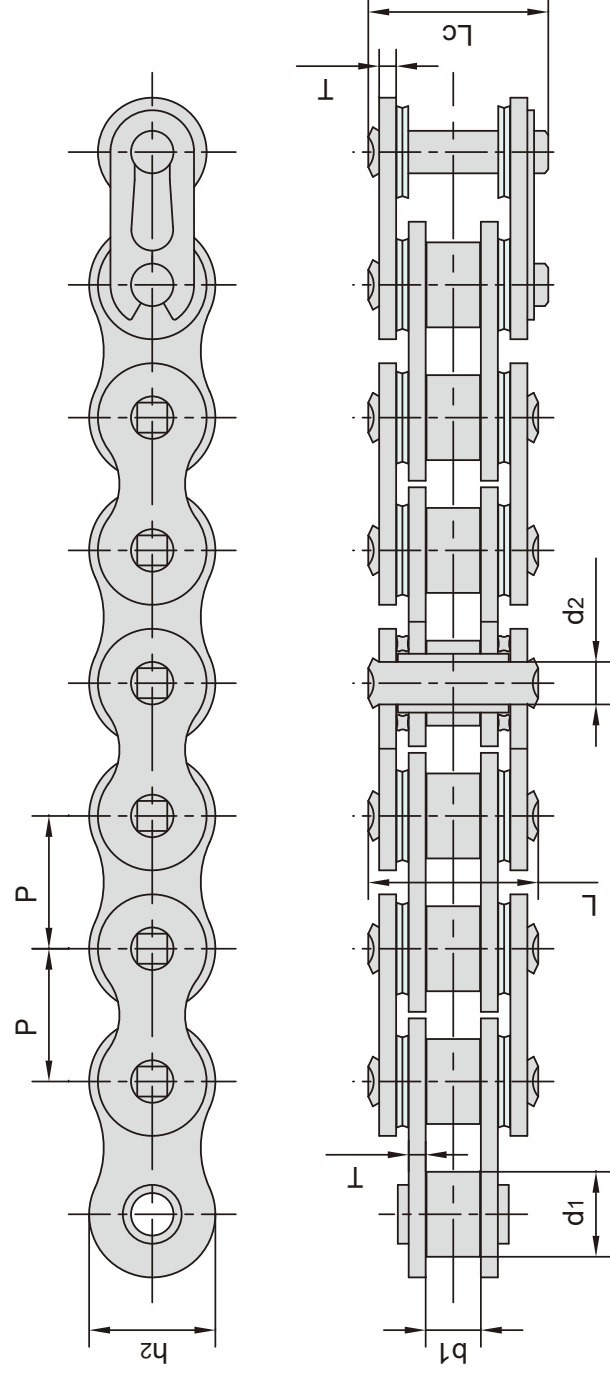
| ISO链号 ISO Chain No. | 东华链号 Donghua Chain No. | 节距 Pitch | 滚子直径 Roller diameter | 内节内宽 Width between inner plates | 销轴直径 Pin diameter | | 销轴长度 Pin length | | 内链板高度 Inner plate depth | 链板厚度 Plate thickness | 抗拉强度 Tensile strength | 平均抗拉强度 Average tensile strength | 每米长重 Weight per meter |
|------------------------|---------------------------|-------------|-------------------------|------------------------------------|----------------------|--------|--------------------|-------|----------------------------|-------------------------|--------------------------|------------------------------------|--------------------------|
| | | | | | d1 max | b1 min | d2 max | L max | | | | | |
| 520 | 520 | 15.875 | 10.16 | 6.25 | 5.08 | 17.50 | 19.00 | 15.09 | 2.03 | 26.50/5957 | 29.7 | 0.89 | |
| - | 520F2 | 15.875 | 10.16 | 6.35 | 5.24 | 17.50 | 19.05 | 15.09 | 2.03 | 26.50/5957 | 29.7 | 0.97 | |
| - | 520F3 | 15.875 | 10.16 | 6.48 | 5.08 | 17.50 | 19.00 | 15.09 | 2.03 | 26.50/5957 | 29.7 | 0.89 | |
| 520MH | 520MH | 15.875 | 10.22 | 6.25 | 5.25 | 19.00 | 21.20 | 15.30 | 2.20 | 30.50/6857 | 33.6 | - | |
| - | 520HD | 15.875 | 10.16 | 6.35 | 5.34 | 18.60 | 20.00 | 15.09 | 2.20 | 35.00/7868 | 38.5 | 1.04 | |
| 525 | 525 | 15.875 | 10.16 | 7.95 | 5.08 | 19.30 | 20.70 | 15.09 | 2.03 | 26.50/5957 | 29.7 | 1.06 | |
| 525MH | 525MH | 15.875 | 10.22 | 7.85 | 5.25 | 21.20 | 23.20 | 15.30 | 2.20 | 30.50/6857 | 33.6 | - | |
| - | 525HF1 | 15.875 | 10.16 | 7.95 | 5.08 | 20.90 | 22.30 | 15.09 | 2.42 | 26.50/5957 | 29.7 | 1.20 | |
| 530 | 530 | 15.875 | 10.16 | 9.40 | 5.08 | 20.70 | 22.20 | 15.09 | 2.03 | 26.50/5957 | 29.7 | 1.06 | |
| - | 530SH | 15.875 | 10.16 | 9.40 | 5.08 | 22.10 | - | 15.09 | 2.42 | 32.80/7374 | 33.5 | 1.24 | |
| - | 520F12 | 15.875 | 10.16 | 6.25 | 5.25 | 17.60 | - | 15.00 | 2.03 | 29.43/6615 | 32.3 | 0.98 | |
| - | 520HF7 | 15.875 | 10.22 | 7.80 | 5.30 | 21.35 | - | 15.30 | 2.8/2.42 | 40.00/8992 | 44.0 | 1.43 | |
| 630 | 630 | 19.050 | 11.91 | 9.40 | 5.94 | 23.00 | 24.80 | 18.00 | 2.42 | 35.30/7936 | 38.8 | - | |

O形密封圈摩托车链 O-Ring motorcycle chains



| 东华链号 Donghua Chain No. | 节距 Pitch | 滚子直径 Roller diameter | 内节内宽 Width between inner plates | 销轴直径 Pin diameter | 销轴长度 Pin length | | 内链板高度 Inner plate depth | 链板厚度 Plate thickness | 抗拉强度 Tensile strength | 平均抗拉强度 Average tensile strength | 每米长重 Weight per meter |
|------------------------------|-------------|----------------------------|--|-------------------------|-----------------------|-----------------|----------------------------------|----------------------------|-----------------------------|--|--------------------------------|
| | P mm | d1 max mm | b1 min mm | d2 max mm | L max mm | Lc max mm | h2 max mm | T max mm | Q min kN/lbf | Q0 kN | q kg/m |
| 420 OR | 12.700 | 7.77 | 6.25 | 3.96 | 16.65 | 17.95 | 12.00 | 1.50 | 16.0/3599 | 17.00 | 0.62 |
| 420H OR | 12.700 | 7.77 | 6.25 | 3.96 | 18.80 | 20.10 | 12.00 | 2.03 | 16.0/3599 | 17.00 | 0.74 |
| 428HVS | 12.700 | 8.51 | 7.94 | 4.45 | 21.70 | 22.70 | 12.30 | 2.03 | 22.0/4946 | 23.00 | 0.85 |
| 50LD | 15.875 | 10.16 | 9.53 | 5.08 | 23.40 | 24.60 | 15.09 | 2.03 | 22.2/5045 | 26.50 | 1.12 |
| 520 OR | 15.875 | 10.16 | 6.70 | 5.30 | 21.20 | 22.30 | 15.09 | 2.20 | 32.0/7200 | 34.00 | 1.11 |
| 520F1 OR | 15.875 | 10.16 | 6.25 | 5.30 | 21.20 | 22.30 | 15.09 | 2.20 | 32.0/7200 | 34.00 | 1.09 |
| 520F2 OR | 15.875 | 10.16 | 9.65 | 5.30 | 24.10 | 25.50 | 15.09 | 2.20 | 32.0/7200 | 34.00 | 1.21 |
| 520V6 | 15.875 | 10.16 | 6.25 | 5.08 | 19.80 | 21.30 | 15.09 | 2.03 | 22.2/5045 | 26.50 | 0.96 |
| 520H OR | 15.875 | 10.16 | 6.25 | 5.24 | 21.52 | 22.92 | 15.09 | 2.42 | 26.5/6022 | 29.60 | 1.26 |
| 525 OR | 15.875 | 10.16 | 7.95 | 5.30 | 21.50 | 22.90 | 15.09 | 2.03 | 26.5/6022 | 29.60 | 1.30 |
| 525F1 OR | 15.875 | 10.16 | 7.95 | 5.30 | 23.10 | 24.00 | 15.09 | 2.20 | 32.0/7200 | 34.00 | 1.16 |
| 520F14 OR | 15.875 | 10.20 | 6.25 | 5.09 | 19.90 | - | 14.90 | 1.80 | 28.4/6391 | 30.60 | 0.92 |
| 525H OR | 15.875 | 10.16 | 7.95 | 5.30 | 23.10 | 24.50 | 15.09 | 2.42 | 26.5/6022 | 29.60 | 1.44 |
| 530H OR | 15.875 | 10.16 | 9.53 | 5.24 | 24.80 | 26.20 | 15.09 | 2.42 | 29.0/6524 | 30.00 | 1.39 |
| 630F1 OR | 19.050 | 11.91 | 9.53 | 5.94 | 25.50 | 27.30 | 18.00 | 2.42 | 31.8/7149 | 35.00 | 1.50 |

X形密封圈摩托车链 X-Ring motorcycle chains



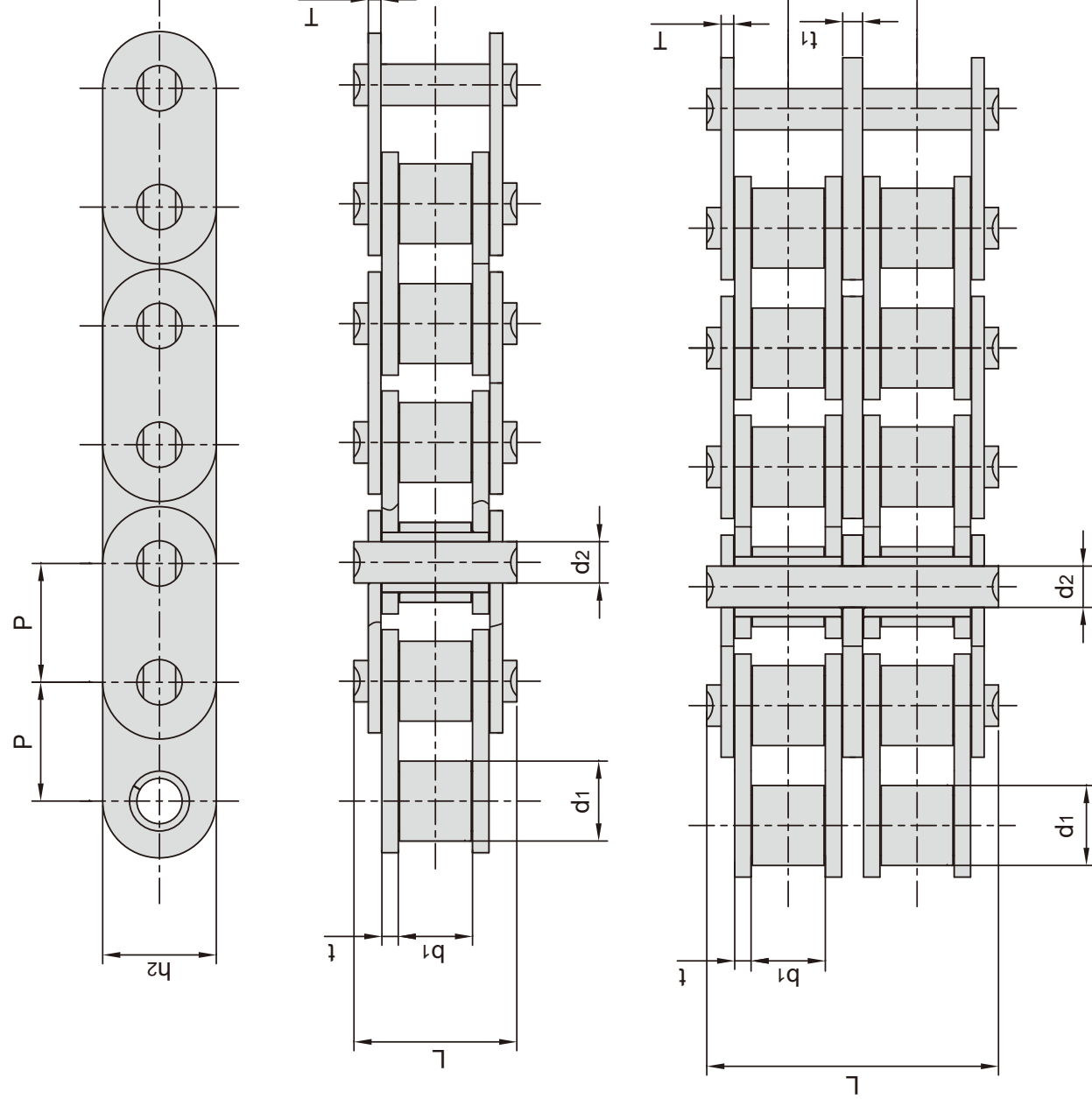
| 东华链号 Donghua Chain No. | 节距 Pitch | | 滚子直径 Roller diameter | 内节内宽 Width between inner plates | 销轴直径 Pin diameter | 销轴长度 Pin length | | 内链板高度 Inner plate depth | 链板厚度 Plate thickness | 抗拉强度 Tensile strength | 平均抗拉强度 Average tensile strength | 每米重量 Weight per meter |
|------------------------------|-------------|----|----------------------------|--|-------------------------|-----------------------|-----------------|----------------------------------|----------------------------|-----------------------------|--|--------------------------------|
| | P | mm | d1 max mm | b1 min mm | d2 max mm | L max mm | Lc max mm | h2 max mm | T max mm | Q min kN/lbf | Q0 kN | q kg/m |
| 520 XR | 15.875 | | 10.20 | 6.25 | 5.09 | 20.10 | 21.10 | 15.09 | 2.03 | 28.00/6294 | 29.4 | 1.00 |
| 520F9 XR | 15.875 | | 10.30 | 6.25 | 5.39 | 20.10 | - | 15.00 | 2.03 | 33.83/7605 | 35.5 | 1.00 |
| 520H XR | 15.875 | | 10.16 | 6.25 | 5.24 | 21.52 | 22.92 | 15.09 | 2.42 | 30.00/6744 | 31.5 | 1.28 |
| 525 XR | 15.875 | | 10.20 | 7.85 | 5.09 | 21.70 | 22.70 | 15.09 | 2.03 | 26.50/5957 | 27.8 | 1.07 |
| 525H XR | 15.875 | | 10.16 | 7.95 | 5.30 | 23.10 | 24.50 | 15.09 | 2.42 | 26.50/5957 | 27.8 | 1.44 |
| 525SH XR | 15.875 | | 10.30 | 7.85 | 5.39 | 23.26 | - | 15.00 | 2.42 | 38.25/8599 | 40.2 | 1.20 |
| 530H XR | 15.875 | | 10.16 | 9.53 | 5.24 | 24.80 | 26.20 | 15.09 | 2.42 | 29.00/6519 | 30.5 | 1.39 |
| 530SH XR | 15.875 | | 10.30 | 9.40 | 5.39 | 24.91 | - | 15.00 | 2.42 | 38.25/8599 | 40.2 | 1.27 |

汽车发动机正时滚子链

Timing roller chains for automobile engine

发动机正时滚子链主要用于汽车发动机正时系统、机油泵、平衡轴和共轨泵驱动系统，是发动机的关键零部件。具备较高的强度、耐久性能。

Roller chain for engine timing is mainly used for automobile engine timing system, oil pump, balance shaft and common rail pump drive system etc.. This chain is the key engine component with high strength and durability.



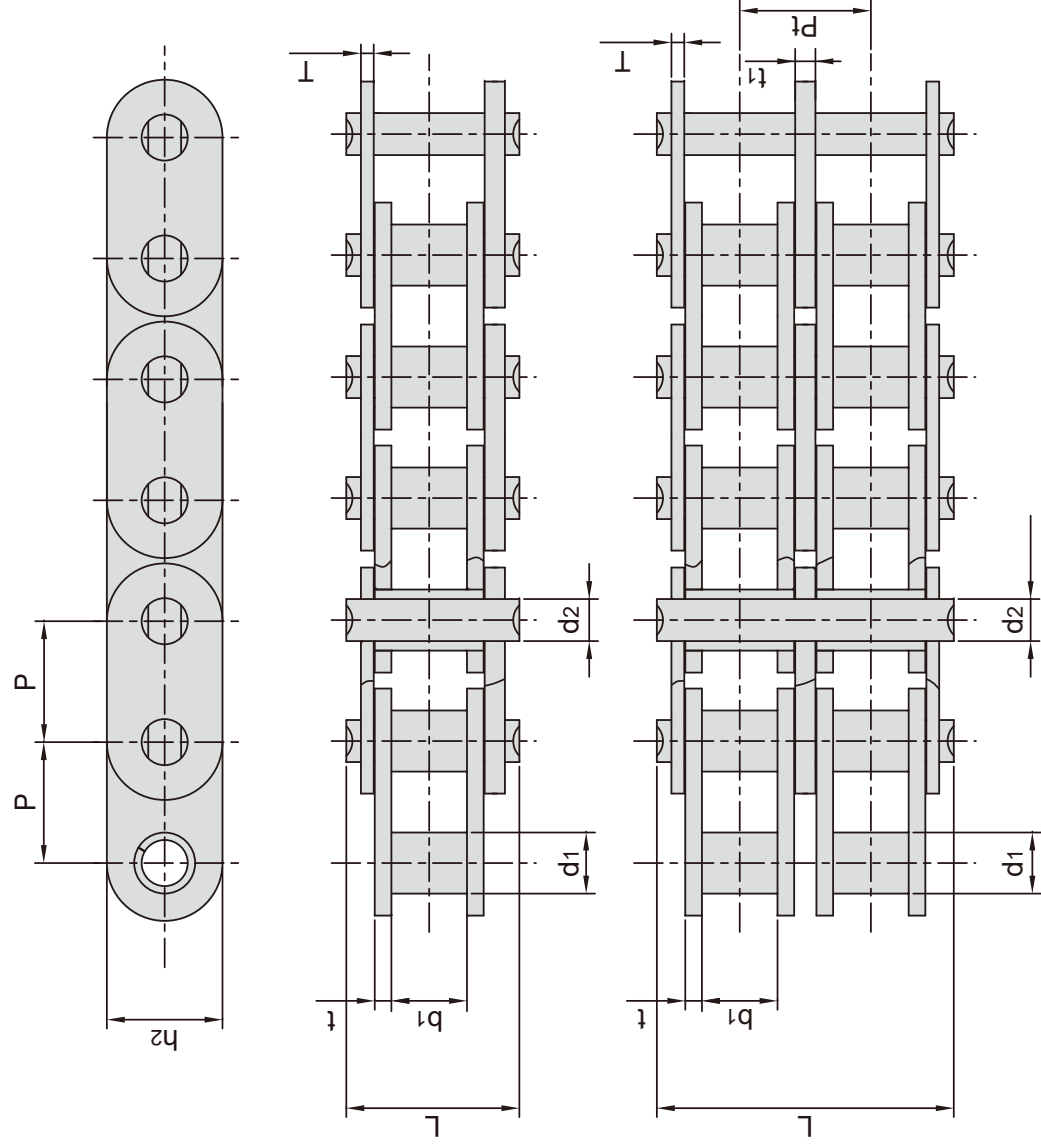
| 节距 Pitch | 滚子直径 Roller diameter | 内节内宽 Width between inner plates | 销轴直径 Pin diameter | 销轴长度 Pin length | 内链板高度 Inner plate depth | 链板厚度 Plate thickness | | 排距 Transverse pitch | 抗拉强度 Tensile strength | 每米重量 Weight per meter |
|-------------|-------------------------|------------------------------------|----------------------|--------------------|----------------------------|-------------------------|-------|------------------------|--------------------------|--------------------------|
| | | | | | | t/t1 max | T max | | | |
| P | d1 max | b1 min | d2 max | L max | h2 max | t/t1 max | T max | Pt | Q min | q |
| 8.000 | 5.65 | 4.60 | 3.05 | 12.15 | 7.65 | 1.3 | 1.20 | - | 8.5/1912 | 0.41 |
| 9.525 | 6.35 | 5.75 | 3.28 | 12.50 | 8.20 | 1.3 | 1.04 | - | 9.0/2025 | 0.38 |
| 9.525 | 6.35 | 5.75 | 3.28 | 22.90 | 8.20 | 1.3/1.6 | 1.04 | 10.24 | 16.9/3802 | 0.67 |
| 9.525 | 6.35 | 5.72 | 3.28 | 25.10 | 8.20 | 1.6 | 1.20 | 11.40 | 17.8/4005 | 0.86 |

汽车发动机正时套筒链

Timing bush chains for automobile engine

发动机正时套筒链主要用于柴油发动机正时系统、平衡轴系统，套筒链与滚子链相比，结构简单，具备较高的耐磨性能。

Bush chain for engine timing is mainly used for diesel engine timing system and the balance shaft system etc.. Compared with the roller chain, it has simpler structure and higher wear resistance.



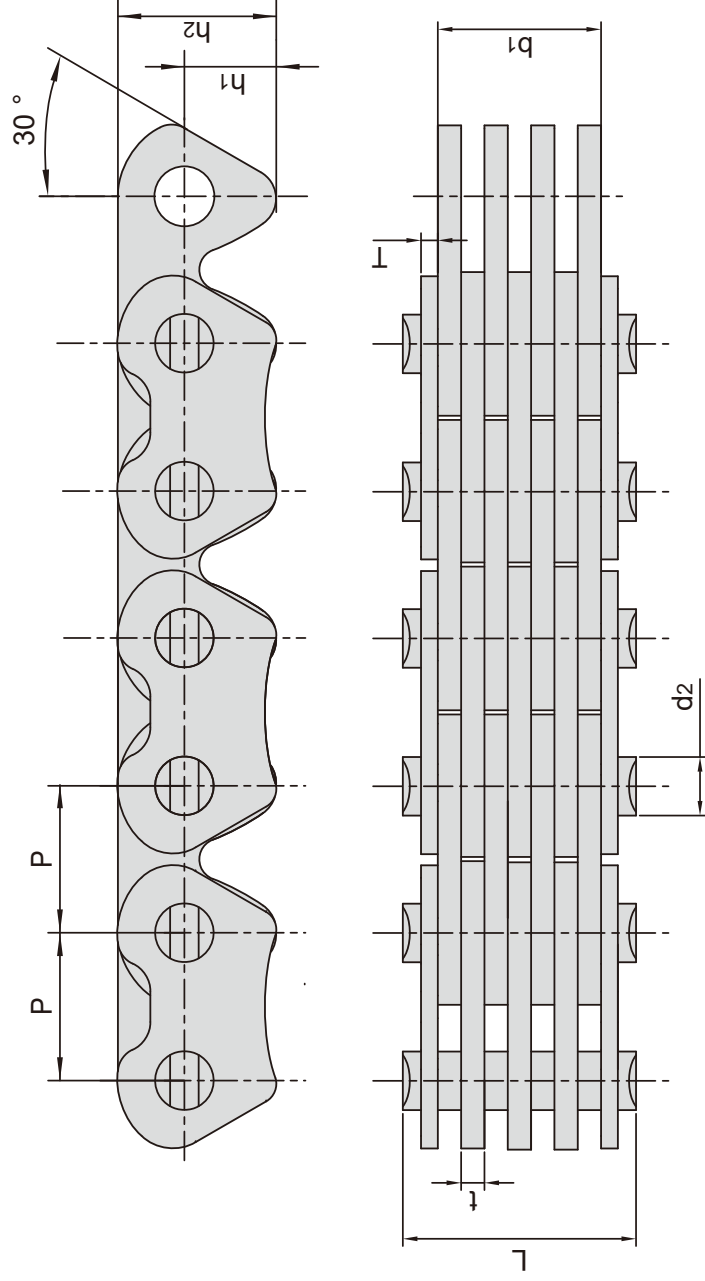
| 东华链号 Donghua Chain No. | 节距 Pitch | 套筒直径 Bush diameter | 内节内宽 Width between inner plates | 销轴直径 Pin diameter | 销轴长度 Pin length | 内链板高度 Inner plate depth | 链板厚度 Plate thickness | | 排距 Transverse pitch | 抗拉强度 Tensile strength | 每米重量 Weight per meter |
|------------------------------|-------------|--------------------------|--|-------------------------------|-----------------------|----------------------------------|----------------------------|----------|---------------------------|-----------------------------|--------------------------------|
| | | | | | | | t/t ₁ max | T max | | | |
| P7 | 7.000 | 4.00 | 3.50 | d ₂ max 2.70 | L max 9.60 | h ₂ max 6.8 | 1.15 | 1.00 | Pt - | Q min 6.9/1551 | q 0.31 |
| P7F1 | 7.000 | 4.00 | 3.40 | 2.70 | 9.80 | 6.8 | 1.20 | 1.20 | - | 6.9/1551 | 0.33 |
| 05C | 8.000 | 5.00 | 4.76 | 3.15 | 11.80 | 7.6 | 1.30 | 1.00 | - | 8.5/1932 | 0.35 |
| 06D | 9.525 | 6.35 | 3.80 | 4.45 | 10.70 | 9.6 | 1.35 | 1.04 | - | 9.0/2024 | 0.41 |
| 06DTF1 | 9.525 | 6.35 | 5.72 | 4.45 | 14.25 | 9.6 | 1.80 | 1.30 | - | 14.5/3259 | 0.57 |
| 06DTF2 | 9.525 | 6.35 | 5.72 | 4.45 | 14.55 | 9.6 | 1.75 | 1.40 | - | 14.5/3259 | 0.60 |
| 06DF2-2 | 9.525 | 6.35 | 3.80 | 4.46 | 18.80 | 9.6 | 1.35/1.40 | 1.04 | 8.30 | 16.2/3641 | 0.76 |
| 06DF3-2 | 9.525 | 6.35 | 4.40 | 4.46 | 21.70 | 9.6 | 1.50 | 1.30 | 9.70 | 18.7/4203 | 0.86 |

汽车发动机正时静音链

Timing silent chains for automobile engine

发动机正时静音链主要用于汽车发动机正时系统，是发动机关键零部件，具有较高的强度、耐久性和静音性等优良性能。

Silent chain for engine timing is mainly used for automobile engine timing system. The chain is the key engine component with excellent performances such as high strength, durability and silencing and so on.




| 东华链号 Donghua Chain No. | 节距 Pitch P mm | 链宽 Chain width b1 min mm | 销轴直径 Pin diameter d2 max mm | 销轴长度 Pin length L max mm | 链板高度 Plate depth h2 max mm | | 链板厚度 Plate thickness t max mm | | T max mm | 导向型式 Guide form | 片数 Number of plate n | 抗拉强度 Tensile strength Q min kN/lbf | 每米重量 Weight per meter q kg/m |
|------------------------------|------------------------|---|--|---|---|------|--|------|----------------|-----------------------|----------------------------------|---|---|
| | | | | | 1.04/1.4 | 7.13 | 1.04/1.4 | 1.04 | | | | | |
| CL04DF3 | 6.35 | 7.80 | 2.70 | 11.20 | 7.13 | 1.04 | 1.04 | 1.04 | (外)Outside | 8(4 × 4) | 10.0/2250 | 0.38 | |
| | 6.35 | 8.86 | 2.70 | 12.30 | 7.13 | 1.04 | 1.04 | 1.04 | (外)Outside | 9(4 × 5) | 12.5/2813 | 0.41 | |
| CL04DF10 | 6.35 | 8.60 | 2.72 | 12.70 | 7.13 | 1.2 | 1.20 | 1.20 | (外)Outside | 9(5 × 4) | 12.0/2700 | 0.41 | |
| CL05D | 8.00 | 6.50 | 2.92 | 10.48 | 9.59 | 1.3 | 1.04 | 1.04 | (外)Outside | 7(3 × 4) | 12.0/2700 | 0.46 | |
| | 8.00 | 7.80 | 2.92 | 11.78 | 9.59 | 1.3 | 1.04 | 1.04 | (外)Outside | 8(4 × 4) | 16.0/3600 | 0.52 | |
| CL05V | 8.00 | 7.70 | 3.15 | 11.80 | 9.59 | 1.3 | 1.00 | 1.00 | (外)Outside | 8(4 × 4) | 12.0/2700 | 0.48 | |

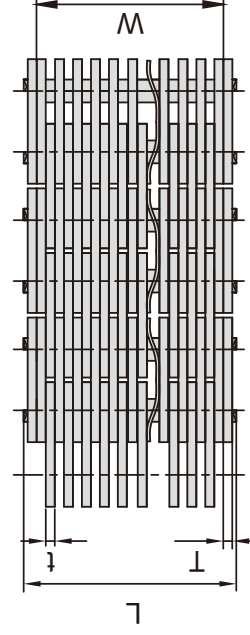
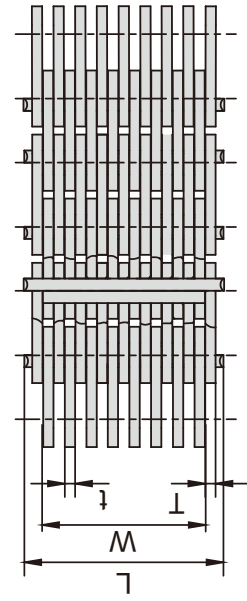
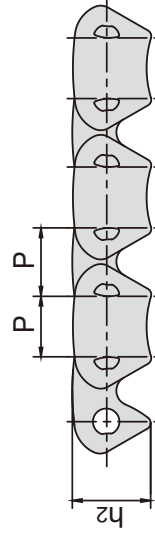
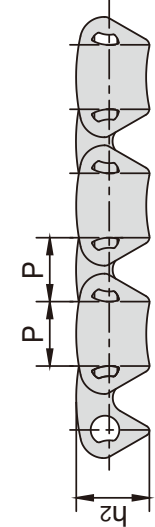
滚销式静音链 Rocker joint type silent chains

滚销式静音链主要用于四轮驱动分动箱和变速箱驱动系统，是驱动系统的核心部件。滚销式静音链设计采用了特殊的双滚销啮合理论，其结构不同于普通的圆销式静音链，达到降低多边形效应和噪声，具备高强度、高耐磨和传递大扭矩等多种工况使用的优越性能。

Rocker joint type silent chain is mainly used for four-wheel drive transfer case and gearbox drive system, which is the core component of the drive system. Special rocker joint pin dual-meshing design makes its structure different from the ordinary round pin type silent chain and thus reducing the polygon effect and noise effectively. This chain has superior performances such as high strength, high wear resistance and transmission of high torque in many conditions etc..



滚销式静音链
Rocker joint type
silent chains




| 东华链号 Donghua Chain No. | 节距 Pitch | 链宽 Width Between Guides | 销轴长度 Pin length | 链板高度 Plate depth | 链板厚度 Plate thickness | | 导向型式 Guide type | 片数 Number of plate | 抗拉强度 Tensile strength | 每米长重 Weight per meter |
|------------------------------|-------------|----------------------------------|-----------------------|------------------------|----------------------------|------|-----------------------|--------------------------|-----------------------------|--------------------------------|
| | | | | | t | T | | | | |
| HV3F3 | 9.525 | 18.24 | 22.20 | 10.90 | 1.54 | 1.54 | (外)Outside | 13(6 × 7) | 36.0/8093 | 1.16 |
| | 9.525 | 31.70 | 36.50 | 10.90 | 1.54 | 1.54 | (外)Outside | 21(10 × 11) | 45.0/10116 | 1.79 |
| | 9.525 | 20.30 | 25.90 | 10.90 | 1.54 | 1.54 | (外)Outside | 15(7 × 8) | 31.0/6969 | 1.29 |
| | 9.525 | 24.58 | 29.80 | 11.90 | 1.54 | 1.54 | (外)Outside | 17(8 × 9) | 48.0/10790 | 1.60 |
| HV3.5 | 11.113 | 24.80 | 30.00 | 14.27 | 1.54 | 1.20 | (外)Outside | 17(8 × 9) | 58.0/13038 | 2.13 |
| | 11.113 | 28.00 | 32.70 | 14.27 | 1.54 | 1.20 | (外)Outside | 19(9 × 10) | 65.0/14612 | 2.38 |
| | 11.113 | 31.20 | 36.00 | 14.27 | 1.54 | 1.20 | (外)Outside | 21(10 × 11) | 72.0/16186 | 2.53 |
| SC180 | 11.113 | 31.40 | 36.33 | 13.52 | 1.55 | 1.55 | (外)Outside | 21(9 × 12) | 72.0/16186 | 2.37 |
| | 11.113 | 37.80 | 42.72 | 13.52 | 1.55 | 1.55 | (外)Outside | 25(11 × 14) | 88.0/19782 | 2.88 |
| | 11.113 | 40.90 | 46.60 | 13.52 | 1.55 | 1.55 | (外)Outside | 27(12 × 15) | 96.0/21581 | 1.09 |
| HV4F1 - 10X11W | 12.700 | 32.90 | 38.20 | 14.50 | 1.54 | 1.54 | (外)Outside | 21(10 × 11) | 47.3/10633 | 2.20 |
| HV4F1 - 16X17N | 12.700 | 52.40 | 57.00 | 14.50 | 1.54 | 2.00 | (内)Inside | 33(16 × 17) | 86.0/19333 | 3.50 |
| HV6 | 19.050 | 72.30 | 81.30 | 20.89 | 2.00 | 2.00 | (外)Outside | 35(17 × 18) | 174.0/39115 | 7.40 |
| | 19.050 | 101.90 | 108.90 | 20.89 | 2.00 | 2.00 | (内)Inside | 49(24 × 25) | 174.0/39115 | 10.12 |
| HV6D | 19.050 | 38.50 | 50.30 | 27.00 | 2.00 | 2.00 | (外)Outside | 21(10 × 11) | 104.0/23379 | 4.52 |
| HV8 | 25.400 | 140.30 | 158.80 | 27.74 | 3.10 | 3.10 | (外)Outside | 47(23 × 24) | 534.0/120043 | 20.46 |
| HV8D | 25.400 | 102.00 | 110.00 | 36.00 | 3.00 | 3.00 | (内)Inside | 34(16 × 18) | 385.0/86548 | 14.40 |

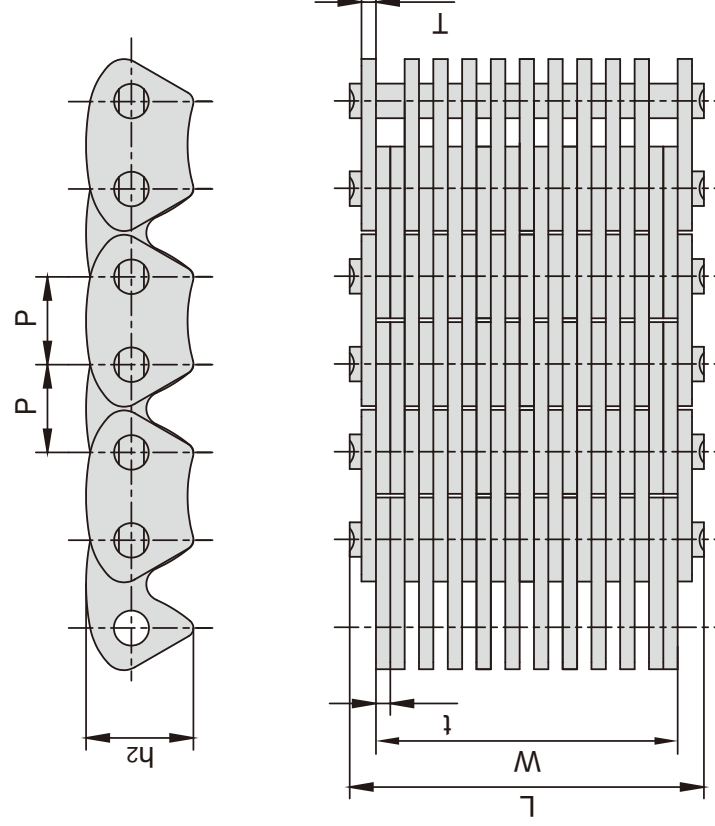
圆销式静音链 Round pin type silent chains

圆销式静音链主要用于分动箱和变速箱动力总成驱动系统，是驱动系统的核心部件。链条采用优质钢材，链板采取等温淬火，能适应高强度、高耐磨、低噪声、大扭矩等多种工况。

Round pin type silent chain is mainly used for transfer case and gearbox assembly drive system, which is the core component of the drive system. The chain is made from superior quality steel and the plates of which are austempered, which is especially suitable for various conditions such as high strength, high wear resistance, low noise and big torque etc..



圆销式静音链
Round pin type
silent chains




| 东华链号 Donghua Chain No. | 节距 Pitch | 链宽 Chain width | 销轴长度 Pin length | 链板高度 Plate depth | 链板厚度 Plate thickness | | 导向型式 Guide form | 片数 Number of plate | 抗拉强度 Tensile strength | 每米重量 Weight per meter |
|------------------------------|-------------|----------------------|-----------------------|------------------------|----------------------------|----------------|-----------------------|--------------------------|-----------------------------|--------------------------------|
| | | | | | t max mm | T max mm | | | | |
| CL06 | 9.525 | 17.00 | 22.70 | 11.57 | 1.54 | 1.54 | (外)Outside | 13(6 × 7) | 37/8318 | 1.28 |
| CL06D | 9.525 | 32.80 | 38.20 | 11.57 | 1.55 | 1.55 | (外)Outside | 23(12 × 11) | 73/16410 | 2.23 |
| | | | | | | 1.55 | (外)Outside | 29(14 × 15) | 86/19333 | 2.90 |
| BC1252 | 12.780 | 29.60 | 35.10 | 15.50 | 1.54 | 1.54 | (外)Outside | 21(10 × 11) | 80/17984 | 2.66 |
| | | | | | | 1.54 | (外)Outside | 21(11 × 10) | 80/17984 | 2.76 |
| SC1252 | 12.780 | 31.20 | 36.70 | 15.50 | 1.54/1.76 | 1.54 | (外)Outside | 21(11 × 10) | 80/17984 | 2.82 |
| | | | | | | 1.54/1.76 | (外)Outside | 25(13 × 12) | 96/21581 | 3.33 |
| | | | | | | 1.54/1.76 | (外)Outside | 29(15 × 14) | 112/25178 | 3.85 |

汽车发动机链条张紧器

Chain tensioner for automobile engine

我们能提供用于汽车发动机正时系统的各种张紧器，使系统获得最佳匹配。

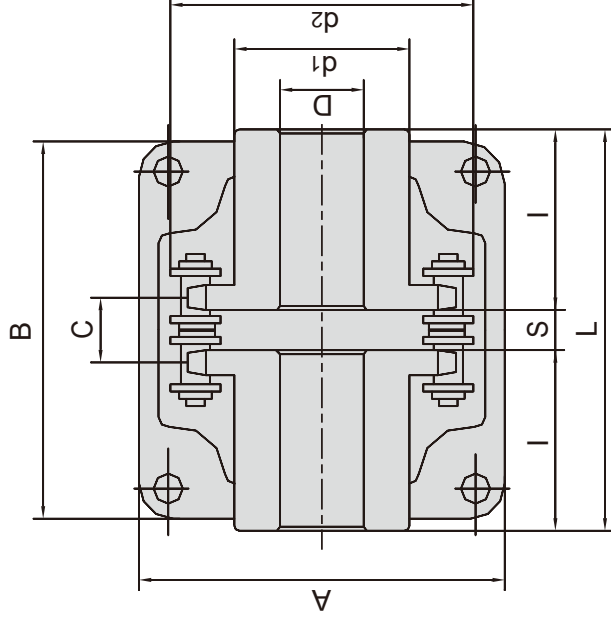
We are able to provide various chain tensioner for the automobile engine timing chain drive system, make the system obtain optimal match.



链条联轴器 Chain couplings

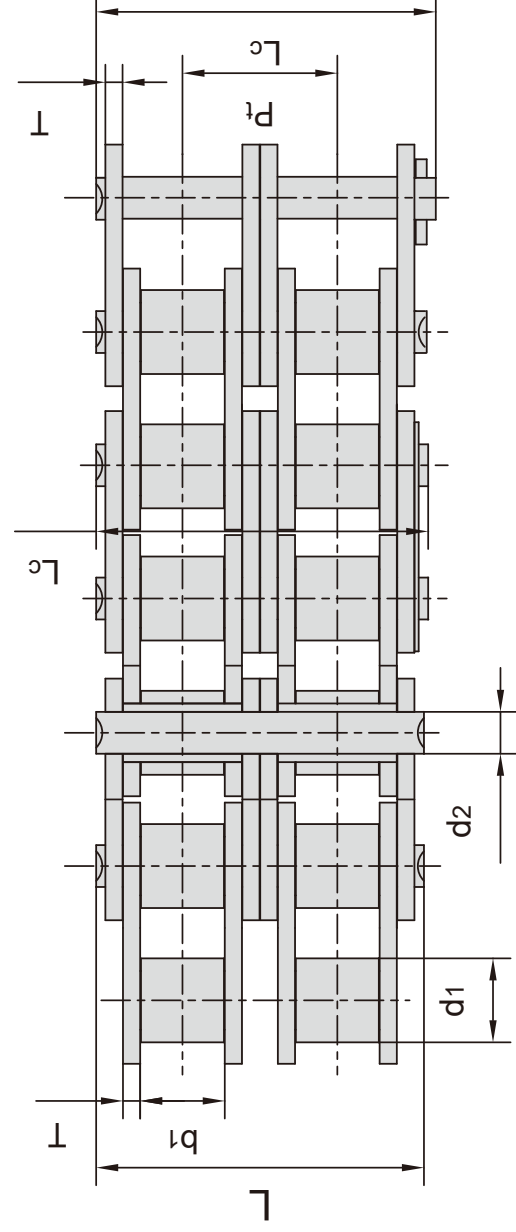
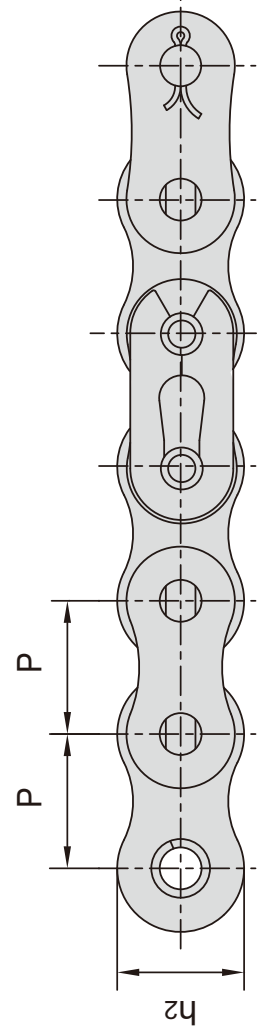
东华链条联轴器，是由一段双排链条和一对联轴器链轮组成，通过链条来联接和拆卸。该类链条联轴器结构紧凑、扭矩传递大、可靠性强、安全、而且外形美观大方、安装简单、易对中。东华链条联轴器适合于很多场合的联接使用。

The Donghua Chain coupling is composed of a duplex roller chain and a pair of coupling sprockets. The function of connection and detachment is done by the joint of chain. It has the characteristic of compact and powerful, excellent durability, safe and smart, simple installation and easy alignment. The Donghua Chain coupling is suitable for a wide range of coupling applications.



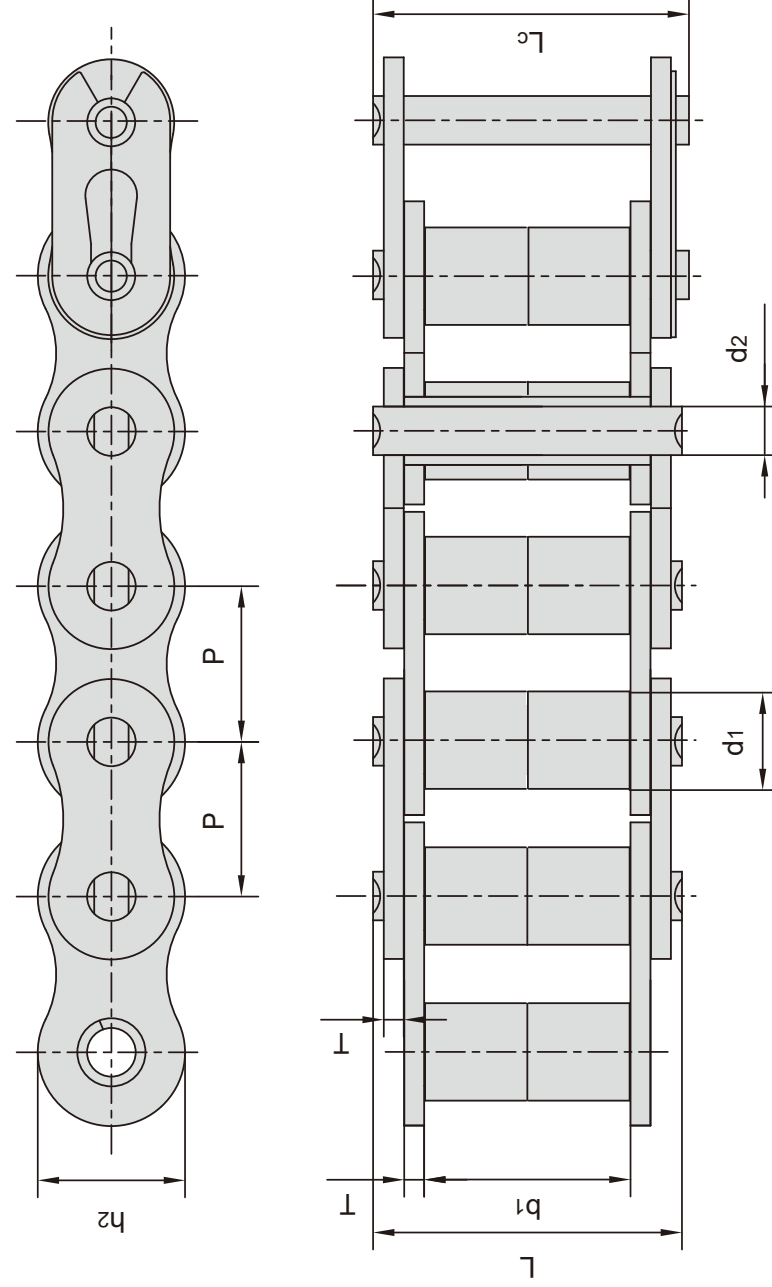
| 链条联轴器 型号 Chain coupling No. | 孔径D Bore Dia | | 尺寸 Dimension | | | | | | 惯量 Inertia ×10 ⁻³ kgf·m ² | 重量 Approx Weight kg | 罩壳 Casing | | |
|--------------------------------------|--------------------|-----------|-----------------|---------|---------|----------|----------|---------|--|----------------------------------|-----------------------|-----|----------------------------------|
| | Min mm | Max mm | L mm | I mm | S mm | d1 mm | d2 mm | C mm | | | 尺寸 Dimension mm | | 重量 Approx Weight kg |
| DH C-3012 | 12 | 16 | 64.8 | 29.8 | 5.2 | 25 | 45 | 10.2 | 0.233 | 0.4 | 69 | 63 | 0.3 |
| DH C-4012 | 12 | 22 | 79.4 | 36.0 | 7.4 | 35 | 61 | 14.4 | 1.020 | 0.8 | 77 | 72 | 0.3 |
| DH C-4014 | 12 | 28 | 79.4 | 36.0 | 7.4 | 43 | 69 | 14.4 | 1.924 | 1.1 | 84 | 75 | 0.4 |
| DH C-4016 | 14 | 32 | 87.4 | 40.0 | 7.4 | 50 | 77 | 14.4 | 3.285 | 1.4 | 92 | 75 | 0.4 |
| DH C-5014 | 16 | 35 | 99.7 | 45.0 | 9.7 | 53 | 86 | 18.1 | 6.010 | 2.2 | 101 | 85 | 0.5 |
| DH C-5016 | 16 | 40 | 99.7 | 45.0 | 9.7 | 60 | 96 | 18.1 | 9.720 | 2.7 | 111 | 85 | 0.6 |
| DH C-5018 | 16 | 45 | 99.7 | 45.0 | 9.7 | 70 | 106 | 18.1 | 15.420 | 3.8 | 122 | 85 | 0.8 |
| DH C-6018 | 20 | 56 | 123.5 | 56.0 | 11.5 | 85 | 128 | 22.8 | 40.210 | 6.2 | 142 | 106 | 1.2 |
| DH C-6020 | 20 | 60 | 123.5 | 56.0 | 11.5 | 98 | 140 | 22.8 | 62.870 | 7.8 | 158 | 105 | 1.6 |
| DH C-6022 | 20 | 71 | 123.5 | 56.0 | 11.5 | 110 | 152 | 22.8 | 93.450 | 10.4 | 168 | 117 | 1.8 |
| DH C-8018 | 20 | 80 | 141.2 | 63.0 | 15.2 | 110 | 170 | 29.3 | 142.030 | 12.7 | 190 | 129 | 2.5 |
| DH C-8020 | 20 | 90 | 145.2 | 65.0 | 15.2 | 120 | 186 | 29.3 | 204.900 | 16.0 | 210 | 137 | 2.9 |
| DH C-8022 | 20 | 100 | 157.2 | 71.0 | 15.2 | 140 | 202 | 29.3 | 341.170 | 20.2 | 226 | 137 | 3.6 |
| DH C-10020 | 25 | 110 | 178.8 | 80.0 | 18.8 | 160 | 233 | 35.8 | 646.290 | 33.0 | 281 | 153 | 4.6 |
| DH C-12018 | 35 | 125 | 202.7 | 90.0 | 22.7 | 170 | 256 | 45.4 | 1075.710 | 47.0 | 307 | 181 | 6.2 |
| DH C-12022 | 35 | 140 | 222.7 | 100.0 | 22.7 | 210 | 304 | 45.4 | 2454.500 | 72.0 | 357 | 181 | 8.0 |

联轴器链 Coupling chains



| 东华链号 Donghua Chain No. | 节距 Pitch P mm | 滚子直径 Roller diameter d1 max mm | 内节内宽 Width between inner plates b1 min mm | 销轴直径 Pin diameter d2 max mm | 销轴长度 Pin length | | 内链板高度 Inner plate depth h2 max mm | 链板厚度 Plate thickness T max mm | 排距 Transverse pitch Pt mm | 抗拉强度 Tensile strength Q min kN/lbf | 平均抗拉强度 Average tensile strength Q0 kN | 每条重量 Weight per piece q kg/pc |
|------------------------------|------------------------|---|---|--|-----------------------|-----------------|---|--|---------------------------------------|---|--|--|
| | | | | | L max mm | Lc max mm | | | | | | |
| 4012 | 12.700 | 7.95 | 7.85 | 3.96 | 31.0 | 32.2 | 12.00 | 1.50 | 14.38 | 28.2/6409 | 35.9 | 0.16 |
| 4014 | 12.700 | 7.95 | 7.85 | 3.96 | 31.0 | 32.2 | 12.00 | 1.50 | 14.38 | 28.2/6409 | 35.9 | 0.19 |
| 4016 | 12.700 | 7.95 | 7.85 | 3.96 | 31.0 | 32.2 | 12.00 | 1.50 | 14.38 | 28.2/6409 | 35.9 | 0.21 |
| 5014 | 15.875 | 10.16 | 9.40 | 5.08 | 38.9 | 40.4 | 15.09 | 2.03 | 18.11 | 44.4/10091 | 58.1 | 0.49 |
| 5016 | 15.875 | 10.16 | 9.40 | 5.08 | 38.9 | 40.4 | 15.09 | 2.03 | 18.11 | 44.4/10091 | 58.1 | 0.56 |
| 5018 | 15.875 | 10.16 | 9.40 | 5.08 | 38.9 | 40.4 | 15.09 | 2.03 | 18.11 | 44.4/10091 | 58.1 | 0.63 |
| 6018 | 19.050 | 11.91 | 12.57 | 5.94 | 48.8 | 50.5 | 18.00 | 2.42 | 22.78 | 63.6/14455 | 82.1 | 1.00 |
| 6020 | 19.050 | 11.91 | 12.57 | 5.94 | 48.8 | 50.5 | 18.00 | 2.42 | 22.78 | 63.6/14455 | 82.1 | 1.11 |
| 6022 | 19.050 | 11.91 | 12.57 | 5.94 | 48.8 | 50.5 | 18.00 | 2.42 | 22.78 | 63.6/14455 | 82.1 | 1.22 |
| 8018 | 25.400 | 15.88 | 15.75 | 7.92 | 62.7 | 64.3 | 24.00 | 3.25 | 29.29 | 113.4/25773 | 141.8 | 2.35 |
| 8020 | 25.400 | 15.88 | 15.75 | 7.92 | 62.7 | 64.3 | 24.00 | 3.25 | 29.29 | 113.4/25773 | 141.8 | 2.62 |
| 8022 | 25.400 | 15.88 | 15.75 | 7.92 | 62.7 | 64.3 | 24.00 | 3.25 | 29.29 | 113.4/25773 | 141.8 | 2.88 |
| 10018 | 31.750 | 19.05 | 18.90 | 9.53 | 76.4 | 80.5 | 30.00 | 4.00 | 35.76 | 177.0/40227 | 219.4 | 4.95 |
| 10022 | 31.750 | 19.05 | 18.90 | 9.53 | 76.4 | 80.5 | 30.00 | 4.00 | 35.76 | 177.0/40227 | 219.4 | 4.95 |
| 12018 | 38.100 | 22.23 | 25.22 | 11.10 | 95.8 | 99.7 | 35.70 | 4.80 | 45.44 | 254.0/57727 | 314.9 | 8.14 |
| 12022 | 38.100 | 22.23 | 25.22 | 11.10 | 95.8 | 99.7 | 35.70 | 4.80 | 45.44 | 254.0/57727 | 314.9 | 8.14 |

联轴器链 Coupling chains

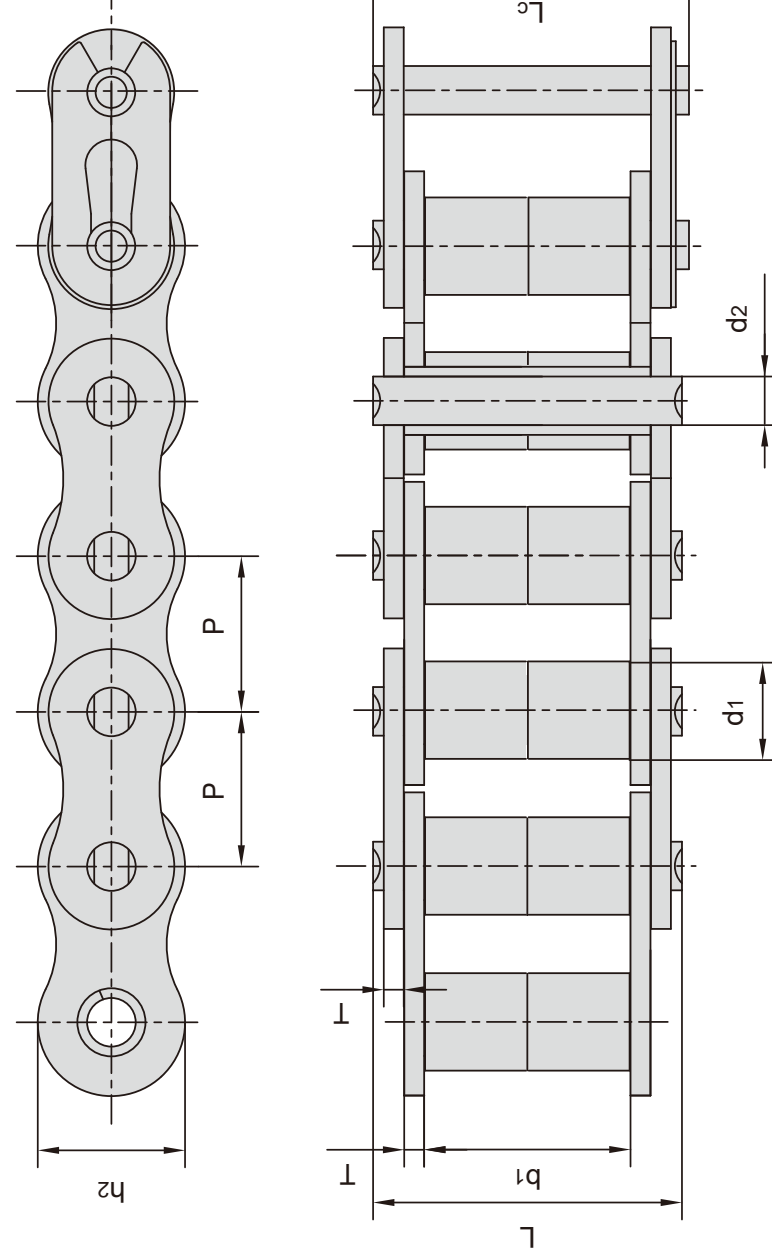


| 东华链号 Donghua Chain No. | 节距 Pitch | 滚子直径 Roller diameter | 内节内宽 Width between inner plates | 销轴直径 Pin diameter | 销轴长度 Pin length | | 内链板高度 Inner plate depth | 链板厚度 Plate thickness | 抗拉强度 Tensile strength | 平均抗拉强度 Average tensile strength | 每米重量 Weight per meter |
|------------------------------|-------------|----------------------------|--|-------------------------|-----------------------|-----------------|----------------------------------|----------------------------|-----------------------------|--|--------------------------------|
| | P mm | d1 max mm | b1 min mm | d2 max mm | L max mm | Lc max mm | h2 max mm | T max mm | Q min kN/lbf | Q0 kN | q kg/m |
| 08AF36 | 12.700 | 7.95 | 21.70 | 3.96 | 30.8 | 32.1 | 12.00 | 1.50 | 13.8/3135.36 | 16.20 | 1.070 |
| 10AF13 | 15.875 | 10.16 | 16.31 | 5.08 | 27.6 | 29.1 | 15.09 | 2.03 | 22.2/5045 | 27.50 | 1.350 |
| 10AF71 | 15.875 | 10.16 | 19.00 | 5.08 | 30.5 | 32.2 | 15.09 | 2.03 | 21.8/4901 | 24.40 | 1.480 |
| *10AF75 | 15.875 | 10.16 | 45.60 | 5.08 | 57.0 | 58.5 | 15.09 | 2.03 | 21.8/4901 | 24.40 | 2.540 |
| 12AF2 | 19.050 | 11.91 | 19.10 | 5.94 | 32.6 | 34.4 | 18.00 | 2.42 | 31.8/7227 | 38.20 | 1.900 |
| 12AF6 | 19.050 | 11.91 | 18.80 | 5.94 | 31.9 | 33.5 | 18.00 | 2.42 | 31.8/7227 | 38.20 | 1.870 |
| 12AF26 | 19.050 | 11.91 | 19.36 | 5.94 | 31.9 | 33.5 | 18.00 | 2.42 | 31.8/7227 | 38.20 | 1.940 |
| 12AF34 | 19.050 | 11.91 | 19.00 | 5.94 | 31.9 | 31.9 | 18.00 | 2.42 | 31.1/7066 | 38.20 | 1.860 |
| 12AF54 | 19.050 | 11.91 | 19.50 | 5.84 | 31.9 | 31.9 | 18.00 | 2.29 | 31.1/7066 | 38.20 | 1.607 |
| *12AF97 | 19.050 | 11.91 | 35.35 | 5.94 | 48.8 | 50.5 | 18.00 | 2.42 | 31.8/7149 | 38.20 | 2.630 |
| *12AF101 | 19.050 | 11.91 | 37.64 | 5.94 | 51.2 | 52.9 | 18.00 | 2.42 | 31.8/7149 | 38.20 | 1.990 |
| *12AF124 | 19.050 | 11.91 | 20.57 | 5.94 | 33.9 | 35.7 | 18.00 | 2.42 | 31.8/7149 | 38.20 | 1.910 |
| 16AF25 | 25.400 | 15.88 | 25.58 | 7.92 | 42.4 | 43.9 | 24.00 | 3.25 | 56.7/12886 | 63.50 | 3.260 |
| *16AF40 | 25.400 | 15.88 | 70.00 | 7.92 | 87.6 | 91.1 | 24.00 | 3.25 | 56.7/12886 | 63.50 | 5.780 |
| *16AF46 | 25.400 | 15.88 | 36.00 | 7.92 | 53.3 | 56.8 | 24.00 | 3.25 | 56.7/12886 | 63.50 | 3.880 |
| *16AF75 | 25.400 | 15.88 | 56.00 | 7.92 | 73.5 | 76.9 | 24.00 | 3.25 | 56.7/12746 | 63.50 | 5.110 |
| *16AF111 | 25.400 | 15.88 | 45.00 | 7.92 | 62.7 | 65.8 | 24.00 | 3.25 | 56.7/12746 | 63.50 | 4.480 |
| *16AF121 | 25.400 | 15.88 | 73.50 | 7.92 | 91.3 | 94.7 | 24.00 | 3.25 | 56.7/12746 | 63.50 | 6.000 |

*表示滚子数量不完全如图所示

*The number of roller depends upon the specific application

联轴器链 Coupling chains

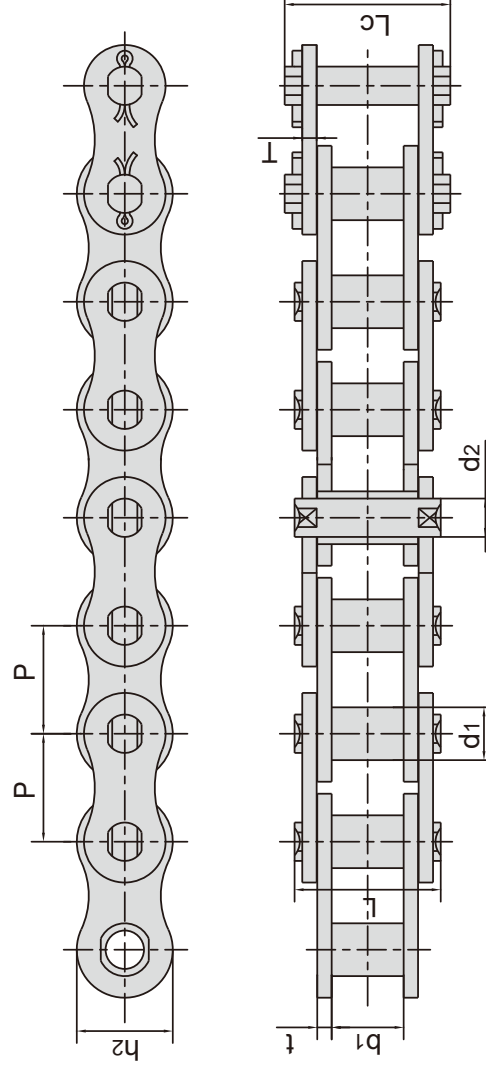


| 东华链号 Donghua Chain No. | 节距 Pitch | 滚子直径 Roller diameter | 内节内宽 Width between inner plates | 销轴直径 Pin diameter | 销轴长度 Pin length | | 内链板高度 Inner plate depth | 链板厚度 Plate thickness | 抗拉强度 Tensile strength | 平均抗拉强度 Average tensile strength | 每米重量 Weight per meter |
|------------------------------|-------------|----------------------------|--|-------------------------|-----------------------|-----------------|----------------------------------|----------------------------|-----------------------------|--|--------------------------------|
| | P mm | d1 max mm | b1 min mm | d2 max mm | L max mm | Lc max mm | h2 max mm | T max mm | Q min kN/lbf | Q0 kN | q kg/m |
| *20AF44 | 31.750 | 19.05 | 32.00 | 9.53 | 53.5 | 57.8 | 30.00 | 4.00 | 86.7/19490 | 99.70 | 4.820 |
| *24AF27 | 38.100 | 22.23 | 75.92 | 11.10 | 101.0 | 105.0 | 35.70 | 4.80 | 124.6/28010 | 143.20 | 9.810 |
| *06BF27 | 9.525 | 6.35 | 18.80 | 3.28 | 26.5 | 28.2 | 8.20 | 1.30 | 9.0/2045 | 9.63 | 0.770 |
| *06BF31 | 9.525 | 6.35 | 16.40 | 3.28 | 23.4 | 24.4 | 8.20 | 1.30 | 9.0/2045 | 9.63 | 0.660 |
| *06BF71 | 9.525 | 6.35 | 16.50 | 3.28 | 24.5 | 25.6 | 8.20 | 1.30 | 9.0/2023 | 9.63 | 0.830 |
| 08BF97 | 12.700 | 8.51 | 15.50 | 4.45 | 24.8 | 26.2 | 11.80 | 1.60 | 18.0/4989.6 | 19.20 | 0.980 |
| *08BF129 | 12.700 | 8.51 | 35.80 | 4.45 | 45.1 | 46.1 | 11.80 | 1.60 | 18.0/4989.6 | 19.02 | 1.500 |
| 10BF21 | 15.875 | 10.16 | 42.83 | 5.08 | 52.7 | 54.1 | 14.70 | 1.70 | 22.0/5000 | 25.30 | 2.260 |
| 10BF43 | 15.875 | 7.03 | 27.80 | 5.08 | 39.0 | 40.6 | 14.70 | 2.03 | 22.4/5090 | 25.76 | 1.140 |
| *10BF43-S | 15.875 | 10.00 | 27.80 | 5.08 | 39.0 | 40.6 | 14.70 | 2.03 | 22.4/5090 | 25.76 | 1.800 |
| *16BF75 | 25.400 | 15.88 | 27.50 | 8.28 | 47.4 | 50.5 | 21.00 | 4.15/3.1 | 60.0/13488 | 66.00 | 3.420 |
| *16BF87 | 25.400 | 15.88 | 35.00 | 8.28 | 54.1 | 55.6 | 21.00 | 4.15/3.1 | 60.0/13488 | 66.00 | 3.840 |
| *16BF114 | 25.400 | 15.88 | 49.90 | 8.28 | 69.0 | 72.0 | 21.00 | 4.15/3.1 | 60.0/13488 | 66.00 | 4.740 |
| *20BF45 | 31.750 | 19.05 | 55.01 | 10.19 | 76.8 | 80.5 | 26.40 | 4.5/3.5 | 95.0/21356 | 104.50 | 6.350 |
| *24BF33 | 38.100 | 25.40 | 73.16 | 14.63 | 101.7 | 106.2 | 33.20 | 6.0/4.8 | 160.0/35968 | 176.00 | 11.840 |

*表示滚子数量不完全如图所示

*The number of roller depends upon the specific application

套筒链 Bush chains

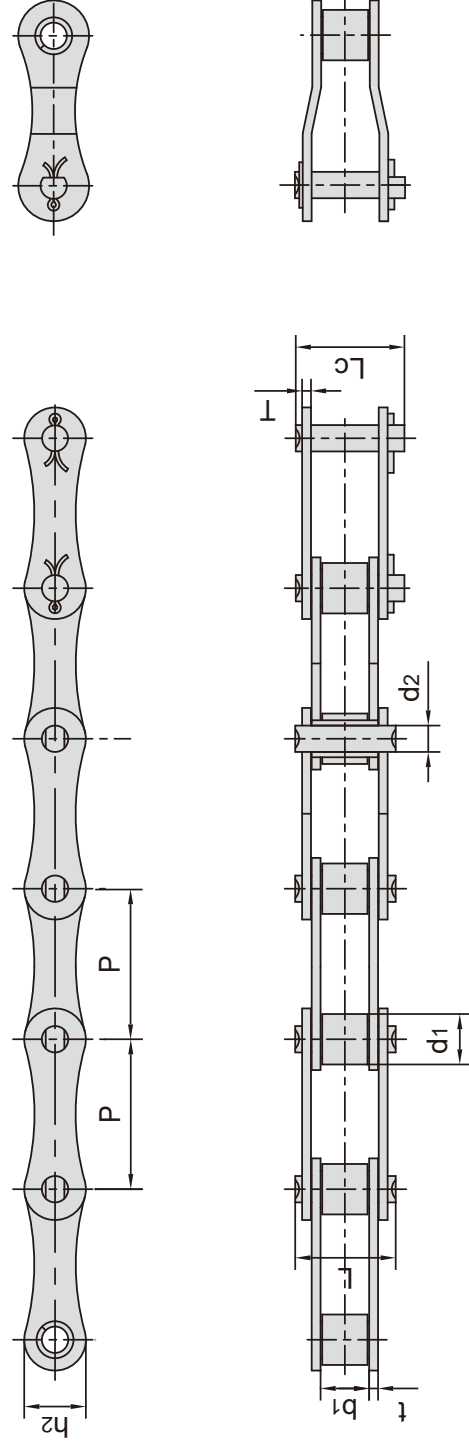


| 东华链号 Donghua Chain No. | 节距 Pitch | 套筒直径 Bush diameter | 内节内宽 Width between inner plates | 销轴直径 Pin diameter | 销轴长度 Pin length | | 链板高度 Plate depth | 链板厚度 Plate thickness | 抗拉强度 Tensile strength | 平均抗拉强度 Average tensile strength | 每米重量 Weight per meter |
|------------------------------|-------------|--------------------------|--|-------------------------|-----------------------|-----------------|------------------------|----------------------------|-----------------------------|--|--------------------------------|
| | P mm | d1 max mm | b1 min mm | d2 max mm | L max mm | Lc max mm | h2 max mm | T max mm | Q min kN/lbf | Q0 kN | q kg/m |
| P15F1-B | 15.00 | 9.00 | 14.0 | 6.0 | 25.3 | 30.0 | 14.0 | 2.03 | 12.5/2852.5 | 13.75 | 1.150 |
| P20-B | 20.00 | 12.00 | 16.0 | 8.0 | 33.0 | 36.0 | 18.0 | 3.00 | 25.0/5624 | 27.50 | 2.140 |
| P20F3-B | 20.00 | 12.00 | 16.0 | 8.0 | 33.0 | 36.0 | 19.0 | 3.00 | 25.0/5624 | 27.50 | 2.030 |
| *PZ20-B | 20.00 | 12.00 | 16.0 | 8.0 | 33.0 | 34.7 | 18.0 | 3.00 | 25.0/5624 | 27.50 | 2.253 |
| P25-B | 25.00 | 15.00 | 18.0 | 10.0 | 35.0 | 39.0 | 24.0 | 3.00 | 31.5/7086 | 34.70 | 3.170 |
| P25F1-B | 25.00 | 15.00 | 18.0 | 10.0 | 35.0 | 39.0 | 24.0 | 3.00 | 31.5/7086 | 34.70 | 2.670 |
| P30F2-B | 30.00 | 17.00 | 20.0 | 11.0 | 41.0 | 45.4 | 28.0 | 4.00 | 40.0/8998 | 44.00 | 4.250 |
| P30F6-B | 30.00 | 17.00 | 20.0 | 11.0 | 42.4 | 46.0 | 28.0 | 4.00 | 40.0/8998 | 44.00 | 3.750 |
| P35F2-B | 35.00 | 18.00 | 22.0 | 12.0 | 44.5 | 48.0 | 30.0 | 4.00 | 50.0/11248 | 55.00 | 4.330 |
| P35F5-B | 35.00 | 18.00 | 22.0 | 12.0 | 44.5 | 48.0 | 30.0 | 4.00 | 50.0/11248 | 55.00 | 3.770 |
| P36-B | 36.00 | 18.00 | 22.0 | 12.5 | 44.5 | 49.0 | 30.0 | 4.00 | 60.0/13497 | 66.00 | 4.200 |
| P40-B | 40.00 | 20.00 | 25.0 | 14.0 | 52.4 | 57.0 | 35.0 | 5.00 | 63.0/14172 | 69.30 | 5.430 |
| P45-B | 45.00 | 22.00 | 30.0 | 16.0 | 62.0 | 66.5 | 40.0 | 6.00 | 80.0/17996 | 88.00 | 7.540 |
| P50-B | 50.00 | 26.00 | 35.0 | 18.0 | 68.0 | 73.5 | 44.0 | 6.00 | 100.0/22495 | 110.00 | 8.900 |
| P55-B | 55.00 | 30.00 | 45.0 | 20.0 | 88.0 | 93.5 | 49.0 | 8.00 | 125.0/28119 | 137.50 | 13.920 |
| P55F1-B | 55.00 | 30.00 | 45.0 | 20.0 | 88.0 | 110.0 | 49.0 | 8.00 | 125.0/28119 | 137.50 | 13.920 |
| P55F4-B | 55.00 | 28.00 | 45.0 | 20.0 | 88.0 | 93.5 | 43.0 | 8.00 | 125.0/28100 | 137.50 | 12.400 |
| P60-B | 60.00 | 32.00 | 50.0 | 22.0 | 94.1 | 99.5 | 55.0 | 8.00 | 160.0/35993 | 176.00 | 15.200 |
| P65-B | 65.00 | 36.00 | 56.0 | 26.0 | 97.5 | 113.0 | 61.0 | 8.00 | 200.0/44960 | 220.00 | 18.900 |
| P70-B | 70.00 | 30.00 | 65.0 | 30.0 | 117.0 | 130.0 | 67.0 | 10.00 | 250.0/57050 | 275.00 | 26.270 |
| P80-B | 80.00 | 44.00 | 70.0 | 32.0 | 131.0 | 150.0 | 75.0 | 12.00 | 315.0/71883 | 346.00 | 31.800 |
| P19.05 | 19.05 | 12.70 | 12.5 | 7.5 | 31.6 | 33.6 | 20.0 | 4.15/3.25 | 50.0/11248 | 55.00 | 2.560 |
| P19.05F50-B | 19.05 | 11.91 | 12.9 | 7.5 | 31.6 | 34.8 | 20.0 | 4.15/3.25 | 40.0/8992 | 44.00 | 2.530 |
| P22.225F10-B | 22.225 | 14.30 | 14.6 | 9.0 | 36.3 | 39.3 | 23.5 | 4.8/4.0 | 55.0/12364 | 60.50 | 3.580 |
| P22.225F3-B | 22.225 | 15.60 | 14.6 | 9.0 | 36.3 | 38.0 | 23.5 | 4.8/4.0 | 75.0/16860 | 82.50 | 3.750 |
| P25.4F21-B | 25.40 | 15.88 | 16.0 | 10.0 | 42.5 | - | 26.8 | 5.6/4.8 | 80.0/17984 | 88.00 | 4.700 |
| P31.75F5-B | 31.75 | 19.05 | 20.0 | 11.1 | 46.0 | 50.0 | 33.5 | 5.6/4.8 | 100.0/22480 | 110.00 | 5.980 |
| *P42.27F1-B | 42.27 | 13.00 | 22.9 | 7.92 | 41.0 | 45.8 | 24.0 | 3.20 | 42.3/9509 | 46.50 | 2.360 |
| *P50.8F7 | 50.80 | 18.50 | 25.0 | 14.5 | 53.5 | 57.5 | 40.0 | 5.00 | 120.0/26994 | 132.00 | 6.300 |


*直链板

*Straight side plates

双节距传动链 Double pitch transmission chains




| DIN/ISO 链号 | ANSI 链号 | 节距 Pitch | 滚子直径 Roller diameter | 内节内宽 Width between inner plates | 销轴直径 Pin diameter | 销轴长度 Pin length | | 内链板高度 Inner plate depth | 链板厚度 Plate thickness | 抗拉强度 Tensile strength | 平均抗拉强度 Average tensile strength | 每米重量 Weight per meter |
|----------------------|-------------------|-------------|----------------------------|--|-------------------------|-----------------------|-----------|----------------------------------|----------------------------|-----------------------------|--|--------------------------------|
| | | | | | | L max | Lc max | | | | | |
| DIN/ISO Chain No. | ANSI Chain No. | P | d1 max | b1 min | d2 max | L max | Lc max | h2 max | t/T max | Q min | Q0 | q |
| 208A | 2040 | 25.40 | 7.95 | 7.85 | 3.96 | 16.6 | 17.8 | 12.0 | 1.50 | 14.1/3205 | 16.7 | 0.42 |
| 208B | | 25.40 | 8.51 | 7.75 | 4.45 | 16.7 | 18.2 | 11.8 | 1.60 | 18.0/4091 | 19.4 | 0.45 |
| 210A | 2050 | 31.75 | 10.16 | 9.40 | 5.08 | 20.7 | 22.2 | 15.0 | 2.03 | 22.2/5045 | 28.1 | 0.73 |
| 210B | | 31.75 | 10.16 | 9.65 | 5.08 | 19.5 | 20.9 | 14.7 | 1.70 | 22.4/5091 | 27.5 | 0.65 |
| 212A | 2060 | 38.10 | 11.91 | 12.57 | 5.94 | 25.9 | 27.7 | 18.0 | 2.42 | 31.8/7227 | 36.8 | 1.02 |
| 212B | | 38.10 | 12.07 | 11.68 | 5.72 | 22.5 | 25.2 | 16.0 | 1.85 | 29.0/6591 | 32.2 | 0.76 |
| 216A | 2080 | 50.80 | 15.88 | 15.75 | 7.92 | 32.7 | 36.5 | 24.0 | 3.25 | 56.7/12886 | 65.7 | 1.70 |
| 216B | | 50.80 | 15.88 | 17.02 | 8.28 | 36.1 | 39.1 | 21.0 | 4.15/3.1 | 60.0/13636 | 72.8 | 1.75 |
| 220A | 2100 | 63.50 | 19.05 | 18.90 | 9.53 | 40.4 | 44.7 | 30.0 | 4.00 | 88.5/20114 | 102.6 | 2.55 |
| 220B | | 63.50 | 19.05 | 19.56 | 10.19 | 41.3 | 45.0 | 26.4 | 4.5/3.5 | 95.0/14773 | 106.7 | 2.62 |
| 224A | 2120 | 76.20 | 22.23 | 25.22 | 11.10 | 50.3 | 54.3 | 35.7 | 4.80 | 127.0/28864 | 147.3 | 4.06 |
| 224B | | 76.20 | 25.40 | 25.40 | 14.63 | 53.4 | 57.8 | 33.2 | 6.0/4.8 | 160.0/36364 | 178.0 | 4.70 |
| 228B | | 88.90 | 27.94 | 30.99 | 15.90 | 65.1 | 69.5 | 36.7 | 7.5/6.0 | 200.0/45455 | 222.0 | 6.23 |
| 232B | | 101.60 | 29.21 | 30.99 | 17.81 | 66.0 | 71.0 | 42.0 | 7.0/6.0 | 250.0/56818 | 277.5 | 6.72 |
| 208AH | 2040H | 25.40 | 7.95 | 7.85 | 3.96 | 18.8 | 19.9 | 12.0 | 2.03 | 14.1/3205 | 16.7 | 0.53 |
| 210AH | 2050H | 31.75 | 10.16 | 9.40 | 5.08 | 22.1 | 23.8 | 15.0 | 2.42 | 22.2/5045 | 28.1 | 0.79 |
| 212AH | 2060H | 38.10 | 11.91 | 12.57 | 5.94 | 29.2 | 31.0 | 18.0 | 3.25 | 31.8/7227 | 36.8 | 1.28 |
| 216AH | 2080H | 50.80 | 15.88 | 15.75 | 7.92 | 36.2 | 39.4 | 24.0 | 4.00 | 56.7/12886 | 70.0 | 2.17 |
| 220AH | 2100H | 63.50 | 19.05 | 18.90 | 9.53 | 43.6 | 47.2 | 30.0 | 4.80 | 88.5/20114 | 102.6 | 3.15 |
| 224AH | 2120H | 76.20 | 22.23 | 25.22 | 11.10 | 53.5 | 57.5 | 35.7 | 5.60 | 127.0/28864 | 147.3 | 4.57 |

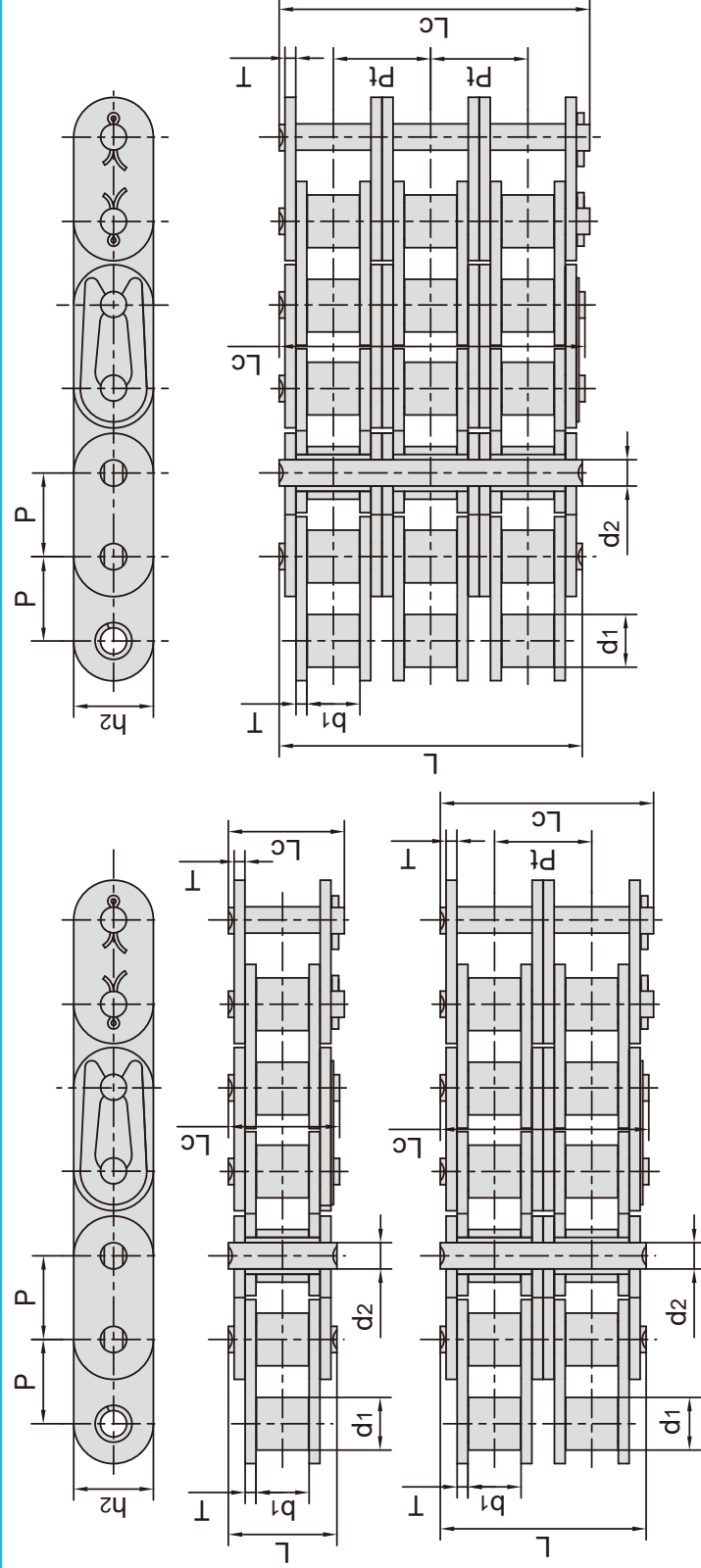


输送链

CONVEYOR CHAINS



A系列直链条滚子链 Roller chains with straight side plates (A series)



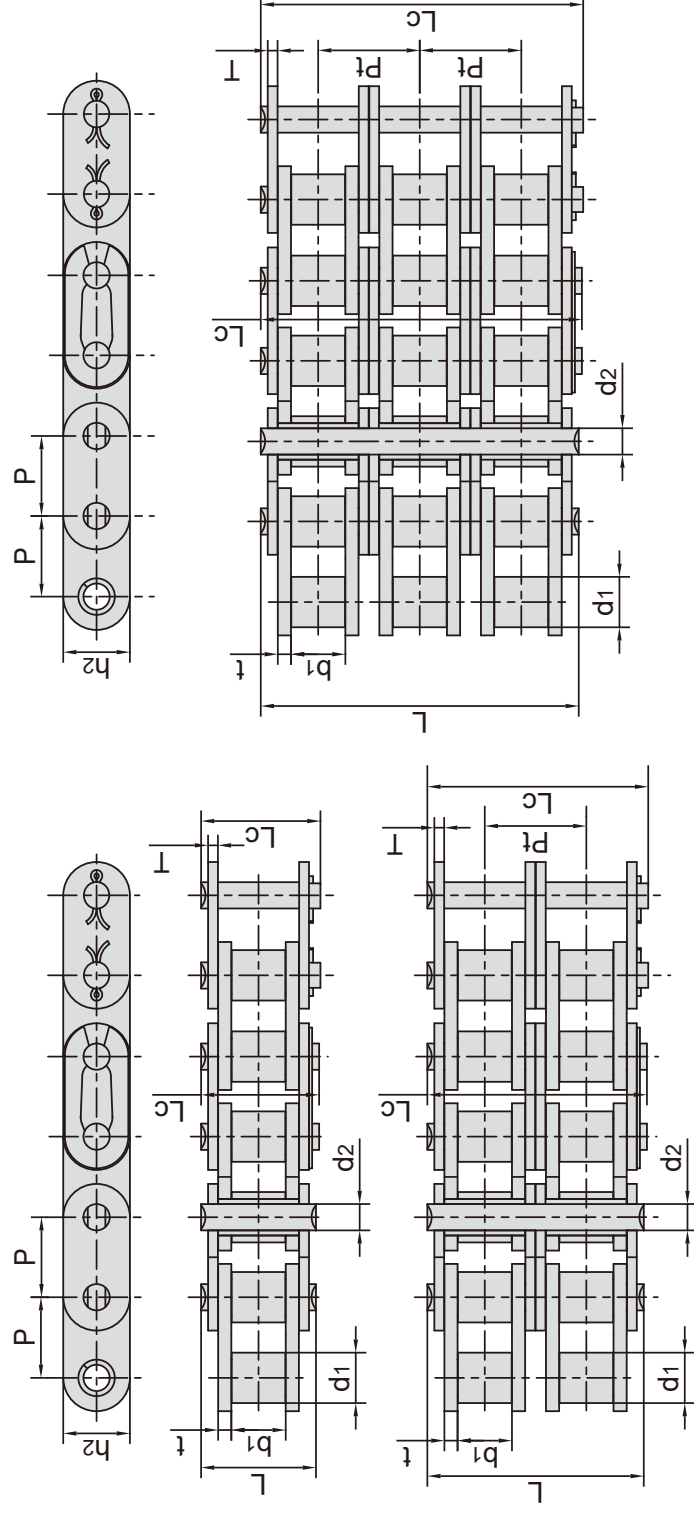
| 东华链号 Donghua Chain No. | 节距 Pitch | 滚子直径 Roller diameter | 内节内宽 Width between inner plates | 销轴直径 Pin diameter | 销轴长度 Pin length | | 内链板高度 Inner plate depth | 链板厚度 Plate thickness | 排距 Transverse pitch | 抗拉强度 Tensile strength | 平均抗拉强度 Average tensile strength | 每米重量 Weight per meter |
|------------------------------|-------------|----------------------------|--|-------------------------|-----------------------|-----------------|----------------------------------|----------------------------|---------------------------|-----------------------------|--|--------------------------------|
| | P mm | d1 max mm | b1 min mm | d2 max mm | L max mm | Lc max mm | h2 max mm | T max mm | Pt mm | Q min kN/lbf | Q0 kN | q kg/m |
| *C35-1 | 9.525 | 5.08 | 4.77 | 3.58 | 13.3 | 14.3 | 9.00 | 1.30 | - | 7.9/1795 | 10.8 | 0.41 |
| C08A-1 | 12.700 | 7.95 | 7.85 | 3.96 | 16.6 | 18.8 | 12.00 | 1.50 | - | 14.1/3273 | 17.5 | 0.73 |
| C10A-1 | 15.875 | 10.16 | 9.40 | 5.08 | 20.7 | 23.3 | 15.09 | 2.03 | - | 22.2/5045 | 29.4 | 1.23 |
| C12A-1 | 19.050 | 11.91 | 12.57 | 5.94 | 25.9 | 28.3 | 18.0/18.2 | 2.42 | - | 31.8/7227 | 41.5 | 1.81/1.83 |
| C16A-1 | 25.400 | 15.88 | 15.75 | 7.92 | 32.7 | 36.5 | 24.00 | 3.25 | - | 56.7/12886 | 69.4 | 3.09 |
| C20A-1 | 31.750 | 19.05 | 18.90 | 9.53 | 40.4 | 44.7 | 30.00 | 4.00 | - | 88.5/20114 | 109.2 | 4.56 |
| C24A-1 | 38.100 | 22.23 | 25.22 | 11.10 | 50.3 | 54.3 | 35.70 | 4.80 | - | 127.0/28864 | 156.3 | 6.86 |
| C28A-1 | 44.450 | 25.40 | 25.22 | 12.70 | 54.4 | 59.0 | 41.00 | 5.60 | - | 172.4/39182 | 212.0 | 8.49 |
| C32A-1 | 50.800 | 28.58 | 31.55 | 14.27 | 64.8 | 69.6 | 47.80 | 6.40 | - | 226.8/51545 | 278.9 | 11.50 |
| C08A-2 | 12.700 | 7.95 | 7.85 | 3.96 | 31.0 | 33.2 | 12.00 | 1.50 | 14.38 | 28.2/6409 | 35.9 | 1.43 |
| C10A-2 | 15.875 | 10.16 | 9.40 | 5.08 | 38.9 | 41.4 | 15.09 | 2.03 | 18.11 | 44.4/10091 | 58.1 | 2.42 |
| C12A-2 | 19.050 | 11.91 | 12.57 | 5.94 | 48.8 | 51.1 | 18.0/18.2 | 2.42 | 22.78 | 63.6/14455 | 82.1 | 3.58/3.62 |
| C16A-2 | 25.400 | 15.88 | 15.75 | 7.92 | 62.7 | 65.8 | 24.00 | 3.25 | 29.29 | 113.4/25773 | 141.8 | 6.12 |
| C20A-2 | 31.750 | 19.05 | 18.90 | 9.53 | 76.4 | 80.5 | 30.00 | 4.00 | 35.76 | 177.0/40227 | 219.4 | 9.08 |
| C24A-2 | 38.100 | 22.23 | 25.22 | 11.10 | 95.8 | 99.7 | 35.70 | 4.80 | 45.44 | 254.0/57727 | 314.9 | 13.60 |
| C28A-2 | 44.450 | 25.40 | 25.22 | 12.70 | 103.3 | 107.9 | 41.00 | 5.60 | 48.87 | 344.8/78364 | 427.5 | 16.86 |
| C32A-2 | 50.800 | 28.58 | 31.55 | 14.27 | 123.3 | 128.1 | 47.80 | 6.40 | 58.55 | 453.6/103091 | 562.4 | 22.90 |
| C08A-3 | 12.700 | 7.95 | 7.85 | 3.96 | 45.4 | 47.6 | 12.00 | 1.50 | 14.38 | 42.3/9614 | 50.0 | 2.14 |
| C10A-3 | 15.875 | 10.16 | 9.40 | 5.08 | 57.0 | 59.5 | 15.09 | 2.03 | 18.11 | 66.6/15136 | 77.8 | 3.62 |
| C12A-3 | 19.050 | 11.91 | 12.57 | 5.94 | 71.5 | 73.9 | 18.0/18.2 | 2.42 | 22.78 | 95.4/21682 | 111.1 | 5.36/5.41 |
| C16A-3 | 25.400 | 15.88 | 15.75 | 7.92 | 91.7 | 95.1 | 24.00 | 3.25 | 29.29 | 170.1/38659 | 198.4 | 9.10 |
| C20A-3 | 31.750 | 19.05 | 18.90 | 9.53 | 112.2 | 116.3 | 30.00 | 4.00 | 35.76 | 265.5/60341 | 309.6 | 13.60 |
| C24A-3 | 38.100 | 22.23 | 25.22 | 11.10 | 141.4 | 145.2 | 35.70 | 4.80 | 45.44 | 381.0/86591 | 437.2 | 20.43 |
| C28A-3 | 44.450 | 25.40 | 25.22 | 12.70 | 152.2 | 156.8 | 41.00 | 5.60 | 48.87 | 517.2/117545 | 593.3 | 25.23 |
| C32A-3 | 50.800 | 28.58 | 31.55 | 14.27 | 181.8 | 186.6 | 47.80 | 6.40 | 58.55 | 680.4/154636 | 780.6 | 34.19 |

*套筒链: 表中滚子直径d1为套筒直径

*Bush chain: d1 in the table indicates the external diameter of the bush.

B系列直链板滚子链

Roller chains with straight side plates (B series)



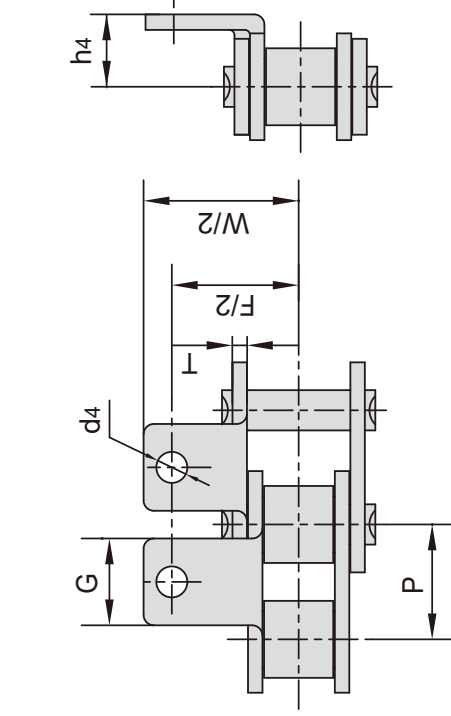
| 东华链号 Donghua Chain No. | 节距 Pitch | 滚子直径 Roller diameter | 内节内宽 Width between inner plates | 销轴直径 Pin diameter | 销轴长度 Pin length | | 内链板高度 Inner plate depth | 链板厚度 Plate thickness | 排距 Transverse pitch | 抗拉强度 Tensile strength | 平均抗拉强度 Average tensile strength | 每米重量 Weight per meter |
|------------------------------|-------------|----------------------------|--|-------------------------|-----------------------|-----------------|----------------------------------|----------------------------|---------------------------|-----------------------------|--|--------------------------------|
| | P mm | d1 max mm | b1 min mm | d2 max mm | L max mm | Lc max mm | h2 max mm | t/T max mm | Pt mm | Q min kN/lbf | Q0 kN | q kg/m |
| C08B-1 | 12.700 | 8.51 | 7.75 | 4.45 | 16.7 | 18.2 | 11.8 | 1.60 | - | 18.0/4091 | 19.5 | 0.80 |
| C10B-1 | 15.875 | 10.16 | 9.65 | 5.08 | 19.5 | 20.9 | 14.7 | 1.70 | - | 22.4/5091 | 27.9 | 1.06 |
| C12B-1 | 19.050 | 12.07 | 11.68 | 5.72 | 22.5 | 25.2 | 16.0 | 1.85 | - | 29.0/6591 | 32.2 | 1.32 |
| C16B-1 | 25.400 | 15.88 | 17.02 | 8.28 | 36.1 | 39.1 | 21.0/24.0 | 4.15/3.1 | - | 60.0/13636 | 72.8 | 3.08/3.49 |
| C20B-1 | 31.750 | 19.05 | 19.56 | 10.19 | 41.3 | 45.0 | 26.4 | 4.5/3.5 | - | 95.0/21591 | 106.7 | 4.16 |
| C24B-1 | 38.100 | 25.40 | 25.40 | 14.63 | 53.4 | 57.8 | 33.2 | 6.0/4.8 | - | 160.0/36364 | 178.0 | 7.47 |
| C28B-1 | 44.450 | 27.94 | 30.99 | 15.90 | 65.1 | 69.5 | 36.7 | 7.5/6.0 | - | 200.0/45455 | 222.0 | 9.90 |
| C32B-1 | 50.800 | 29.21 | 30.99 | 17.81 | 66.0 | 71.0 | 42.0 | 7.0/6.0 | - | 250.0/56818 | 277.5 | 10.45 |
| C08B-2 | 12.700 | 8.51 | 7.75 | 4.45 | 31.2 | 32.2 | 11.8 | 1.60 | 13.92 | 32.0/7273 | 38.7 | 1.45 |
| C10B-2 | 15.875 | 10.16 | 9.65 | 5.08 | 36.1 | 37.5 | 14.7 | 1.70 | 16.59 | 44.5/10114 | 57.8 | 2.00 |
| C12B-2 | 19.050 | 12.07 | 11.68 | 5.72 | 42.0 | 44.7 | 16.0 | 1.85 | 19.46 | 57.8/13136 | 66.1 | 2.62 |
| C16B-2 | 25.400 | 15.88 | 17.02 | 8.28 | 68.0 | 71.0 | 21.0/24.0 | 4.15/3.1 | 31.88 | 106.0/24091 | 133.0 | 6.10/6.92 |
| C20B-2 | 31.750 | 19.05 | 19.56 | 10.19 | 77.8 | 81.5 | 26.4 | 4.5/3.5 | 36.45 | 170.0/38636 | 211.2 | 8.23 |
| C24B-2 | 38.100 | 25.40 | 25.40 | 14.63 | 101.7 | 106.2 | 33.2 | 6.0/4.8 | 48.36 | 280.0/63636 | 319.2 | 14.77 |
| C28B-2 | 44.450 | 27.94 | 30.99 | 15.90 | 124.6 | 129.1 | 36.7 | 7.5/6.0 | 59.56 | 360.0/81818 | 406.8 | 19.82 |
| C32B-2 | 50.800 | 29.21 | 30.99 | 17.81 | 124.6 | 129.6 | 42.0 | 7.0/6.0 | 58.55 | 450.0/102273 | 508.5 | 20.94 |
| C08B-3 | 12.700 | 8.51 | 7.75 | 4.45 | 45.1 | 46.1 | 11.8 | 1.60 | 13.92 | 47.5/10795 | 57.8 | 2.10 |
| C10B-3 | 15.875 | 10.16 | 9.65 | 5.08 | 52.7 | 54.1 | 14.7 | 1.70 | 16.59 | 66.7/15159 | 84.5 | 2.87 |
| C12B-3 | 19.050 | 12.07 | 11.68 | 5.72 | 61.5 | 64.2 | 16.0 | 1.85 | 19.46 | 86.7/19705 | 101.8 | 3.89 |
| C16B-3 | 25.400 | 15.88 | 17.02 | 8.28 | 99.8 | 102.9 | 21.0/24.0 | 4.15/3.1 | 31.88 | 160.0/36364 | 203.7 | 9.12/10.34 |
| C20B-3 | 31.750 | 19.05 | 19.56 | 10.19 | 114.2 | 117.9 | 26.4 | 4.5/3.5 | 36.45 | 250.0/56818 | 290.0 | 11.34 |
| C24B-3 | 38.100 | 25.40 | 25.40 | 14.63 | 150.1 | 154.6 | 33.2 | 6.0/4.8 | 48.36 | 425.0/96591 | 493.0 | 22.10 |
| C28B-3 | 44.450 | 27.94 | 30.99 | 15.90 | 184.2 | 188.7 | 36.7 | 7.5/6.0 | 59.56 | 530.0/120454 | 609.5 | 29.64 |
| C32B-3 | 50.800 | 29.21 | 30.99 | 17.81 | 183.2 | 188.2 | 42.0 | 7.0/6.0 | 58.55 | 670.0/152273 | 770.5 | 31.27 |

短节距输送链附件

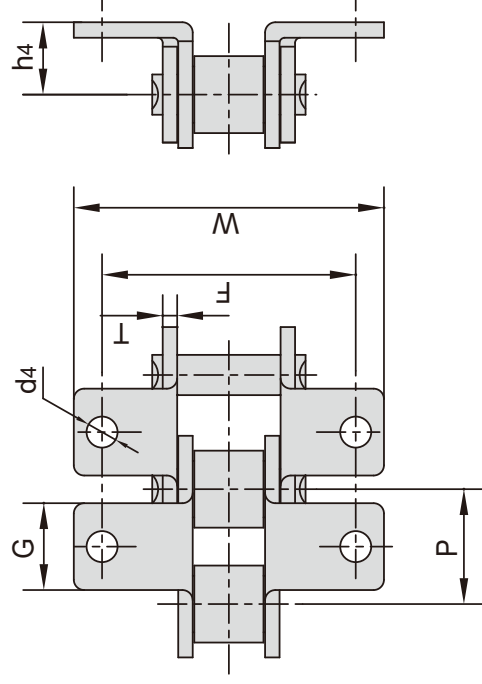
Short pitch conveyor chain attachments



A1



K1



| ISO/DIN 链号 ISO/DIN Chain No. | 东华 链号 Donghua Chain No. | P mm | G mm | F mm | W mm | T mm | h4 mm | d4 mm |
|---------------------------------------|----------------------------------|---------|---------|---------|---------|---------|----------|----------|
| 25 | 04C | 6.350 | 5.6 | 13.80 | 23.2 | 0.80 | 4.30 | 3.4 |
| 35 | 06C | 9.525 | 7.9 | 19.00 | 28.6 | 1.30 | 6.35 | 3.4 |
| 40 | 08A | 12.700 | 9.5 | 25.40 | 35.2 | 1.50 | 7.90 | 3.4 |
| 41 | 085 | 12.700 | 9.5 | 24.00 | 33.4 | 1.30 | 6.90 | 3.6 |
| 50 | 10A | 15.875 | 12.7 | 31.75 | 46.2 | 2.03 | 10.30 | 5.5 |
| 60 | 12A | 19.050 | 15.9 | 38.10 | 55.6 | 2.42 | 11.90 | 5.5 |
| 80 | 16A | 25.400 | 19.1 | 50.80 | 64.8 | 3.25 | 15.90 | 6.8 |
| 100 | 20A | 31.750 | 25.4 | 63.50 | 89.8 | 4.00 | 19.80 | 9.2 |
| 120 | 24A | 38.100 | 28.6 | 76.20 | 108.5 | 4.80 | 23.00 | 9.8 |
| 140 | 28A | 44.450 | 34.9 | 88.90 | 123.0 | 5.60 | 28.60 | 11.4 |
| 160 | 32A | 50.800 | 38.1 | 101.60 | 142.8 | 6.40 | 31.75 | 13.1 |
| 200 | 40A | 63.500 | 50.8 | 127.00 | 179.0 | 8.00 | 42.88 | 16.3 |
| *06B | *06B | 9.525 | 8.0 | 19.04 | 27.0 | 1.30 | 6.50 | 3.5 |
| 08B | 08B | 12.700 | 9.5 | 25.40 | 36.4 | 1.60 | 8.90 | 4.5 |
| 10B | 10B | 15.875 | 14.3 | 31.75 | 44.6 | 1.70 | 10.31 | 5.3 |
| 12B | 12B | 19.050 | 16.0 | 38.10 | 52.4 | 1.85 | 13.46 | 6.4 |
| 16B | 16B | 25.400 | 19.1 | 50.80 | 72.6 | 3.10 | 15.88 | 6.4 |
| 20B | 20B | 31.750 | 35.0 | 63.50 | 100.5 | 3.50 | 19.80 | 9.0 |
| 24B | 24B | 38.100 | 30.0 | 76.20 | 108.4 | 4.80 | 26.67 | 10.5 |
| 28B | 28B | 44.450 | 35.0 | 88.90 | 123.0 | 6.00 | 28.58 | 13.1 |
| 32B | 32B | 50.800 | 38.1 | 101.60 | 142.8 | 6.00 | 31.75 | 13.1 |

*直链板

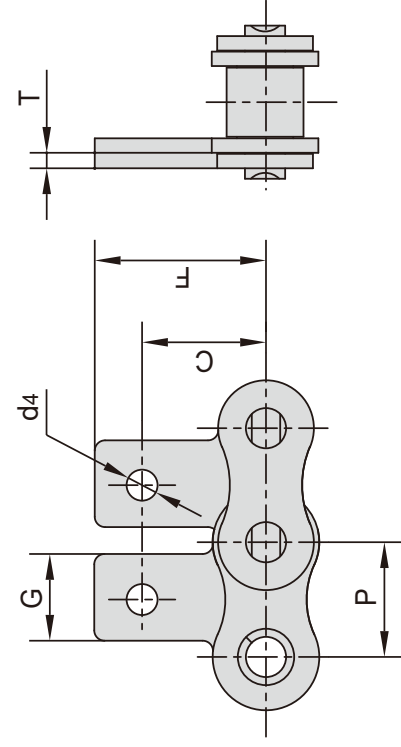
*Straight side plates

短节距输送链附件

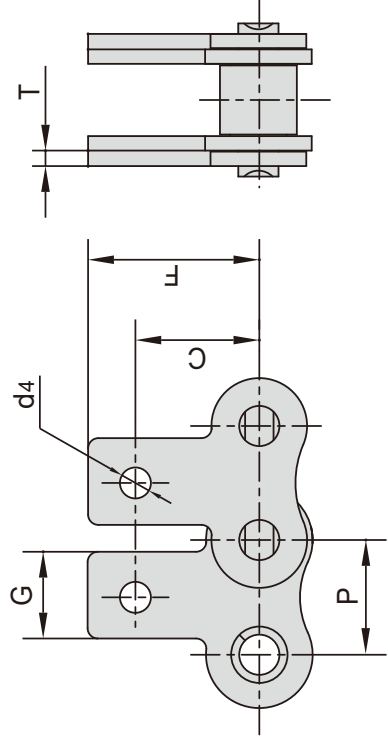
Short pitch conveyor chain attachments



SA1/M1单侧(one side)



SK1/M1双侧(both sides)



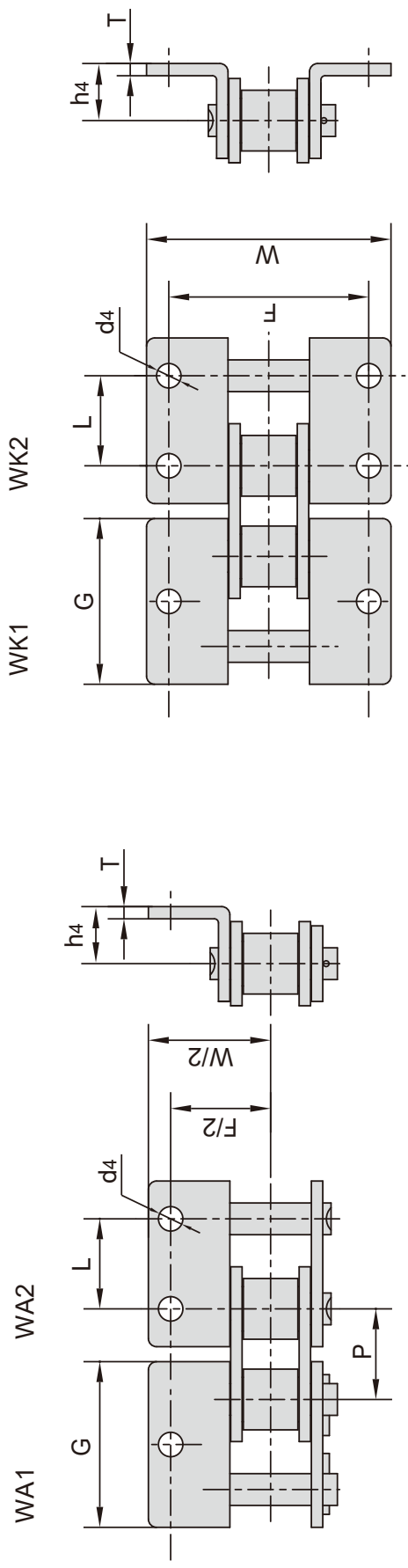
| ISO/DIN 链号 ISO/DIN Chain No. | 东华 链号 Donghua Chain No. | P mm | G mm | C mm | F mm | T mm | d4 mm |
|---------------------------------------|----------------------------------|---------|---------|---------|---------|---------|----------|
| 25 | 04C | 6.350 | 5.6 | 7.95 | 11.70 | 0.80 | 3.4 |
| 35 | 06C | 9.525 | 7.9 | 9.50 | 14.55 | 1.30 | 3.4 |
| 40 | 08A | 12.700 | 9.5 | 12.70 | 19.05 | 1.50 | 3.4 |
| 41 | 085 | 12.700 | 9.5 | 11.85 | 16.55 | 1.30 | 3.6 |
| 50 | 10A | 15.875 | 12.7 | 15.90 | 25.25 | 2.03 | 5.5 |
| 60 | 12A | 19.050 | 15.9 | 18.30 | 29.33 | 2.42 | 5.5 |
| 80 | 16A | 25.400 | 19.1 | 24.60 | 34.70 | 3.25 | 6.8 |
| 100 | 20A | 31.750 | 25.4 | 31.80 | 43.30 | 4.00 | 9.2 |
| 120 | 24A | 38.100 | 28.6 | 36.50 | 51.60 | 4.80 | 9.8 |
| 140 | 28A | 44.450 | 34.9 | 44.50 | 62.00 | 5.60 | 11.4 |
| 160 | 32A | 50.800 | 38.1 | 50.80 | 69.85 | 6.40 | 13.1 |
| 200 | 40A | 63.500 | 50.8 | 63.50 | 88.90 | 8.00 | 16.3 |
| *06B | *06B | 9.525 | 8.0 | 9.52 | 13.50 | 1.30 | 3.5 |
| 08B | 08B | 12.700 | 9.5 | 13.35 | 18.90 | 1.60 | 4.3 |
| 10B | 10B | 15.875 | 14.3 | 16.50 | 22.95 | 1.70 | 5.3 |
| 12B | 12B | 19.050 | 16.0 | 21.45 | 28.60 | 1.85 | 6.4 |
| 16B | 16B | 25.400 | 19.1 | 23.15 | 34.00 | 3.10 | 6.4 |
| 20B | 20B | 31.750 | 35.0 | 30.50 | 45.70 | 3.50 | 9.0 |
| 24B | 24B | 38.100 | 36.0 | 36.00 | 61.50 | 4.80 | 10.5 |

*直链板

*Straight side plates

短节距输送链附件

Short pitch conveyor chain attachments



| ISO/DIN 链号 ISO/DIN Chain No. | 东华链号 Donghua Chain No. | P | G | L | F | W | T | h4 | d4 |
|---------------------------------|---------------------------|--------|--------|--------|--------|-------|------|-------|-------|
| | | mm | mm | mm | mm | mm | mm | mm | mm |
| 25 | 04C | 6.350 | 11.41 | 6.350 | 13.80 | 23.2 | 0.80 | 4.30 | 3.40 |
| 35 | 06C | 9.525 | 17.32 | 9.525 | 19.00 | 28.6 | 1.30 | 6.35 | 2.80 |
| 40 | 08A | 12.700 | 23.00 | 12.700 | 25.40 | 35.6 | 1.50 | 7.90 | 3.40 |
| 41 | 085 | 12.700 | 22.30 | 12.700 | 24.00 | 35.0 | 1.30 | 7.20 | 4.85 |
| 50 | 10A | 15.875 | 28.80 | 15.875 | 31.75 | 46.8 | 2.03 | 10.30 | 5.50 |
| 60 | 12A | 19.050 | 34.65 | 19.050 | 38.10 | 56.4 | 2.42 | 11.90 | 5.50 |
| 80 | 16A | 25.400 | 45.90 | 25.400 | 50.80 | 73.2 | 3.25 | 15.90 | 6.80 |
| 100 | 20A | 31.750 | 57.65 | 31.750 | 63.50 | 89.8 | 4.00 | 19.80 | 9.20 |
| 120 | 24A | 38.100 | 69.30 | 38.100 | 76.20 | 108.8 | 4.80 | 23.00 | 9.80 |
| 140 | 28A | 44.450 | 80.45 | 44.450 | 88.90 | 123.0 | 5.60 | 28.60 | 11.40 |
| 160 | 32A | 50.800 | 92.00 | 50.800 | 101.60 | 142.8 | 6.40 | 31.75 | 13.10 |
| 200 | 40A | 63.500 | 115.50 | 63.500 | 127.00 | 179.0 | 8.00 | 42.88 | 16.30 |
| *06B | *06B | 9.525 | 17.72 | 9.525 | 19.04 | 27.0 | 1.30 | 6.50 | 3.50 |
| 08B | 08B | 12.700 | 24.00 | 12.700 | 25.40 | 36.4 | 1.60 | 8.90 | 4.30 |
| 10B | 10B | 15.875 | 29.58 | 15.875 | 31.80 | 44.6 | 1.70 | 10.31 | 5.30 |
| 12B | 12B | 19.050 | 34.05 | 19.050 | 38.10 | 52.4 | 1.85 | 13.46 | 6.40 |
| 16B | 16B | 25.400 | 46.40 | 25.400 | 50.80 | 72.6 | 3.10 | 15.88 | 6.40 |
| 20B | 20B | 31.750 | 58.10 | 31.750 | 63.50 | 100.5 | 3.50 | 19.80 | 9.00 |
| 24B | 24B | 38.100 | 71.30 | 38.100 | 76.20 | 108.4 | 4.80 | 26.67 | 10.50 |
| 28B | 28B | 44.450 | 81.10 | 44.450 | 88.90 | 123.0 | 6.00 | 28.58 | 13.10 |
| 32B | 32B | 50.800 | 92.80 | 50.800 | 101.60 | 142.8 | 6.00 | 31.75 | 13.10 |

*直链板

*Straight side plates

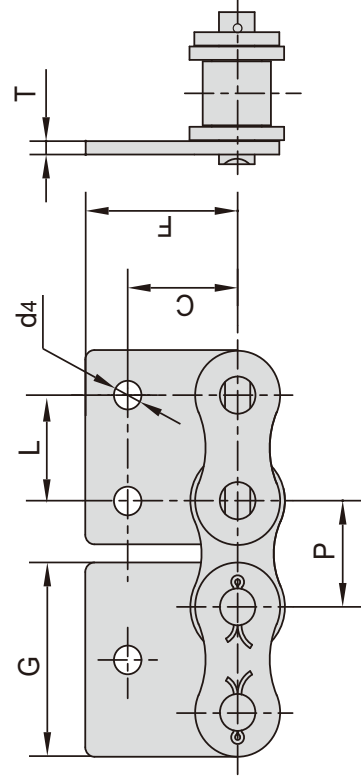
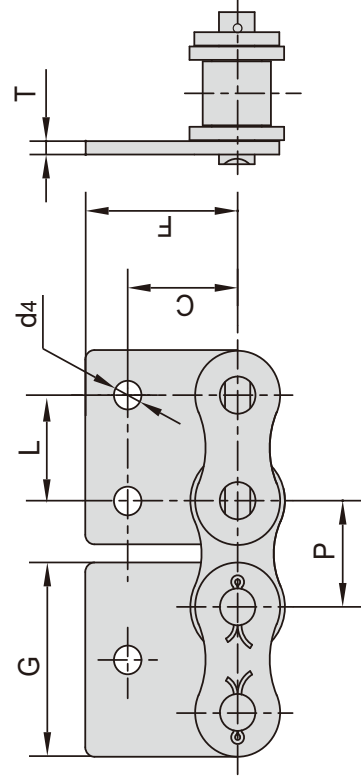
短节距输送链附件

Short pitch conveyor chain attachments



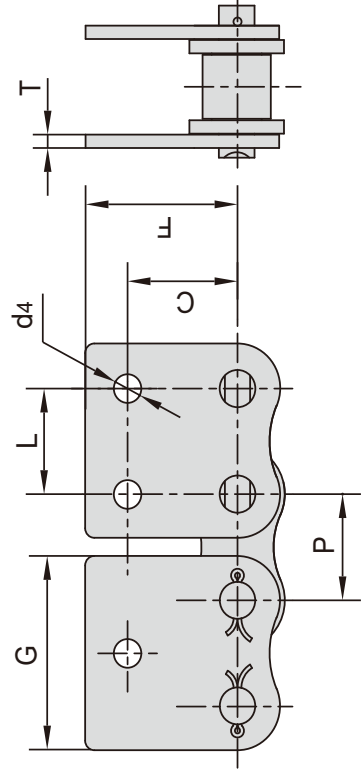
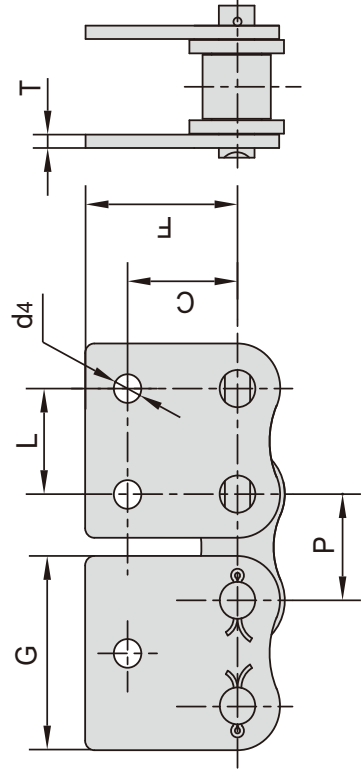
WSA1

WSA2



WSK1

WSK2



| ISO/DIN 链号 ISO/DIN Chain No. | 东华 链号 Donghua Chain No. | P mm | G mm | L mm | C mm | F mm | T mm | d4 mm |
|---------------------------------------|----------------------------------|---------|---------|---------|---------|---------|---------|----------|
| 25 | 04C | 6.350 | 11.41 | 6.350 | 7.95 | 11.70 | 0.80 | 3.4 |
| 35 | 06C | 9.525 | 17.32 | 9.525 | 9.50 | 14.55 | 1.30 | 2.8 |
| 40 | 08A | 12.700 | 23.00 | 12.700 | 12.70 | 17.40 | 1.50 | 3.4 |
| 41 | 085 | 12.700 | 21.20 | 12.700 | 11.85 | 16.55 | 1.30 | 3.6 |
| 50 | 10A | 15.875 | 28.80 | 15.875 | 15.90 | 23.05 | 2.03 | 5.5 |
| 60 | 12A | 19.050 | 34.65 | 19.050 | 18.30 | 26.86 | 2.42 | 5.5 |
| 80 | 16A | 25.400 | 45.90 | 25.400 | 24.60 | 35.45 | 3.25 | 6.8 |
| 100 | 20A | 31.750 | 57.65 | 31.750 | 31.80 | 44.00 | 4.00 | 9.2 |
| 120 | 24A | 38.100 | 69.30 | 38.100 | 36.50 | 51.60 | 4.80 | 9.8 |
| 140 | 28A | 44.450 | 80.45 | 44.450 | 44.50 | 62.00 | 5.60 | 11.4 |
| 160 | 32A | 50.800 | 92.00 | 50.800 | 50.80 | 69.85 | 6.40 | 13.1 |
| 200 | 40A | 63.500 | 115.5 | 63.500 | 63.50 | 88.90 | 8.00 | 16.3 |
| *06B | *06B | 9.525 | 17.72 | 9.525 | 9.52 | 13.50 | 1.30 | 3.5 |
| 08B | 08B | 12.700 | 23.30 | 12.700 | 13.35 | 18.90 | 1.60 | 4.3 |
| 10B | 10B | 15.875 | 29.58 | 15.875 | 16.50 | 22.95 | 1.70 | 5.3 |
| 12B | 12B | 19.050 | 34.05 | 19.050 | 21.45 | 28.60 | 1.85 | 6.4 |
| 16B | 16B | 25.400 | 46.40 | 25.400 | 23.15 | 34.00 | 3.10 | 6.4 |
| 20B | 20B | 31.750 | 58.10 | 31.750 | 30.50 | 45.70 | 3.50 | 9.0 |
| 24B | 24B | 38.100 | 71.30 | 38.100 | 42.70 | 61.50 | 4.80 | 10.5 |

*直链板

*Straight side plates

短节距输送链附件

Short pitch conveyor chain attachments



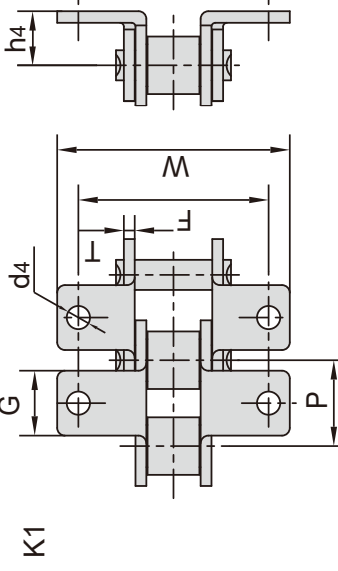
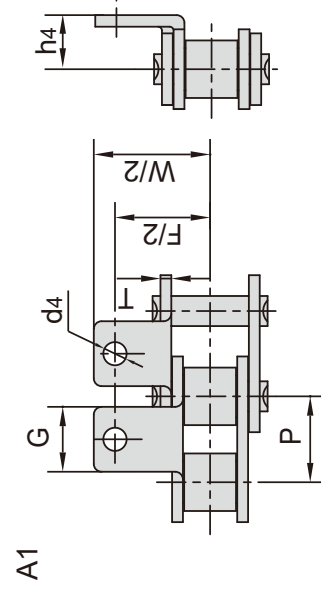
| 东华链号 Donghua Chain No. | P mm | G mm | F mm | W mm | T mm | h ₄ mm | d ₄ mm |
|------------------------------|---------|---------|---------|---------|---------|----------------------|----------------------|
| 04CA1F2 | 6.350 | 6.00 | 22.20 | 29.00 | 0.80 | 2.50 | 2.00 |
| 25K1F1 | 6.350 | 5.60 | 14.27 | 21.38 | 0.80 | 4.75 | 3.40 |
| 05BA1F1 | 8.000 | 8.00 | 14.00 | 21.00 | 0.80 | 5.00 | 3.10 |
| *06BK1F3 | 9.525 | 8.00 | 18.81 | 26.81 | 1.15 | 6.50 | 3.50 |
| *06BK1F5 | 9.525 | 8.00 | 19.04 | 27.04 | 1.30 | 6.50 | 4.50 |
| *06BK1F6 | 9.525 | 8.00 | 29.08 | 41.68 | 1.30 | 8.90 | 4.50 |
| 06CA1F1 | 9.525 | 7.90 | 19.20 | 28.80 | 1.30 | 6.35 | 2.80 |
| 06CA1F2 | 9.525 | 7.90 | 19.20 | 28.80 | 1.30 | 6.35 | 4.00 |
| *C40A1F1 | 12.700 | 10.00 | 25.40 | 33.40 | 1.50 | 9.10 | 3.40 |
| 08AA1F1 | 12.700 | 9.50 | 38.50 | 44.50 | 1.50 | 8.20 | 3.60 |
| 08AA1F10 | 12.700 | 9.60 | 28.00 | 36.20 | 1.50 | 8.50 | 3.20 |
| 08AA1F12 | 12.700 | 9.50 | 25.40 | 35.20 | 1.50 | 7.90 | 3.20 |
| 08AA1F14 | 12.700 | 10.80 | 26.40 | 35.40 | 1.50 | 9.00 | 4.40 |
| 08AA1F15 | 12.700 | 18.00 | 26.40 | 39.00 | 1.50 | 9.00 | 4.20 |
| 08AA1F18 | 12.700 | 11.00 | 36.85 | 46.00 | 1.50 | 7.90 | 3.60 |
| 08AA1F2 | 12.700 | 9.50 | 25.40 | 35.20 | 1.50 | 7.90 | 4.85 |
| 08AA1F3 | 12.700 | 15.88 | 25.40 | 35.60 | 1.50 | 8.00 | 4.95 |
| 08AA1F6 | 12.700 | 9.50 | 25.40 | 35.20 | 1.50 | 7.90 | 5.00 |
| 08AA1F7 | 12.700 | 18.00 | 37.00 | 52.00 | 1.50 | 8.00 | 5.20 |
| 08AA1F9 | 12.700 | 9.60 | 55.40 | 62.50 | 1.50 | 7.50 | 4.20 |
| 08AK1F16 | 12.700 | 10.50 | 25.40 | 38.80 | 1.50 | 7.95 | 5.50 |
| 08AK1F2 | 12.700 | 9.50 | 25.40 | 35.20 | 1.50 | 7.90 | 4.85 |
| 08AK1F4 | 12.700 | 9.50 | 25.39 | 35.19 | 1.50 | 7.90 | 5.50 |
| 08BA1F11 | 12.700 | 11.00 | 25.40 | 36.40 | 1.60 | 8.90 | 4.30 |
| 08BA1F16 | 12.700 | 12.30 | 27.80 | 42.80 | 1.60 | 21.00 | 5.20 |
| 08BA1F18 | 12.700 | 9.50 | 28.30 | 37.00 | 1.60 | 8.00 | 4.30 |
| 08BA1F2 | 12.700 | 11.40 | 38.60 | 49.60 | 1.60 | 8.90 | 3.50 |
| 08BA1F20 | 12.700 | 12.60 | 22.95 | 33.95 | 1.60 | 10.20 | 5.00 |
| 08BA1F28 | 12.700 | 9.50 | 25.40 | 34.52 | 1.60 | 9.95 | 4.00 |
| 08BA1F30 | 12.700 | 11.00 | 26.23 | 35.43 | 1.60 | 9.00 | 4.50 |
| 08BA1F33 | 12.700 | 10.00 | 30.40 | 38.80 | 1.60 | 8.20 | 3.10 |
| 08BA1F34 | 12.700 | 9.60 | 36.40 | 48.00 | 1.60 | 9.60 | 3.20 |

*直链板

*Straight side plates

短节距输送链附件

Short pitch conveyor chain attachments



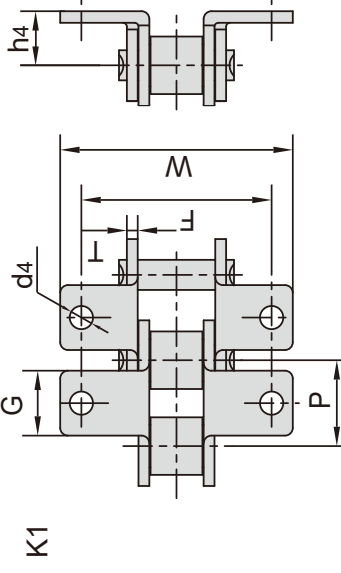
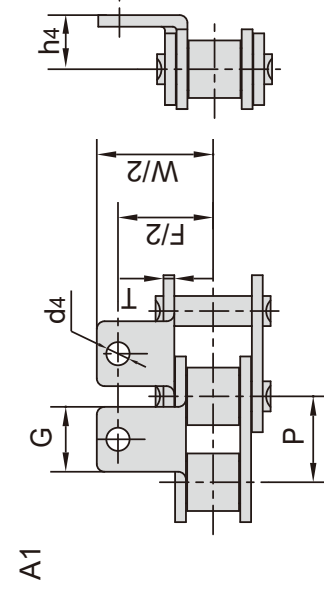
| 东华链号 Donghua Chain No. | P mm | G mm | F mm | W mm | T mm | h4 mm | d4 mm |
|------------------------------|---------|---------|---------|---------|---------|----------|-----------|
| 08BA1F39 | 12.700 | 9.50 | 36.40 | 44.00 | 1.60 | 9.50 | 3.20 |
| 08BA1F40 | 12.700 | 9.50 | 26.60 | 34.20 | 1.60 | 8.50 | 3.20 |
| 08BA1F41 | 12.700 | 12.50 | 35.00 | 43.00 | 1.60 | 9.00 | 3.70 |
| 08BA1F47 | 12.700 | 9.50 | 26.60 | 32.60 | 1.60 | 8.50 | 3.10 |
| 08BA1F48 | 12.700 | 13.00 | 38.20 | 48.60 | 1.60 | 10.50 | 6.10 |
| 08BA1F49 | 12.700 | 12.00 | 26.00 | 38.80 | 1.60 | 8.00 | 3.50 |
| 08BA1F51 | 12.700 | 9.50 | 25.40 | 35.20 | 1.60 | 8.90 | 4.30 |
| 08BA1F53 | 12.700 | 11.00 | 26.00 | 36.40 | 1.60 | 8.90 | 6.5 × 4.5 |
| 08BA1F56 | 12.700 | 9.50 | 34.20 | 43.70 | 1.60 | 9.00 | 3.10 |
| 08BA1F58 | 12.700 | 9.50 | 47.00 | 57.50 | 1.60 | 8.90 | 4.50 |
| 08BA1F6 | 12.700 | 18.00 | 25.80 | 37.80 | 1.60 | 8.00 | 4.20 |
| 08BA1F8 | 12.700 | 11.20 | 21.85 | 32.85 | 2.50 | 8.90 | 4.30 |
| 08BA3F1 | 12.700 | 22.70 | 33.20 | 46.90 | 1.60 | 7.80 | 2.9/6.7 |
| 08BF30 | 12.700 | 18.00 | 27.20 | 40.00 | 1.60 | 8.00 | 4.30 |
| 08BF33 | 12.700 | 9.50 | 27.74 | 38.80 | 1.60 | 8.50 | 3.10 |
| 08BK1F10 | 12.700 | 11.00 | 27.77 | 38.77 | 1.55 | 8.75 | 4.30 |
| 08BK1F14 | 12.700 | 11.00 | 25.57 | 36.57 | 1.60 | 8.90 | 6.50 |
| 08BK1F15 | 12.700 | 17.90 | 27.60 | 39.60 | 1.60 | 8.00 | 7.10 |
| 08BK1F26 | 12.700 | 11.00 | 26.50 | 36.00 | 1.60 | 8.80 | 4.40 |
| 08BK1F29 | 12.700 | 12.50 | 26.20 | 38.00 | 1.60 | 10.00 | 4.50 |
| 08BK1F35 | 12.700 | 9.50 | 25.33 | 35.03 | 1.60 | 8.90 | M3 |
| 08BK1F43 | 12.700 | 9.50 | 28.20 | 37.20 | 1.60 | 8.40 | 4.30 |
| 08BK1F44 | 12.700 | 11.50 | 26.00 | 36.00 | 1.60 | 8.50 | 4.20 |
| 08BK1F5 | 12.700 | 9.50 | 29.00 | 38.70 | 1.60 | 7.10 | 4.50 |
| 08BK1F54 | 12.700 | 14.00 | 30.20 | 42.00 | 1.60 | 8.90 | 5.50 |
| 08BK1F55 | 12.700 | 12.00 | 25.40 | 36.40 | 1.60 | 8.90 | 5.00 |
| 08BK1F57 | 12.700 | 12.00 | 25.40 | 36.40 | 1.60 | 8.90 | 5.50 |
| 08BK1F7 | 12.700 | 9.50 | 29.00 | 39.00 | 1.60 | 7.00 | 4.50 |
| 08BK1F9 | 12.700 | 9.50 | 25.40 | 36.40 | 1.60 | 8.90 | M4 |
| 428HK1F3 | 12.700 | 11.50 | 30.00 | 43.50 | 2.03 | 8.90 | 5.50 |
| *C10BK0F1 | 15.875 | 13.00 | - | 35.00 | 1.70 | 10.30 | - |
| 10AA1F10 | 15.875 | 12.70 | 31.80 | 46.20 | 2.03 | 10.30 | M5 |
| 10AA1F11 | 15.875 | 12.70 | 31.80 | 46.20 | 2.03 | 25.30 | 5.50 |

*直链板

*Straight side plates

短节距输送链附件

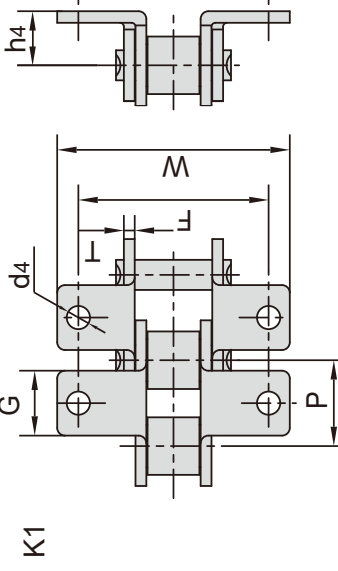
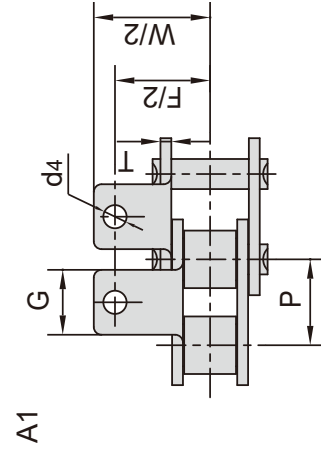
Short pitch conveyor chain attachments



| 东华链号 Donghua Chain No. | P mm | G mm | F mm | W mm | T mm | h ₄ mm | d ₄ mm |
|------------------------------|---------|---------|---------|---------|---------|----------------------|----------------------|
| 10AA1F13 | 15.875 | 14.00 | 33.20 | 50.40 | 2.03 | 11.50 | 3.10 |
| 10AA2F1 | 15.875 | 24.10 | 33.60 | 43.20 | 2.03 | 8.20 | 3.50 |
| 10AHK1F1 | 15.875 | 12.70 | 34.00 | 48.40 | 2.42 | 10.30 | M5 |
| 10AHK1F2 | 15.875 | 12.70 | 33.00 | 47.40 | 2.42 | 10.40 | M5 |
| 10AK1F23 | 15.875 | 20.00 | 32.16 | 48.06 | 2.03 | 10.90 | 6.50 |
| 10AK1F24 | 15.875 | 12.70 | 31.75 | 46.20 | 2.03 | 10.30 | 5.20 |
| 10AK1F3 | 15.875 | 14.29 | 31.75 | 46.20 | 2.03 | 10.30 | 5.50 |
| 10AK1F5 | 15.875 | 20.00 | 39.00 | 50.10 | 2.03 | 12.50 | M5 |
| 10AK1F7 | 15.875 | 12.70 | 31.80 | 46.20 | 2.03 | 10.30 | M6 |
| 10AK1F8 | 15.875 | 12.70 | 31.80 | 46.20 | 2.03 | 10.30 | 6.50 |
| 10AK1F9 | 15.875 | 20.00 | 38.97 | 50.07 | 2.03 | 12.50 | 5.50 |
| 10BA0F2 | 15.875 | 14.00 | - | 49.41 | 1.70 | 10.30 | - |
| 10BA0F3 | 15.875 | 14.00 | - | 46.51 | 1.70 | 10.40 | - |
| 10BA1F11 | 15.875 | 15.00 | 31.80 | 49.60 | 1.70 | 10.30 | M5 |
| 10BA1F13 | 15.875 | 14.10 | 30.81 | 48.01 | 1.70 | 10.50 | M5 |
| 10BA1F14 | 15.875 | 14.30 | 31.76 | 44.60 | 1.70 | 10.31 | 6.40 |
| 10BF11 | 15.875 | 14.00 | - | 51.81 | 1.70 | 10.40 | - |
| 10BK0F4 | 15.875 | 14.00 | - | 45.81 | 1.70 | 10.30 | - |
| 10BK0F5 | 15.875 | 15.00 | - | 69.20 | 1.70 | 10.31 | - |
| 10BK1F12 | 15.875 | 13.00 | 32.41 | 50.11 | 1.70 | 11.00 | 6.00 |
| 10BK1F17 | 15.875 | 14.30 | 31.80 | 44.60 | 1.70 | 10.31 | 7.3 × 5.5 |
| 10BK1F18 | 15.875 | 14.00 | 32.78 | 49.96 | 1.70 | 11.50 | 3.10 |
| 10BK1F19 | 15.875 | 12.80 | 32.00 | 46.60 | 1.70 | 10.60 | M6 |
| 10BK1F2 | 15.875 | 13.00 | 32.40 | 45.20 | 1.70 | 11.00 | 6.00 |
| 10BK1F21 | 15.875 | 14.00 | 35.00 | 50.80 | 1.70 | 9.00 | 7.10 |
| 10BK1F22 | 15.875 | 14.10 | 31.80 | 47.60 | 1.70 | 10.40 | 5.20 |
| 10BK1F3 | 15.875 | 13.00 | 32.41 | 51.11 | 1.70 | 10.50 | 6.00 |
| 10BK1F4 | 15.875 | 17.50 | 30.41 | 47.41 | 1.70 | 11.50 | 6.00 |
| 10BK1F5 | 15.875 | 13.00 | 29.41 | 42.21 | 1.70 | 10.00 | 5.50 |
| 10BK1F6 | 15.875 | 12.70 | 30.00 | 47.00 | 1.70 | 10.20 | 5.30 |
| 10BK1F7 | 15.875 | 14.00 | 31.50 | 49.60 | 1.70 | 10.30 | 5.50 |
| 10BK1F8 | 15.875 | 14.00 | 31.41 | 48.31 | 1.70 | 10.50 | 5.30 |
| 10BSBA1F2 | 15.875 | 13.50 | 30.00 | 44.40 | 1.70 | 10.50 | 5.30 |

短节距输送链附件

Short pitch conveyor chain attachments



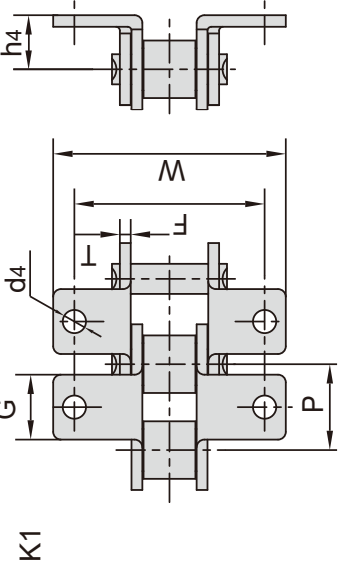
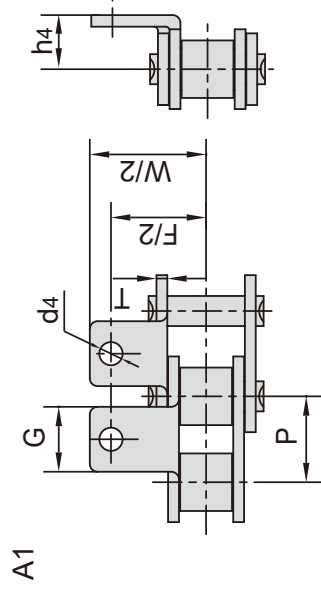
| 东华链号 Donghua Chain No. | P mm | G mm | F mm | W mm | T mm | h ₄ mm | d ₄ mm |
|------------------------------|---------|---------|---------|---------|---------|----------------------|----------------------|
| 50 ORA1F14 | 15.875 | 12.70 | 34.40 | 48.80 | 2.03 | 10.30 | 5.20 |
| *C12BA1F26 | 19.050 | 16.00 | 37.60 | 56.00 | 1.85 | 13.50 | 7.20 |
| 12AA1F10 | 19.050 | 15.90 | 38.10 | 55.60 | 2.42 | 11.90 | 7.00 |
| 12AA1F32 | 19.050 | 25.00 | 44.84 | 58.84 | 2.42 | 21.00 | 5.50 |
| 12AA1F33 | 19.050 | 15.90 | 38.10 | 55.60 | 2.42 | 11.90 | 6.30 |
| 12AA1F7 | 19.050 | 15.90 | 38.10 | 55.50 | 2.42 | 11.90 | 6.00 |
| 12AA2F11 | 19.050 | 21.00 | 40.00 | 51.20 | 2.42 | 11.90 | 5.30 |
| 12AK1F1 | 19.050 | 15.90 | 40.00 | 55.60 | 2.42 | 11.90 | 6.20 |
| 12AK1F22 | 19.050 | 15.90 | 38.10 | 55.50 | 2.42 | 13.46 | M5 |
| 12AK1F27 | 19.050 | 15.90 | 60.80 | 78.20 | 2.42 | 11.90 | 6.35 |
| 12AK1F28 | 19.050 | 15.90 | 38.10 | 55.60 | 2.42 | 11.90 | 8.50 |
| 12AK1F30 | 19.050 | 15.90 | 38.20 | 55.60 | 2.42 | 11.90 | 6.50 |
| 12AK1F31 | 19.050 | 25.00 | 45.50 | 64.50 | 2.42 | 11.90 | 8.20 |
| 12AK1F34 | 19.050 | 15.90 | 38.10 | 55.60 | 2.42 | 11.90 | M6 |
| 12AK1F36 | 19.050 | 15.90 | 38.10 | 55.60 | 2.42 | 11.90 | M4 |
| 12AK1F4 | 19.050 | 15.90 | 38.10 | 55.50 | 2.42 | 11.90 | M5 |
| 12AK1F7 | 19.050 | 15.90 | 38.10 | 55.60 | 2.42 | 11.90 | 6.00 |
| 12AK1F8 | 19.050 | 15.90 | 40.00 | 55.60 | 2.42 | 11.90 | 6.80 |
| 12BA0F1 | 19.050 | 36.10 | - | 56.75 | 1.85 | 12.00 | - |
| 12BA0F3 | 19.050 | 33.60 | - | 56.80 | 1.85 | 11.50 | - |
| 12BA1F1 | 19.050 | 16.00 | 38.10 | 52.40 | 1.85 | 13.46 | 8.20 |
| 12BA1F12 | 19.050 | 18.00 | 35.20 | 52.70 | 1.85 | 12.20 | 6.40 |
| 12BA1F18 | 19.050 | 24.00 | 35.45 | 51.75 | 1.85 | 12.00 | 6.60 |
| 12BA1F23 | 19.050 | 18.00 | 36.00 | 56.60 | 1.85 | 11.00 | M6 |
| 12BA1F30 | 19.050 | 20.00 | 45.70 | 65.60 | 1.80 | 12.00 | 6.40 |
| 12BA1F34 | 19.050 | 15.90 | 34.25 | 55.60 | 1.85 | 11.90 | 10.9 × 6.4 |
| 12BFK1 | 19.050 | 16.50 | 40.00 | 54.80 | 1.85 | 12.00 | 6.60 |
| 12BK1F10 | 19.050 | 20.50 | 40.00 | 54.50 | 1.85 | 12.00 | 8.50 |
| 12BK1F11 | 19.050 | 16.00 | 38.15 | 52.55 | 1.85 | 13.46 | 10.00 |
| 12BK1F13 | 19.050 | 16.00 | 40.00 | 60.00 | 2.03 | 11.90 | 6.50 |
| 12BK1F15 | 19.050 | 18.00 | 37.00 | 54.60 | 1.85 | 12.20 | 6.40 |
| 12BK1F17 | 19.050 | 16.00 | 35.64 | 55.24 | 1.85 | 11.90 | 6.70 |
| 12BK1F19 | 19.050 | 18.00 | 36.00 | 55.40 | 1.85 | 12.00 | 6.60 |
| 12BK1F2 | 19.050 | 16.00 | 38.10 | 52.40 | 1.85 | 13.46 | 8.00 |

*直链板

*Straight side plates

短节距输送链附件

Short pitch conveyor chain attachments



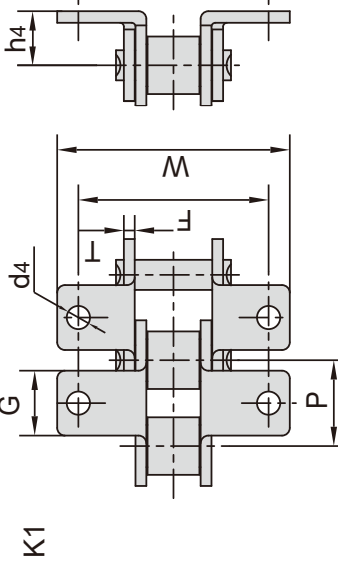
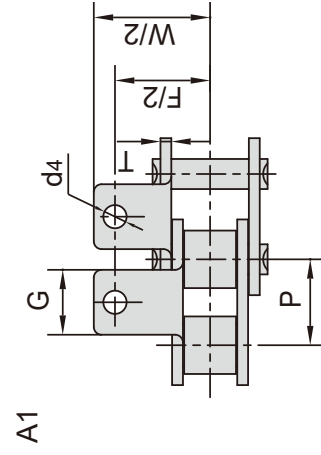
| 东华链号 Donghua Chain No. | P mm | G mm | F mm | W mm | T mm | h ₄ mm | d ₄ mm |
|------------------------------|---------|---------|---------|---------|---------|----------------------|----------------------|
| 12BK1F20 | 19.050 | 16.00 | 35.20 | 51.40 | 1.85 | 12.00 | 7.60 |
| 12BK1F24 | 19.050 | 18.50 | 37.20 | 58.00 | 1.85 | 11.00 | M6 |
| 12BK1F27 | 19.050 | 16.00 | 28.00 | 37.60 | 1.85 | 12.20 | 5.00 |
| 12BK1F28 | 19.050 | 16.00 | 41.00 | 54.65 | 1.85 | 10.00 | 6.40 |
| 12BK1F29 | 19.050 | 16.00 | 40.00 | 54.40 | 1.85 | 13.40 | 6.30 |
| 12BK1F31 | 19.050 | 20.00 | 44.80 | 64.80 | 1.85 | 11.70 | 6.50 |
| 12BK1F32 | 19.050 | 18.00 | 35.80 | 55.50 | 1.85 | 12.00 | 10.00 |
| 12BK1F33 | 19.050 | 16.00 | 38.10 | 52.40 | 1.85 | 13.46 | 8.10 |
| 12BK1F37 | 19.050 | 16.00 | 28.00 | 42.00 | 1.85 | 13.00 | 4.50 |
| 12BK1F38 | 19.050 | 16.00 | 38.10 | 52.44 | 1.85 | 13.46 | 7.20 |
| 12BK1F4 | 19.050 | 16.00 | 38.10 | 52.40 | 1.85 | 13.46 | 6.40 |
| 12BK1F40 | 19.050 | 18.00 | 35.44 | 54.94 | 1.80 | 11.60 | 6.40 |
| 12BK1F41 | 19.050 | 16.00 | 35.00 | 51.60 | 1.85 | 12.00 | 5.60 |
| 12BK1F5 | 19.050 | 18.00 | 35.44 | 54.05 | 1.80 | 11.60 | 6.40 |
| 12BK1F6 | 19.050 | 16.00 | 35.00 | 52.40 | 1.85 | 13.46 | 6.40 |
| 12BK1F8 | 19.050 | 18.00 | 35.20 | 50.40 | 1.85 | 12.20 | 6.40 |
| 12BK1F9 | 19.050 | 16.00 | 24.80 | 39.00 | 1.85 | 13.46 | 6.40 |
| *C16BK1F40 | 25.400 | 16.00 | 37.60 | 56.00 | 1.85 | 13.50 | 7.20 |
| 16AA1F12 | 25.400 | 19.10 | 44.00 | 64.80 | 3.25 | 15.90 | 6.00 |
| 16AA1F19 | 25.400 | 24.00 | 50.80 | 72.80 | 3.25 | 15.90 | 9.00 |
| 16AA1F36 | 25.400 | 19.10 | 50.80 | 64.80 | 3.25 | 15.90 | 8.00 |
| 16AA1F4 | 25.400 | 19.10 | 50.80 | 64.80 | 3.25 | 15.90 | 6.00 |
| 16AA1F43 | 25.400 | 19.10 | 50.80 | 64.80 | 3.25 | 15.90 | 8.20 |
| 16AHA1F1 | 25.400 | 36.50 | 52.80 | 85.80 | 4.00 | 15.90 | 8.90 |
| 16AHK1F10 | 25.400 | 29.00 | 50.80 | 70.60 | 4.00 | 19.10 | 8.20 |
| 16AHK1F11 | 25.400 | 29.00 | 58.00 | 82.60 | 4.00 | 16.90 | 8.10 |
| 16AHK1F12 | 25.400 | 19.10 | 50.80 | 70.60 | 4.00 | 19.10 | 8.50 |
| 16AK1F10 | 25.400 | 19.10 | 50.80 | 64.80 | 3.25 | 15.90 | 10.00 |
| 16AK1F14 | 25.400 | 19.10 | 50.71 | 64.71 | 3.25 | 15.90 | 7.00 |
| 16AK1F17 | 25.400 | 19.10 | 50.80 | 78.60 | 3.25 | 15.90 | 6.80 |
| 16AK1F2 | 25.400 | 38.10 | 50.71 | 73.11 | 3.25 | 15.90 | 7.00 |
| 16AK1F3 | 25.400 | 30.00 | 56.30 | 82.40 | 3.25 | 16.00 | 6.50 |

*直链板

*Straight side plates

短节距输送链附件

Short pitch conveyor chain attachments



| 东华链号 Donghua Chain No. | P mm | G mm | F mm | W mm | T mm | h4 mm | d4 mm |
|------------------------------|---------|---------|---------|---------|---------|----------|------------|
| 16AK1F39 | 25.400 | 19.10 | 50.80 | 64.80 | 3.25 | 15.90 | 5.00 |
| 16AK1F40 | 25.400 | 19.10 | 50.80 | 64.80 | 3.25 | 15.90 | 8.60 |
| 16AK1F42 | 25.400 | 19.10 | 50.80 | 73.20 | 3.25 | 15.90 | 6.80 |
| 16AK1F5 | 25.400 | 25.40 | 44.00 | 56.00 | 3.25 | 15.90 | 6.00 |
| 16AK1F6 | 25.400 | 24.00 | 44.00 | 56.00 | 3.25 | 15.90 | 6.00 |
| 16AK1F8 | 25.400 | 25.00 | 57.80 | 74.90 | 3.25 | 14.50 | 6.80 |
| 16BA1F51 | 25.400 | 24.00 | 57.60 | 82.60 | 3.10 | 17.00 | 9.00 |
| 16BA1F7 | 25.400 | 24.00 | 58.00 | 75.60 | 3.10 | 18.00 | 9.00 |
| 16BK1F10 | 25.400 | 24.00 | 53.58 | 77.58 | 3.00 | 16.30 | 8.20 |
| 16BK1F11 | 25.400 | 26.00 | 58.00 | 74.60 | 4.00 | 18.00 | 9.00 |
| 16BK1F13 | 25.400 | 25.00 | 58.00 | 84.40 | 3.10 | 18.00 | 9.00 |
| 16BK1F15 | 25.400 | 25.00 | 68.00 | 130.00 | 3.10 | 17.00 | 9.10 |
| 16BK1F16 | 25.400 | 23.80 | 58.00 | 83.80 | 1.85 | 17.00 | 8.40 |
| 16BK1F17 | 25.400 | 25.00 | 50.80 | 70.20 | 4.15 | 20.20 | 9.10 |
| 16BK1F19 | 25.400 | 24.00 | 57.15 | 75.00 | 4.15 | 18.00 | 9.00 |
| 16BK1F22 | 25.400 | 18.00 | 54.60 | 72.00 | 3.10 | 18.00 | 10.00 |
| 16BK1F28 | 25.400 | 25.00 | 57.80 | 83.60 | 3.10 | 18.00 | 9.00 |
| 16BK1F3 | 25.400 | 19.10 | 50.80 | 72.60 | 3.10 | 15.88 | 8.20 |
| 16BK1F34 | 25.400 | 25.40 | 50.80 | 72.10 | 3.10 | 15.88 | M6 |
| 16BK1F4 | 25.400 | 36.00 | 54.00 | 78.60 | 3.10 | 16.00 | 8.20 |
| 16BK1F41 | 25.400 | 24.00 | 57.62 | 75.62 | 3.10 | 20.20 | 8.40 |
| 16BK1F42 | 25.400 | 24.00 | 57.72 | 75.72 | 3.10 | 16.50 | 9.00 |
| 16BK1F43 | 25.400 | 24.00 | 58.00 | 75.60 | 3.10 | 18.00 | 10.00 |
| 16BK1F44 | 25.400 | 25.00 | 58.00 | 84.40 | 3.10 | 18.00 | 10.20 |
| 16BK1F45 | 25.400 | 23.80 | 58.00 | 83.82 | 3.10 | 17.00 | 8.00 |
| 16BK1F46 | 25.400 | 36.00 | 54.00 | 78.60 | 3.10 | 16.00 | 8.40 |
| 16BK1F47 | 25.400 | 36.00 | 54.00 | 78.60 | 3.10 | 16.00 | 10.00 |
| 16BK1F48 | 25.400 | 19.05 | 54.43 | 72.80 | 3.10 | 16.00 | 12.6 × 9.0 |
| 16BK1F49 | 25.400 | 19.10 | 50.80 | 72.60 | 4.15 | 15.88 | 8.20 |
| 16BK1F5 | 25.400 | 25.00 | 57.80 | 83.60 | 3.10 | 19.00 | 9.00 |
| 16BK1F52 | 25.400 | 40.00 | 59.58 | 83.00 | 3.10 | 16.85 | 8.60 |
| 16BK1F53 | 25.400 | 24.00 | 58.00 | 79.60 | 3.10 | 18.00 | 9.00 |
| 16BK1F54 | 25.400 | 25.00 | 62.12 | 88.32 | 3.10 | 18.00 | 9.00 |
| 16BK1F56 | 25.400 | 19.00 | 50.80 | 74.80 | 3.10 | 15.90 | 6.80 |
| 20AHK1F1 | 31.750 | 25.40 | 61.08 | 87.675 | 4.80 | 19.81 | 10.30 |
| 20AK1F2 | 31.750 | 25.40 | 53.25 | 77.15 | 6.00 | 19.84 | 8.20 |

短节距输送链附件

Short pitch conveyor chain attachments



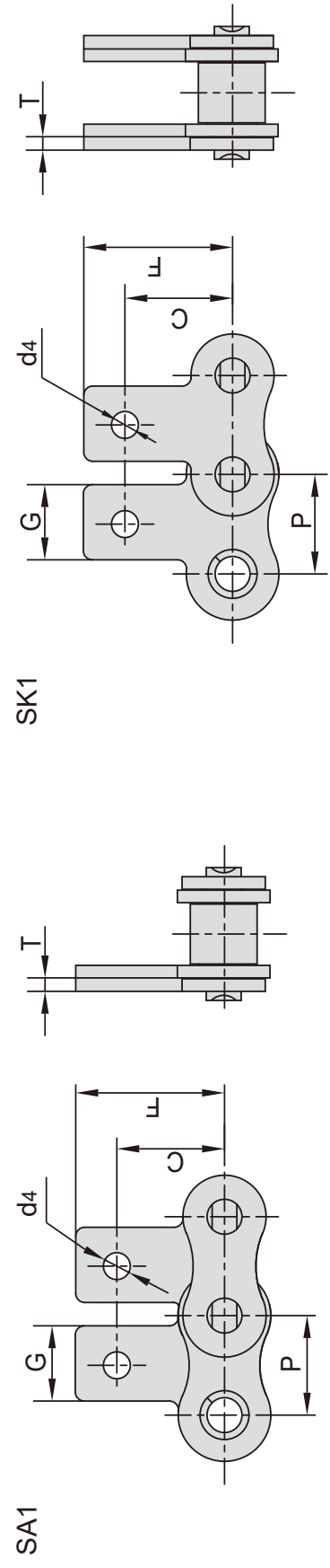
| 东华链号 Donghua Chain No. | P mm | G mm | F mm | W mm | T mm | h4 mm | d4 mm |
|------------------------------|---------|---------|---------|---------|---------|----------|------------|
| 20AK1F3 | 31.750 | 25.40 | 63.50 | 87.30 | 4.00 | 19.80 | 8.70 |
| 20AK1F4 | 31.750 | 25.40 | 63.50 | 89.80 | 4.00 | 19.80 | 8.20 |
| 20AK1F5 | 31.750 | 26.00 | 68.00 | 88.00 | 4.00 | 23.50 | 11.0 × 8.6 |
| 20AK1F7 | 31.750 | 25.40 | 63.50 | 89.60 | 4.00 | 19.80 | 9.20 |
| 20AK1F9 | 31.750 | 25.40 | 63.50 | 89.60 | 4.00 | 19.80 | 10.50 |
| 20BA1F6 | 31.750 | 35.00 | 63.50 | 100.50 | 3.50 | 19.80 | 11.00 |
| 20BA2F7 | 31.750 | 58.10 | 63.40 | 100.40 | 3.50 | 19.80 | 10.50 |
| 20BK1F2 | 31.750 | 26.00 | 68.00 | 88.00 | 4.50 | 23.50 | 9.60 |
| 20BK1F4 | 31.750 | 25.40 | 63.50 | 100.50 | 3.50 | 19.80 | 9.00 |
| 20BK1F5 | 31.750 | 35.00 | 65.00 | 94.20 | 3.50 | 19.80 | 12.50 |
| 20BK1F7 | 31.750 | 35.00 | 70.00 | 100.50 | 3.50 | 22.00 | 8.50 |
| 20BK1F8 | 31.750 | 35.00 | 67.00 | 104.00 | 3.50 | 18.00 | 9.00 |
| *C24BK0F1 | 38.100 | 30.00 | - | 118.00 | 6.00 | 25.00 | - |
| *C24BK1F1 | 38.100 | 30.00 | 77.00 | 108.40 | 6.00 | 25.00 | 10.50 |
| 24AA1F1 | 38.100 | 28.60 | 76.20 | 111.60 | 4.80 | 23.80 | 9.80 |
| 24AA1F10 | 38.100 | 38.00 | 88.20 | 128.00 | 4.80 | 27.40 | 10.50 |
| 24AA1F12 | 38.100 | 28.40 | 75.40 | 99.60 | 4.80 | 23.00 | 10.30 |
| 24AA1F14 | 38.100 | 28.60 | 76.20 | 108.50 | 4.80 | 23.00 | 10.30 |
| 24AA1F3 | 38.100 | 45.00 | 110.00 | 138.00 | 10.00 | 30.00 | 14.00 |
| 24AK1F11 | 38.100 | 28.60 | 76.20 | 108.50 | 4.80 | 23.00 | M4 |
| 24AK1F4 | 38.100 | 28.60 | 88.90 | 108.80 | 4.80 | 23.00 | 12.00 |
| 24AK1F6 | 38.100 | 45.00 | 100.00 | 128.00 | 8.00 | 30.00 | 12.00 |
| 24AK1F7 | 38.100 | 30.00 | 77.00 | 101.60 | 4.80 | 30.00 | 11.00 |
| 24BK1F2 | 38.100 | 38.00 | 88.00 | 128.00 | 4.80 | 25.00 | 11.00 |
| 28AK1F6 | 44.450 | 35.50 | 88.90 | 107.70 | 5.60 | 28.60 | 11.40 |
| 28BF5 | 44.450 | 55.00 | 120.00 | 148.00 | 10.00 | 30.00 | 14.00 |
| 28BF6 | 44.450 | 55.00 | 120.00 | 154.00 | 10.00 | 30.00 | 20 × 14 |
| 28BK1F2 | 44.450 | 55.00 | 120.00 | 148.00 | 10.00 | 30.00 | 14.00 |
| 28BK1F3 | 44.450 | 74.00 | 108.00 | 155.00 | 6.00 | 32.00 | 13.00 |
| 28BK1F4 | 44.450 | 35.00 | 107.00 | 158.00 | 6.00 | 32.00 | 14.00 |
| 32AK1F1 | 50.800 | 38.10 | 101.60 | 142.80 | 6.40 | 31.75 | 14.30 |
| 32BK1F1 | 50.800 | 50.80 | 108.00 | 152.60 | 6.00 | 35.00 | 14.00 |
| 36AK1F1 | 57.150 | 40.00 | 114.30 | 144.30 | 7.20 | 42.00 | 15.00 |
| 40BK1F1 | 63.500 | 40.00 | 140.00 | 173.40 | 8.00 | 48.825 | 13.00 |

*直链板

*Straight side plates

短节距输送链附件

Short pitch conveyor chain attachments



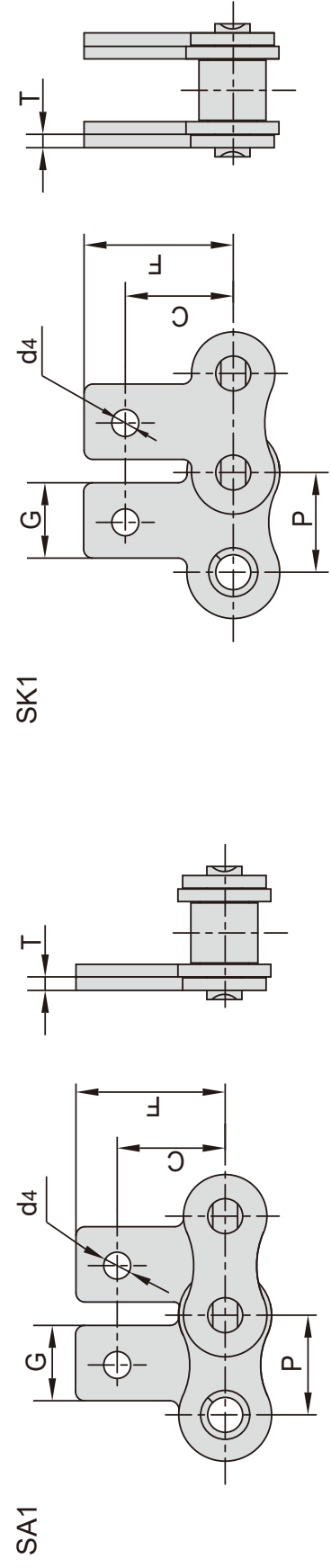
| 东华链号 Donghua Chain No. | P mm | G mm | C mm | F mm | T mm | d4 mm |
|------------------------------|---------|---------|---------|---------|---------|----------|
| 05BSA1F1 | 8.000 | 8.00 | 8.00 | 11.50 | 0.80 | 3.10 |
| 05BSK1F2 | 8.000 | 8.00 | 7.50 | 11.50 | 0.80 | 3.00 |
| *06BSA0F2 | 9.525 | 8.00 | - | 22.10 | 1.30 | - |
| *06BSK1F2 | 9.525 | 8.00 | 9.50 | 13.50 | 1.15 | 3.50 |
| 06CSA0 | 9.525 | 17.32 | - | 14.55 | 1.30 | - |
| 35SK1F1 | 9.525 | 7.90 | 9.50 | 14.55 | 1.30 | 4.00 |
| *C08BSA1F21 | 12.700 | 9.50 | 13.35 | 18.90 | 1.60 | 5.30 |
| 08ASA1F2 | 12.700 | 9.50 | 8.73 | 17.50 | 1.50 | 4.76 |
| 08ASA1F3 | 12.700 | 9.60 | 12.70 | 17.30 | 1.50 | 3.60 |
| 08ASA1F4 | 12.700 | 9.50 | 12.70 | 19.05 | 1.50 | 4.20 |
| 08ASK0F1 | 12.700 | 9.50 | - | 22.23 | 1.50 | - |
| 08BA1F52 | 12.700 | 9.50 | - | 15.00 | 1.60 | - |
| 08BHSK1F1 | 12.700 | 11.00 | 13.35 | 18.90 | 2.03 | 6.50 |
| 08BSA0F1 | 12.700 | 11.00 | - | 19.00 | 1.60 | - |
| 08BSA1F1 | 12.700 | 18.00 | 15.00 | 21.50 | 1.60 | 6.30 |
| 08BSA1F19 | 12.700 | 18.00 | 15.00 | 21.50 | 1.60 | 8.00 |
| 08BSA1F32 | 12.700 | 11.00 | 14.30 | 20.00 | 1.60 | 6.35 |
| 08BSA1F8 | 12.700 | 12.50 | 14.70 | 20.30 | 1.60 | 4.50 |
| 08BSA1F9 | 12.700 | 12.50 | 14.70 | 20.30 | 1.60 | 4.50 |
| 08BSK0F4 | 12.700 | 11.00 | - | 45.00 | 1.60 | - |
| 08BSK0F7 | 12.700 | 10.00 | - | 23.80 | 1.60 | - |
| 08BSK1F12 | 12.700 | 12.50 | 14.70 | 20.30 | 1.60 | 5.00 |
| 08BSK1F2 | 12.700 | 11.00 | 13.40 | 18.90 | 1.60 | 4.30 |
| 08BSK1F22 | 12.700 | 11.00 | 13.00 | 20.80 | 1.60 | 4.45 |
| 08BSK1F3 | 12.700 | 11.00 | 14.10 | 19.50 | 1.55 | 4.30 |
| 08BSK1F34 | 12.700 | 9.50 | 14.10 | 19.20 | 1.60 | 4.30 |

*直链板

*Straight side plates

短节距输送链附件

Short pitch conveyor chain attachments



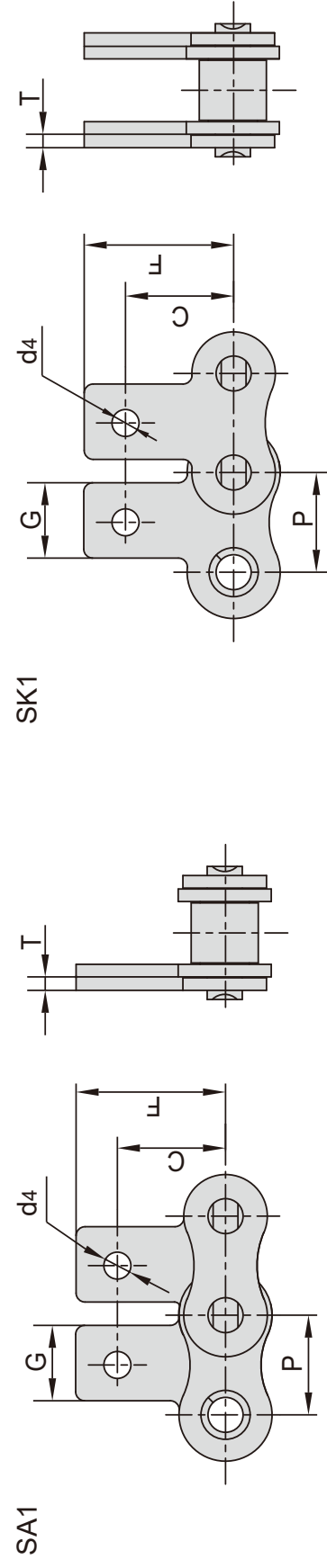
| 东华链号 Donghua Chain No. | P mm | G mm | C mm | F mm | T mm | d4 mm |
|------------------------------|---------|---------|---------|---------|---------|----------|
| 08BSK1F4 | 12.700 | 11.00 | 13.35 | 18.90 | 1.60 | 6.50 |
| 08BSK1F5 | 12.700 | 9.50 | 13.35 | 18.90 | 1.60 | 6.30 |
| 08BSK1F6 | 12.700 | 11.00 | 14.30 | 19.30 | 1.60 | 4.30 |
| 08BSK1F7 | 12.700 | 11.00 | 13.00 | 20.80 | 1.60 | 4.45 |
| 41SK1F3 | 12.700 | 9.50 | 11.85 | 16.55 | 1.30 | 6.20 |
| 10ASA0F2 | 15.875 | 28.50 | - | 93.00 | 2.03 | - |
| 10ASA1F8 | 15.875 | 12.70 | 15.90 | 25.25 | 2.03 | 8.00 |
| 10ASK1F1 | 15.875 | 20.00 | 15.68 | 22.88 | 2.03 | 8.50 |
| 10ASK1F3 | 15.875 | 12.70 | 15.25 | 23.60 | 2.03 | 5.30 |
| 10ASK1F6 | 15.875 | 12.70 | 15.90 | 25.25 | 2.03 | 6.10 |
| 10BSA0F1 | 15.875 | 8.22 | - | 29.52 | 1.70 | - |
| 10BSA1F3 | 15.875 | 24.00 | 16.00 | 24.20 | 1.70 | 5.10 |
| 10BSK1F5 | 15.875 | 14.10 | 15.90 | 23.70 | 1.70 | 5.20 |
| *C12ASK1F6 | 19.050 | 15.75 | 17.78 | 25.50 | 2.42 | 5.70 |
| 12ASA1F4 | 19.050 | 15.90 | 18.30 | 29.33 | 2.42 | 8.50 |
| 12ASK1F1 | 19.050 | 15.90 | 18.30 | 29.33 | 2.42 | 6.10 |
| 12BSA1F3 | 19.050 | 17.00 | 16.00 | 26.60 | 1.85 | 8.00 |
| 12BSA1F4 | 19.050 | 18.00 | 17.00 | 27.00 | 1.85 | 8.00 |
| 12BSK0F1 | 19.050 | 15.00 | - | 26.50 | 1.85 | - |
| 12BSK0F4 | 19.050 | 15.90 | - | 26.00 | 3.30 | - |
| 12BSK1F1 | 19.050 | 18.00 | 18.20 | 28.10 | 1.80 | 6.40 |
| 12BSK1F2 | 19.050 | 18.00 | 18.30 | 26.10 | 1.85 | 6.20 |
| 12BSK1F6 | 19.050 | 18.00 | 18.20 | 28.10 | 1.80 | 6.40 |
| 12BSK1F7 | 19.050 | 16.00 | 17.90 | 26.20 | 1.85 | 5.60 |
| *C16ASA2F1 | 25.400 | 49.40 | 29.50 | 39.50 | 3.25 | 5.50 |
| *C16BSK0F1 | 25.400 | 25.00 | - | 25.00 | 4.15 | - |

*直链板

*Straight side plates

短节距输送链附件

Short pitch conveyor chain attachments

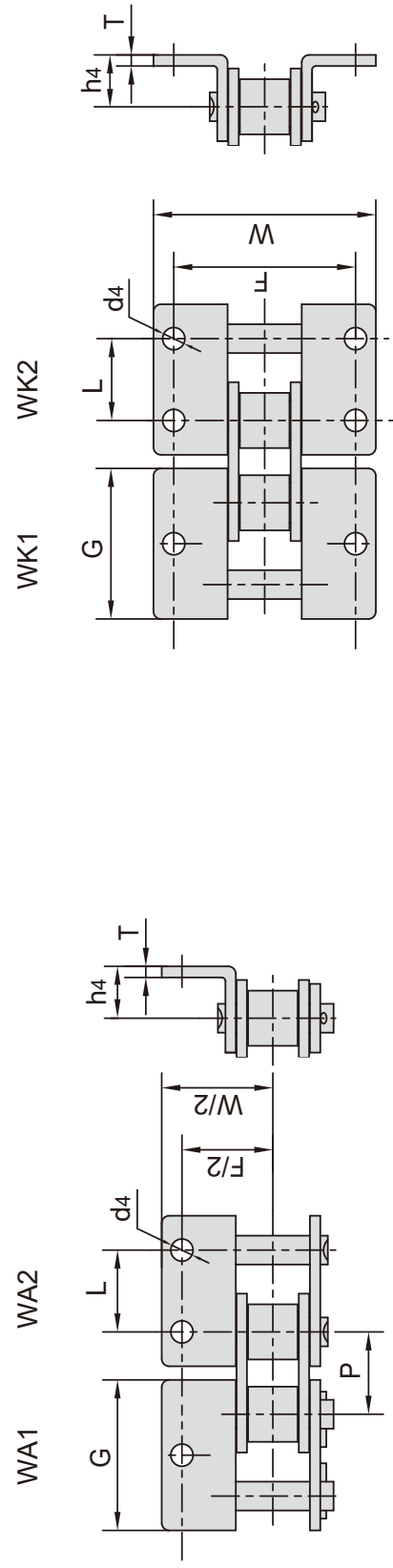


| 东华链号 Donghua Chain No. | P mm | G mm | C mm | F mm | T mm | d4 mm |
|------------------------------|---------|---------|---------|---------|---------|-----------|
| *C16BSK0F3 | 25.400 | 23.94 | - | 22.20 | 3.10 | - |
| *C16BSK0F4 | 25.400 | 46.90 | - | 20.50 | 3.10 | - |
| 16ASAF1 | 25.400 | 19.10 | - | 34.70 | 3.25 | - |
| 16ASAF2 | 25.400 | 19.10 | - | 34.70 | 3.25 | - |
| 16AWSK1F3 | 25.400 | 45.90 | 16.00 | 34.40 | 3.25 | 14.52 |
| 16BSA1F6 | 25.400 | 25.40 | 27.30 | 36.00 | 3.10 | 8.40 |
| 16BSK1F10 | 25.400 | 36.20 | 24.60 | 36.60 | 3.10 | 8.20 |
| 16BSK1F11 | 25.400 | 19.00 | 26.00 | 35.00 | 3.10 | 6.80 |
| 16BSK1F2 | 25.400 | 24.00 | 25.40 | 37.40 | 3.00 | 8.20 |
| 16BSK1F3 | 25.400 | 19.10 | 23.15 | 34.00 | 3.10 | 9.00 |
| 16BSK1F7 | 25.400 | 19.10 | 23.15 | 34.00 | 3.10 | 8.00 |
| 16BSK1F8 | 25.400 | 24.00 | 31.00 | 41.00 | 3.10 | 10.00 |
| 16BSK1F9 | 25.400 | 24.00 | 31.10 | 39.10 | 3.10 | 9.00 |
| 16BWSK0F8 | 25.400 | 47.00 | - | 38.00 | 4.15 | - |
| 20BSK1F1 | 31.750 | 25.40 | 30.50 | 45.70 | 3.50 | 9.00 |
| 24ASK1F3 | 38.100 | 28.60 | 34.40 | 50.70 | 4.80 | 9.80 |
| 24ASK1F4 | 38.100 | 28.60 | 36.50 | 51.60 | 4.80 | 10.30 |
| 24BSK1F1 | 38.100 | 30.00 | 42.65 | 61.70 | 4.80 | 10.50 |
| 24BSK1F2 | 38.100 | 36.00 | 43.20 | 61.50 | 4.80 | 20.3/11.6 |
| 24BSK1F4 | 38.100 | 30.00 | 36.50 | 51.40 | 4.80 | 10.50 |
| 28SK1F1 | 44.450 | 41.00 | 44.50 | 62.00 | 6.00 | 16.00 |
| 32ASWA2F1 | 50.800 | 92.00 | 48.90 | 69.50 | 6.40 | 13.10 |
| 32BSK1F1 | 50.800 | 50.80 | 53.50 | 77.00 | 6.00 | 14.00 |
| 40ASA1F2 | 63.500 | 63.50 | 40.00 | 56.00 | 8.00 | 22.00 |
| 40BSK1F1 | 63.500 | 56.00 | 48.00 | 68.00 | 8.50 | 16.20 |

*直链板

* Straight side plates

短节距输送链附件 Short pitch conveyor chain attachments



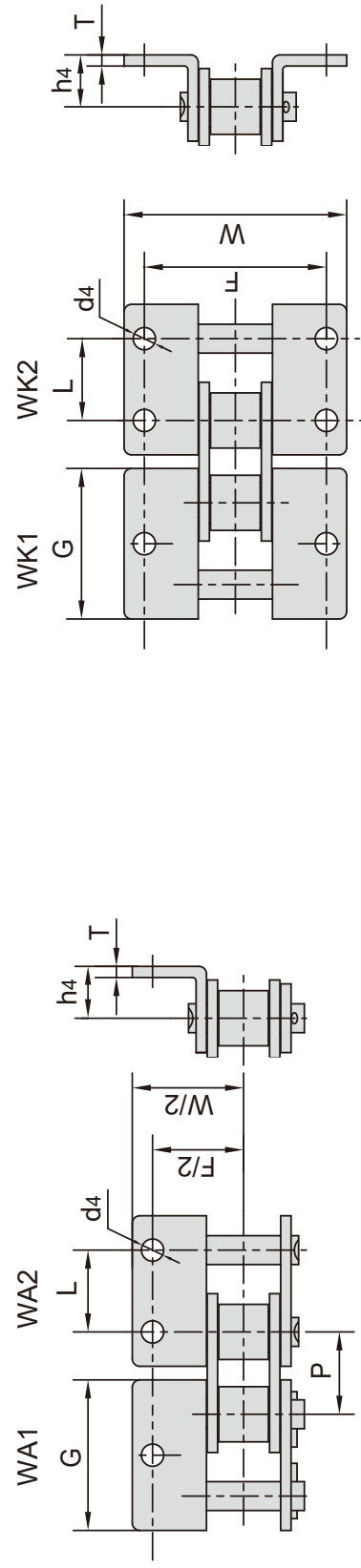
| 东华链号 Donghua Chain No. | P | G | L | F | W | T | h ₄ | d ₄ |
|------------------------------|--------|-------|--------|-------|-------|------|----------------|----------------|
| | mm | mm | mm | mm | mm | mm | mm | mm |
| *06BK2F2 | 9.525 | 17.75 | 9.520 | 18.80 | 26.80 | 1.15 | 6.50 | 3.50 |
| *06BWK2F1 | 9.525 | 17.70 | 9.525 | 19.50 | 28.50 | 1.30 | 6.70 | 4.10 |
| 06CK2F4 | 9.525 | 18.50 | 9.525 | 19.10 | 28.60 | 1.30 | 6.45 | 5.00 |
| 08AWA1F2 | 12.700 | 24.00 | - | 56.40 | 68.60 | 2.00 | 9.60 | 5.10 |
| 08AWA2F2 | 12.700 | 23.00 | 12.700 | 25.40 | 35.60 | 1.50 | 7.90 | 3.60 |
| 08AWK1F1 | 12.700 | 23.00 | - | 25.40 | 35.60 | 1.50 | 7.90 | 4.20 |
| 08AWK1F2 | 12.700 | 23.00 | - | 25.40 | 35.60 | 1.50 | 7.90 | M5 |
| 08AWK1F3 | 12.700 | 23.00 | - | 25.52 | 35.72 | 1.50 | 7.90 | 5.50 |
| 08B(W)K2F30 | 12.700 | 23.30 | 12.700 | 28.18 | 37.18 | 1.60 | 8.40 | 4.30 |
| 08BA1F45 | 12.700 | 18.00 | - | 27.60 | 39.60 | 1.60 | 8.00 | 4.30 |
| 08BF30WK2 | 12.700 | 23.00 | 12.700 | 42.00 | 52.30 | 1.60 | 6.50 | 5.15 |
| 08BK2F30 | 12.700 | 23.30 | 12.700 | 28.20 | 37.20 | 1.60 | 8.40 | 4.30 |
| 08BWA1F1 | 12.700 | 23.30 | - | 27.40 | 38.80 | 1.60 | 8.00 | 4.30 |
| 08BWA1F16 | 12.700 | 23.10 | - | 26.00 | 36.40 | 1.60 | 8.90 | 6.5 × 4.5 |
| 08BWA1F17 | 12.700 | 25.00 | - | 30.00 | 45.00 | 1.60 | 10.00 | 8.00 |
| 08BWA1F18 | 12.700 | 23.30 | - | 25.50 | 35.20 | 1.60 | 8.90 | 6.00 |
| 08BWA1F19 | 12.700 | 24.00 | - | 25.40 | 36.60 | 1.60 | 7.00 | M5 |
| 08BWA1F6 | 12.700 | 24.00 | - | 25.40 | 38.80 | 1.60 | 8.90 | 6.60 |
| 08BWA2F25 | 12.700 | 24.50 | 12.700 | 25.40 | 35.20 | 1.60 | 8.90 | 4.50 |
| 08BWA2F30 | 12.700 | 23.30 | 12.700 | 30.00 | 42.00 | 1.60 | 8.50 | 4.30 |
| 08BWA2F31 | 12.700 | 23.30 | 14.000 | 25.40 | 43.00 | 1.60 | 8.90 | 4.00 |
| 08BWA2F33 | 12.700 | 23.30 | 12.700 | 27.60 | 40.80 | 1.60 | 8.50 | 4.30 |
| 08BWA2F34 | 12.700 | 23.60 | 12.700 | 32.60 | 44.60 | 1.60 | 9.50 | 4.20 |
| 08BWA2F4 | 12.700 | 24.00 | 12.700 | 25.40 | 36.40 | 1.60 | 8.90 | 4.30 |
| 08BWA2F6 | 12.700 | 25.00 | 12.500 | 26.00 | 35.60 | 1.60 | 8.90 | 4.50 |
| 08BWK1F10 | 12.700 | 24.00 | - | 62.83 | 75.43 | 2.00 | 10.00 | 5.00 |
| 08BWK1F11 | 12.700 | 23.30 | - | 25.40 | 35.20 | 1.60 | 8.90 | 5.00 |
| 08BWK1F12 | 12.700 | 23.30 | - | 25.40 | 35.10 | 1.60 | 8.90 | M5 |
| 08BWK2F2 | 12.700 | 23.20 | 12.700 | 28.40 | 42.60 | 3.00 | 8.50 | 5.40 |

*直链板

*Straight side plates

短节距输送链附件

Short pitch conveyor chain attachments



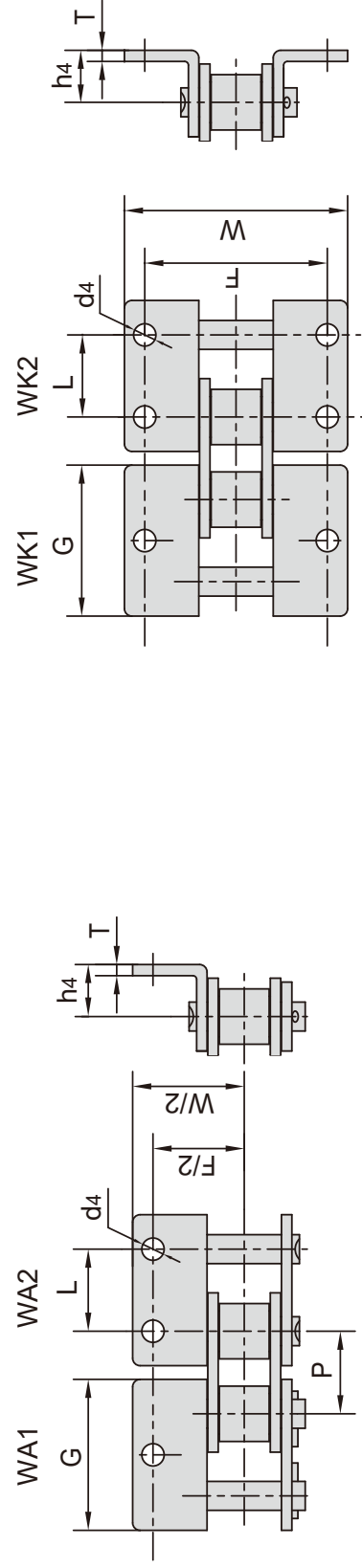
| 东华链号 Donghua Chain No. | P | G | L | F | W | T | h ₄ | d ₄ |
|------------------------------|--------|-------|--------|-------|-------|------|----------------|----------------|
| | mm | mm | mm | mm | mm | mm | mm | mm |
| 08BWK2F27 | 12.700 | 24.00 | 12.000 | 30.43 | 43.43 | 2.00 | 10.00 | 4.30 |
| 08BWK2F28 | 12.700 | 24.40 | 12.700 | 42.00 | 56.30 | 1.60 | 8.50 | 6.00 |
| 08BWK2F29 | 12.700 | 25.45 | 12.700 | 34.03 | 45.93 | 1.50 | 13.00 | 6.00 |
| 08BWK2F3 | 12.700 | 23.20 | 12.700 | 32.00 | 43.60 | 1.60 | 10.00 | 4.50 |
| 08BWK2F32 | 12.700 | 23.30 | 12.700 | 25.40 | 40.00 | 1.60 | 8.90 | M5 |
| 08BWK2F39 | 12.700 | 24.50 | 12.700 | 27.60 | 41.80 | 1.60 | 8.50 | 4.80 |
| 08BWK2F4 | 12.700 | 24.00 | 12.700 | 25.40 | 36.40 | 1.60 | 8.90 | 4.30 |
| 08BWK2F40 | 12.700 | 23.10 | 12.700 | 26.00 | 36.40 | 1.60 | 8.90 | 6.50 × 4.50 |
| 08BWK2F5 | 12.700 | 24.20 | 12.700 | 23.95 | 34.95 | 1.55 | 8.75 | 4.30 |
| 40WK2F2 | 12.700 | 24.00 | 12.700 | 25.40 | 34.70 | 1.50 | 8.30 | 3.18 |
| 41WA1F4 | 12.700 | 22.30 | - | 30.00 | 41.00 | 1.30 | 7.20 | 5.00 |
| 428HWK1 | 12.700 | 23.30 | - | 38.00 | 56.40 | 2.42 | 11.00 | 5.50 |
| 10A(W)A2F1 | 15.875 | 24.10 | 15.875 | 33.60 | 43.20 | 2.03 | 8.20 | 3.50 |
| 10AWA1F2 | 15.875 | 28.80 | - | 32.40 | 42.20 | 2.03 | 10.30 | 5.20 |
| 10AWA1F6 | 15.875 | 28.80 | - | 31.80 | 46.60 | 2.03 | 10.30 | 6.50 |
| 10AWA2F1 | 15.875 | 24.10 | 15.880 | 30.70 | 43.89 | 2.03 | 10.10 | 3.90 |
| 10AWK1F1 | 15.875 | 28.80 | - | 31.75 | 46.00 | 2.03 | 10.30 | 8.20 |
| 10AWK1F2 | 15.875 | 30.00 | - | 31.75 | 46.00 | 2.03 | 10.30 | 5.20 |
| 10BWA1F1 | 15.875 | 28.50 | - | 52.00 | 73.00 | 1.70 | 10.50 | 10.00 × 8.00 |
| 10BWA2F2 | 15.875 | 28.36 | 15.760 | 30.40 | 39.80 | 1.60 | 10.50 | 5.20 |
| 10BWK1F4 | 15.875 | 29.58 | - | 31.80 | 44.60 | 1.70 | 10.31 | 7.30 × 5.50 |
| 10BWK2F10 | 15.875 | 28.60 | 15.900 | 31.80 | 47.60 | 1.70 | 10.30 | 5.20 |
| 10BWK2F2 | 15.875 | 28.36 | 15.760 | 30.40 | 39.80 | 1.60 | 10.50 | 5.20 |
| 10BWK2F3 | 15.875 | 29.90 | 15.880 | 31.59 | 45.59 | 1.60 | 10.50 | 5.30 |
| 10BWK2F4 | 15.875 | 29.58 | 15.880 | 31.71 | 48.41 | 1.70 | 10.31 | 5.30 |
| 10BWK2F8 | 15.875 | 29.58 | 15.875 | 31.80 | 44.60 | 1.70 | 10.31 | 7.30 × 5.50 |
| 10BWK2F9 | 15.875 | 29.90 | 15.880 | 48.20 | 62.20 | 1.60 | 10.50 | 5.30 |
| *C12BWK2F12 | 19.050 | 35.00 | 19.050 | 37.20 | 58.00 | 1.85 | 11.00 | 6.60 |
| 12AF99 | 19.050 | 34.65 | 19.050 | 38.10 | 56.40 | 2.42 | 11.90 | 5.00 |

*直链板

*Straight side plates

短节距输送链附件

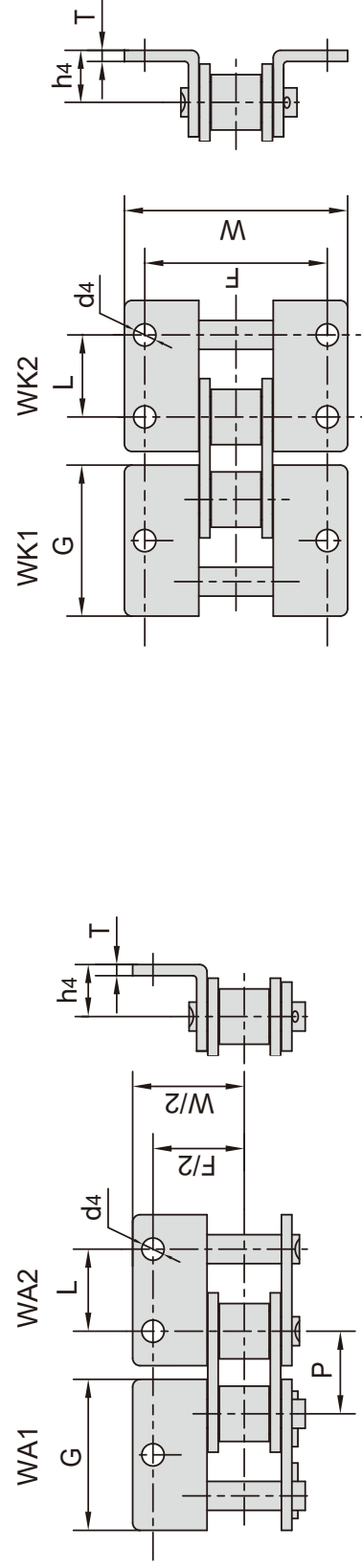
Short pitch conveyor chain attachments



| 东华链号 Donghua Chain No. | P | G | L | F | W | T | h ₄ | d ₄ |
|------------------------------|--------|-------|--------|-------|-------|------|----------------|----------------|
| | mm | mm | mm | mm | mm | mm | mm | mm |
| 12AHWA2F3 | 19.050 | 34.60 | 19.050 | 38.10 | 56.40 | 3.25 | 13.90 | 6.50 |
| 12AHWK2F1 | 19.050 | 34.65 | 19.050 | 40.60 | 59.00 | 3.25 | 11.90 | 5.50 |
| 12AWA1F5 | 19.050 | 34.65 | - | 38.10 | 54.40 | 2.42 | 11.90 | 7.00 |
| 12AWA1F6 | 19.050 | 34.65 | - | 44.00 | 62.00 | 2.42 | 11.90 | 10.50 |
| 12AWA1F8 | 19.050 | 36.00 | - | 38.10 | 58.20 | 2.42 | 11.90 | 5.00 |
| 12AWA1F9 | 19.050 | 34.65 | - | 38.10 | 54.40 | 2.42 | 11.90 | 6.50 |
| 12AWA2F1 | 19.050 | 34.65 | 19.050 | 38.20 | 56.60 | 2.42 | 11.90 | 6.35 |
| 12AWA2F10 | 19.050 | 34.65 | 19.050 | 47.00 | 62.00 | 2.42 | 11.90 | 8.50 |
| 12AWA2F13 | 19.050 | 34.65 | 19.050 | 38.10 | 56.40 | 2.42 | 11.90 | M6 |
| 12AWK1F32 | 19.050 | 34.65 | - | 38.10 | 54.40 | 2.42 | 11.90 | 6.00 |
| 12AWK2F5 | 19.050 | 34.65 | 14.300 | 38.10 | 54.40 | 2.42 | 11.90 | 6.00 |
| 12BF42WK2 | 19.050 | 34.90 | 19.000 | 35.20 | 54.60 | 1.85 | 12.20 | 6.40 |
| 12BWA1F13 | 19.050 | 34.65 | - | 35.00 | 51.60 | 1.85 | 13.46 | 7.00 |
| 12BWA1F2 | 19.050 | 34.05 | - | 38.10 | 26.20 | 1.85 | 13.46 | - |
| 12BWA2F1 | 19.050 | 34.80 | 19.050 | 35.20 | 61.40 | 1.85 | 12.00 | 5.50 |
| 12BWA2F10 | 19.050 | 34.05 | 19.050 | 38.90 | 56.90 | 1.85 | 13.46 | 7.00 |
| 12BWA2F11 | 19.050 | 32.00 | 19.050 | 38.10 | 56.40 | 1.85 | 11.90 | 5.50 |
| 12BWA2F17 | 19.050 | 37.00 | 19.050 | 38.08 | 52.38 | 1.85 | 13.46 | 6.40 |
| 12BWA2F18 | 19.050 | 34.05 | 19.050 | 38.10 | 52.40 | 1.85 | 18.50 | 6.40 |
| 12BWA2F19 | 19.050 | 37.20 | 19.050 | 35.50 | 56.90 | 1.85 | 12.00 | 6.20 |
| 12BWA2F2 | 19.050 | 34.90 | 19.000 | 35.00 | 50.60 | 1.85 | 12.00 | 6.20 |
| 12BWA2F20 | 19.050 | 35.05 | 19.000 | 35.20 | 50.40 | 1.85 | 12.20 | 6.40 |
| 12BWA2F21 | 19.050 | 34.90 | 19.000 | 35.20 | 54.60 | 1.85 | 12.20 | 6.40 |
| 12BWA2F22 | 19.050 | 34.05 | 19.050 | 37.30 | 56.00 | 1.85 | 11.90 | 6.50 |
| 12BWA2F3 | 19.050 | 30.00 | 20.000 | 37.40 | 53.00 | 1.85 | 12.00 | 6.10 |
| 12BWA2F5 | 19.050 | 30.00 | 20.000 | 39.60 | 55.30 | 1.85 | 14.00 | M6 |
| 12BWA2F6 | 19.050 | 30.00 | 20.000 | 38.60 | 57.00 | 1.85 | 13.46 | 6.20 |
| 12BWK0F1 | 19.050 | 30.00 | - | - | 55.30 | 3.00 | 14.00 | 5.50 |
| 12BWK1F1 | 19.050 | 34.05 | - | 38.10 | 52.40 | 1.85 | 13.46 | 8.50 |

短节距输送链附件

Short pitch conveyor chain attachments



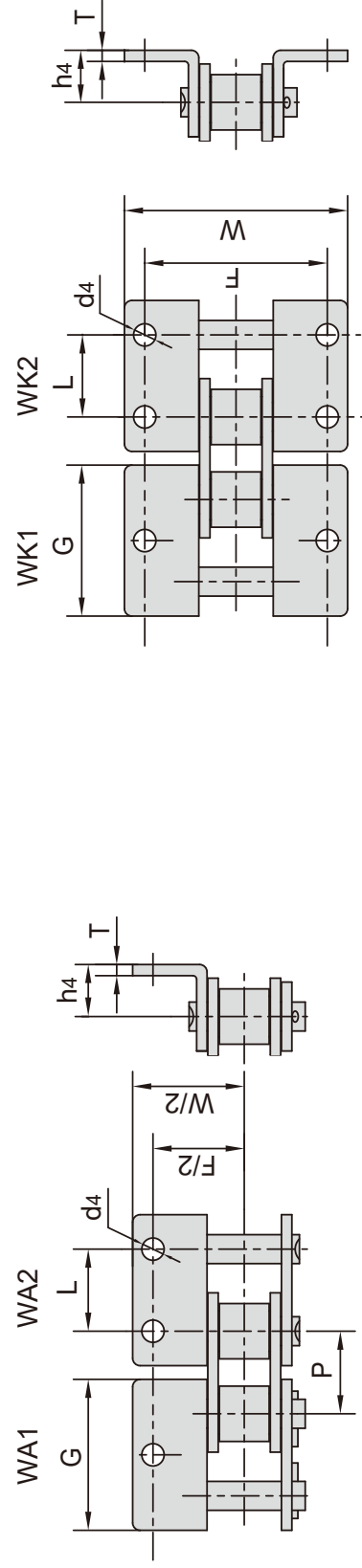
| 东华链号 Donghua Chain No. | P | G | L | F | W | T | h ₄ | d ₄ |
|------------------------------|--------|-------|--------|-------|-------|------|----------------|----------------|
| | mm | mm | mm | mm | mm | mm | mm | mm |
| 12BWK1F11 | 19.050 | 34.65 | - | 35.00 | 56.40 | 1.85 | 11.90 | 6.20 |
| 12BWK1F12 | 19.050 | 34.05 | - | 35.00 | 52.40 | 1.85 | 13.46 | M6 |
| 12BWK1F14 | 19.050 | 34.05 | - | 36.50 | 52.40 | 1.85 | 11.90 | 10.9 × 6.4 |
| 12BWK1F15 | 19.050 | 34.85 | - | 34.84 | 51.24 | 1.85 | 11.40 | 6.20 |
| 12BWK2F23 | 19.050 | 34.05 | 19.050 | 36.50 | 52.40 | 1.85 | 11.90 | 10.9 × 6.4 |
| 12BWK2F25 | 19.050 | 34.05 | 19.050 | 35.10 | 54.60 | 1.85 | 12.00 | 6.60 |
| 12BWK2F27 | 19.050 | 35.25 | 19.050 | 35.40 | 54.90 | 1.80 | 11.60 | 6.40 |
| 12BWK2F28 | 19.050 | 35.00 | 19.000 | 35.00 | 62.80 | 1.85 | 12.00 | 5.60 |
| 12BWK2F7 | 19.050 | 34.90 | 19.000 | 35.00 | 55.40 | 1.85 | 12.20 | 6.40 |
| 12BWK2F8 | 19.050 | 35.60 | 19.050 | 38.10 | 52.40 | 1.85 | 13.50 | 6.60 |
| 12BWK2F9 | 19.050 | 34.90 | 19.000 | 35.00 | 62.40 | 1.85 | 12.20 | 6.20 |
| *C16BWK2F24 | 25.400 | 46.40 | 25.400 | 50.80 | 72.60 | 3.10 | 15.88 | 8.00 |
| 16AA2F14 | 25.400 | 45.90 | 25.400 | 50.80 | 73.20 | 3.25 | 15.90 | 6.80 |
| 16AA2F18 | 25.400 | 45.90 | 19.050 | 50.80 | 77.50 | 3.25 | 14.125 | 6.70 |
| 16AA2F19 | 25.400 | 45.90 | 25.400 | 50.80 | 73.20 | 3.25 | 15.90 | M6 |
| 16AK2F13 | 25.400 | 45.90 | 25.400 | 50.81 | 73.21 | 3.25 | 15.90 | 11.00 |
| 16AWA2F16 | 25.400 | 45.90 | 25.400 | 50.80 | 73.20 | 3.25 | 15.90 | 8.00 |
| 16AWA2F9 | 25.400 | 45.90 | 19.100 | 50.80 | 73.20 | 3.25 | 15.90 | 9.00 |
| 16AWK0F1 | 25.400 | 45.90 | - | - | 82.80 | 3.25 | 15.90 | - |
| 16AWK1F1 | 25.400 | 45.90 | - | 50.80 | 73.20 | 3.25 | 15.90 | 8.00 |
| 16AWK1F2 | 25.400 | 45.90 | - | 50.80 | 73.20 | 3.25 | 15.90 | 12.00 |
| 16AWK1F7 | 25.400 | 45.90 | - | 50.80 | 73.20 | 3.25 | 15.90 | 9.00 |
| 16AWK2F10 | 25.400 | 45.90 | 25.400 | 50.80 | 73.20 | 3.25 | 15.90 | 8.20 |
| 16AWK2F17 | 25.400 | 45.90 | 25.400 | 50.80 | 73.20 | 3.25 | 15.90 | 6.60 |
| 16AWK2F8 | 25.400 | 45.90 | 25.400 | 50.80 | 73.20 | 3.25 | 15.90 | 8.50 |
| 16BWA1F28 | 25.400 | 36.00 | - | 57.58 | 77.58 | 3.10 | 16.00 | M8 |
| 16BWA2F12 | 25.400 | 46.40 | 25.400 | 50.80 | 77.80 | 3.10 | 15.90 | 8.20 |
| 16BWA2F21 | 25.400 | 45.50 | 25.000 | 54.80 | 83.80 | 3.10 | 16.00 | M6 |
| 16BWA2F22 | 25.400 | 46.40 | 25.400 | 50.80 | 72.60 | 3.10 | 15.88 | 9.00 |
| 16BWA2F30 | 25.400 | 45.40 | 25.000 | 53.00 | 92.00 | 3.10 | 15.88 | 7.00 |

*直链板

*Straight side plates

短节距输送链附件

Short pitch conveyor chain attachments



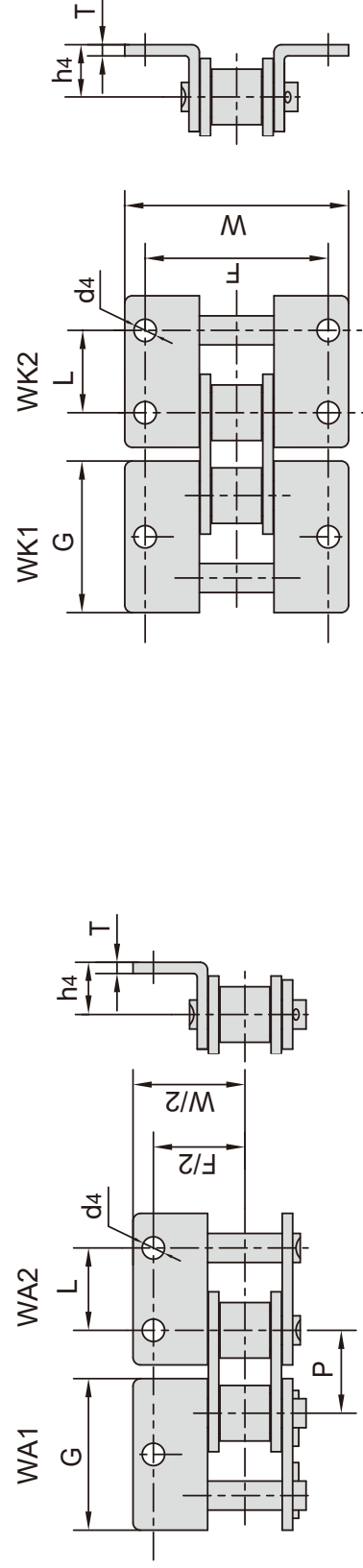
| 东华链号 Donghua Chain No. | P | G | L | F | W | T | h ₄ | d ₄ |
|------------------------------|--------|-------|--------|-------|-------|------|----------------|----------------|
| | mm | mm | mm | mm | mm | mm | mm | mm |
| 16BWA2F34 | 25.400 | 46.40 | 25.400 | 58.08 | 72.60 | 3.10 | 15.88 | 8.20 |
| 16BWA2F36 | 25.400 | 46.40 | 25.400 | 58.00 | 84.00 | 3.10 | 18.00 | 9.00 |
| 16BWA2F37 | 25.400 | 46.00 | 25.400 | 50.80 | 72.60 | 3.00 | 16.30 | M8 |
| 16BWA2F7 | 25.400 | 46.40 | 25.400 | 50.80 | 72.00 | 4.15 | 16.00 | 8.00 |
| 16BWK1F | 25.400 | 46.00 | - | 57.20 | 78.50 | 3.10 | 15.90 | 8.10 |
| 16BWK1F21 | 25.400 | 45.50 | - | 70.00 | 90.00 | 3.10 | 15.00 | 11.00 |
| 16BWK1F25 | 25.400 | 46.40 | - | 58.62 | 83.12 | 3.10 | 17.50 | M6 |
| 16BWK1F26 | 25.400 | 45.50 | - | 70.00 | 90.00 | 3.10 | 15.00 | 11.40 |
| 16BWK1F27 | 25.400 | 46.00 | - | 57.20 | 78.50 | 3.10 | 15.90 | 6.50 |
| 16BWK1F3 | 25.400 | 46.40 | - | 50.80 | 72.60 | 3.10 | 15.88 | M6 |
| 16BWK1F31 | 25.400 | 46.40 | 25.400 | 54.40 | 72.80 | 3.10 | 16.00 | 12.6 × 9 |
| 16BWK1F35 | 25.400 | 46.40 | - | 50.80 | 72.60 | 3.10 | 15.88 | 8.80 |
| 16BWK1F36 | 25.400 | 46.40 | - | 54.40 | 72.80 | 3.10 | 16.00 | 12.6 × 9 |
| 16BWK1F4 | 25.400 | 46.40 | - | 50.74 | 72.50 | 3.10 | 15.88 | 8.30 |
| 16BWK1F5 | 25.400 | 45.00 | - | 70.00 | 91.00 | 4.50 | 15.00 | 10.50 |
| 16BWK2F1 | 25.400 | 48.00 | 25.400 | 58.00 | 75.90 | 3.10 | 18.00 | 9.00 |
| 16BWK2F10 | 25.400 | 46.40 | 25.400 | 52.00 | 72.60 | 3.10 | 15.88 | 6.40 |
| 16BWK2F13 | 25.400 | 47.00 | 25.400 | 58.00 | 75.60 | 4.15 | 18.00 | 9.00 |
| 16BWK2F23 | 25.400 | 46.40 | 25.400 | 58.00 | 84.00 | 3.10 | 19.00 | 8.50 |
| 16BWK2F28 | 25.400 | 46.40 | 25.400 | 50.88 | 75.12 | 3.10 | 15.50 | 7.00 |
| 16BWK2F3 | 25.400 | 46.40 | 25.400 | 58.08 | 72.60 | 3.10 | 15.88 | 8.20 |
| 16BWK2F31 | 25.400 | 46.40 | 25.400 | 54.40 | 72.80 | 3.10 | 16.11 | 12.6 × 9 |
| 16BWK2F32 | 25.400 | 46.40 | 25.400 | 58.00 | 76.00 | 3.10 | 18.00 | 9.30 |
| 16BWK2F33 | 25.400 | 46.40 | 25.400 | 50.80 | 72.60 | 3.10 | 15.88 | 8.20 |
| 16BWK2F38 | 25.400 | 46.40 | 25.400 | 58.12 | 78.12 | 3.10 | 15.90 | 8.40 |
| 16BWK2F39 | 25.400 | 46.00 | 25.400 | 50.80 | 79.40 | 3.10 | 15.90 | 6.80 |
| 16BWK2F5 | 25.400 | 46.00 | 25.400 | 53.58 | 77.58 | 3.00 | 16.30 | 8.20 |
| 16BWK2F6 | 25.400 | 49.00 | 25.400 | 50.20 | 72.60 | 4.00 | 19.00 | 8.20 |
| 16BWK2F8 | 25.400 | 46.40 | 25.400 | 50.80 | 79.40 | 4.15 | 15.88 | 6.60 |
| *C20BWK0F1 | 31.750 | 57.45 | - | - | 85.40 | 3.50 | 22.80 | - |

*直链板

*Straight side plates

短节距输送链附件

Short pitch conveyor chain attachments



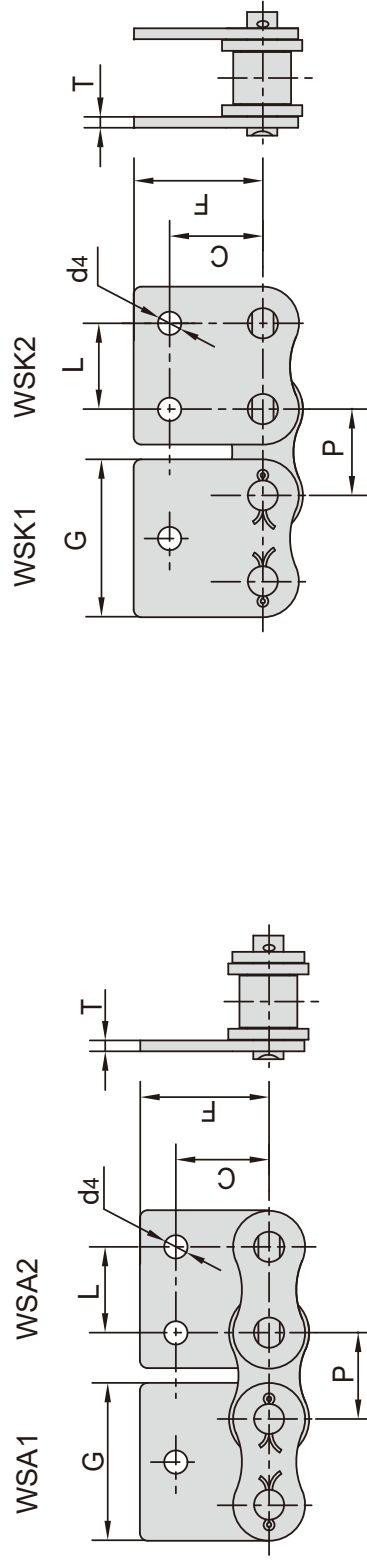
| 东华链号 Donghua Chain No. | P | G | L | F | W | T | h ₄ | d ₄ |
|------------------------------|--------|--------|--------|--------|--------|-------|----------------|----------------|
| | mm | mm | mm | mm | mm | mm | mm | mm |
| 20AHA2F2 | 31.750 | 57.65 | 31.750 | 65.60 | 91.70 | 4.80 | 19.80 | 9.20 |
| 20AWA2F4 | 31.750 | 57.65 | 31.750 | 63.60 | 89.70 | 4.00 | 19.80 | 6.40 |
| 20BWK1F1 | 31.750 | 58.15 | - | 69.00 | 98.80 | 3.50 | 21.00 | 10.50 |
| 20BWK2F1 | 31.750 | 58.10 | 31.750 | 67.94 | 100.54 | 3.50 | 19.80 | 9.00 |
| 20BWK2F2 | 31.750 | 60.00 | 31.750 | 68.00 | 88.00 | 3.50 | 23.50 | 9.60 |
| 20BWK2F3 | 31.750 | 60.00 | 31.750 | 68.00 | 88.00 | 3.50 | 23.60 | 9.60 |
| 24AK2F1 | 38.100 | 69.30 | 38.100 | 76.20 | 109.00 | 4.80 | 23.00 | 10.20 |
| 24AK2F2 | 38.100 | 69.30 | 38.100 | 76.20 | 108.80 | 4.80 | 23.00 | 10.80 |
| 24AK2F4 | 38.100 | 69.30 | 38.100 | 76.20 | 95.00 | 4.80 | 23.00 | 9.80 |
| 24AK2F6 | 38.100 | 69.30 | 38.100 | 76.20 | 108.80 | 4.80 | 23.00 | 11.11 |
| 24BWK2F2 | 38.100 | 71.30 | 38.100 | 80.00 | 118.10 | 4.80 | 26.70 | 10.50 |
| 28AF16WK2 | 44.450 | 82.00 | 44.450 | 70.00 | 98.00 | 5.60 | 24.80 | 11.40 |
| 28AK2F6 | 44.450 | 80.45 | 42.000 | 69.50 | 107.20 | 5.60 | 28.00 | 10.50 |
| 28AWA2F5 | 44.450 | 80.45 | 44.450 | 88.90 | 123.00 | 5.60 | 28.60 | 20 x 12 |
| 28AWK2F1 | 44.450 | 82.00 | 42.000 | 69.50 | 99.00 | 5.60 | 25.10 | 10.50 |
| 28AWK2F4 | 44.450 | 82.00 | 42.000 | 69.50 | 99.00 | 6.00 | 25.10 | 11.20 |
| *C32AF41K2 | 50.800 | 88.80 | 50.800 | 90.00 | 118.00 | 6.40 | 31.80 | 11.00 |
| 32AWK2F3 | 50.800 | 100.00 | 70.000 | 100.00 | 140.00 | 6.40 | 31.75 | 18.00 |
| 32AWK2F46 | 50.800 | 92.80 | 42.000 | 95.00 | 149.00 | 6.40 | 25.00 | 13.10 |
| 32AWK2F50 | 50.800 | 92.00 | 42.000 | 91.00 | 126.00 | 6.40 | 31.75 | 16.50 |
| 32BF38 | 50.800 | 60.00 | - | 126.00 | 156.00 | 11.00 | 35.00 | 16.00 |
| 32BK2F3 | 50.800 | 60.00 | 30.000 | 90.00 | 115.70 | 6.00 | 56.00 | M10 |
| 32BWA2F3 | 50.800 | 92.40 | 50.800 | 105.00 | 147.00 | 6.00 | 31.80 | 12.50 |
| 32BWK2F2 | 50.800 | 92.80 | 40.000 | 76.39 | 111.99 | 6.00 | 31.00 | 12.50 |
| 32BWK2F4 | 50.800 | 92.80 | 42.000 | 94.50 | 150.50 | 6.00 | 25.00 | 13.00 |
| 32BWK2F5 | 50.800 | 92.80 | 50.800 | 101.60 | 142.80 | 6.00 | 31.75 | 13.10 |
| 40AWK2F1 | 63.500 | 115.50 | 63.500 | 127.00 | 179.00 | 8.00 | 42.88 | 16.00 |
| 40BF7 | 63.500 | 110.00 | 66.000 | 126.20 | 176.00 | 8.00 | 35.00 | 16.00 |
| 40BF8WK2 | 63.500 | 116.50 | 63.500 | 124.71 | 177.71 | 8.00 | 42.90 | 17.00 |

*直链板

*Straight side plates

短节距输送链附件

Short pitch conveyor chain attachments



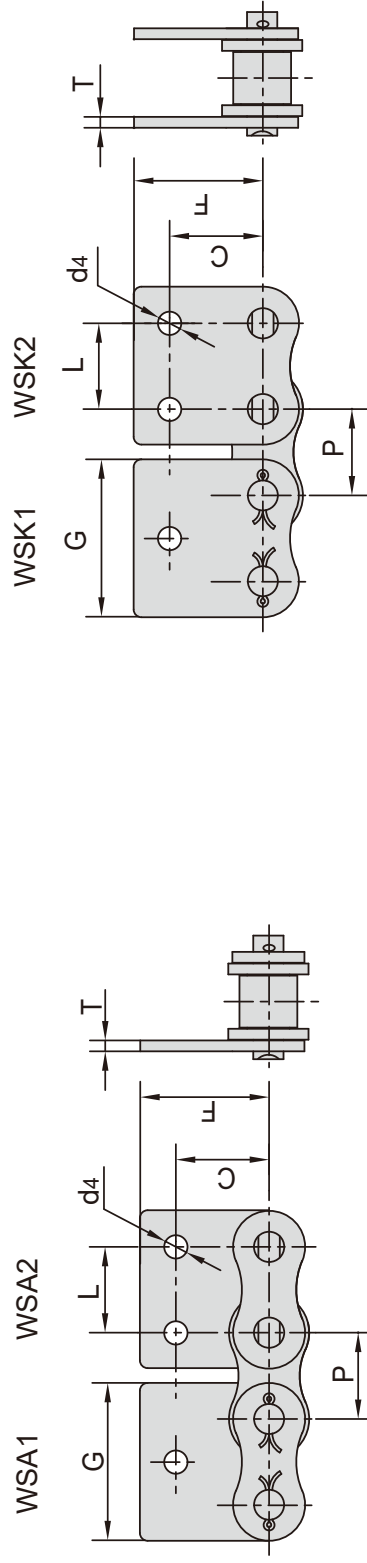
| 东华链号 Donghua Chain No. | P mm | G mm | L mm | C mm | F mm | T mm | d4 mm |
|------------------------------|---------|---------|---------|---------|---------|---------|----------|
| 04BWSK2F1 | 6.000 | 10.50 | 6.000 | 7.00 | 11.00 | 0.60 | 2.20 |
| 05BWSA2F1 | 8.000 | 14.00 | 6.000 | 7.00 | 13.00 | 0.80 | 3.00 |
| *06BWSA2F1 | 9.525 | 17.60 | 9.500 | 10.10 | 14.50 | 1.30 | 3.30 |
| *06BWSK0F1 | 9.525 | 17.72 | - | - | 13.50 | 1.30 | - |
| *06BWSK2F2 | 9.525 | 17.25 | 9.520 | 9.50 | 13.50 | 1.15 | 3.50 |
| 06CWSA2F1 | 9.525 | 17.53 | 9.530 | 8.50 | 14.70 | 1.30 | 4.20 |
| 06CWSA2F2 | 9.525 | 18.50 | 9.525 | 9.60 | 14.70 | 1.30 | 3.30 |
| 08AWSA2F1 | 12.700 | 23.00 | 12.700 | 17.47 | 20.65 | 1.50 | 3.60 |
| 08BWSA0F2 | 12.700 | 23.30 | - | - | 18.90 | 1.60 | - |
| 08BWSA0F4 | 12.700 | 23.20 | - | - | 16.00 | 1.60 | - |
| 08BWSA1F2 | 12.700 | 24.45 | - | 13.40 | 18.90 | 1.60 | 4.30 |
| 08BWSA2F11 | 12.700 | 23.30 | 12.700 | 13.35 | 18.90 | 1.60 | 4.00 |
| 08BWSA2F9 | 12.700 | 23.30 | 12.700 | 19.50 | 25.00 | 1.60 | 4.30 |
| 08BWSK2F1 | 12.700 | 23.30 | 12.700 | 13.35 | 18.90 | 1.60 | 6.10 |
| 08BWSK2F13 | 12.700 | 23.05 | 12.700 | 14.10 | 19.20 | 1.60 | 4.30 |
| 08BWSK2F2 | 12.700 | 24.45 | 12.700 | 13.40 | 18.90 | 1.60 | 4.30 |
| 08BWSK2F3 | 12.700 | 24.20 | 12.700 | 14.10 | 19.50 | 1.55 | 4.30 |
| 08BWSK2F4 | 12.700 | 23.30 | 12.700 | 14.10 | 18.50 | 1.60 | 4.30 |
| 08BWSK2F8 | 12.700 | 23.30 | 12.700 | 13.35 | 18.90 | 1.60 | 5.00 |
| *C10BWSK0F1 | 15.875 | 29.58 | - | - | 22.95 | 1.70 | - |
| 10AWSA0F5 | 15.875 | 30.30 | - | - | 24.10 | 2.03 | - |
| 10AWSA0F6 | 15.875 | 28.90 | - | - | 19.70 | 2.03 | - |
| 10AWSA1F1 | 15.875 | 30.88 | - | 17.50 | 33.50 | 2.03 | 6.00 |
| 10AWSK2F1 | 15.875 | 28.45 | 15.900 | 17.30 | 26.90 | 2.03 | 5.00 |
| 10BSK2F5 | 15.875 | 29.90 | 15.880 | 16.32 | 23.32 | 1.60 | 5.30 |
| 10BWSK2F6 | 15.875 | 28.60 | 15.900 | 15.90 | 23.70 | 1.70 | 5.20 |
| *C12AWSA1F1 | 19.050 | 34.05 | - | 17.60 | 25.80 | 2.42 | 9.00 |
| *C12BWSK0F7 | 19.050 | 34.05 | - | - | 22.00 | 1.85 | - |
| 12AWSA0F1 | 19.050 | 37.05 | - | - | 24.00 | 2.42 | - |
| 12AWSA0F2 | 19.050 | 34.65 | - | - | 26.86 | 2.42 | - |
| 12AWSA2F2 | 19.050 | 34.65 | 19.050 | 17.57 | 26.80 | 2.42 | 5.50 |
| 12AWSK1F2 | 19.050 | 34.65 | - | 15.75 | 33.53 | 2.42 | 16.13 |
| 12AWSK2F1 | 19.050 | 34.65 | 19.050 | 18.30 | 26.86 | 2.42 | 9.00 |
| 12BSK1F6 | 19.050 | 18.00 | - | 18.20 | 28.10 | 1.80 | 6.40 |
| 12BSK2F1 | 19.050 | 34.05 | 19.050 | 18.20 | 28.60 | 1.85 | 6.40 |
| 12BWSK0F10 | 19.050 | 34.05 | - | - | 15.00 | 1.85 | - |
| 12BWSK0F8 | 19.050 | 34.05 | - | - | 12.00 | 1.85 | - |

*直链板

* Straight side plates

短节距输送链附件

Short pitch conveyor chain attachments



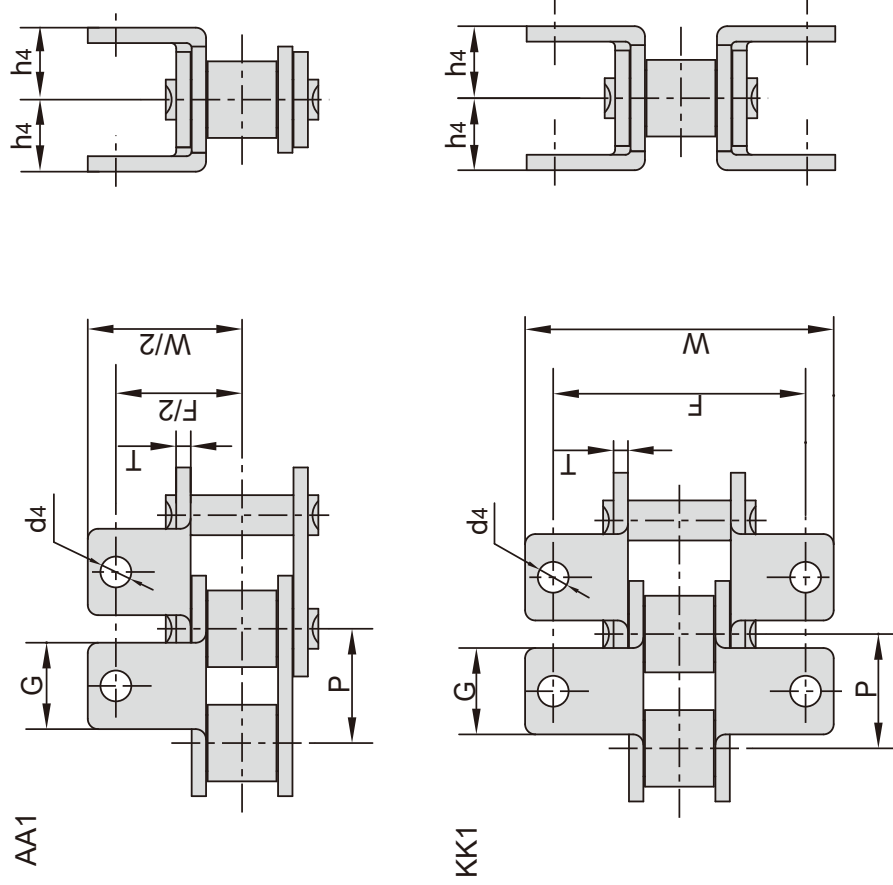
| 东华链号 Donghua Chain No. | P | G | L | C | F | T | d4 |
|------------------------------|--------|--------|--------|--------|--------|------|-------|
| | mm | mm | mm | mm | mm | mm | mm |
| 12BWSK1F1 | 19.050 | 35.20 | - | 20.58 | 30.30 | 1.85 | 6.35 |
| 12BWSK2F2 | 19.050 | 34.90 | 19.000 | 17.80 | 25.90 | 1.85 | 6.20 |
| 12BWSK2F3 | 19.050 | 34.90 | 19.000 | 17.80 | 25.90 | 1.85 | 5.50 |
| 12BWSK2F4 | 19.050 | 37.20 | 19.000 | 18.30 | 29.00 | 1.85 | 6.20 |
| 12BWSK2F5 | 19.050 | 34.05 | 19.050 | 19.00 | 30.50 | 1.85 | 5.72 |
| 12BWSK2F6 | 19.050 | 34.90 | 19.000 | 17.90 | 32.00 | 1.85 | 5.60 |
| *C16BSK0F4 | 25.400 | 35.00 | - | - | 25.00 | 3.00 | - |
| *C16BWSK0F1 | 25.400 | 46.40 | - | - | 24.00 | 3.10 | - |
| *C16BWSK0F6 | 25.400 | 25.00 | - | - | 25.00 | 3.10 | - |
| 16AWSK1F3 | 25.400 | 45.90 | - | 16.00 | 34.40 | 3.25 | 14.52 |
| 16AWSK1F4 | 25.400 | 45.90 | - | 16.00 | 34.40 | 3.25 | 15.56 |
| 16AWSK1F5 | 25.400 | 45.90 | - | 16.00 | 34.40 | 3.25 | 17.15 |
| 16AWSK1F6 | 25.400 | 45.90 | - | 16.00 | 34.40 | 3.25 | 16.00 |
| 16AWSK2F1 | 25.400 | 45.90 | 19.100 | 24.60 | 35.45 | 3.25 | 9.00 |
| 16BF95 | 25.400 | 46.40 | 25.400 | 27.50 | 40.00 | 3.10 | 8.28 |
| 16BWSA2F6 | 25.400 | 49.00 | 25.400 | 25.50 | 37.60 | 4.00 | 8.20 |
| 16BWSK0F9 | 25.400 | 46.40 | - | - | 24.00 | 4.15 | - |
| 16BWSK1F8 | 25.400 | 47.00 | 25.400 | 31.10 | 39.70 | 4.15 | 9.00 |
| 16BWSK2F10 | 25.400 | 46.50 | 25.400 | 28.60 | 41.50 | 3.10 | 9.00 |
| 16BWSK2F15 | 25.400 | 46.40 | 25.400 | 23.15 | 34.00 | 3.10 | 6.40 |
| 16BWSK2F16 | 25.400 | 45.85 | 25.400 | 26.00 | 36.75 | 3.10 | 6.80 |
| 16BWSK2F5 | 25.400 | 46.00 | 25.400 | 25.40 | 37.50 | 3.00 | 8.20 |
| 16BWSK2F7 | 25.400 | 47.00 | 25.400 | 31.10 | 39.70 | 3.10 | 6.60 |
| 16BWSK2F8 | 25.400 | 46.40 | - | 25.00 | 37.00 | 3.10 | 8.20 |
| 16BWSK2F9 | 25.400 | 47.00 | 25.400 | 31.10 | 39.70 | 4.15 | 9.00 |
| 20AWSK1F2 | 31.750 | 57.65 | - | 31.80 | 44.00 | 4.00 | 16.00 |
| 20AWSK1F3 | 31.750 | 57.65 | - | 31.80 | 34.98 | 4.00 | 16.00 |
| 20BWSK2F2 | 31.750 | 58.10 | 31.750 | 35.00 | 50.00 | 3.50 | 9.00 |
| 20BWSK2F3 | 31.750 | 52.00 | 32.000 | 26.00 | 36.00 | 4.50 | 9.00 |
| 24AWSK2F1 | 38.100 | 69.30 | 38.100 | 34.40 | 50.70 | 4.80 | 9.80 |
| 24BWSK2F1 | 38.100 | 71.30 | 38.100 | 45.00 | 55.60 | 4.80 | 10.50 |
| 24BWSK2F3 | 38.100 | 71.30 | 38.100 | 41.00 | 60.00 | 4.80 | 11.00 |
| 140HWSK0F1 | 44.450 | 80.48 | - | - | 43.00 | 5.00 | - |
| 28AWSK2F2 | 44.450 | 80.45 | 44.450 | 44.20 | 61.25 | 5.60 | 11.40 |
| 32AF5 | 50.800 | 93.00 | 50.800 | 38.10 | 56.65 | 6.40 | 13.50 |
| 32AWSK2F1 | 50.800 | 92.00 | 50.800 | 100.00 | 150.00 | 6.40 | 13.10 |
| 40AWSK2F1 | 63.500 | 115.60 | 63.500 | 63.50 | 89.00 | 8.00 | 17.00 |

*直链板

* Straight side plates

短节距输送链附件

Short pitch conveyor chain attachments



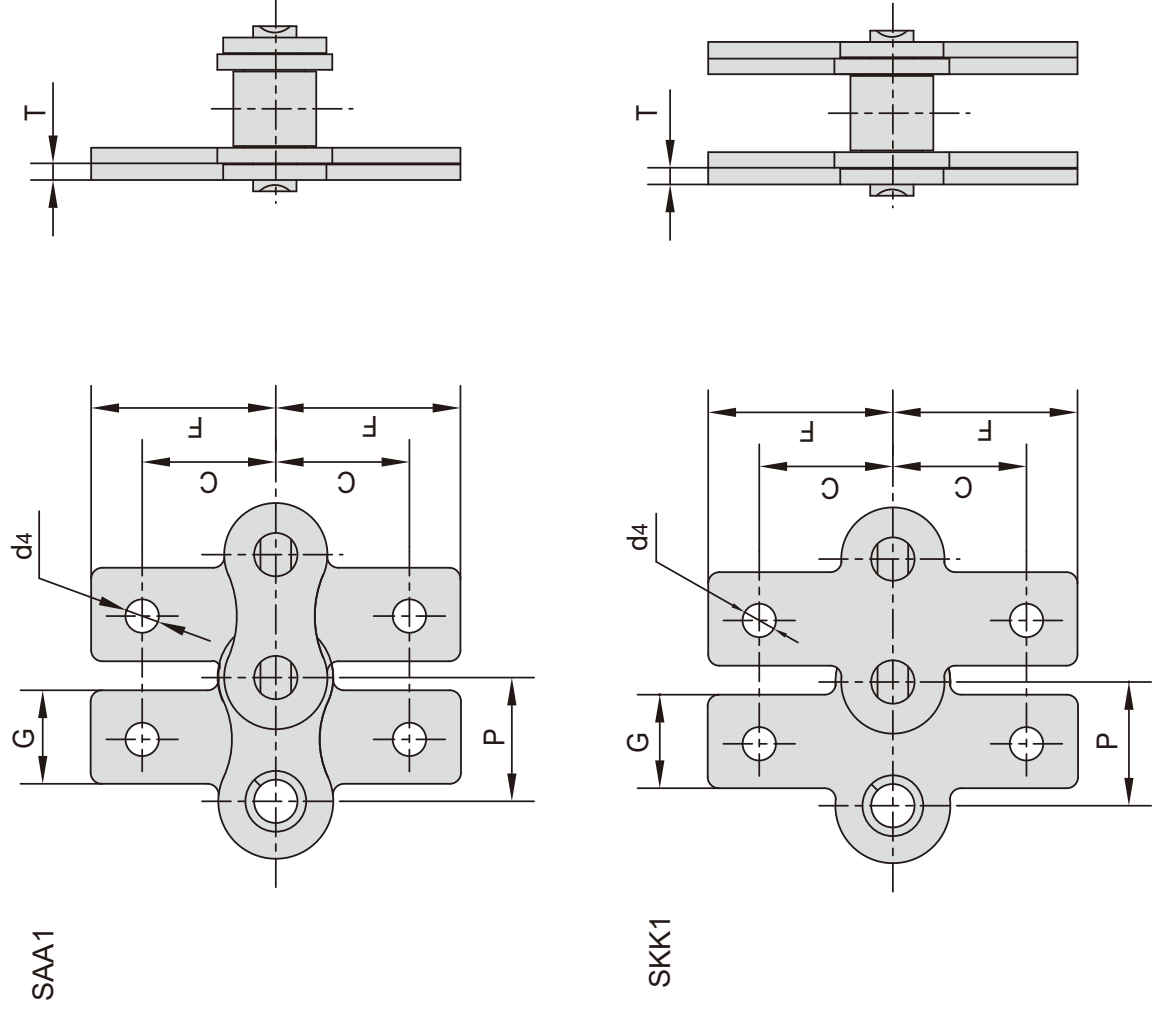
| ISO 链号 ISO Chain No. | 东华链号 Donghua Chain No. | P mm | G mm | F mm | W mm | T mm | h4 mm | d4 mm |
|-------------------------|---------------------------|---------|---------|---------|---------|---------|----------|----------|
| 40 | 08A | 12.700 | 9.5 | 25.40 | 35.2 | 1.50 | 7.90 | 3.4 |
| 50 | 10A | 15.875 | 12.7 | 31.75 | 46.2 | 2.03 | 10.30 | 5.5 |
| 60 | 12A | 19.050 | 15.9 | 38.10 | 55.6 | 2.42 | 11.90 | 5.5 |
| 80 | 16A | 25.400 | 19.1 | 50.80 | 64.8 | 3.25 | 15.90 | 6.8 |
| 100 | 20A | 31.750 | 25.4 | 63.50 | 87.3 | 4.00 | 19.80 | 9.2 |
| 120 | 24A | 38.100 | 28.6 | 76.20 | 108.5 | 4.80 | 23.00 | 9.8 |
| *06B | *06B | 9.525 | 8.0 | 19.04 | 27.0 | 1.30 | 6.50 | 3.5 |
| 08B | 08B | 12.700 | 9.5 | 25.40 | 36.4 | 1.60 | 8.90 | 4.5 |
| 10B | 10B | 15.875 | 14.3 | 31.75 | 44.6 | 1.70 | 10.31 | 5.3 |
| 12B | 12B | 19.050 | 16.0 | 38.10 | 52.4 | 1.85 | 13.46 | 6.4 |
| 16B | 16B | 25.400 | 19.1 | 50.80 | 72.6 | 3.10 | 15.88 | 6.4 |
| 20B | 20B | 31.750 | 35.0 | 63.50 | 100.5 | 3.50 | 19.80 | 9.0 |
| 24B | 24B | 38.100 | 30.0 | 76.20 | 108.4 | 4.80 | 26.67 | 10.5 |
| | 08AA1F9 | 12.700 | 9.6 | 55.40 | 62.5 | 2.03 | 7.50 | 4.2 |
| | 08AA1F10 | 12.700 | 9.6 | 28.00 | 36.4 | 1.50 | 8.50 | 3.2 |
| | 08AA1F11 | 12.700 | 9.5 | 25.40 | 35.2 | 1.50 | 7.90 | 5.5 |
| | 08AA1F12 | 12.700 | 9.5 | 25.40 | 35.2 | 1.50 | 7.90 | 3.2 |
| | 08AKK1F1 | 12.700 | 9.5 | 25.40 | 36.4 | 1.50 | 8.90 | 4.5 |
| | 80HAA1F1 | 25.400 | 20.0 | 62.00 | 79.6 | 3.24 | 35.60 | 8.1 |
| | 24BAA1F2 | 38.100 | 35.0 | 83.80 | 103.8 | 6.00 | 36.15 | 10.0 |
| | 28BKK1F2 | 44.450 | 35.0 | 117.00 | 147.0 | 6.00 | 22.50 | 12.0 |

*直链板

*Straight side plates

短节距输送链附件

Short pitch conveyor chain attachments

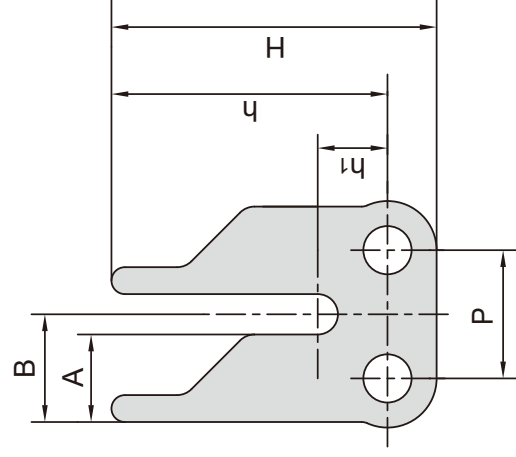


| ISO 链号 ISO Chain No. | 东华链号 Donghua Chain No. | P mm | G mm | C mm | F mm | T mm | d4 mm |
|-------------------------|---------------------------|---------|---------|---------|---------|---------|----------|
| 40 | 08A | 12.700 | 9.5 | 12.70 | 19.05 | 1.50 | 3.4 |
| 50 | 10A | 15.875 | 12.7 | 15.90 | 25.25 | 2.03 | 5.5 |
| 60 | 12A | 19.050 | 15.9 | 18.30 | 29.33 | 2.42 | 5.5 |
| 80 | 16A | 25.400 | 19.1 | 24.60 | 34.70 | 3.25 | 6.8 |
| 100 | 20A | 31.750 | 25.4 | 31.80 | 43.30 | 4.00 | 9.2 |
| 120 | 24A | 38.100 | 28.6 | 73.00 | 103.20 | 4.80 | 9.8 |
| *06B | *06B | 9.525 | 8.0 | 9.52 | 13.50 | 1.30 | 3.5 |
| 08B | 08B | 12.700 | 9.5 | 13.35 | 18.90 | 1.60 | 4.3 |
| 10B | 10B | 15.875 | 14.3 | 16.50 | 22.95 | 1.70 | 5.3 |
| 12B | 12B | 19.050 | 16.0 | 21.45 | 28.60 | 1.85 | 6.4 |
| 16B | 16B | 25.400 | 19.1 | 23.15 | 34.00 | 3.10 | 6.4 |
| 20B | 20B | 31.750 | 35.0 | 30.50 | 45.70 | 3.50 | 9.0 |
| 24B | 24B | 38.100 | 36.0 | 85.40 | 123.0 | 4.80 | 10.5 |
| | 41F12 | 12.700 | 9.5 | - | 17.35 | 1.30 | - |
| | 12ASAA1F1 | 19.050 | 15.9 | 19.90 | 26.00 | 2.42 | 5.5 |

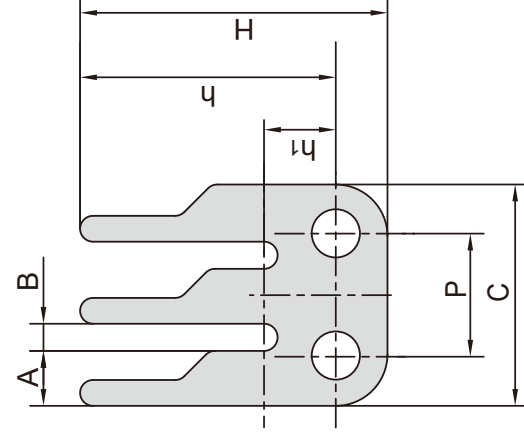
*直链板

*Straight side plates

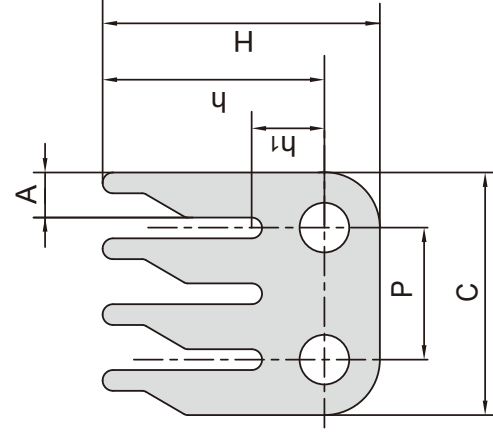
A系列输送链特殊附件 Conveyor chain special attachments (A series)



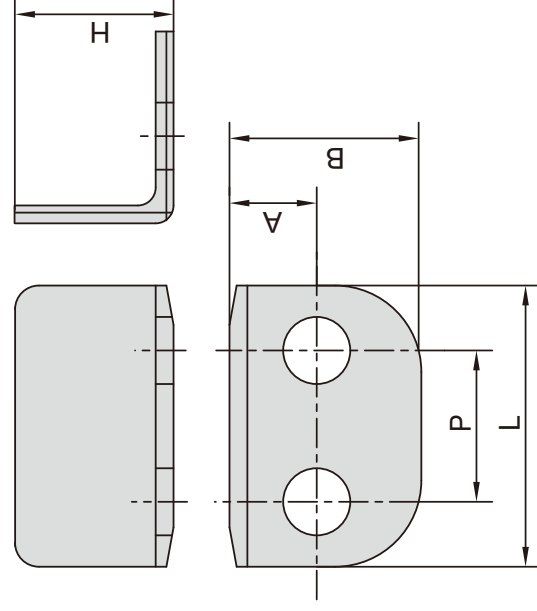
| 东华链号 Donghua Chain No. | P mm | A mm | B mm | h ₁ mm | h mm | H mm |
|------------------------------|---------|---------|---------|----------------------|---------|---------|
| 06CF2 | 9.525 | 6.50 | 8.00 | 5.20 | 20.50 | 24.15 |
| 06CF7 | 9.525 | 6.50 | 8.00 | 4.10 | 20.00 | 24.45 |
| 06CF9 | 9.525 | 6.50 | 8.00 | 4.10 | 20.00 | 24.45 |
| 06CF20 | 9.525 | 6.50 | 8.00 | 5.20 | 20.50 | 24.15 |
| 06CF23 | 9.525 | 6.50 | 8.00 | 5.20 | 20.50 | 24.15 |
| 06CF25 | 9.525 | 6.50 | 8.00 | 5.20 | 20.50 | 24.15 |
| 06CF34-2STC | 9.525 | 7.00 | 8.20 | 3.60 | 16.40 | 23.80 |
| 06CF50 | 9.525 | 6.50 | 8.00 | 5.50 | 20.00 | 24.10 |



| 东华链号 Donghua Chain No. | P mm | A mm | B mm | C mm | h ₁ mm | h mm | H mm |
|------------------------------|---------|---------|---------|---------|----------------------|---------|---------|
| 06CF5 | 9.525 | 4.3 | 2.0 | 16.9 | 5.3 | 16.0 | 20.0 |
| 06CF8 | 9.525 | 4.3 | 2.0 | 16.9 | 5.3 | 20.0 | 24.0 |
| 06CF46 | 9.525 | 4.8 | 1.6 | 17.6 | 4.8 | 16.0 | 20.0 |

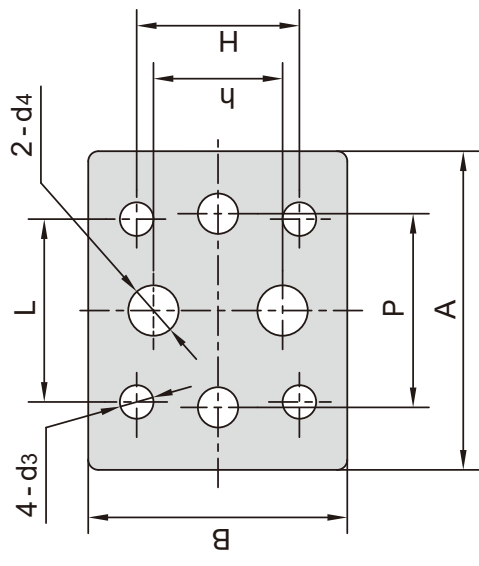


| 东华链号 Donghua Chain No. | P mm | A mm | C mm | h ₁ mm | h mm | H mm |
|------------------------------|---------|---------|---------|----------------------|---------|---------|
| 06CF6 | 9.525 | 3.25 | 17.5 | 5.25 | 16.00 | 20.00 |

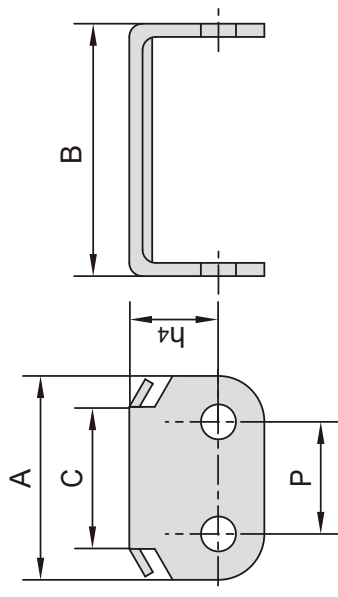


| 东华链号 Donghua Chain No. | P mm | L mm | A mm | B mm | H mm |
|------------------------------|---------|---------|---------|---------|---------|
| RS40F1 | 12.7 | 23.6 | 7.32 | 16.1 | 13.3 |

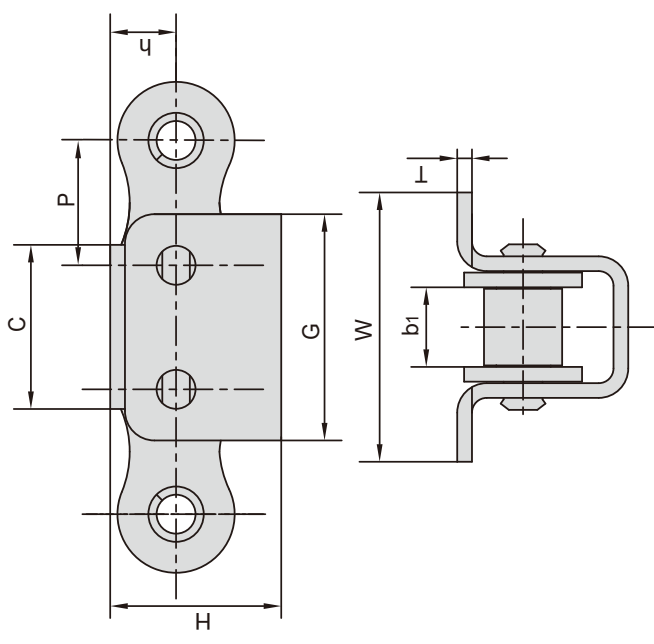
A系列输送链特殊附件 Conveyor chain special attachments (A series)



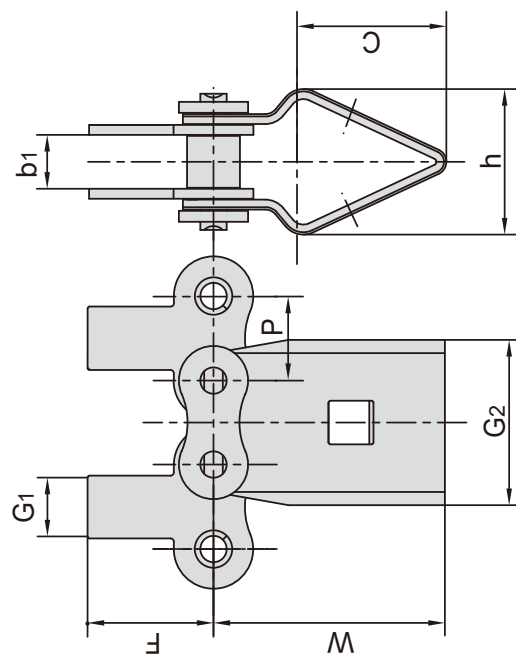
| 东华链号 Donghua Chain No. | P | A | B | L | h | H | d ₃ | d ₄ |
|------------------------------|------------|-------------|-------------|-------------|------------|-------------|----------------|----------------|
| 08AF7 | mm 12.7 | mm 31.34 | mm 25.48 | mm 17.45 | mm 12.7 | mm 15.88 | mm 3.30 | mm 4.95 |



| 东华链号 Donghua Chain No. | P | A | B | C | h ₄ |
|------------------------------|------------|-------------|-------------|-------------|----------------|
| 08AF9-2 | mm 12.7 | mm 23.00 | mm 28.80 | mm 16.00 | mm 10.00 |



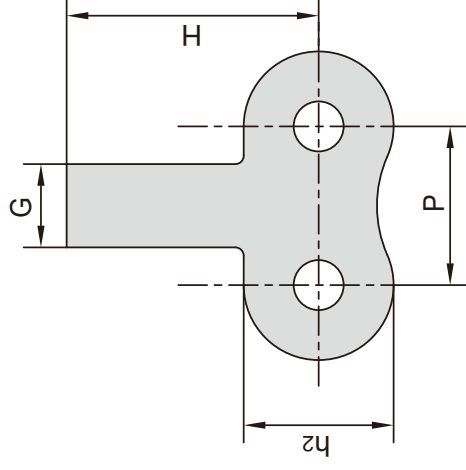
| 东华链号 Donghua Chain No. | P | b ₁ | C | G | H | h | W | T |
|------------------------------|------------|----------------|-------------|-------------|------------|-----------|------------|------------|
| 08A-U1F1 | mm 12.7 | mm 7.85 | mm 16.50 | mm 24.50 | mm 17.4 | mm 7.0 | mm 27.4 | mm 1.60 |



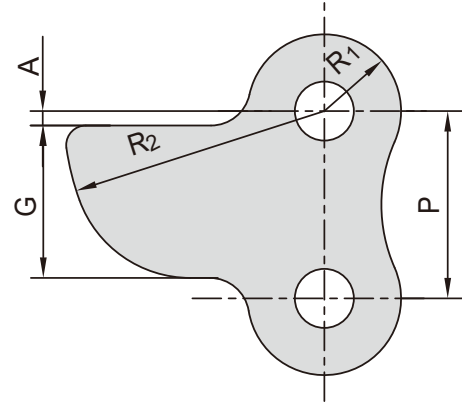
| 东华链号 Donghua Chain No. | P | b ₁ | G ₁ | G ₂ | F | W | C | h |
|------------------------------|------------|----------------|----------------|----------------|-------------|------------|------------|------------|
| 08ASAF1 | mm 12.7 | mm 7.85 | mm 9.50 | mm 25.0 | mm 19.05 | mm 35.0 | mm 21.5 | mm 22.0 |
| 08ASAF3 | mm 12.7 | mm 7.85 | mm 9.53 | mm 25.0 | mm 17.45 | mm 35.0 | mm 21.5 | mm 22.0 |

A系列输送链特殊附件 Conveyor chain special attachments (A series)

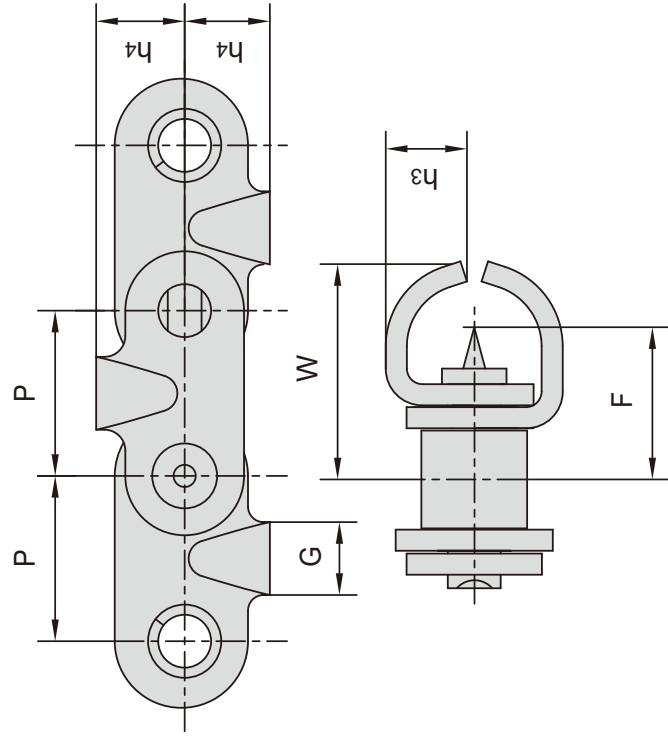
| 东华链号 Donghua Chain No. | P | G | H | h ₂ |
|------------------------------|-------|-------|--------|----------------|
| 12ASA | 19.05 | 10.00 | 204.00 | 18.00 |



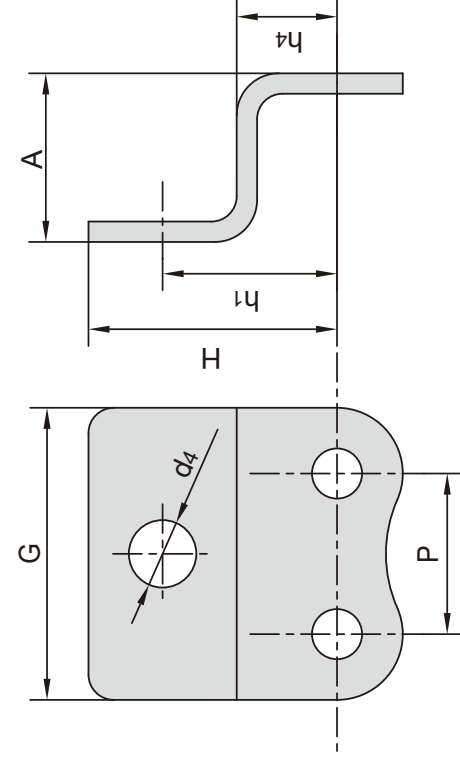
| 东华链号 Donghua Chain No. | P | G | A | R ₁ | R ₂ |
|------------------------------|-------|-------|------|----------------|----------------|
| 12AF7 | 19.05 | 15.50 | 1.47 | 7.80 | 26.50 |



| 东华链号 Donghua Chain No. | P | G | F | W | h ₃ | h ₄ |
|------------------------------|--------|------|-------|-------|----------------|----------------|
| 10AF12 | 15.875 | 7.00 | 14.55 | 21.20 | 7.80 | 8.50 |



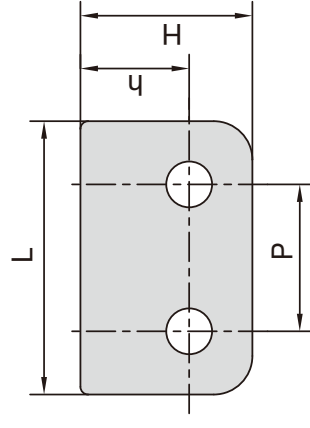
| 东华链号 Donghua Chain No. | P | A | G | h ₁ | h ₄ | H | d ₄ |
|------------------------------|-------|------|-------|----------------|----------------|-------|----------------|
| 12AF8 | 19.05 | 12.0 | 37.05 | - | 12.0 | 26.50 | - |
| 12AF17 | 19.05 | 20.0 | 34.65 | 20.69 | 11.9 | 29.48 | 8.0 |



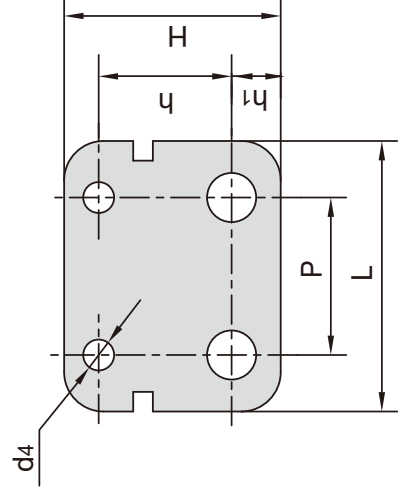
A系列输送链特殊附件

Conveyor chain special attachments (A series)

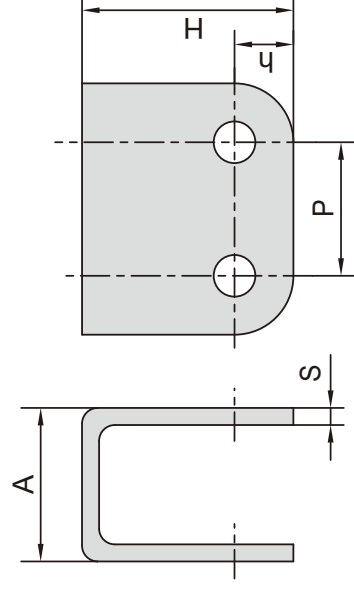
| 东华链号 Donghua Chain No. | P mm | h mm | H mm | L mm |
|------------------------------|---------|---------|---------|---------|
| C60TS | 19.05 | 14.10 | 22.30 | 35.45 |



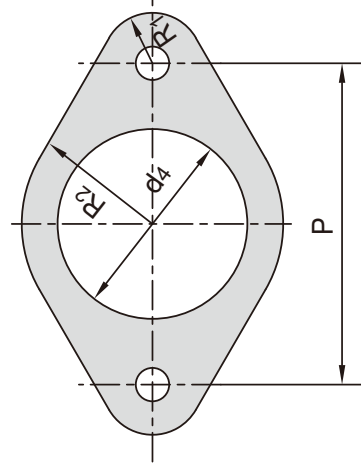
| 东华链号 Donghua Chain No. | P mm | L mm | h ₁ mm | h mm | H mm | d ₄ mm |
|------------------------------|---------|---------|----------------------|---------|---------|----------------------|
| 16AF6 | 25.40 | 47.63 | 7.92 | 21.44 | 34.93 | 4.98 |



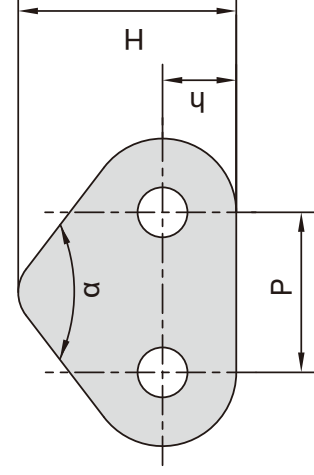
| 东华链号 Donghua Chain No. | P mm | h mm | H mm | A mm | S mm |
|------------------------------|---------|---------|---------|---------|---------|
| 16AF8 | 25.40 | 11.20 | 40.20 | 29.20 | 3.10 |



| 东华链号 Donghua Chain No. | P mm | d ₄ mm | R ₁ mm | R ₂ mm |
|------------------------------|---------|----------------------|----------------------|----------------------|
| 16AF13 | 76.20 | 45.00 | 11.90 | 31.00 |

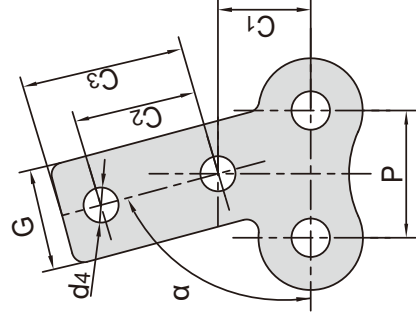


| 东华链号 Donghua Chain No. | P mm | h mm | H mm | α |
|------------------------------|---------|---------|---------|-----|
| 20AF2 | 31.75 | 12.50 | 51.00 | 74° |

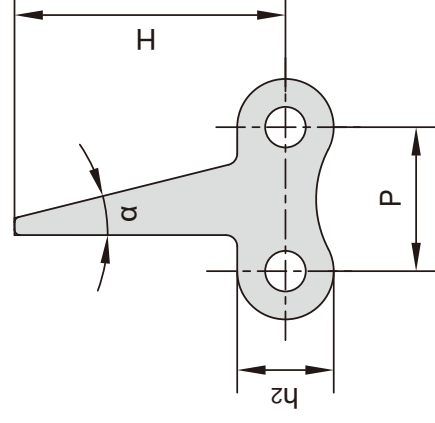


A系列输送链特殊附件 Conveyor chain special attachments (A series)

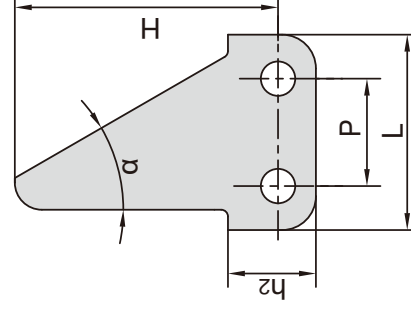
| 东华链号 Donghua Chain No. | P | G | C1 | C2 | C3 | d4 | α |
|------------------------------|-------|------|------|------|------|------|----------|
| | mm | mm | mm | mm | mm | mm | |
| 20ASK1F1 | 31.75 | 25.4 | 23.0 | 30.0 | 40.0 | 8.70 | 75° |



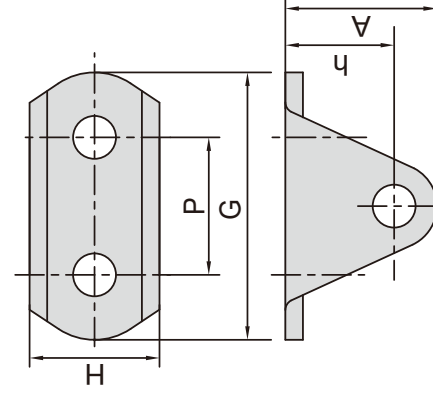
| 东华链号 Donghua Chain No. | P | H | h2 | α |
|------------------------------|-------|-------|------|----------|
| | mm | mm | mm | |
| 41F5 | 12.70 | 23.90 | 8.51 | 14° |



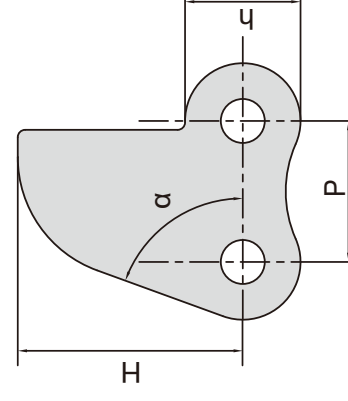
| 东华链号 Donghua Chain No. | P | H | h2 | L | α |
|------------------------------|--------|-------|-------|-------|----------|
| | mm | mm | mm | mm | |
| 10ASA0F1 | 15.875 | 38.50 | 13.00 | 29.50 | 30° |



| 东华链号 Donghua Chain No. | P | H | h | G | A |
|------------------------------|-------|-------|-------|-------|-------|
| | mm | mm | mm | mm | mm |
| 16AF21 | 25.40 | 24.00 | 20.10 | 49.40 | 28.10 |

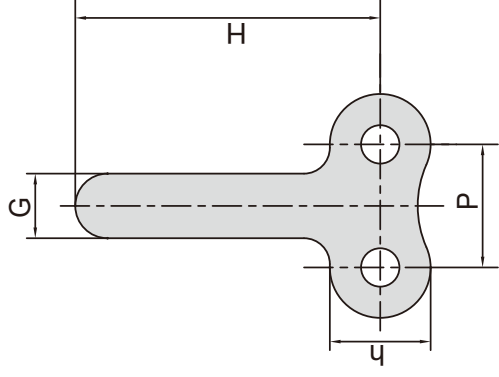


| 东华链号 Donghua Chain No. | P | H | h | α |
|------------------------------|-------|-------|-------|----------|
| | mm | mm | mm | |
| 12AHF27 | 19.05 | 30.20 | 15.60 | 70° |

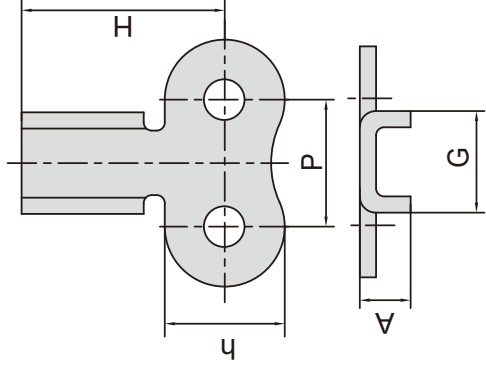


A系列输送链特殊附件 Conveyor chain special attachments (A series)

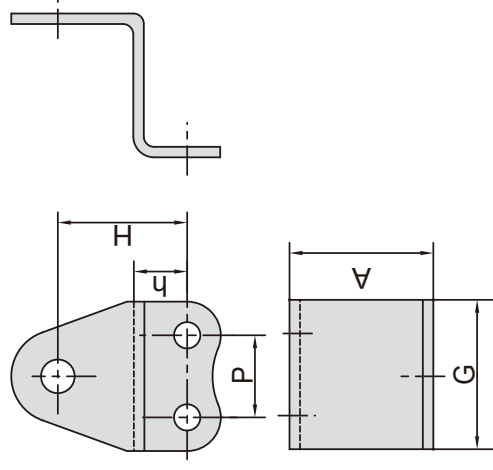
| 东华链号 Donghua Chain No. | P mm | H mm | h mm | G mm |
|------------------------------|---------|---------|---------|---------|
| 12AHF30 | 19.05 | 47.20 | 15.60 | 10.00 |



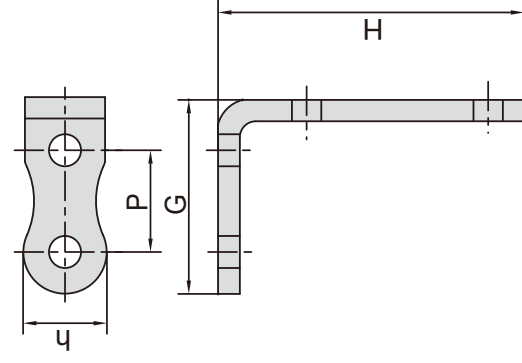
| 东华链号 Donghua Chain No. | P mm | H mm | h mm | A mm | G mm |
|------------------------------|---------|---------|---------|---------|---------|
| 10AF25 | 15.875 | 25.40 | 15.00 | 6.35 | 12.70 |



| 东华链号 Donghua Chain No. | P mm | H mm | h mm | A mm | G mm |
|------------------------------|---------|---------|---------|---------|---------|
| 10AF17 | 15.875 | 25.00 | 10.30 | 27.80 | 28.88 |

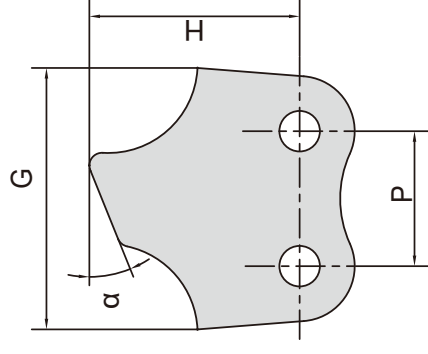


| 东华链号 Donghua Chain No. | P mm | H mm | h mm | G mm |
|------------------------------|---------|---------|---------|---------|
| 12AF44 | 19.05 | 55.00 | 15.60 | 36.85 |

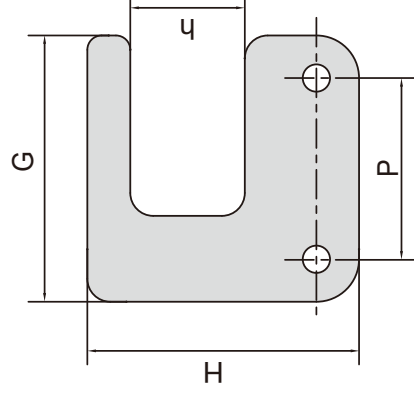


A系列输送链特殊附件 Conveyor chain special attachments (A series)

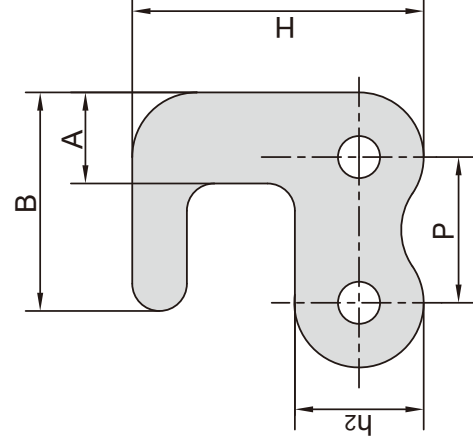
| 东华链号 Donghua Chain No. | P mm | H mm | G mm | α |
|------------------------------|---------|---------|---------|----------|
| 20AF21 | 31.75 | 49.46 | 61.50 | 22° |



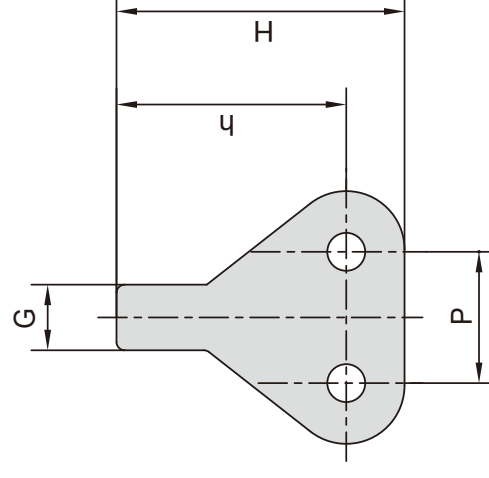
| 东华链号 Donghua Chain No. | P mm | H mm | h mm | G mm |
|------------------------------|---------|---------|---------|---------|
| 20AF18 | 63.50 | 40.00 | 15.00 | 93.00 |



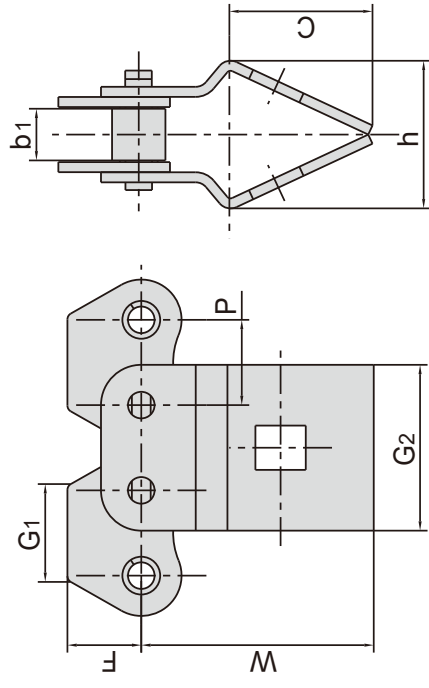
| 东华链号 Donghua Chain No. | P mm | h ₂ mm | H mm | A mm | B mm |
|------------------------------|---------|----------------------|---------|---------|---------|
| 05BF1 | 8.00 | 7.10 | 16.00 | 5.00 | 12.00 |



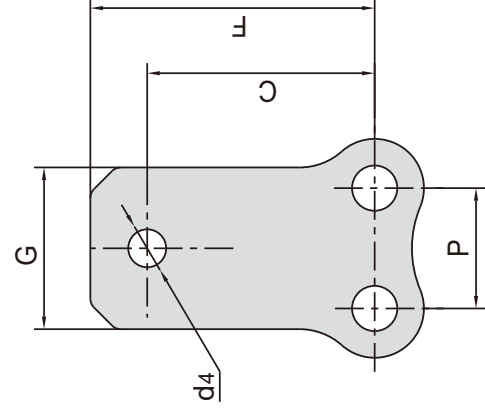
| 东华链号 Donghua Chain No. | P mm | H mm | h mm | G mm |
|------------------------------|---------|---------|---------|---------|
| 05BF3 | 8.00 | 17.55 | 14.00 | 4.00 |



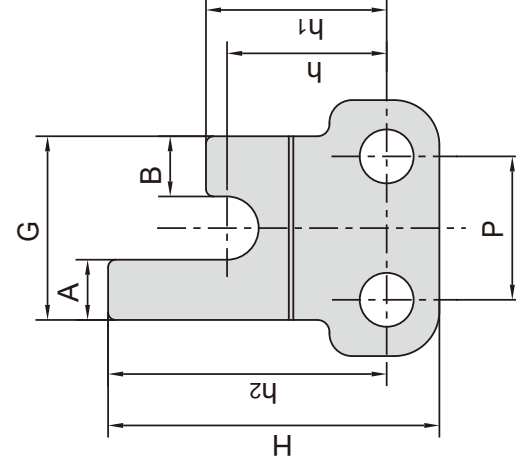
A系列输送链特殊附件 Conveyor chain special attachments (A series)



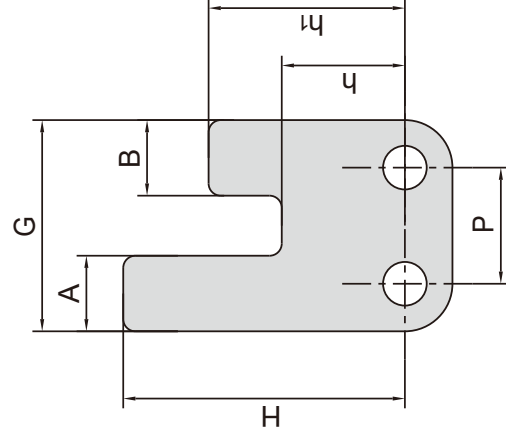
| 东华链号 Donghua Chain No. | P | b1 | G1 | G2 | F | W | C | h |
|------------------------------|-------|------|-------|-------|-------|-------|-------|-------|
| 08ASAF2 | 12.70 | 7.85 | 14.00 | 24.70 | 11.00 | 35.00 | 21.00 | 21.80 |



| 东华链号 Donghua Chain No. | P | G | C | F | d4 |
|------------------------------|-------|-------|-------|-------|----|
| 06CSA1F2 | 9.525 | 12.80 | 18.00 | 22.50 | M4 |



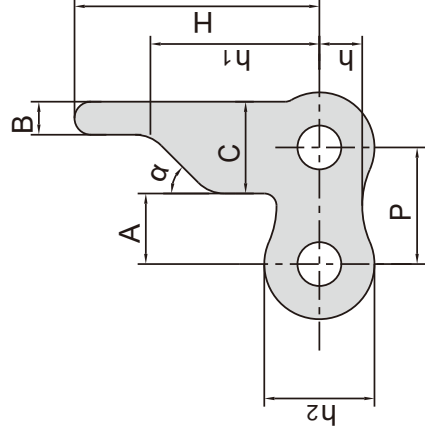
| 东华链号 Donghua Chain No. | P | G | A | B | h | h1 | h2 | H |
|------------------------------|-------|-------|------|------|-------|-------|-------|-------|
| 06CF47 | 9.525 | 12.20 | 4.00 | 4.00 | 10.60 | 12.00 | 18.50 | 22.00 |



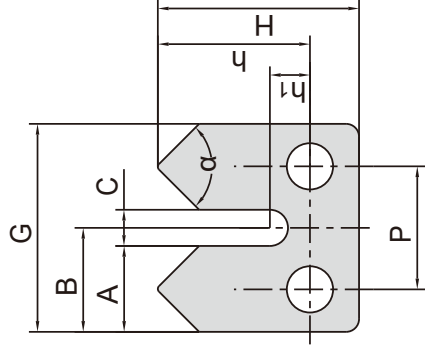
| 东华链号 Donghua Chain No. | P | G | A | B | h | h1 | H |
|------------------------------|-------|-------|------|------|-------|-------|-------|
| 06CF45 | 9.525 | 17.20 | 6.20 | 6.20 | 10.20 | 16.20 | 23.20 |

A系列输送链特殊附件 Conveyor chain special attachments (A series)

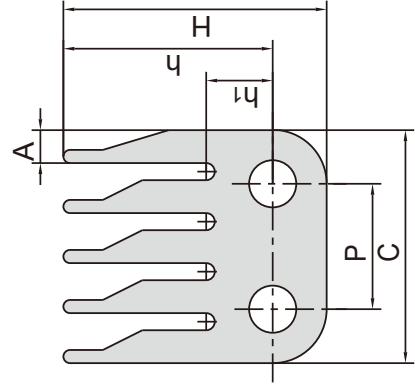
| 东华链号 Donghua Chain No. | P | h2 | A | B | C | h | h1 | H | α |
|------------------------------|-------|------|------|------|------|------|-------|-------|----------|
| 06CF27 | 9.525 | 7.80 | 6.26 | 2.00 | 6.50 | 3.00 | 14.00 | 20.00 | 45° |
| 06CF44 | 9.525 | 9.00 | 5.80 | 2.70 | 7.50 | 3.50 | 13.80 | 20.00 | 45° |



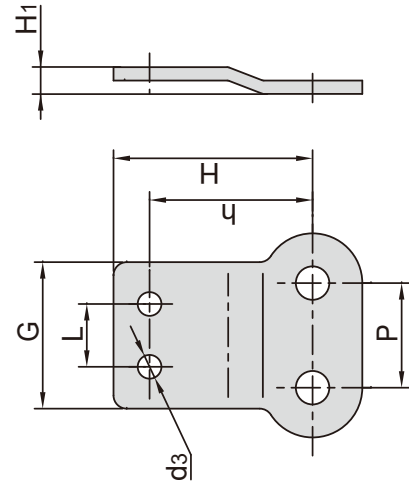
| 东华链号 Donghua Chain No. | P | G | A | B | C | h | h1 | H | α |
|------------------------------|-------|-------|------|------|------|-------|------|-------|----------|
| 06CF28 | 9.525 | 16.10 | 6.65 | 8.05 | 2.80 | 11.90 | 3.10 | 15.70 | 90° |



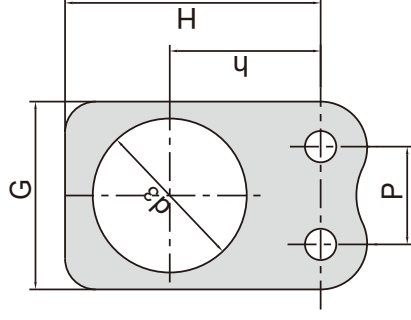
| 东华链号 Donghua Chain No. | P | A | C | h1 | h | H |
|------------------------------|-------|------|-------|------|-------|-------|
| 06CF15 | 9.525 | 2.50 | 17.70 | 5.05 | 15.90 | 20.00 |



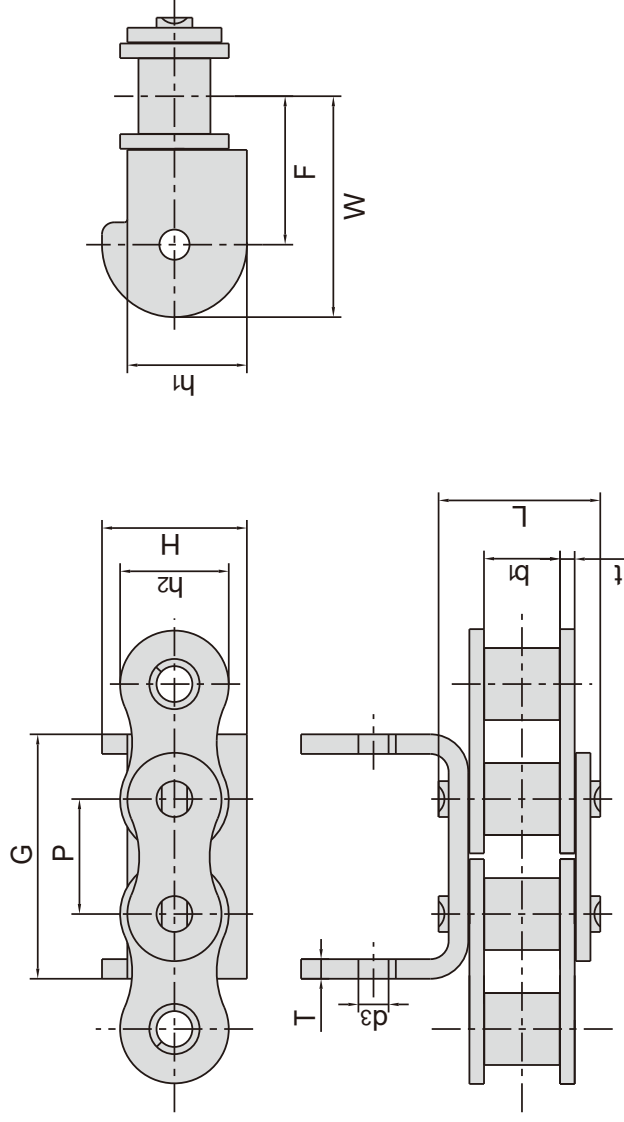
| 东华链号 Donghua Chain No. | P | G | L | h | H | H1 | d3 |
|------------------------------|--------|-------|------|-------|-------|------|------|
| C50SA2F1 | 15.875 | 22.23 | 9.53 | 24.46 | 30.81 | 4.06 | 3.60 |
| C50SA2F2 | 15.875 | 22.20 | 9.50 | 24.70 | 30.20 | 4.06 | 3.60 |



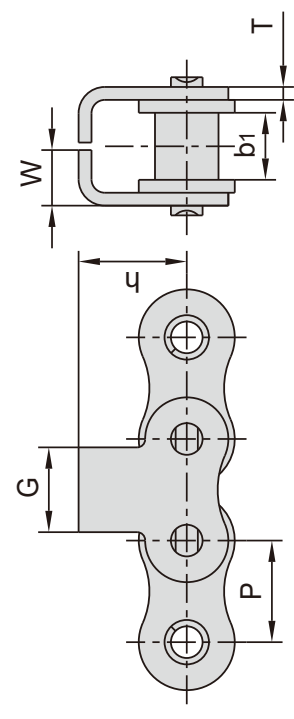
| 东华链号 Donghua Chain No. | P | G | h | H | d3 |
|------------------------------|--------|-------|-------|-------|-------|
| 10AWA1F4 | 15.875 | 30.50 | 23.50 | 40.50 | 25.00 |



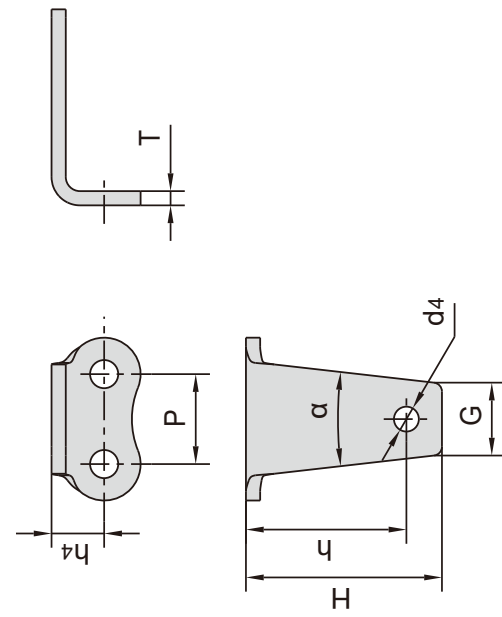
A系列输送链特殊附件 Conveyor chain special attachments (A series)



| 东华链号 Donghua Chain No. | P mm | b1 mm | L mm | G mm | d3 mm | F mm | W mm | H mm | h1 mm | h2 mm | t mm | T mm |
|------------------------------|---------|----------|---------|---------|-----------|---------|---------|---------|----------|----------|---------|---------|
| 12AAA1F1 | 19.05 | 12.57 | 28.60 | 40.50 | 8.00/6.00 | 24.70 | 36.70 | 24.00 | - | 18.00 | 2.42 | 3.25 |
| 12AAA1F2 | 19.05 | 12.57 | 28.60 | 40.50 | 8.00/6.00 | 24.70 | 36.70 | 24.00 | 19.80 | 18.00 | 2.42 | 3.25 |
| 12AAA1F3 | 19.05 | 12.57 | 28.60 | 40.50 | 6.00 | 24.70 | 36.70 | 24.00 | 19.80 | 18.00 | 2.42 | 3.25 |



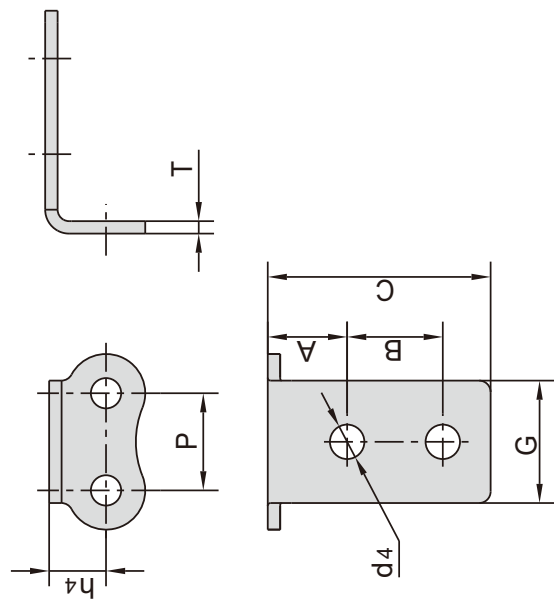
| 东华链号 Donghua Chain No. | P mm | b1 mm | G mm | h mm | W mm | T mm |
|------------------------------|---------|----------|---------|---------|---------|---------|
| 12AK0F1 | 19.05 | 12.57 | 15.90 | 20.28 | 10.42 | 2.42 |
| 20BSK0F1 | 31.75 | 19.56 | 35.00 | 39.32 | 16.80 | 3.50 |



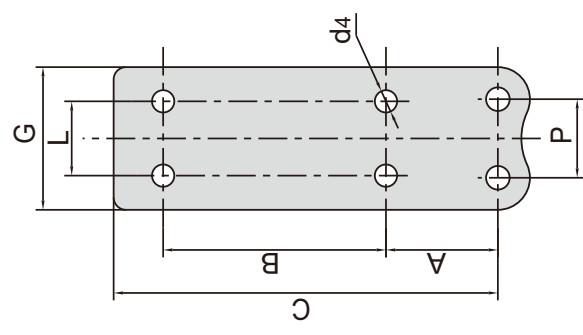
| 东华链号 Donghua Chain No. | P mm | h4 mm | G mm | h mm | H mm | T mm | d4 mm | alpha |
|------------------------------|---------|----------|---------|---------|---------|---------|----------|-------|
| 16AHA1F2 | 25.40 | 14.80 | 20.00 | 45.10 | 55.10 | 4.00 | 7.00 | 13° |

A系列输送链特殊附件 Conveyor chain special attachments (A series)

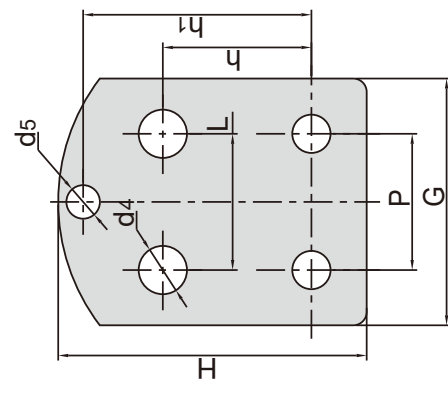
| 东华链号 Donghua Chain No. | P | h ₄ | G | A | B | C | d ₄ | T |
|------------------------------|-------|----------------|-------|-------|-------|-------|----------------|------|
| | mm | mm | mm | mm | mm | mm | mm | mm |
| 08BA2F41 | 12.70 | 8.90 | 10.00 | 8.40 | 10.00 | 24.00 | 4.20 | 1.60 |
| 16AA2F1 | 25.40 | 15.90 | 32.00 | 25.00 | 20.75 | 58.25 | 9.00 | 3.25 |



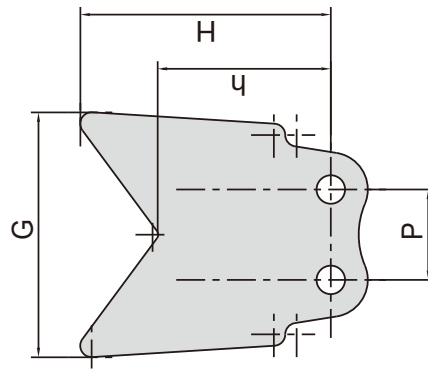
| 东华链号 Donghua Chain No. | P | A | B | C | L | G | d ₄ |
|------------------------------|-------|-------|-------|--------|-------|-------|----------------|
| | mm | mm | mm | mm | mm | mm | mm |
| 20ASK4F1 | 31.75 | 45.20 | 90.00 | 155.20 | 30.00 | 57.65 | 9.00 |



| 东华链号 Donghua Chain No. | P | L | G | h | h ₁ | H | d ₄ | d ₅ |
|------------------------------|-------|-------|-------|-------|----------------|--------|----------------|----------------|
| | mm | mm | mm | mm | mm | mm | mm | mm |
| 32AF47SA3 | 50.80 | 50.80 | 92.00 | 56.00 | 85.00 | 115.00 | 18.00 | 12.50 |

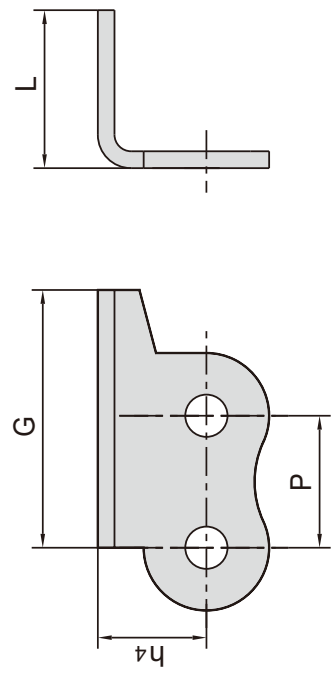


| 东华链号 Donghua Chain No. | P | G | h | H |
|------------------------------|--------|-------|-------|-------|
| | mm | mm | mm | mm |
| 10AF72 | 15.875 | 56.00 | 16.10 | 44.00 |
| 10AF73 | 15.875 | 43.00 | 30.30 | 44.00 |

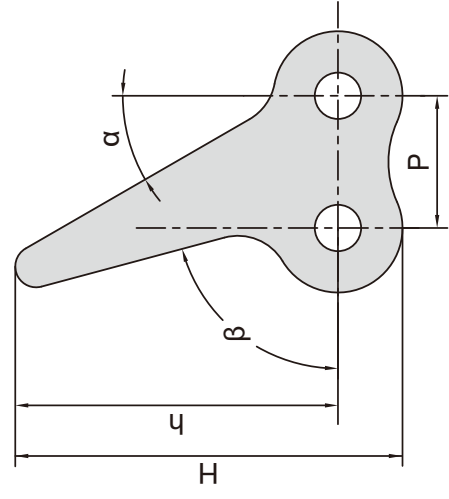


A系列输送链特殊附件 Conveyor chain special attachments (A series)

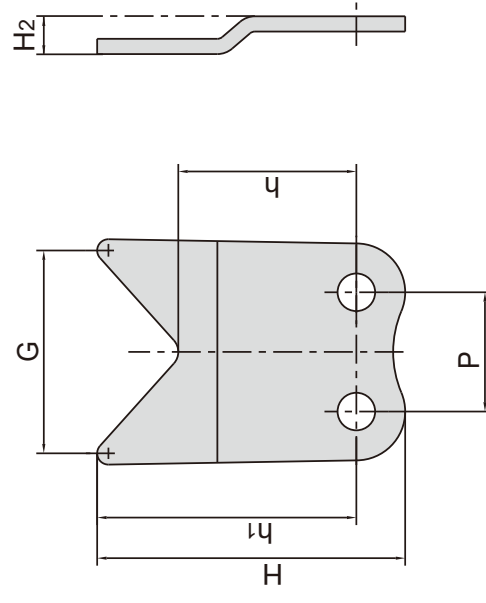
| 东华链号 Donghua Chain No. | P mm | G mm | L mm | h ₄ mm |
|------------------------------|---------|---------|---------|----------------------|
| 10AF70 | 15.875 | 31.00 | 18.70 | 13.20 |



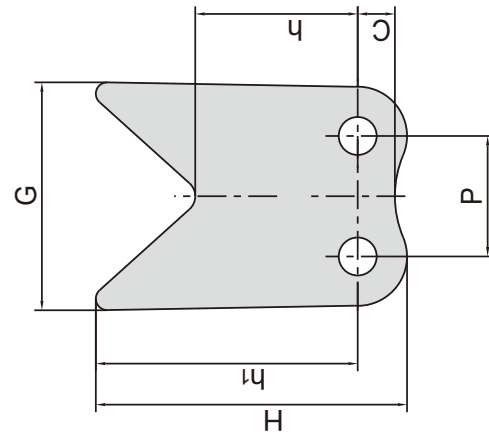
| 东华链号 Donghua Chain No. | P mm | H mm | h mm | α | β |
|------------------------------|---------|---------|---------|-----|-----|
| 10AF60 | 15.875 | 37.50 | 31.00 | 30° | 75° |



| 东华链号 Donghua Chain No. | P mm | G mm | H mm | h mm | h ₁ mm | H ₂ mm |
|------------------------------|---------|---------|---------|---------|----------------------|----------------------|
| 10AF67 | 15.875 | 27.00 | 40.30 | 23.00 | 33.80 | 5.03 |

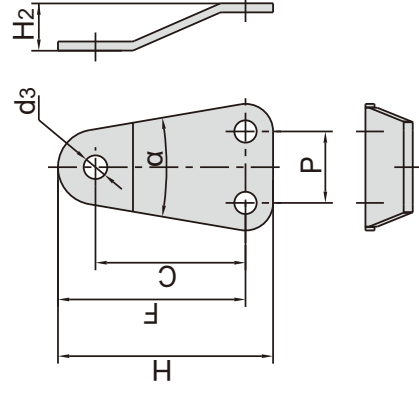


| 东华链号 Donghua Chain No. | P mm | G mm | C mm | H mm | h mm | h ₁ mm |
|------------------------------|---------|---------|---------|---------|---------|----------------------|
| 10AF65 | 15.875 | 30.00 | 4.90 | 41.00 | 18.00 | 34.50 |
| 10AF66 | 15.875 | 30.00 | 4.90 | 41.00 | 23.70 | 34.50 |

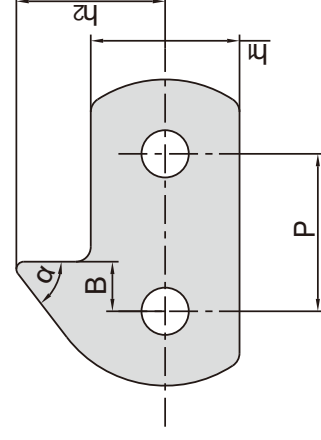


A系列输送链特殊附件 Conveyor chain special attachments (A series)

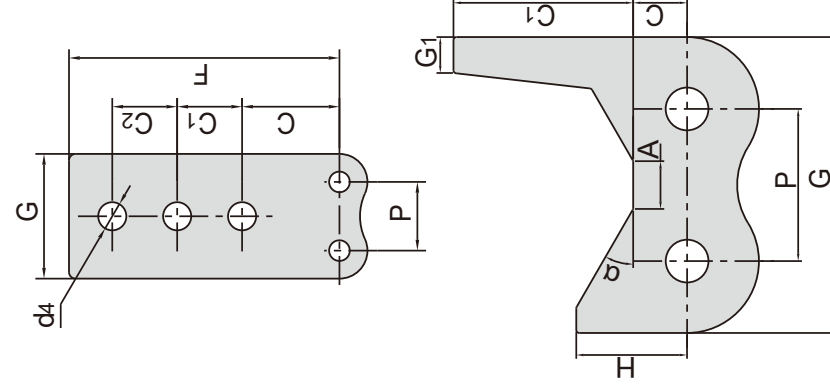
| 东华链号 Donghua Chain No. | P | C | F | H | H ₂ | d ₃ |
|------------------------------|-------|-------|-------|-------|----------------|----------------|
| 12AF117 | 19.05 | 40.00 | 50.00 | 57.35 | 12.61 | 6.30 |



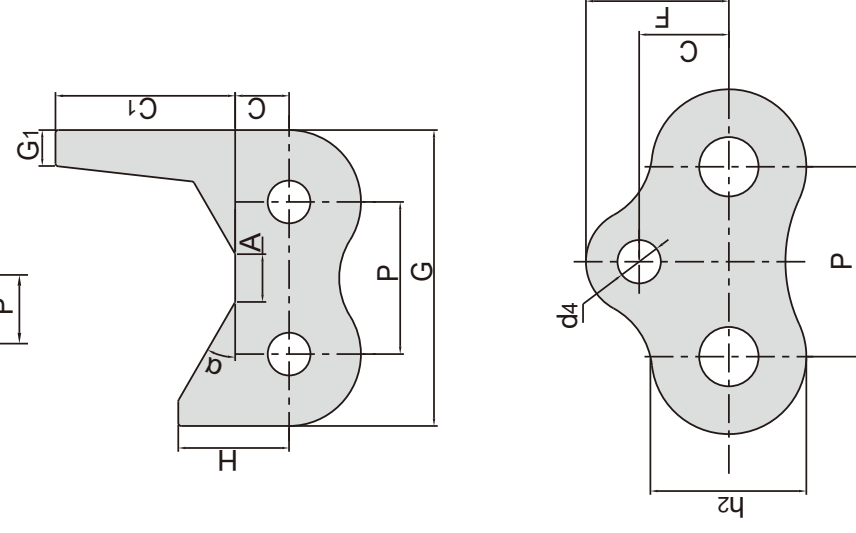
| 东华链号 Donghua Chain No. | P | B | h ₁ | h ₂ | alpha |
|------------------------------|-------|-------|----------------|----------------|-------|
| 20AHF42 | 31.75 | 10.00 | 30.00 | 30.00 | 52° |



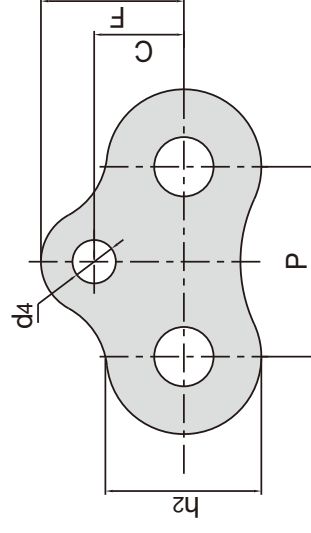
| 东华链号 Donghua Chain No. | P | C | C ₁ | C ₂ | F | G | d ₄ |
|------------------------------|-------|-------|----------------|----------------|--------|-------|----------------|
| 20AF39-G1 | 31.75 | 45.00 | 30.00 | 30.00 | 125.00 | 57.65 | 13.00 |



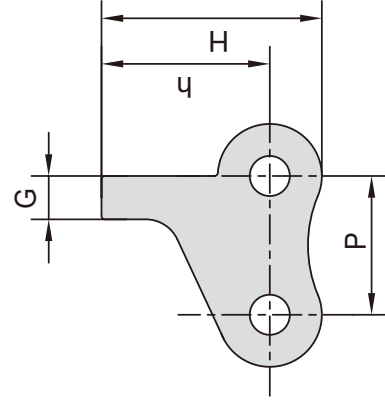
| 东华链号 Donghua Chain No. | P | G | G ₁ | A | C | C ₁ | H | alpha |
|------------------------------|-------|-------|----------------|-------|-------|----------------|-------|-------|
| 32AF45 | 50.80 | 98.80 | 12.00 | 16.00 | 18.00 | 60.00 | 37.00 | 30° |



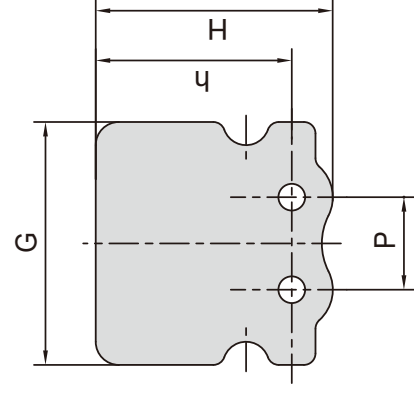
| 东华链号 Donghua Chain No. | P | h ₂ | C | F | d ₄ |
|------------------------------|-------|----------------|-------|-------|----------------|
| 40ASA1F1 | 62.50 | 52.00 | 30.00 | 47.80 | 14.50 |



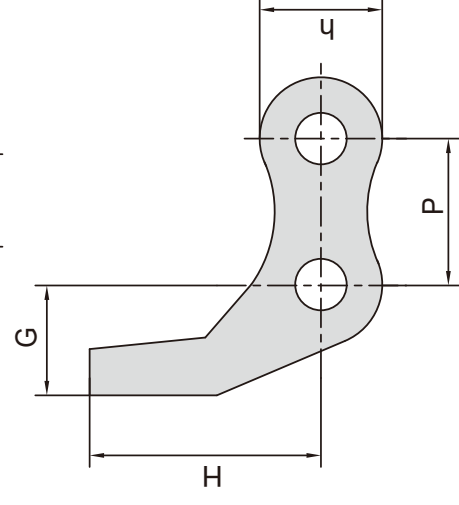
B系列输送链特殊附件 Conveyor chain special attachments (B series)



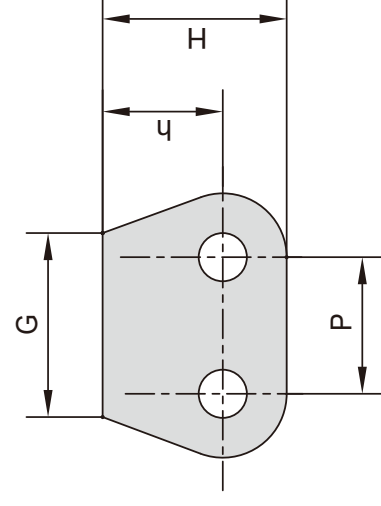
| 东华链号 Donghua Chain No. | P mm | H mm | h mm | G mm |
|------------------------------|---------|---------|---------|---------|
| 05BF4 | 8.0 | 12.7 | 9.7 | 2.5 |



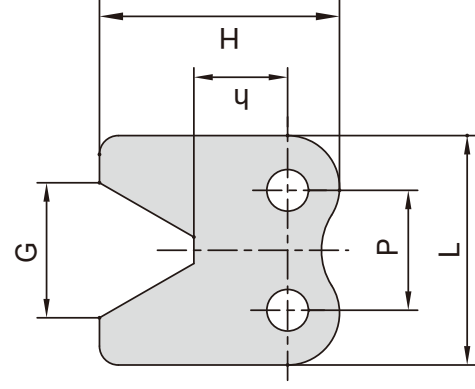
| 东华链号 Donghua Chain No. | P mm | H mm | h mm | G mm |
|------------------------------|---------|---------|---------|---------|
| 05BF6 | 8.0 | 17.55 | 16.95 | 21.0 |



| 东华链号 Donghua Chain No. | P mm | H mm | h mm | G mm |
|------------------------------|---------|---------|---------|---------|
| 08B-D53 | 12.7 | 20.0 | 10.6 | 11.5 |



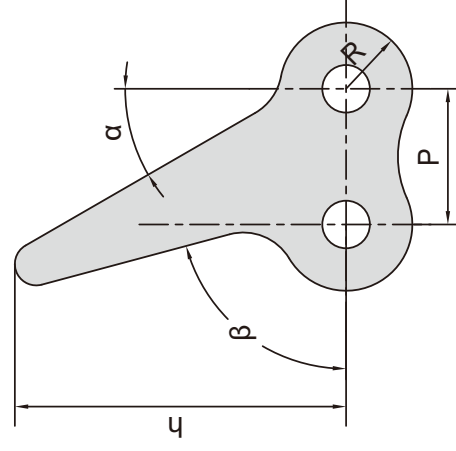
| 东华链号 Donghua Chain No. | P mm | H mm | h mm | G mm |
|------------------------------|---------|---------|---------|---------|
| 08BSK0F2 | 12.70 | 17.0 | 11.1 | 17.0 |
| C12BF74 | 19.05 | 20.0 | 12.0 | 23.0 |



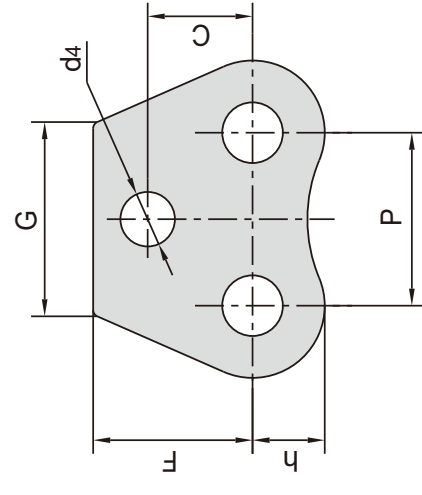
| 东华链号 Donghua Chain No. | P mm | H mm | h mm | G mm | L mm |
|------------------------------|---------|---------|---------|---------|---------|
| 08BF61 | 12.7 | 25.4 | 9.9 | 14.3 | 24.3 |

B系列输送链特殊附件 Conveyor chain special attachments (B series)

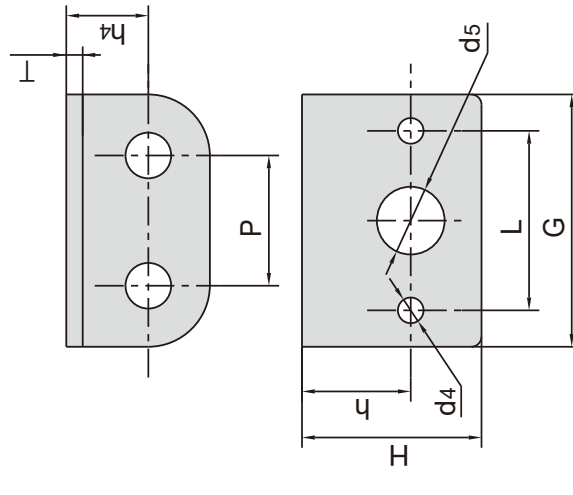
| 东华链号 Donghua Chain No. | P | R | h | α | β |
|------------------------------|-------------|------------|-------------|----------|---------|
| 08BF24 | mm 12.70 | mm 6.20 | mm 31.00 | 30° | 75° |



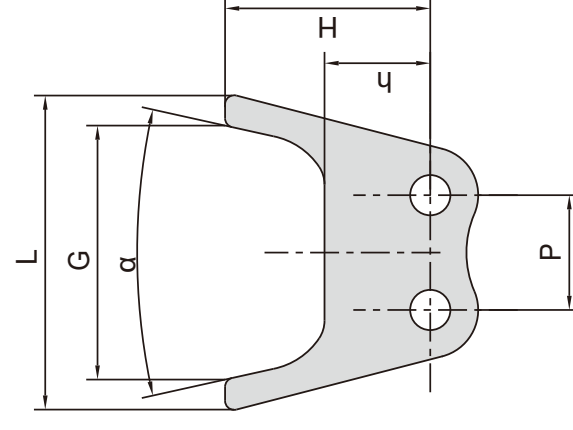
| 东华链号 Donghua Chain No. | P | G | C | F | h | d4 |
|------------------------------|-------------|-------------|-------------|-------------|------------|------------|
| 08BSA1F18 | mm 12.70 | mm 14.00 | mm 11.70 | mm 11.70 | mm 5.30 | mm 4.10 |



| 东华链号 Donghua Chain No. | P | h4 | L | G | h | H | d4 | d5 | T |
|------------------------------|-------------|-------------|-------------|-------------|-------------|-------------|------------|-------------|------------|
| 08BA3F1 | mm 12.70 | mm 7.80 | mm 17.50 | mm 22.70 | mm 10.90 | mm 17.80 | mm 2.90 | mm 6.70 | mm 1.60 |
| 08BA3F2 | mm 12.70 | mm 8.00 | mm 17.50 | mm 24.60 | mm 10.60 | mm 17.80 | mm 2.50 | mm 16.60 | mm 1.60 |
| 12BWA3F3 | mm 19.05 | mm 11.50 | mm 19.05 | mm 34.90 | mm 10.00 | mm 17.30 | mm 2.80 | mm 6.70 | mm 1.85 |
| 12BWA3F4 | mm 19.05 | mm 12.20 | mm 17.40 | mm 34.05 | mm 11.30 | mm 18.00 | mm 2.80 | mm 6.30 | mm 1.85 |



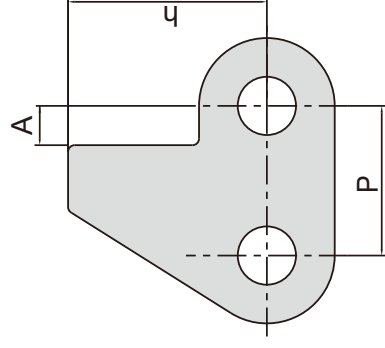
| 东华链号 Donghua Chain No. | P | H | h | G | L | α |
|------------------------------|-------------|-------------|-------------|-------------|-------------|----------|
| 08BF169 | mm 12.70 | mm 22.70 | mm 11.70 | mm 28.10 | mm 35.40 | 25° |
| 08BF207 | mm 12.70 | mm 22.70 | mm 11.70 | mm 28.60 | mm 34.70 | 27° |



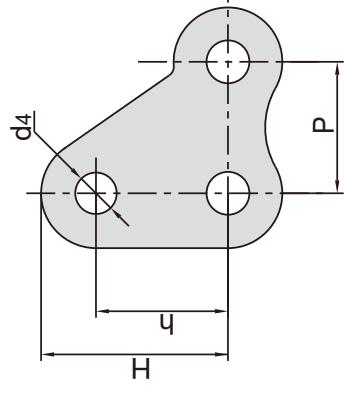
B系列输送链特殊附件

Conveyor chain special attachments (B series)

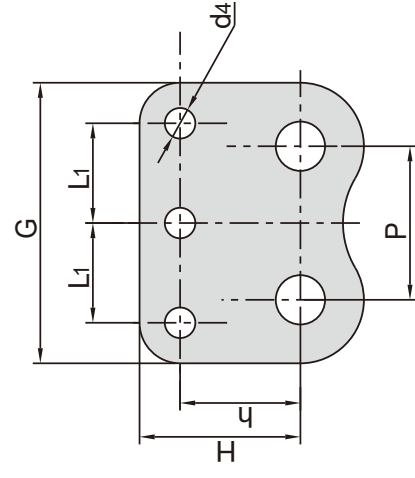
| 东华链号 Donghua Chain No. | P mm | h mm | A mm |
|------------------------------|---------|---------|---------|
| C72BF3SK0 | 114.30 | 151.80 | 30.00 |



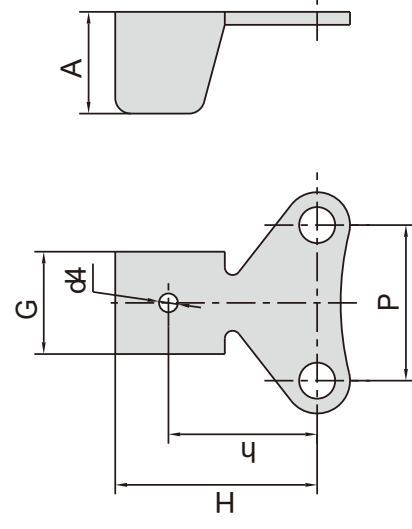
| 东华链号 Donghua Chain No. | P mm | h mm | H mm | d4 mm |
|------------------------------|---------|---------|---------|----------|
| 16BF121NP | 25.40 | 25.50 | 36.10 | 8.00 |



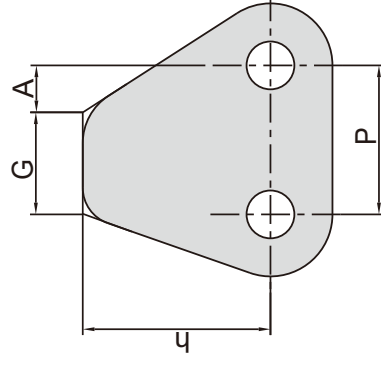
| 东华链号 Donghua Chain No. | P mm | L1 mm | G mm | h mm | H mm | d4 mm |
|------------------------------|---------|----------|---------|---------|---------|----------|
| 16BF120 | 25.40 | 16.50 | 45.70 | 19.90 | 26.50 | 5.05 |
| 20BF47 | 31.75 | 21.17 | 61.71 | 25.00 | 33.00 | 10.19 |



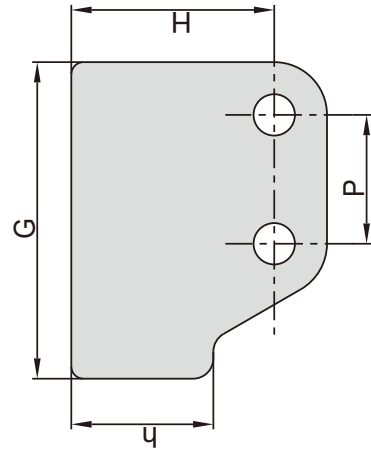
| 东华链号 Donghua Chain No. | P mm | h mm | G mm | A mm | d4 mm |
|------------------------------|---------|---------|---------|---------|----------|
| 16BF109 | 49.70 | 47.50 | 64.50 | 32.50 | 6.00 |



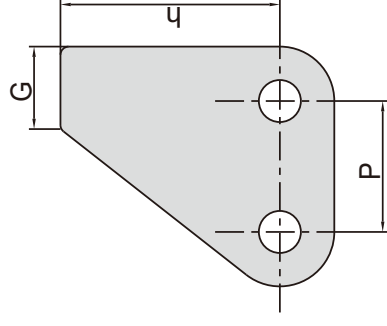
| 东华链号 Donghua Chain No. | P mm | G mm | A mm | h mm |
|------------------------------|---------|---------|---------|---------|
| C20BF51 | 31.75 | 21.75 | 10.00 | 40.00 |



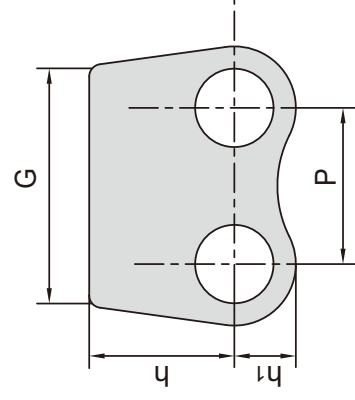
B系列输送链特殊附件 Conveyor chain special attachments (B series)



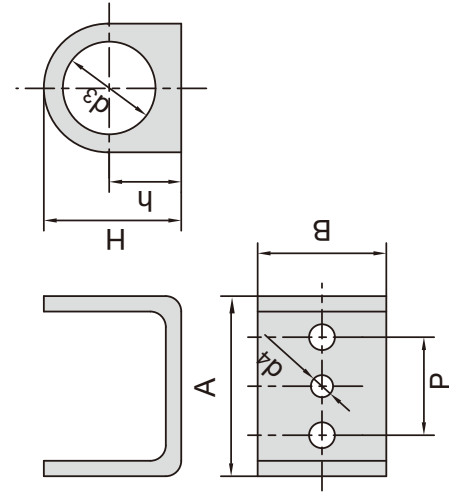
| 东华链号 Donghua Chain No. | P mm | G mm | h mm | H mm |
|------------------------------|---------|---------|---------|---------|
| 20BF46 | 31.75 | 78.00 | 35.00 | 50.00 |



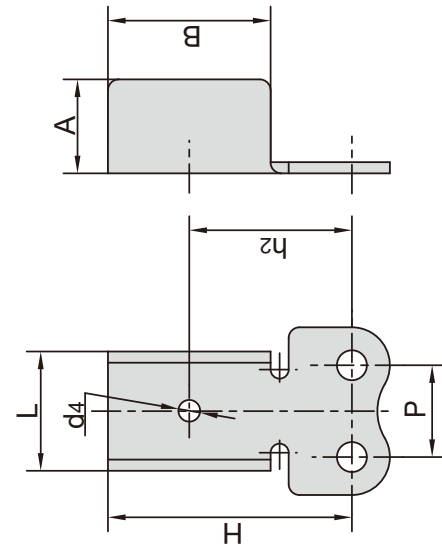
| 东华链号 Donghua Chain No. | P mm | G mm | h mm |
|------------------------------|---------|---------|---------|
| C20BF41 | 31.75 | 20.00 | 53.20 |



| 东华链号 Donghua Chain No. | P mm | h ₁ mm | h mm | G mm |
|------------------------------|---------|----------------------|---------|---------|
| 08BF37 | 12.70 | 5.00 | 11.80 | 20.00 |



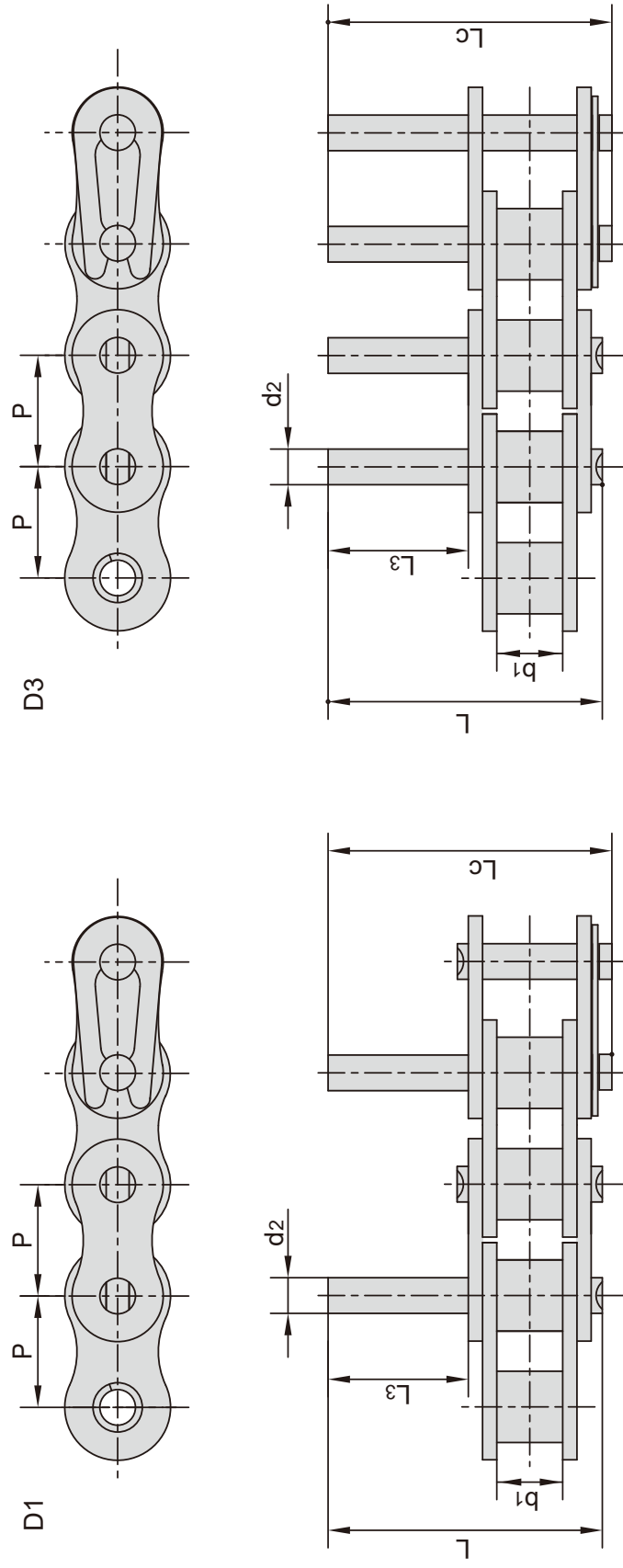
| 东华链号 Donghua Chain No. | P mm | h mm | H mm | A mm | B mm | d ₃ mm | d ₄ mm |
|------------------------------|---------|---------|---------|---------|---------|----------------------|----------------------|
| 12B-K188 | 19.05 | 14.00 | 26.70 | 35.00 | 25.00 | 18.00 | 4.30 |



| 东华链号 Donghua Chain No. | P mm | h ₂ mm | H mm | A mm | B mm | d ₄ mm | L mm |
|------------------------------|---------|----------------------|---------|---------|---------|----------------------|---------|
| 16BF11 | 25.40 | 47.50 | 64.50 | 36.00 | 35.00 | 6.00 | 52.70 |
| 20BF2 | 31.75 | - | 70.00 | 43.00 | 35.00 | - | 65.15 |

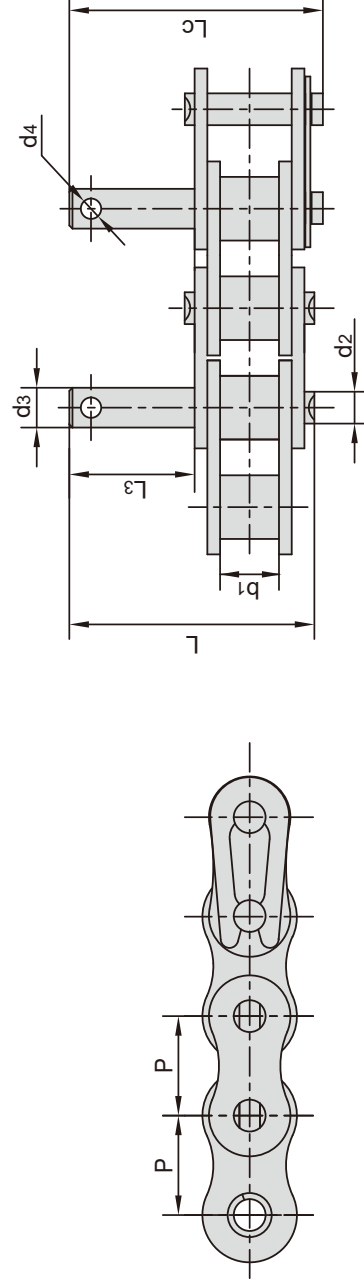
短节距加长销输送链

Short pitch conveyor chains with extended pins



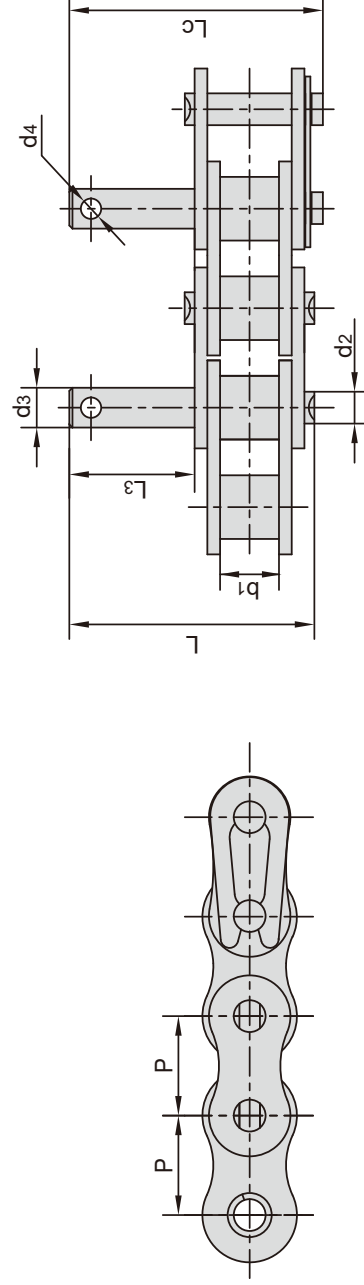
| ISO 链号 ISO Chain No. | DIN 链号 DIN Chain No. | P mm | b ₁ mm | d ₂ mm | L ₃ mm | L mm | L _c mm |
|-------------------------------|-------------------------------|---------|----------------------|----------------------|----------------------|---------|----------------------|
| 35 | 06C | 9.525 | 4.77 | 3.58 | 9.5 | 20.8 | 21.6 |
| 40 | 08A | 12.700 | 7.85 | 3.96 | 9.5 | 25.1 | 26.2 |
| 50 | 10A | 15.875 | 9.40 | 5.08 | 11.9 | 31.3 | 33.1 |
| 60 | 12A | 19.050 | 12.57 | 5.94 | 14.3 | 38.6 | 40.6 |
| 80 | 16A | 25.400 | 15.75 | 7.92 | 19.1 | 50.3 | 53.3 |
| 100 | 20A | 31.750 | 18.90 | 9.53 | 23.8 | 61.8 | 66.1 |
| 120 | 24A | 38.100 | 25.22 | 11.10 | 28.6 | 76.4 | 80.4 |
| 140 | 28A | 44.450 | 25.22 | 12.70 | 33.3 | 84.8 | 89.4 |
| 160 | 32A | 50.800 | 31.55 | 14.27 | 38.1 | 99.6 | 104.4 |
| 08B | 08B | 12.700 | 7.75 | 4.45 | 9.5 | 25.1 | 26.6 |
| 10B | 10B | 15.875 | 9.65 | 5.08 | 11.9 | 30.1 | 31.5 |
| 12B | 12B | 19.050 | 11.68 | 5.72 | 14.3 | 35.4 | 37.1 |
| 16B | 16B | 25.400 | 17.02 | 8.28 | 19.1 | 53.0 | 54.3 |
| 20B | 20B | 31.750 | 19.56 | 10.19 | 41.0 | 79.9 | 83.6 |
| 24B | 24B | 38.100 | 25.40 | 14.63 | 50.7 | 101.4 | 105.8 |
| 28B | 28B | 44.450 | 30.99 | 15.90 | 61.9 | 124.0 | 128.4 |
| 32B | 32B | 50.800 | 30.99 | 17.81 | 64.8 | 126.8 | 131.8 |

特殊加长销输送链 Conveyor chains with special extended pins



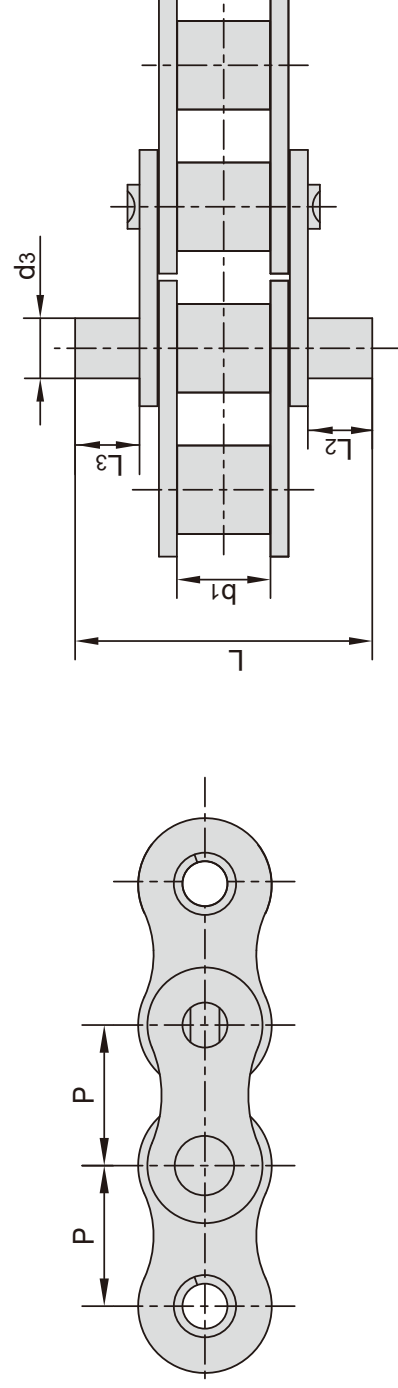
| 东华链号 Donghua Chain No. | P mm | b1 mm | d2 mm | d3 mm | L3 mm | L mm | Lc mm | d4 mm |
|------------------------------|---------|----------|----------|----------|----------|---------|----------|----------|
| 06B-D1F21 | 9.525 | - | 3.28 | 5.00 | 15.00 | - | 28.40 | - |
| 06C-D1F12 | 9.525 | 4.77 | 3.58 | 3.55 | 14.75 | 26.20 | - | - |
| 08A-D1F37 | 12.700 | - | 3.96 | 4.85 | 35.35 | - | 52.00 | - |
| 08A-D1F48 | 12.700 | 7.85 | 3.96 | 5.00 | 45.00 | - | 61.90 | - |
| 08A-D1F49 | 12.700 | - | 3.96 | 5.00 | 35.00 | - | 51.65 | - |
| 08B-D1F53 | 12.700 | 7.75 | 4.45 | 6.00 | 20.00 | 35.60 | - | - |
| 08B-D1F67 | 12.700 | 7.75 | 4.45 | 6.00 | 15.50 | 31.40 | - | - |
| 08B-D1F74 | 12.700 | 7.75 | 4.45 | 4.45 | 16.00 | 31.70 | - | 1.60 |
| 08B-D1F79 | 12.700 | 7.75 | 4.45 | 6.00 | 15.00 | 30.90 | 32.20 | - |
| 08B-D1F80 | 12.700 | 7.75 | 4.45 | 6.00 | 15.00 | 30.90 | - | 2.60 |
| 08B-D3F101 | 12.700 | 7.75 | 4.45 | 6.00 | 9.00 | 24.80 | - | - |
| 08B-D3F95 | 12.700 | 7.75 | 4.45 | 7.00 | 25.00 | 40.80 | - | 42.30 |
| 08B-D4 | 12.700 | 7.75 | 4.45 | 6.00 | 15.00 | 31.20 | 32.40 | - |
| 08B-D7 | 12.700 | 7.75 | 4.45 | 6.00 | 14.00 | 30.20 | 31.40 | 2.60 |
| 08BF3 | 12.700 | 7.75 | 4.45 | 6.00 | 8.00 | 24.20 | 25.40 | - |
| 10A-D1F31 | 15.875 | 9.40 | 5.08 | 8.00 | 15.00 | 34.40 | - | - |
| 10A-D1F32 | 15.875 | 9.40 | 5.08 | 7.50 | 19.00 | 38.40 | - | 3.00 |
| 10A-D1F36 | 15.875 | 9.40 | 5.08 | 6.60 | 20.00 | 39.40 | - | - |
| 10A-D1F40 | 15.875 | 9.40 | 5.08 | 5.96 | 25.30 | 44.70 | - | - |
| 10A-D1F43 | 15.875 | - | 5.08 | 8.00 | 40.00 | - | 60.90 | - |
| 10A-D1F48 | 15.875 | 9.40 | 5.08 | 6.00 | 25.00 | 44.40 | - | - |
| 10A-D3F44 | 15.875 | 9.40 | 5.08 | 6.00 | 13.60 | 33.00 | - | - |
| 10A-D9 | 15.875 | 9.40 | 5.08 | 6.35 | 20.00 | 39.50 | 41.10 | - |
| 10B-D1F31 | 15.875 | 9.65 | 5.08 | 6.00 | 20.00 | 38.20 | - | - |
| 10B-D1F39 | 15.875 | 9.65 | 5.08 | 5.08 | 29.90 | 48.10 | - | 1.60 |
| 10B-D1F42 | 15.875 | 9.65 | 5.08 | 6.00 | 51.00 | 62.90 | - | - |
| 10B-D1F45 | 15.875 | 9.65 | 5.08 | 6.50 | 18.00 | 36.30 | - | - |
| 10B-D3F50 | 15.875 | 9.65 | 5.08 | 8.00 | 9.00 | 27.20 | - | - |
| 10B-D7 | 15.875 | 9.65 | 5.08 | 6.50 | 40.00 | 58.50 | 60.10 | - |
| 10BF2 | 15.875 | 9.65 | 5.08 | 6.00 | 25.00 | 43.40 | 44.80 | - |
| 10BF3 | 15.875 | 9.65 | 5.08 | 8.00 | 25.00 | 43.40 | 44.80 | - |
| 12A-D1F30 | 19.050 | 12.57 | 5.94 | 8.00 | 28.60 | 53.10 | - | - |
| 12A-D1F36 | 19.050 | 12.57 | 5.94 | 7.00 | 43.00 | 67.60 | 70.00 | - |
| 12A-D1F37 | 19.050 | 12.57 | 5.94 | 12.70 | 41.20 | 65.80 | - | - |
| 12A-D1F41 | 19.050 | 12.57 | 5.94 | 8.00 | 15.00 | 39.30 | - | - |
| 12A-D1F46 | 19.050 | 12.57 | 5.94 | 5.94 | 16.35 | 40.65 | - | 2.60 |
| 12A-D1F53 | 19.050 | 12.57 | 5.94 | 8.00 | 40.00 | 64.50 | - | - |
| 12A-D1F54 | 19.050 | 12.57 | 5.94 | 8.10 | 25.50 | 49.80 | - | 2.50 |
| 12A-D1F55 | 19.050 | 12.57 | 5.94 | 8.00 | 40.00 | - | 66.10 | - |
| 12A-D1F61 | 19.050 | 12.57 | 5.94 | 7.00 | 42.00 | 66.30 | - | - |
| 12A-D1F72 | 19.050 | 12.57 | 5.94 | 8.00 | 35.00 | 59.30 | - | - |

特殊加长销输送链 Conveyor chains with special extended pins



| 东华链号 Donghua Chain No. | P mm | b1 mm | d2 mm | d3 mm | L3 mm | L mm | LC mm | d4 mm |
|------------------------------|---------|----------|----------|----------|----------|---------|----------|----------|
| 12A-D1F77 | 19.050 | 12.57 | 5.94 | 5.94 | 30.00 | 54.50 | - | 2.00 |
| 12A-D1F79 | 19.050 | 12.57 | 5.94 | 12.00 | 19.00 | 43.30 | - | 3.00 |
| 12A-D1F80 | 19.050 | 12.57 | 5.94 | 5.94 | 27.00 | 51.30 | - | 2.00 |
| 12B-D1F100 | 19.050 | 11.68 | 5.72 | 8.00 | 24.00 | 45.10 | - | - |
| 12B-D1F106 | 19.050 | 11.68 | 5.72 | 7.90 | 36.00 | 57.20 | - | - |
| 12B-D1F42 | 19.050 | 11.68 | 5.72 | 5.96 | 16.00 | 37.30 | - | - |
| 12B-D1F43 | 19.050 | 11.68 | 5.72 | 10.00 | 40.00 | 61.30 | - | - |
| 12B-D1F51 | 19.050 | 11.68 | 5.72 | 10.00 | 18.00 | 39.30 | - | - |
| 12B-D1F55 | 19.050 | 11.68 | 5.72 | 6.00 | 20.00 | 41.10 | - | - |
| 12B-D1F77 | 19.050 | 11.68 | 5.72 | 8.00 | 40.00 | 61.10 | - | - |
| 12B-D1F81 | 19.050 | 11.68 | 5.72 | 8.00 | 26.00 | 47.10 | - | - |
| 12B-D1F85 | 19.050 | 11.68 | 5.72 | 7.00 | 22.50 | 43.60 | - | - |
| 12B-D1F94 | 19.050 | 11.68 | 5.72 | 5.72 | 14.30 | 35.40 | - | 2.00 |
| 12B-D3F105 | 19.050 | 11.68 | 5.72 | 6.00 | 38.10 | 59.20 | 61.00 | - |
| 12B-D3F47 | 19.050 | 11.68 | 5.72 | 6.35 | 20.00 | 41.10 | - | - |
| 12B-D3F87 | 19.050 | 11.68 | 5.72 | 5.72 | 23.40 | 44.50 | - | 2.50 |
| 12B-D5 | 19.050 | 11.68 | 5.72 | 8.00 | 40.00 | 61.40 | 63.10 | - |
| 12B-D6 | 19.050 | 11.68 | 5.72 | 6.00 | 20.00 | 41.10 | 42.90 | - |
| 12B-D7 | 19.050 | 11.68 | 5.72 | 8.00 | 25.00 | 46.40 | 48.20 | - |
| 16A-D1F35 | 25.400 | 15.75 | 7.92 | 16.00 | 14.00 | 45.20 | 47.40 | - |
| 16A-D1F53 | 25.400 | 15.75 | 7.92 | 10.00 | 47.00 | 78.00 | - | 3.20 |
| 16A-D1F55 | 25.400 | 15.75 | 7.92 | 7.92 | 22.00 | 53.20 | - | 2.50 |
| 16A-D1F67 | 25.400 | 15.75 | 7.92 | 7.92 | 46.00 | 76.90 | - | 2.00 |
| 16A-D1F69 | 25.400 | 15.75 | 7.92 | 7.92 | 50.10 | 81.00 | - | 3.00 |
| 16A-D1F73 | 25.400 | 15.75 | 7.92 | 8.50 | 36.20 | 67.20 | - | - |
| 16A-D3F2 | 25.400 | - | 7.92 | 12.70 | 50.00 | - | 87.40 | - |
| 16A-D3F22 | 25.400 | 15.75 | 7.92 | 8.40 | 36.00 | 67.10 | - | - |
| 16A-D3F48 | 25.400 | 15.75 | 7.92 | 9.00 | 21.00 | 51.90 | 55.70 | - |
| 16AF1-D3F1 | 25.400 | 15.75 | 7.92 | 9.00 | 20.00 | 51.20 | 54.70 | 2.50 |
| 16B-D1F34 | 25.400 | 17.02 | 8.28 | 12.00 | 20.50 | 54.50 | - | - |
| 16B-D1F38 | 25.400 | 17.02 | 8.28 | 14.00 | 22.00 | 55.90 | - | - |
| 16B-D1F43 | 25.400 | 17.02 | 8.28 | 10.00 | 23.10 | 57.00 | - | 3.30 |
| 16B-D1F48 | 25.400 | 17.02 | 8.28 | 9.00 | 25.00 | 58.90 | - | - |
| 16B-D3F30 | 25.400 | 17.02 | 8.28 | 6.20 | 19.00 | 53.00 | 54.40 | 1.50 |
| 16B-D3F56 | 25.400 | 17.02 | 8.28 | 10.00 | 32.00 | 65.90 | 68.90 | - |
| 20A-D1F11 | 31.750 | 18.90 | 9.53 | 9.53 | 20.30 | 62.00 | - | 3.00 |
| 20A-D1F19 | 31.750 | 18.90 | 9.53 | 9.53 | 22.00 | 60.00 | - | 2.00 |
| 20A-D1F21 | 31.750 | - | 9.53 | 9.53 | 38.10 | - | 76.40 | - |
| 20B-D3F10 | 31.750 | 19.56 | 10.19 | 10.19 | 16.00 | 54.90 | - | 3.20 |
| 24A-D1F16 | 38.100 | 25.22 | 11.10 | 11.10 | 42.00 | 89.80 | - | 4.00 |
| 24B-D3F2 | 38.100 | 25.40 | 14.63 | 14.63 | 99.60 | 156.60 | - | 4.00 |
| 32A-D1F3 | 50.800 | 31.55 | 14.27 | 18.00 | 45.00 | 106.80 | - | - |

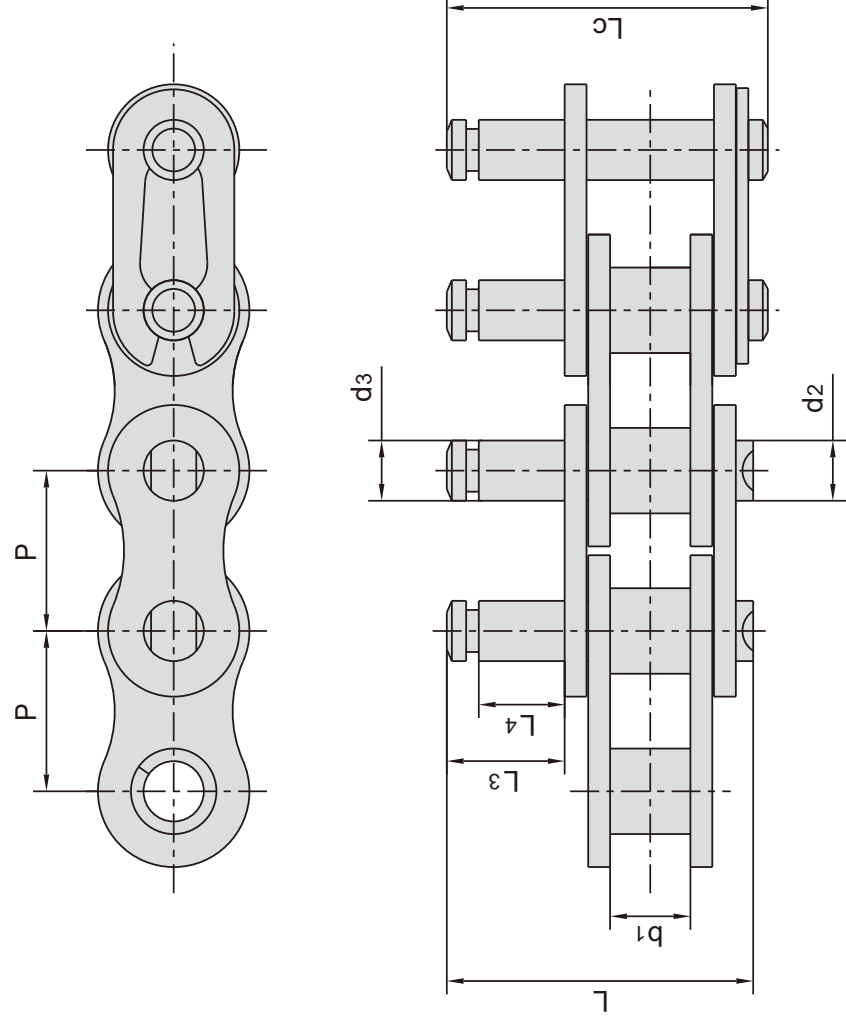
特殊加长销输送链 Conveyor chains with special extended pins



| 东华链号 Donghua Chain No. | P mm | b1 mm | d3 mm | L2 mm | L3 mm | L mm |
|------------------------------|---------|----------|----------|----------|----------|---------|
| 06B-D4 | 9.525 | 5.72 | 3.28 | 3.00 | 5.00 | 19.40 |
| 08A-DD1F4 | 12.700 | 7.85 | 3.96 | 17.80 | 17.80 | 49.90 |
| 08A-DD3F6 | 12.700 | 7.85 | 3.96 | 9.50 | 9.50 | 33.40 |
| 08B-D8 | 12.700 | 7.75 | 4.45 | 10.00 | 38.00 | 62.50 |
| 08B-DD3F13 | 12.700 | 7.75 | 4.45 | 15.20 | 15.20 | 44.90 |
| 08B-DD3F14 | 12.700 | 7.75 | 4.45 | 13.00 | 13.00 | 40.80 |
| 08B-DD3F9-B | 12.700 | 7.75 | 4.45 | 3.50 | 3.50 | 21.10 |
| 08BF7 | 12.700 | 7.75 | 4.45 | 3.00 | 5.00 | 22.80 |
| 10A-DD3F3 | 15.875 | 9.40 | 5.08 | 2.90 | 2.90 | 24.00 |
| 10A-DD3F4 | 15.875 | 9.40 | 5.08 | 12.45 | 12.45 | 43.00 |
| 10B-DD1F41 | 15.875 | 9.65 | 5.08 | 18.10 | 18.10 | 53.20 |
| 12A-D7 | 19.050 | 12.57 | 8.10 | 8.60 | 8.60 | 40.00 |
| 12A-DD3F3 | 19.050 | 12.57 | 5.94 | 4.50 | 4.50 | 32.00 |
| 12A-DD3F5 | 19.050 | 12.57 | 8.10 | 8.60 | 8.60 | 40.00 |
| 12A-DD3F6 | 19.050 | 12.57 | 5.94 | 3.10 | 3.10 | 29.00 |
| 12A-DD3F7 | 19.050 | 12.57 | 5.94 | 3.20 | 3.20 | 29.40 |
| 12B-DD1F1 | 19.050 | 11.68 | 5.72 | 11.00 | 11.00 | 41.70 |
| 12B-DD3F3 | 19.050 | 11.68 | 5.72 | 5.20 | 5.20 | 30.00 |
| 12B-DD3F6 | 19.050 | 11.68 | 5.72 | 25.00 | 25.00 | 69.70 |
| 12B-DD3F7 | 19.050 | 11.68 | 5.72 | 21.10 | 21.10 | 61.80 |
| 16A-DD1F2 | 25.400 | 15.75 | 7.92 | 22.70 | 22.70 | 75.00 |
| 16A-DD1F4 | 25.400 | 15.75 | 7.92 | 19.05 | 19.05 | 67.20 |
| 16A-DD1F6 | 25.400 | 15.75 | 7.92 | 22.90 | 22.90 | 75.00 |
| 16B-DD1F13 | 25.400 | 17.02 | 8.28 | 11.00 | 11.00 | 53.80 |
| 16B-DD1F9 | 25.400 | 17.02 | 8.28 | 34.00 | 34.00 | 100.00 |
| 16B-DD3F10 | 25.400 | 17.02 | 8.28 | 14.45 | 14.45 | 60.60 |
| 16B-DD3F4 | 25.400 | 17.02 | 8.28 | 3.00 | 3.00 | 38.00 |
| 16BF4 | 25.400 | 17.02 | 8.28 | 18.00 | 18.00 | 68.00 |
| 80SHF1-DD1 | 25.400 | 15.75 | 7.92 | 14.95 | 32.45 | 80.00 |
| 20A-DD3F3 | 31.750 | 18.90 | 9.53 | 4.10 | 4.10 | 44.00 |
| 20A-DD3F4 | 31.750 | 18.90 | 9.53 | 3.80 | 3.80 | 43.40 |
| 24B-DD1F3 | 38.100 | 25.40 | 14.63 | 16.70 | 16.70 | 81.00 |
| 28B-DD3F3 | 44.450 | 30.99 | 15.90 | 20.00 | 20.00 | 98.70 |
| 32A-DD1F1 | 50.800 | 31.55 | 14.27 | 38.10 | 38.10 | 134.50 |
| 40B-DD1F1 | 63.500 | 38.10 | 22.89 | 21.56 | 21.56 | 180.00 |

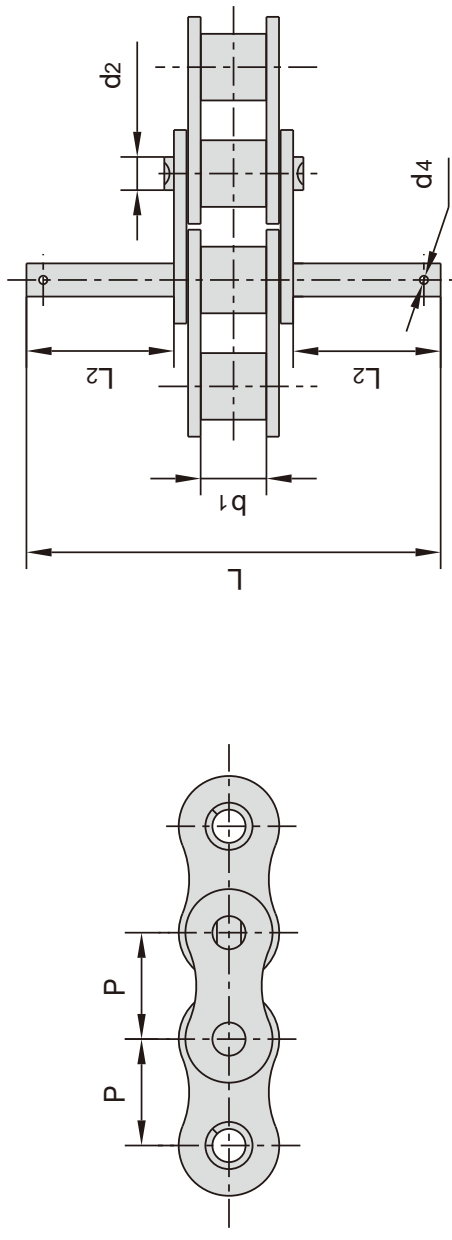
特殊加长销输送链

Conveyor chains with special extended pins

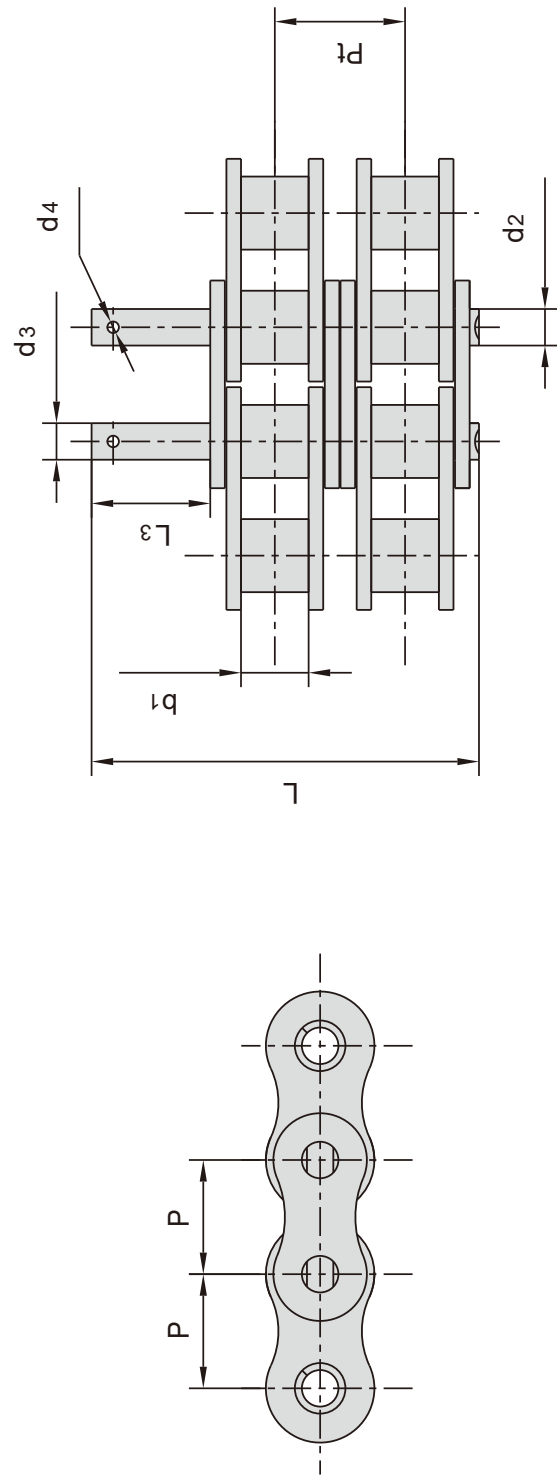


| 东华链号 Donghua Chain No. | P mm | b1 mm | d2 mm | d3 mm | L3 mm | L4 mm | L mm | Lc mm |
|------------------------------|---------|----------|----------|----------|----------|----------|---------|----------|
| 06C-D3F10 | 9.525 | 4.77 | 3.58 | 3.30 | 4.80 | 3.10 | 16.30 | 17.30 |
| 06C-D3F12 | 9.525 | 4.77 | 3.58 | 3.58 | 7.00 | 5.00 | 18.50 | 19.50 |
| A06B-D12 | 9.525 | 5.72 | 3.28 | 3.28 | 3.50 | 1.50 | 15.80 | - |
| 08A-D1F32 | 12.700 | 7.85 | 3.96 | 3.96 | 17.55 | 13.85 | 33.00 | - |
| 08B-D1F60 | 12.700 | 7.75 | 4.45 | 4.45 | 9.50 | 7.00 | 25.10 | 26.60 |
| 08B-D3F40 | 12.700 | - | 4.45 | 4.45 | 16.80 | 14.50 | - | 34.10 |
| 10B-D1F46 | 15.875 | 9.65 | 5.08 | 5.08 | 35.00 | 32.20 | 53.20 | - |
| 10B-D1F49 | 15.875 | 9.65 | 5.08 | 7.00 | 10.70 | 8.00 | 28.90 | - |
| 10B-D1F56 | 15.875 | 9.65 | 5.08 | 5.08 | 29.90 | 26.80 | 48.10 | - |
| 12A-D1F60 | 19.050 | 12.57 | 5.94 | 5.94 | 7.00 | 4.90 | - | 31.30 |
| 12B-D1F86 | 19.050 | 11.68 | 5.72 | 5.72 | 25.00 | 22.60 | 46.10 | - |
| C12B-D1F111 | 19.050 | 11.68 | 5.72 | 5.72 | 10.00 | 6.80 | 31.10 | 32.80 |
| C12BNP-D3F68 | 19.050 | 11.68 | 5.72 | 5.00 | 10.50 | 8.00 | 31.60 | 33.30 |
| C12BNP-D3F76 | 19.050 | 11.68 | 5.72 | 5.00 | 6.50 | 4.00 | 27.60 | 29.30 |
| 16B-D1F11 | 25.400 | 17.02 | 8.28 | 8.28 | 37.80 | 35.40 | 71.80 | 73.10 |
| 16B-D1F44 | 25.400 | 17.02 | 8.28 | 8.28 | 35.40 | 32.00 | 69.30 | - |
| 16B-D3F59 | 25.400 | 17.02 | 8.28 | 8.28 | 26.40 | 23.00 | 60.30 | 61.60 |
| C16A-D1F49 | 25.400 | 15.75 | 7.92 | 8.00 | 39.00 | 35.40 | 70.10 | - |

特殊加长销输送链 Conveyor chains with special extended pins

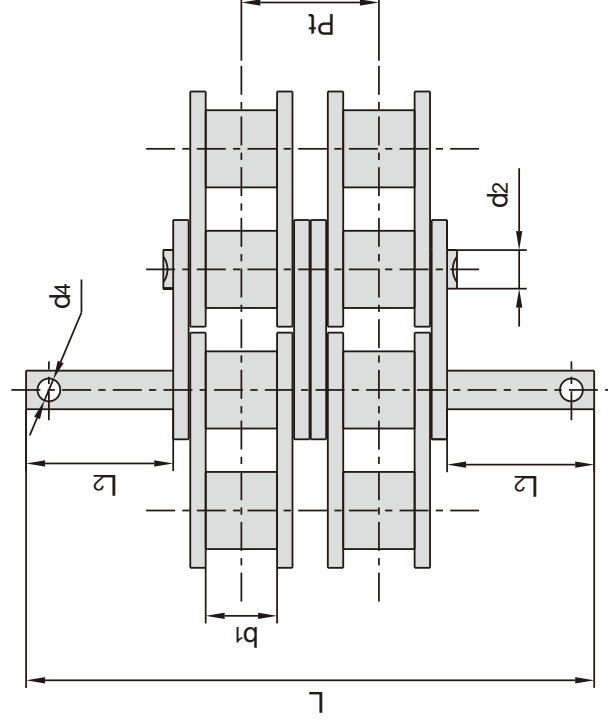
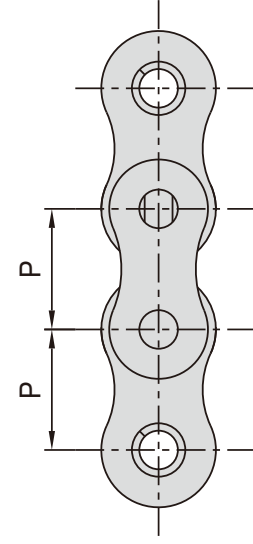


| 东华链号 Donghua Chain No. | P mm | b1 mm | d2 mm | d4 mm | L2 mm | L mm |
|------------------------------|---------|----------|----------|----------|----------|---------|
| 08A-DD1F5 | 12.700 | 7.85 | 3.96 | 1.00 | 17.65 | 49.60 |
| 16A-DD1F3 | 25.400 | 15.75 | 7.92 | 2.60 | 28.95 | 87.00 |
| 24A-DD1F2 | 38.100 | 25.22 | 11.10 | 2.50 | 42.35 | 130.00 |

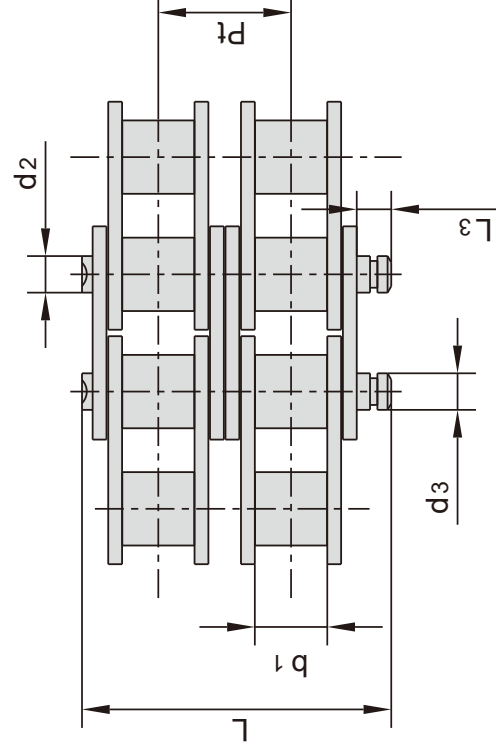
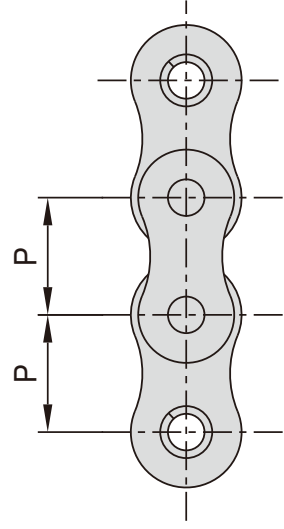


| 东华链号 Donghua Chain No. | P mm | b1 mm | d2 mm | d3 mm | d4 mm | L3 mm | L mm | Pt mm |
|------------------------------|---------|----------|----------|----------|----------|----------|---------|----------|
| 08B-2-D1F39 | 12.700 | 7.75 | 4.45 | 4.45 | 1.60 | 17.70 | 47.60 | 13.92 |
| 08B-D3F79-2 | 12.700 | 7.75 | 4.45 | 7.00 | - | 25.00 | 55.10 | 13.92 |
| 10A-2-D3F67 | 15.875 | 9.40 | 5.08 | 5.08 | 1.60 | 16.50 | 54.10 | 18.11 |
| 12A-2-D3F47 | 19.050 | 12.57 | 5.94 | 8.00 | - | 28.00 | 75.50 | 22.78 |
| 12A-2-D3F48 | 19.050 | 12.57 | 5.94 | 8.00 | - | 32.00 | 79.50 | 22.78 |
| 12A-D3F44-2 | 19.050 | 12.57 | 5.94 | 8.00 | - | 18.00 | 65.20 | 22.78 |
| 12A-D3F85-2 | 19.050 | 12.57 | 5.94 | 8.00 | - | 18.00 | 65.20 | 66.90 |
| 32A-2-D3F2 | 50.800 | 31.55 | 14.27 | 14.27 | 4.00 | 77.89 | 197.00 | 58.55 |

特殊加长销输送链 Conveyor chains with special extended pins

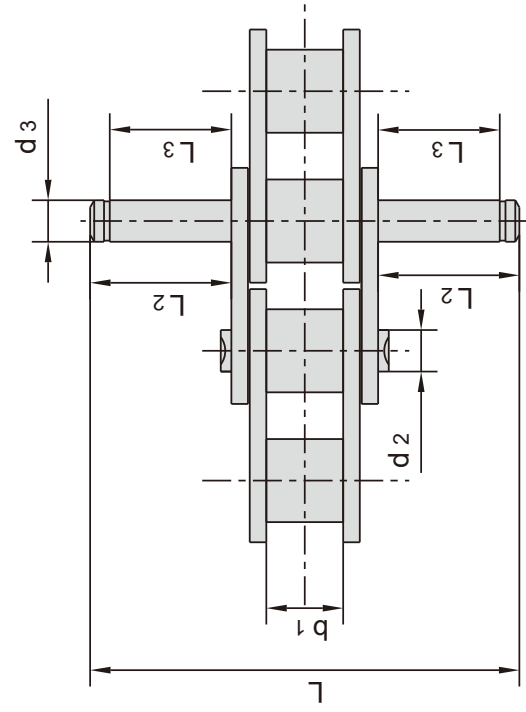
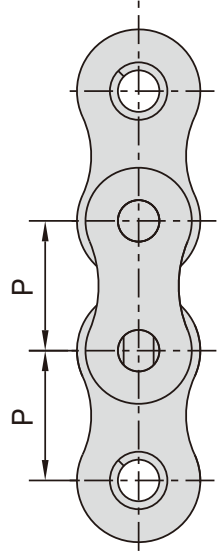


| 东华链号 Donghua Chain No. | P mm | b1 mm | d2 mm | d4 mm | L2 mm | L mm | Pt mm |
|------------------------------|---------|----------|----------|----------|----------|---------|----------|
| 10A-DD3F2-2 | 15.875 | 9.40 | 5.08 | 2.00 | 17.70 | 47.80 | 19.70 |
| 20A-DD1F4-2 | 31.750 | 18.90 | 9.53 | 3.20 | 14.40 | 110.00 | 35.76 |
| 24A-2-D1F1 | 38.100 | 25.22 | 11.10 | 2.40 | 42.60 | 176.00 | 45.44 |

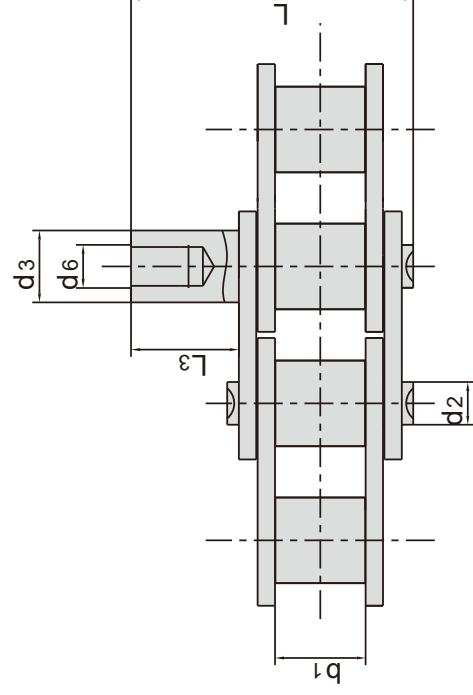
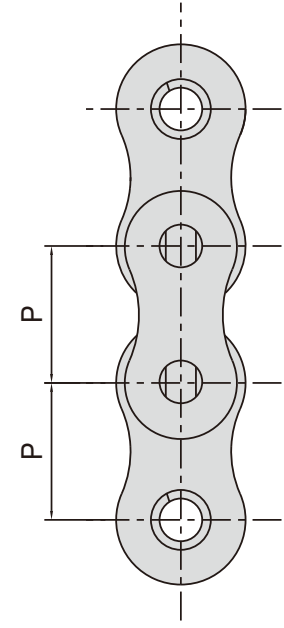


| 东华链号 Donghua Chain No. | P mm | b1 mm | d2 mm | d3 mm | L mm | L3 mm | Pt mm |
|------------------------------|---------|----------|----------|----------|---------|----------|----------|
| 08A-2-D3F39 | 12.70 | 7.85 | 3.96 | 3.96 | 33.75 | 3.90 | 14.38 |

特殊加长销输送链 Conveyor chains with special extended pins



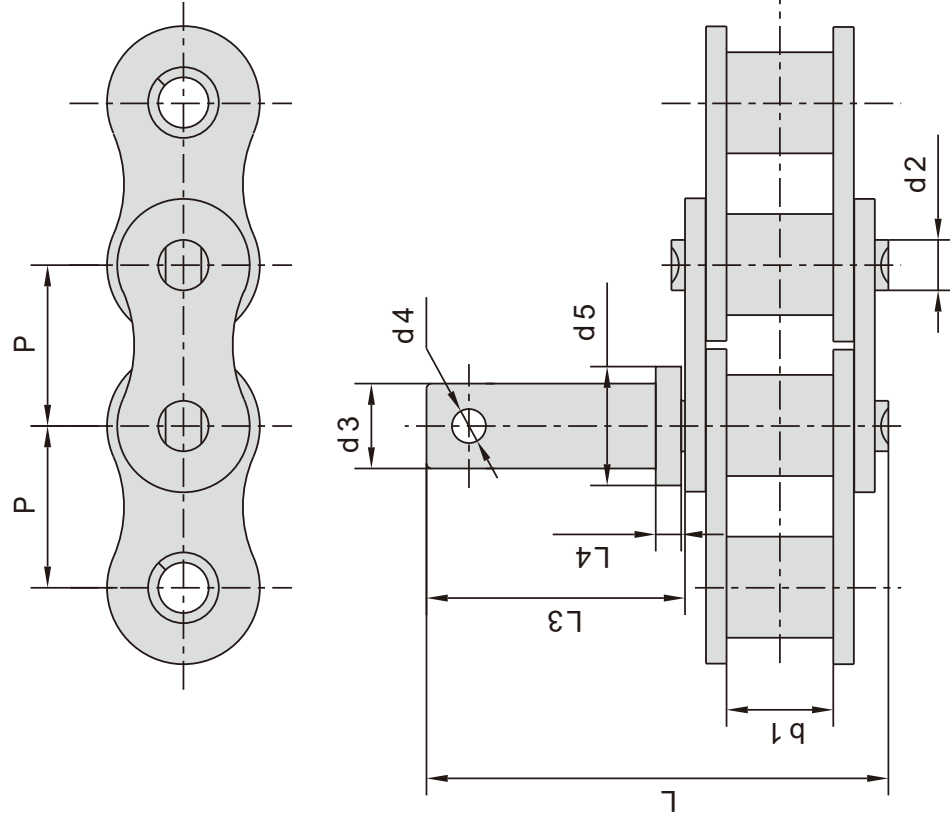
| 东华链号 Donghua Chain No. | P mm | b1 mm | d2 mm | d3 mm | L mm | L2 mm | L3 mm |
|------------------------------|---------|----------|----------|----------|---------|----------|----------|
| 10AF94 | 15.875 | 9.40 | 5.08 | 5.08 | 52.50 | 17.20 | 14.80 |
| 20B-DD1F3 | 31.750 | 19.56 | 10.19 | 10.19 | 119.30 | 41.50 | 38.35 |
| 24B-DD1F2 | 38.100 | 25.40 | 14.63 | 14.63 | 149.20 | 50.80 | 47.65 |
| 24B-DD1F4 | 38.100 | 25.40 | 14.63 | 14.63 | 143.20 | 47.65 | 43.55 |
| 28A-DD1F1 | 44.450 | 25.22 | 12.70 | 12.60 | 106.00 | 28.70 | 25.70 |



| 东华链号 Donghua Chain No. | P mm | b1 mm | d2 mm | d3 mm | L3 mm | L mm | d6 mm |
|------------------------------|---------|----------|----------|----------|----------|---------|----------|
| 12A-D1F38 | 19.050 | 12.57 | 5.94 | 9.60 | 15.00 | 39.50 | M6 |
| 12A-D1F39 | 19.050 | 12.57 | 5.94 | 9.00 | 15.00 | 39.30 | M4 |
| 12A-D1F42 | 19.050 | 12.57 | 5.94 | 10.00 | 15.00 | 39.70 | M6 |
| 24A-D1F13 | 38.100 | 25.22 | 11.10 | 25.00 | 50.00 | 101.80 | 18.00 |
| 24A-D1F14 | 38.100 | 25.22 | 11.10 | 25.00 | 100.00 | 151.80 | 18.00 |
| 24A-D3F9 | 38.100 | 25.22 | 11.10 | 25.00 | 50.00 | 102.00 | 18.20 |
| 24A-D3F10 | 38.100 | 25.22 | 11.10 | 25.00 | 100.00 | 152.00 | 18.20 |

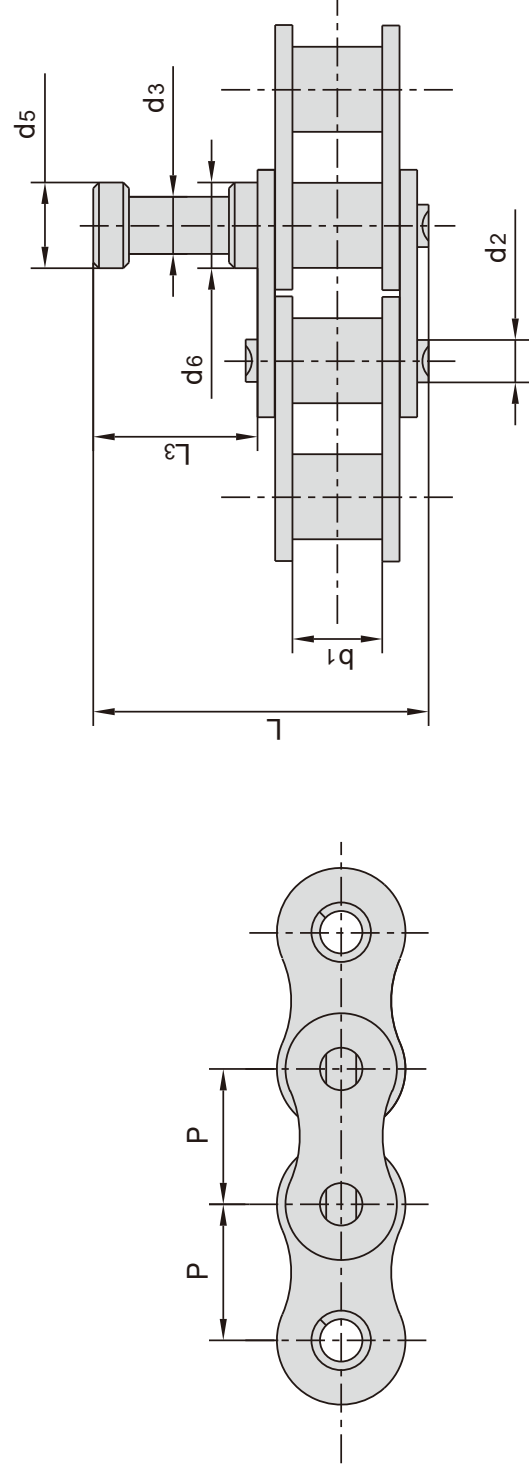
特殊加长销输送链

Conveyor chains with special extended pins

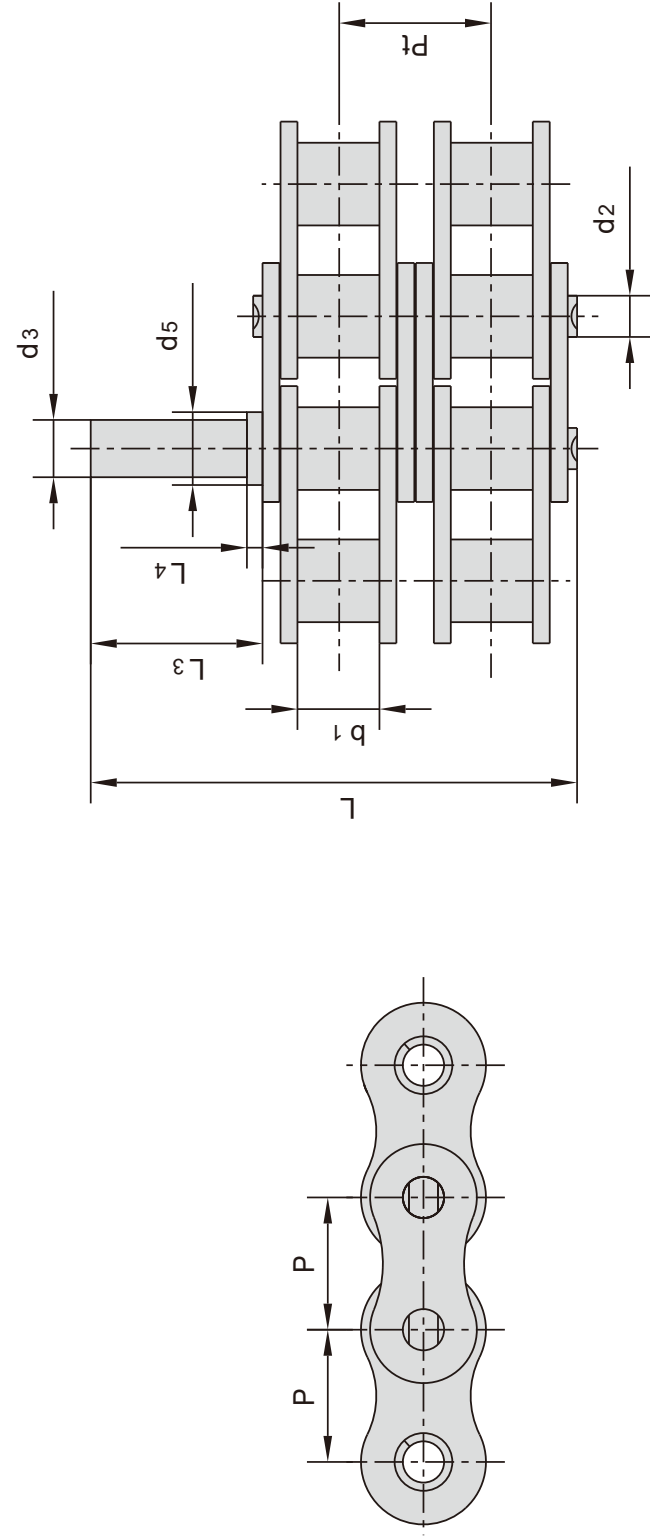


| 东华链号 Donghua Chain No. | P mm | b1 mm | L mm | L3 mm | L4 mm | d2 mm | d3 mm | d4 mm | d5 mm |
|------------------------------|---------|----------|---------|----------|----------|----------|----------|----------|----------|
| 08B-D1F70 | 12.700 | 7.75 | 30.50 | 14.50 | 2.50 | 4.45 | 6.00 | - | 9.00 |
| 08B-D1F75 | 12.700 | 7.75 | 34.00 | 18.00 | 3.00 | 4.45 | 7.00 | - | 10.00 |
| 12A-D1F33 | 19.050 | 12.57 | 43.40 | 19.00 | 8.00 | 5.94 | 12.00 | - | 12.00 |
| 12A-D1F52 | 19.050 | 12.57 | 44.10 | 18.70 | 1.50 | 5.94 | 8.30 | 3.00 | 10.00 |
| 12A-D1F57 | 19.050 | 12.57 | 49.30 | 23.00 | 2.00 | 5.94 | 8.00 | 2.20 | 12.00 |
| 12A-D1F66 | 19.050 | 12.57 | 42.30 | 18.00 | 3.00 | 5.94 | 7.00 | - | 10.00 |
| 12A-D1F73 | 19.050 | 12.57 | 54.40 | 30.00 | 3.00 | 5.94 | 10.00 | 4.00 | 14.00 |
| 12B-D1F78 | 19.050 | 11.68 | 44.60 | 23.50 | 5.50 | 5.72 | 7.40 | - | 12.00 |
| 12B-DD1F5 | 19.050 | 11.68 | 52.90 | 27.70 | 7.20 | 5.72 | 7.70 | - | 12.00 |
| 16A-D1F25 | 25.400 | 15.75 | 56.00 | 20.00 | 5.00 | 7.92 | 11.00 | 2.50 | 16.00 |
| 16A-D1F42 | 25.400 | 15.75 | 55.80 | 24.50 | 5.50 | 7.92 | 8.00 | - | 12.00 |
| 16A-D1F51 | 25.400 | 15.75 | 47.90 | 17.00 | 2.50 | 7.92 | 8.10 | 2.20 | 14.00 |
| 16A-D1F58 | 25.400 | 15.75 | 54.70 | 20.00 | 4.50 | 7.92 | 10.00 | 2.50 | 12.70 |
| 16A-D1F63 | 25.400 | 15.75 | 54.70 | 20.00 | 4.50 | 7.92 | 8.00 | 2.50 | 12.70 |
| 16A-D1F70 | 25.400 | 15.75 | 55.90 | 25.00 | 6.00 | 7.92 | 8.00 | - | 12.00 |
| 16A-D1F77 | 25.400 | 15.75 | 55.70 | 21.50 | 12.00 | 5.94 | 8.00 | 2.00 | 11.00 |
| 16B-D1F32 | 25.400 | 17.02 | 84.40 | 50.50 | 12.00 | 8.28 | 7.60 | 2.00 | 15.00 |
| 16B-D1F52 | 25.400 | 17.02 | 60.70 | 26.50 | 2.50 | 8.28 | 9.00 | 3.00 | 12.00 |
| 16B-D28 | 25.400 | 17.02 | 75.40 | 41.00 | 3.00 | 8.28 | 8.25 | 2.50 | 13.00 |
| 20A-D1F7 | 31.750 | 18.90 | 61.80 | 23.70 | 3.70 | 9.53 | 14.00 | - | 20.00 |
| 20A-D1F8 | 31.750 | 18.90 | 63.30 | 25.20 | 3.70 | 9.53 | 14.00 | - | 20.00 |
| C20AH-D1F1 | 31.750 | 18.90 | 69.50 | 38.00 | 3.50 | 9.53 | 11.00 | - | 15.00 |
| 24A-D1F19 | 38.100 | 25.30 | 77.00 | 25.00 | 3.00 | 11.10 | 11.00 | 3.00 | 14.00 |

特殊加长销输送链 Conveyor chains with special extended pins

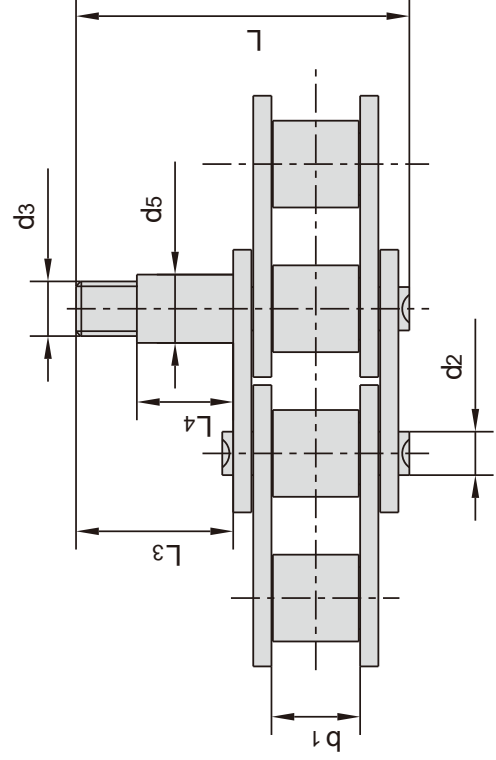
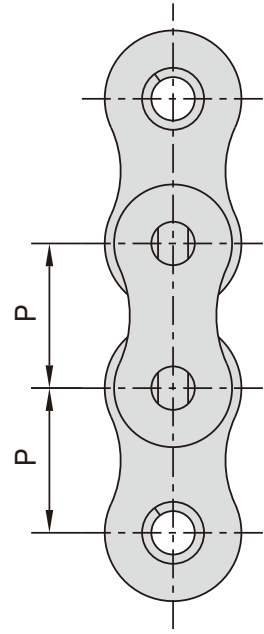


| 东华链号 Donghua Chain No. | P mm | b1 mm | L mm | L3 mm | L4 mm | d2 mm | d3 mm | d5 mm | d6 mm |
|------------------------------|---------|----------|---------|----------|----------|----------|----------|----------|----------|
| 12A-D3F48 | 19.050 | 12.57 | 47.30 | 23.00 | | 5.94 | 8.00 | 12.00 | 12.00 |
| 16A-D1F36 | 25.400 | 15.75 | 55.20 | 24.00 | | 7.92 | 12.00 | 16.00 | - |
| 16B-D1F39 | 25.400 | 17.02 | 67.50 | 33.60 | | 8.28 | 8.28 | 16.00 | 16.00 |

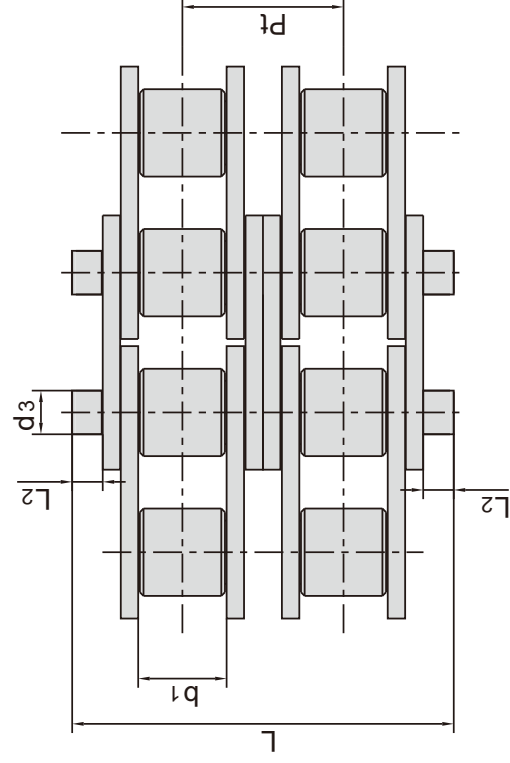
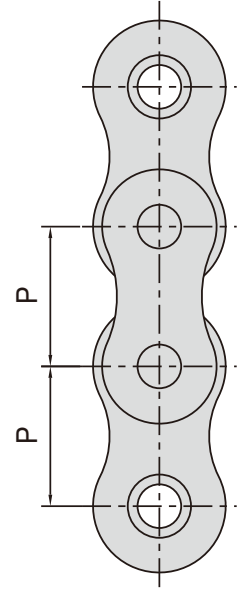


| 东华链号 Donghua Chain No. | P mm | b1 mm | L mm | L3 mm | L4 mm | d2 mm | d3 mm | d5 mm | Pt mm |
|------------------------------|---------|----------|---------|----------|----------|----------|----------|----------|----------|
| 16A-D1F72-2 | 25.400 | 15.75 | 94.00 | 33.00 | 3.00 | 7.92 | 11.00 | 14.00 | 29.29 |

特殊加长销输送链 Conveyor chains with special extended pins

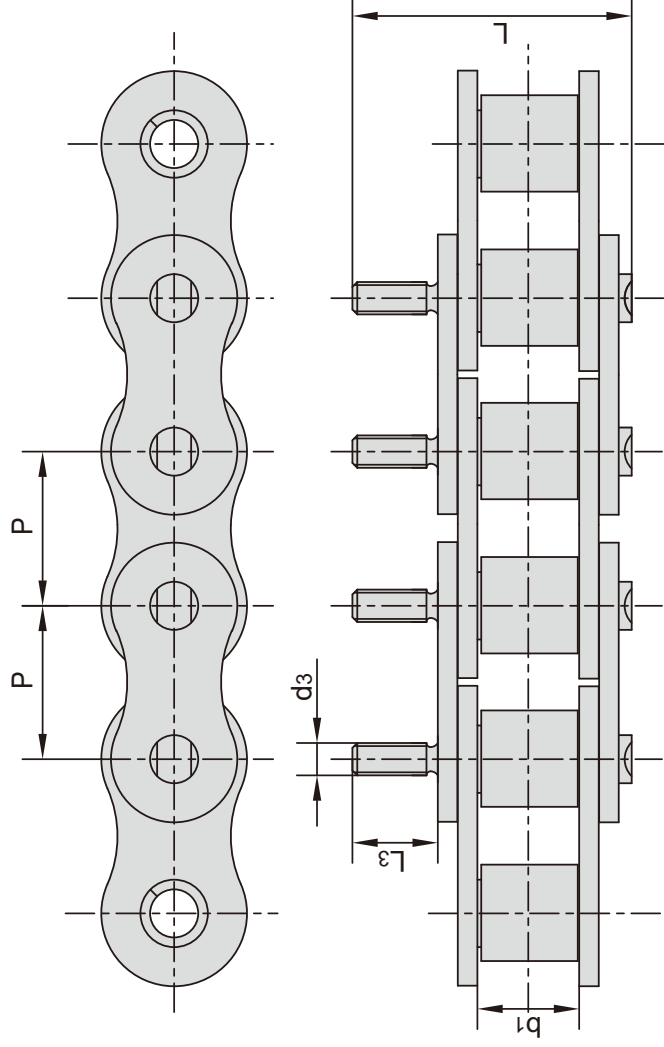


| 东华链号 Donghua Chain No. | P mm | b1 mm | L mm | L3 mm | L4 mm | d2 mm | d3 mm | d5 mm |
|------------------------------|---------|----------|---------|----------|----------|----------|----------|----------|
| 16A-D1F61 | 25.400 | - | 57.20 | 24.00 | 17.00 | 7.92 | M8 | 10.00 |
| 20A-D1F17 | 31.750 | 18.90 | 73.00 | 35.00 | 23.00 | 9.53 | M12 | 15.00 |

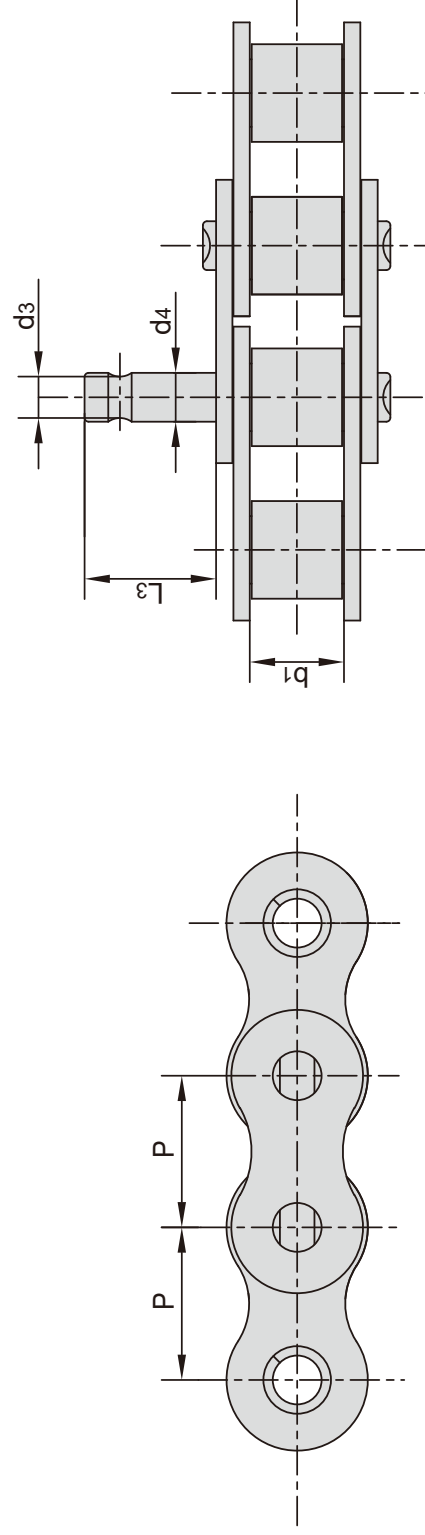


| 东华链号 Donghua Chain No. | P mm | b1 mm | L mm | L2 mm | d3 mm | Pt mm |
|------------------------------|---------|----------|---------|----------|----------|----------|
| 08B-DD3F17-2 | 12.700 | 7.75 | 40.80 | 6.00 | 4.45 | 13.92 |
| 08BNP-2-DD3F15 | 12.700 | 7.75 | 81.80 | 26.50 | 4.45 | 13.92 |
| 28B-DD3F3-2 | 44.450 | 30.99 | 172.20 | 27.00 | 15.90 | 59.56 |
| 48A-DD3F1-2 | 76.200 | 48.20 | 208.00 | 16.60 | 23.81 | 87.83 |

特殊加长销输送链 Conveyor chains with special extended pins



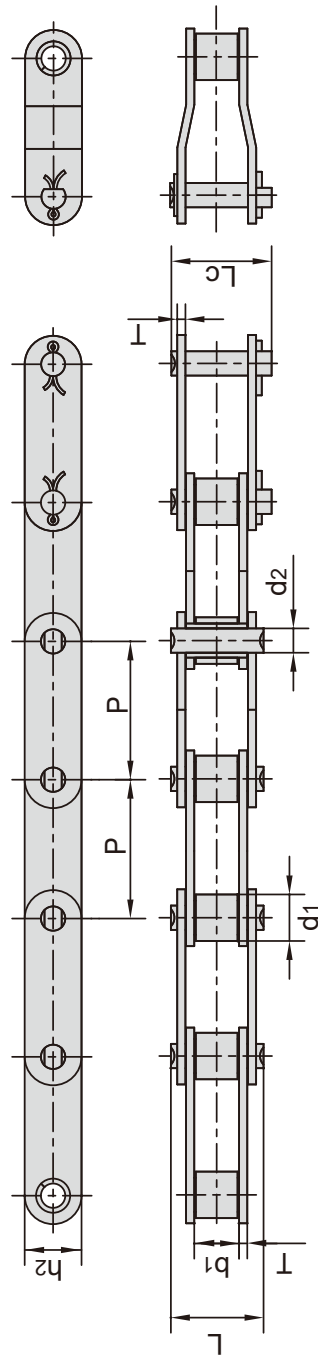
| 东华链号 Donghua Chain No. | P mm | b1 mm | d3 mm | L3 mm | L mm |
|------------------------------|---------|----------|----------|----------|---------|
| 12A-D3F32 | 19.050 | 12.57 | M4 | 10.30 | 34.60 |
| 12AF19 | 19.050 | 12.57 | M4 | 10.00 | 34.50 |
| 12AF108 | 19.050 | 12.57 | M4 | 10.80 | 35.20 |
| 12BF13 | 19.050 | 11.68 | M4 | 10.00 | 31.00 |
| 12BF102 | 19.050 | - | M5 | 12.45 | 33.45 |



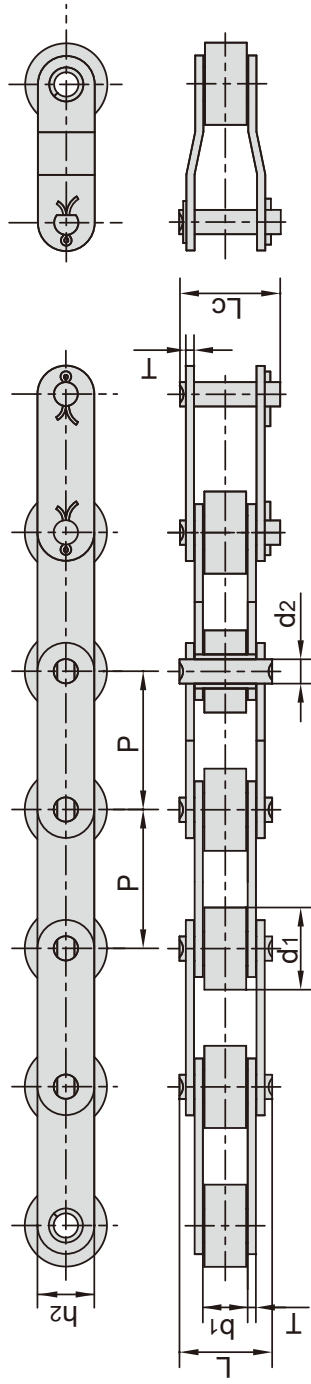
| 东华链号 Donghua Chain No. | P mm | b1 mm | d3 mm | d4 mm | L3 mm |
|------------------------------|---------|----------|----------|----------|----------|
| 10B-D12 | 15.875 | 9.65 | 4.50 | 5.08 | 12.00 |
| 10B-D1F27 | 15.875 | 9.65 | 5.08 | 4.50 | 13.00 |
| 10B-D9 | 15.875 | 9.65 | 4.50 | 5.08 | 13.00 |
| 12B-D1F58 | 19.050 | 11.68 | 5.72 | 5.00 | 13.00 |
| 12B-D8 | 19.050 | 11.68 | 5.15 | 5.72 | 13.00 |
| 20A-D1F15 | 31.750 | 18.90 | 10.00 | 11.10 | 56.90 |

双节距输送链 Double pitch conveyor chains

小滚子型 Small Roller Type



大滚子型 Large Roller Type

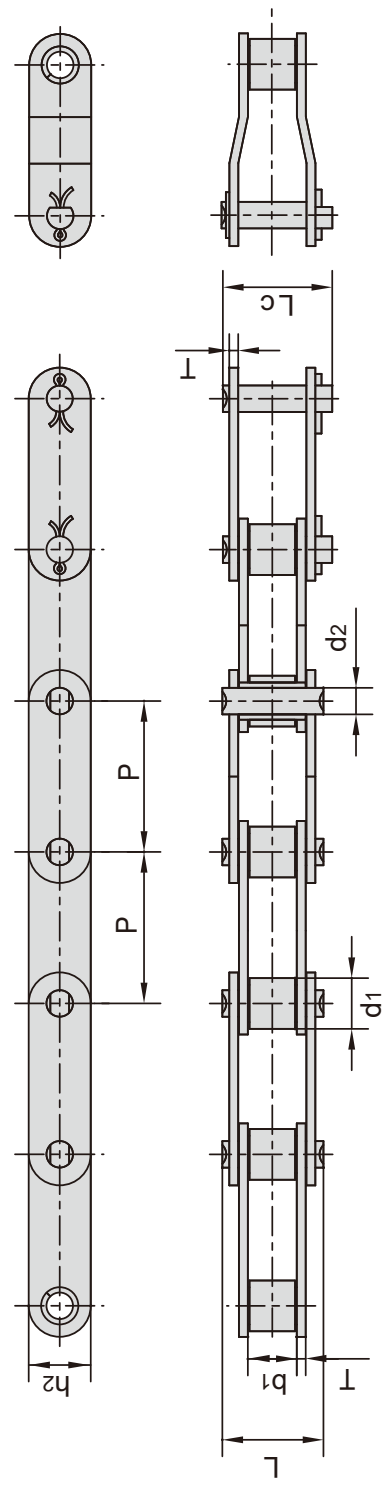


| ISO 链号 ISO Chain No. | ANSI 链号 ANSI Chain No. | 节距 Pitch P mm | 滚子直径 Roller diameter d1 max mm | 内节内宽 Width between inner plates b1 min mm | 销轴直径 Pin diameter d2 max mm | 销轴长度 Pin length | | 内链板高度 Inner plate depth h2 max mm | 链板厚度 Plate thickness T max mm | 抗拉强度 Tensile strength Q min kN/lbf | 平均抗拉强度 Average tensile strength Q0 kN | 每米重量 Weight per meter q kg/m |
|-------------------------------|---------------------------------|------------------------|---|---|--|-----------------------|-----------------|---|--|---|--|---|
| | | | | | | L max mm | Lc max mm | | | | | |
| C208A | C2040 | 25.40 | 7.95 | 7.85 | 3.96 | 16.6 | 17.8 | 12.0 | 1.50 | 14.1/3205 | 16.7 | 0.50 |
| C208AL | C2042 | 25.40 | 15.88 | 7.85 | 3.96 | 18.8 | 19.9 | 12.0 | 2.03 | 14.1/3205 | 17.2 | 0.84 |
| C208AH | C2040H | 25.40 | 7.95 | 7.75 | 4.45 | 16.7 | 18.2 | 11.8 | 1.60 | 18.0/4091 | 19.4 | 0.65 |
| C208AHL | C2042H | 25.40 | 15.88 | 7.75 | 4.45 | 16.7 | 18.2 | 11.8 | 1.60 | 18.0/4091 | 19.4 | 1.00 |
| C208B | C2080 | 31.75 | 8.51 | 9.40 | 5.08 | 20.7 | 22.2 | 15.0 | 2.03 | 22.2/5045 | 28.1 | 0.55 |
| C208BL | C2082 | 31.75 | 15.88 | 9.40 | 5.08 | 20.7 | 22.2 | 15.0 | 2.03 | 22.2/5045 | 28.1 | 0.89 |
| C210A | C2050 | 31.75 | 10.16 | 9.65 | 5.08 | 19.5 | 20.9 | 14.7 | 1.70 | 22.4/5036 | 24.6 | 0.78 |
| C210AL | C2052 | 31.75 | 19.05 | 9.65 | 5.08 | 19.5 | 20.9 | 14.7 | 1.70 | 22.4/5036 | 24.6 | 1.27 |
| C210B | C2100 | 38.10 | 11.91 | 12.57 | 5.94 | 25.9 | 27.7 | 18.0 | 2.42 | 31.8/7227 | 36.8 | 0.75 |
| C210BL | C2102 | 38.10 | 22.23 | 12.57 | 5.94 | 25.9 | 27.7 | 18.0 | 2.42 | 31.8/7227 | 36.8 | 1.21 |
| C212A | C2060 | 38.10 | 11.91 | 12.57 | 5.94 | 29.2 | 31.6 | 18.0 | 3.25 | 31.8/7227 | 41.6 | 1.12 |
| C212AL | C2062 | 38.10 | 22.23 | 12.57 | 5.94 | 29.2 | 31.6 | 18.0 | 3.25 | 31.8/7227 | 41.6 | 1.61 |
| C212AH | C2060H | 38.10 | 11.91 | 11.68 | 5.72 | 22.5 | 24.2 | 16.0 | 1.85 | 29.0/6519 | 31.9 | 1.44 |
| C212AHL | C2062H | 38.10 | 22.23 | 11.68 | 5.72 | 22.5 | 24.2 | 16.0 | 1.85 | 29.0/6519 | 31.9 | 2.07 |
| C212B | C2080 | 50.80 | 12.07 | 15.75 | 7.92 | 32.7 | 36.5 | 24.0 | 3.25 | 56.7/12886 | 65.7 | 0.90 |
| C212BL | C2082 | 50.80 | 22.23 | 15.75 | 7.92 | 32.7 | 36.5 | 24.0 | 3.25 | 56.7/12886 | 65.7 | 1.55 |
| C216A | C2080 | 50.80 | 15.88 | 17.02 | 8.28 | 36.1 | 39.1 | 21.0 | 4.15/3.10 | 60.0/13489 | 66.0 | 2.08 |
| C216AL | C2082 | 50.80 | 28.58 | 17.02 | 8.28 | 36.1 | 39.1 | 21.0 | 4.15/3.10 | 60.0/13489 | 66.0 | 3.12 |
| C216AH | C2080H | 50.80 | 15.88 | 18.90 | 9.53 | 40.4 | 44.7 | 30.0 | 4.00 | 88.5/20114 | 102.6 | 2.54 |
| C216AHL | C2082H | 50.80 | 28.58 | 18.90 | 9.53 | 40.4 | 44.7 | 30.0 | 4.00 | 88.5/20114 | 102.6 | 3.58 |
| C216B | C2160 | 63.50 | 15.88 | 19.56 | 10.19 | 41.3 | 45.0 | 26.4 | 4.50/3.50 | 95.0/21357 | 104.5 | 2.14 |
| C216BL | C2162 | 63.50 | 28.58 | 19.56 | 10.19 | 41.3 | 45.0 | 26.4 | 4.50/3.50 | 95.0/21357 | 104.5 | 3.27 |
| C220A | C2100 | 63.50 | 19.05 | 25.22 | 11.10 | 50.3 | 54.3 | 35.7 | 4.80 | 127.0/28864 | 147.3 | 3.01 |
| C220AL | C2102 | 63.50 | 39.67 | 25.22 | 11.10 | 50.3 | 54.3 | 35.7 | 4.80 | 127.0/28864 | 147.3 | 4.83 |
| C220AH | C2100H | 63.50 | 19.05 | 25.22 | 11.10 | 53.5 | 57.5 | 35.7 | 5.60 | 127.0/28864 | 160.9 | 3.56 |
| C220AHL | C2102H | 63.50 | 39.67 | 25.22 | 11.10 | 53.5 | 57.5 | 35.7 | 5.60 | 127.0/28864 | 160.9 | 5.38 |
| C220B | C2200 | 76.20 | 19.05 | 25.40 | 14.63 | 53.4 | 57.8 | 33.2 | 6.00/4.80 | 160.0/35969 | 176.0 | 2.93 |
| C220BL | C2202 | 76.20 | 39.67 | 25.40 | 14.63 | 53.4 | 57.8 | 33.2 | 6.00/4.80 | 160.0/35969 | 176.0 | 5.01 |
| C224A | C2120 | 76.20 | 22.23 | 31.75 | 14.27 | 64.8 | 69.6 | 47.8 | 7.20 | 226.8/51545 | 278.9 | 4.66 |
| C224AL | C2122 | 76.20 | 44.45 | 31.75 | 14.27 | 64.8 | 69.6 | 47.8 | 7.20 | 226.8/51545 | 278.9 | 7.66 |
| C224AH | C2120H | 76.20 | 22.23 | 31.75 | 14.27 | 68.2 | 73.0 | 47.8 | 7.20 | 226.8/51545 | 285.8 | 5.26 |
| C224AHL | C2122H | 76.20 | 44.45 | 31.75 | 14.27 | 68.2 | 73.0 | 47.8 | 7.20 | 226.8/51545 | 285.8 | 8.26 |
| C224B | C2240 | 101.60 | 25.40 | 31.75 | 14.27 | 68.2 | 73.0 | 47.8 | 7.20 | 226.8/51545 | 285.8 | 5.17 |
| C224BL | C2242 | 101.60 | 44.45 | 31.75 | 14.27 | 68.2 | 73.0 | 47.8 | 7.20 | 226.8/51545 | 285.8 | 7.88 |
| C232A | C2160 | 101.60 | 28.58 | 31.75 | 14.27 | 68.2 | 73.0 | 47.8 | 7.20 | 226.8/51545 | 285.8 | 8.15 |
| C232AL | C2162 | 101.60 | 57.15 | 31.75 | 14.27 | 68.2 | 73.0 | 47.8 | 7.20 | 226.8/51545 | 285.8 | 13.00 |
| C232AH | C2160H | 101.60 | 28.58 | 31.75 | 14.27 | 68.2 | 73.0 | 47.8 | 7.20 | 226.8/51545 | 285.8 | 9.06 |
| C232AHL | C2162H | 101.60 | 57.15 | 31.75 | 14.27 | 68.2 | 73.0 | 47.8 | 7.20 | 226.8/51545 | 285.8 | 13.84 |

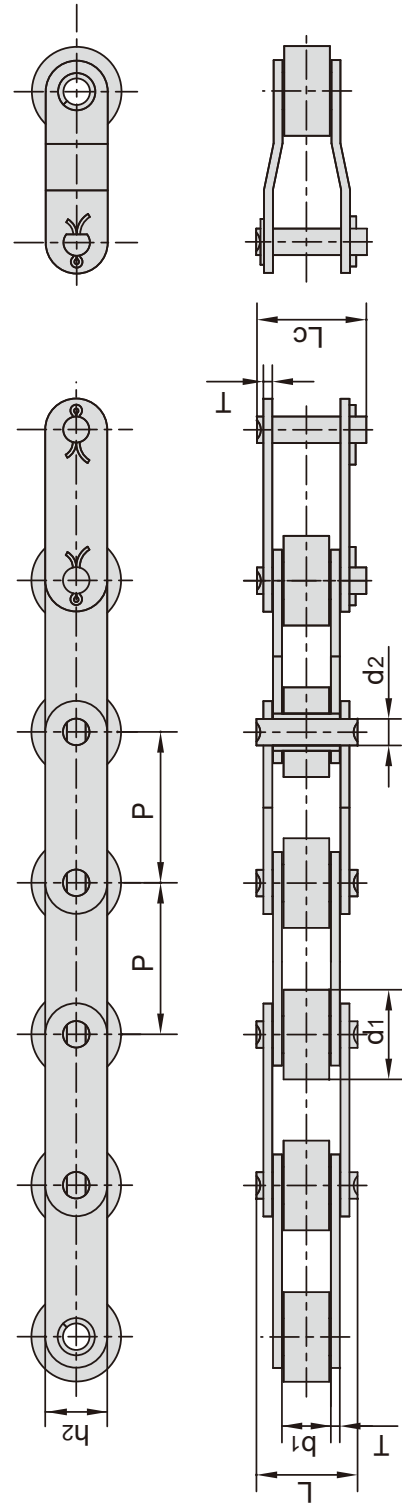
双节距输送链 Double pitch conveyor chains

非标双节距输送链 Non - standard double pitch conveyor chains

小滚子型 Small Roller Type



大滚子型 Large Roller Type

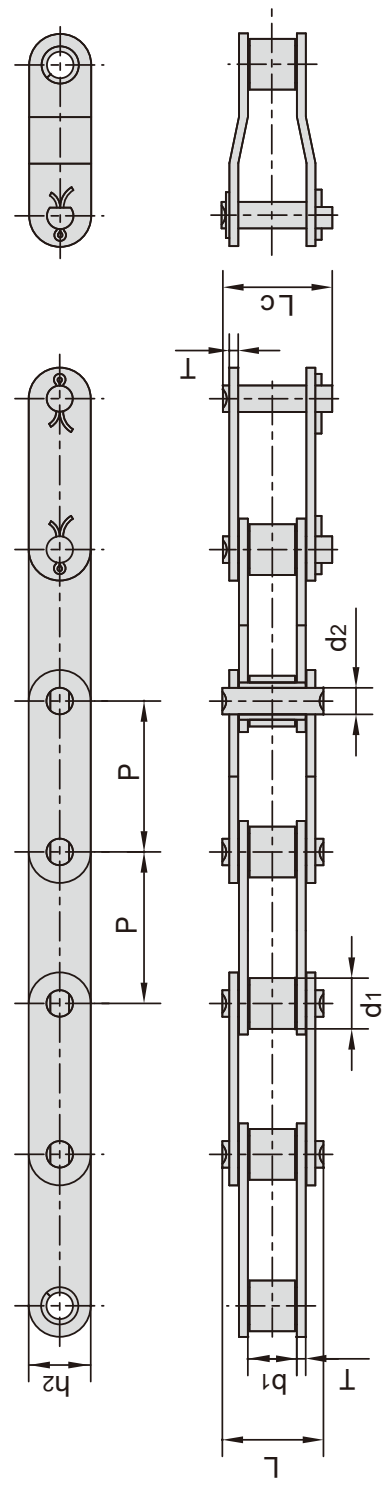


| 东华链号 Donghua Chain No. | 节距 Pitch P mm | 滚子直径 Roller diameter d1 max mm | | 内节内宽 Width between inner plates b1 min mm | | 销轴直径 Pin diameter d2 max mm | | 销轴长度 Pin length L max mm | | 内链板高度 Inner plate depth h2 max mm | | 链板厚度 Plate thickness T max mm | | 抗拉强度 Tensile strength Q min kN/lbf | | 平均抗拉强度 Average tensile strength Q0 kN | | 每米重量 Weight per meter q kg/m | | | | | | | | | | | | | | | | | | | | | | | | | | | | | | | | | | | | | | | | | | | | | | | | | | | | | | | | | | | | | | | | | | | | | | | | | | | | | | | | | | | | | | | | | | | | | | | | | | | | | | | | | | | | | | | | | | | | | | | | | | | | | | | | | | | | | | | | | |
|------------------------------|------------------------|---|-------|---|------|--|-------|---|-------|---|------------|--|------|---|-------|--|------|---|-------|-------|-------|------|------------|------|------|---------|-------|------|-------|------|-------|-------|------|------------|------|------|---------|-------|------|------|------|-------|-------|------|-------------|------|------|----------|-------|-------|------|------|-------|-------|------|------------|------|------|----------|-------|-------|------|------|-------|-------|------|------------|------|------|---------|-------|-------|-------|------|-------|-------|------|------------|------|------|---------|-------|-------|-------|------|-------|-------|------|------------|------|------|----------|-------|-------|-------|------|-------|-------|------|------------|------|------|----------|-------|-------|-------|------|-------|-------|------|------------|------|------|-----------|-------|-------|-------|------|-------|-------|------|------------|------|------|----------|-------|-------|-------|------|-------|-------|------|------------|------|------|---------|-------|-------|-------|------|-------|-------|------|------------|------|------|---------|-------|-------|-------|------|-------|-------|------|------------|
| | | 208AF17 | 25.40 | 7.95 | 4.00 | 3.96 | 12.75 | 15.00 | 12.00 | 1.50 | 13.80/3102 | 15.2 | 0.40 | 208AF18 | 25.40 | 7.95 | 5.10 | 3.96 | 13.76 | 16.00 | 12.00 | 1.50 | 13.80/3102 | 15.2 | 0.38 | 208BF45 | 25.40 | 8.51 | 47.64 | 4.45 | 57.00 | 11.80 | 1.60 | 17.80/4001 | 19.6 | 1.15 | C208BF3 | 25.40 | 8.51 | 7.95 | 4.45 | 16.70 | 11.80 | 1.50 | 10.00/22480 | 11.5 | 0.61 | C2050F12 | 31.75 | 10.16 | 9.52 | 5.08 | 20.20 | 15.00 | 2.03 | 18.53/4165 | 20.0 | 1.05 | C2052F51 | 31.75 | 19.05 | 9.40 | 5.08 | 20.70 | 15.00 | 2.03 | 21.80/4901 | 24.0 | 0.81 | 2060F75 | 38.10 | 11.91 | 16.07 | 5.94 | 29.50 | 18.00 | 2.42 | 31.10/6991 | 34.2 | 1.11 | 212BHF1 | 38.10 | 12.07 | 11.68 | 5.94 | 25.20 | 40.80 | 2.42 | 31.80/7149 | 36.6 | 2.73 | C2060F28 | 38.10 | 11.91 | 12.57 | 5.72 | 25.90 | 20.00 | 2.42 | 28.90/6496 | 32.4 | 1.40 | C2060F75 | 38.10 | 11.91 | 16.07 | 5.94 | 29.50 | 18.00 | 2.42 | 31.10/6991 | 34.2 | 1.32 | C2062F101 | 38.10 | 22.23 | 12.57 | 5.94 | 35.00 | 18.00 | 2.42 | 31.10/6991 | 34.2 | 1.98 | C2062F95 | 38.10 | 22.23 | 12.70 | 5.94 | 25.80 | 18.00 | 2.42 | 24.00/5395 | 26.4 | 2.20 | C212BF2 | 38.10 | 12.07 | 11.68 | 5.72 | 22.50 | 35.00 | 1.85 | 28.90/6496 | 33.3 | 1.88 | C212BF9 | 38.10 | 12.07 | 11.68 | 5.72 | 22.50 | 20.00 | 1.85 | 28.90/6496 |

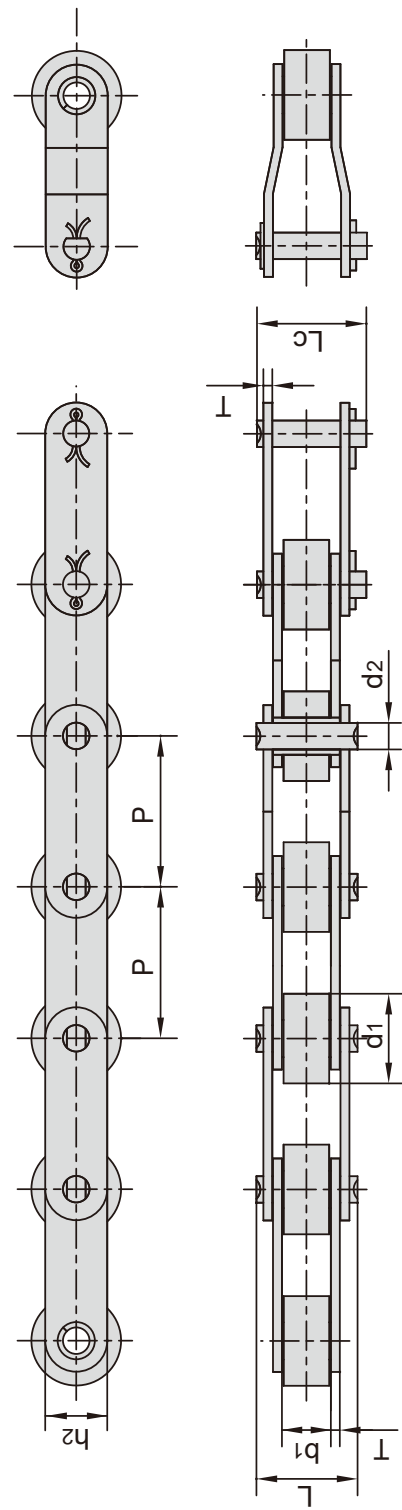
双节距输送链 Double pitch conveyor chains

非标双节距输送链 Non - standard double pitch conveyor chains

小滚子型 Small Roller Type



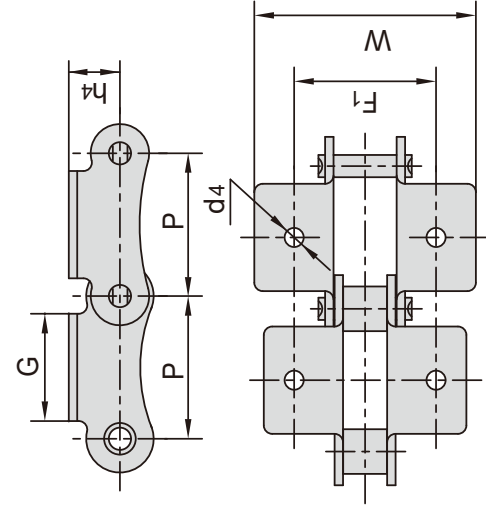
大滚子型 Large Roller Type



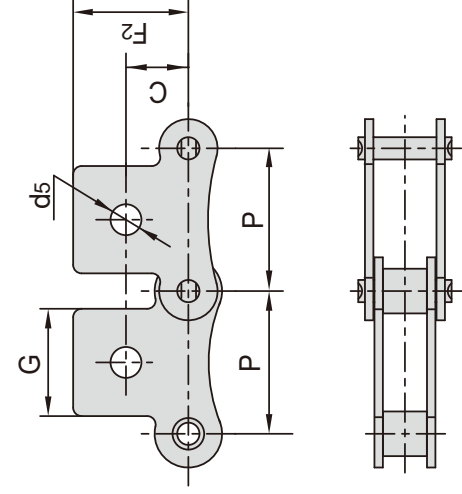
| 东华链号 Donghua Chain No. | 节距 Pitch P mm | 滚子直径 Roller diameter d1 max mm | 内节内宽 Width between inner plates b1 min mm | 销轴直径 Pin diameter d2 max mm | 销轴长度 Pin length | | 内链板高度 Inner plate depth h2 max mm | 链板厚度 Plate thickness T max mm | 抗拉强度 Tensile strength Q min kN/lbf | 平均抗拉强度 Average tensile strength Q0 kN | 每米长重 Weight per meter q kg/m |
|------------------------------|------------------------|---|---|---|--|---|--|--|---|--|---|
| | | L max mm | Lc max mm | 内链板高度 Inner plate depth h2 max mm | 链板厚度 Plate thickness T max mm | 抗拉强度 Tensile strength Q min kN/lbf | 平均抗拉强度 Average tensile strength Q0 kN | 每米长重 Weight per meter q kg/m | | | |
| 2082HF83 | 50.80 | 28.58 | 15.75 | 7.92 | 36.20 | 38.90 | 29.00 | 4.00 | 56.7/12746 | 62.4 | 3.90 |
| 216BF4 | 50.80 | 15.88 | 17.90 | 8.28 | 36.10 | 39.10 | 21.00 | 3.70 | 60.0/13488 | 66.0 | 1.80 |
| C2060H-50.8F1 | 50.80 | 11.91 | 12.57 | 5.94 | 29.20 | 31.00 | 17.20 | 3.25 | 31.1/6991 | 34.2 | 2.67 |
| C2080HF1 | 50.80 | 15.88 | 15.75 | 7.92 | 36.20 | 39.40 | 23.00 | 4.00 | 55.6/12499 | 61.1 | 2.49 |
| C2080HF51 | 50.80 | 18.00 | 32.00 | 7.92 | 54.00 | 57.50 | 24.00 | 4.00 | 55.6/12499 | 61.1 | 2.66 |
| C2080HF87 | 50.80 | 18.00 | 32.00 | 7.92 | 52.80 | 56.00 | 24.00 | 4.00 | 55.6/12499 | 61.2 | 2.67 |
| C2082HF94 | 50.80 | 25.40 | 15.75 | 7.92 | 36.20 | 39.40 | 23.00 | 4.00 | 60.0/13488 | 66.0 | 3.23 |
| C216BF1 | 50.80 | 15.88 | 17.02 | 8.28 | 36.10 | 39.10 | 20.00 | 4.00/3.00 | 60.0/13488 | 66.0 | 2.01 |
| 220BF1 | 63.50 | 19.05 | 19.56 | 10.19 | 36.50 | 37.60 | 27.00 | 3.00 | 65.0/14612 | 74.7 | 1.81 |
| 220BF3 | 63.50 | 19.05 | 19.56 | 10.19 | 42.30 | 43.40 | 26.40 | 4.50/4.00 | 56.7/12746 | 62.4 | 2.68 |
| C220AH-BF1 | 63.50 | 19.05 | 18.90 | 9.53 | 43.60 | 46.90 | 30.00 | 4.80 | 86.7/19490 | 95.5 | 3.74 |
| C224AHF2 | 76.20 | 27.20 | 25.22 | 11.10 | - | 57.50 | 35.70 | 5.60 | 124.6/280112 | 139.5 | 5.78 |
| C224AHLF5 | 76.20 | 43.00 | 25.22 | 11.10 | 53.50 | - | 35.70 | 5.60 | 124.6/280112 | 142.6 | 7.94 |
| C232BF1 | 101.60 | 29.21 | 30.99 | 17.81 | 68.00 | 73.00 | 42.00 | 7.00 | 250.0/56200 | 275.0 | 7.85 |

双节距输送链附件 Double pitch conveyor chain attachments

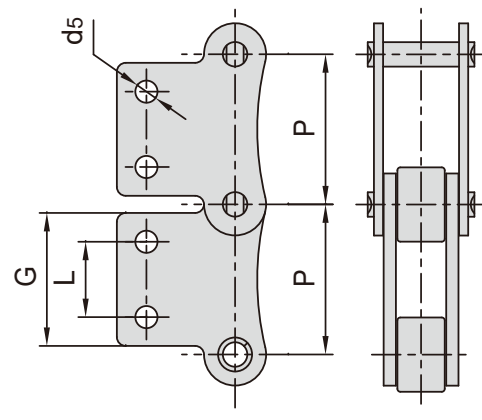
K1



SK1



SK2

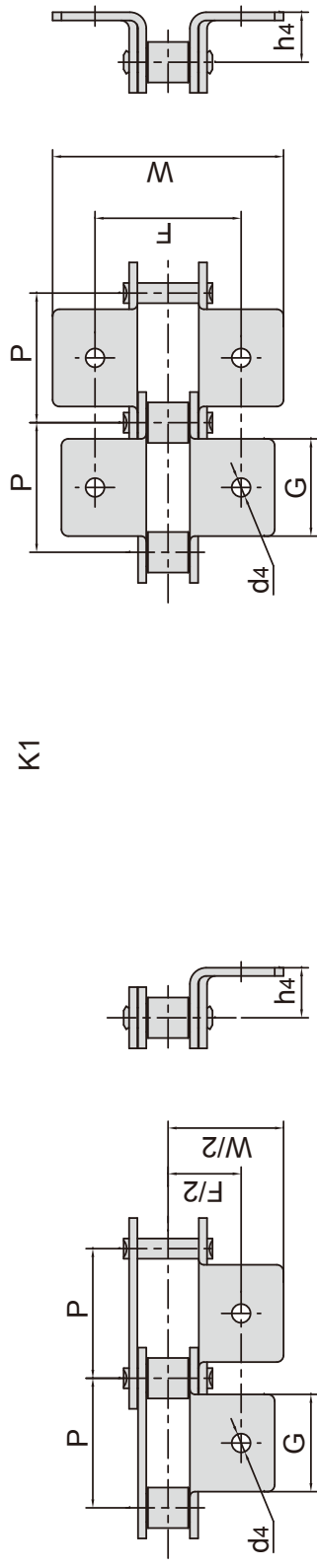


| DIN/ISO 链号 DIN/ISO Chain No. | ANSI 链号 ANSI Chain No. | P mm | G mm | F ₁ mm | W mm | h ₄ mm | d ₄ mm | C mm | F ₂ mm | d ₅ mm |
|---------------------------------------|---------------------------------|---------|---------|----------------------|---------|----------------------|----------------------|---------|----------------------|----------------------|
| 208A | 2040 | 25.40 | 19.1 | 25.4 | 39.6 | 9.1 | 3.4 | 11.1 | 20.5 | 5.5 |
| 210A | 2050 | 31.75 | 23.8 | 31.8 | 49.0 | 11.1 | 5.5 | 14.3 | 25.0 | 6.6 |
| 212A | 2060 | 38.10 | 28.6 | 42.9 | 67.8 | 14.7 | 5.5 | 17.5 | 32.9 | 9.2 |
| 216A | 2080 | 50.80 | 38.1 | 55.6 | 87.8 | 19.1 | 6.8 | 22.2 | 43.5 | 11.0 |
| 220A | 2100 | 63.50 | 47.6 | 66.6 | 107.5 | 23.4 | 9.2 | 28.6 | 50.4 | 13.0 |
| 224A | 2120 | 76.20 | 57.2 | 79.3 | 121.4 | 27.8 | 10.5 | 33.3 | 55.5 | 15.0 |
| 208B | | 25.40 | 23.2 | 25.4 | 39.6 | 9.1 | 4.5 | 11.1 | 20.5 | 5.5 |
| 210B | | 31.75 | 23.8 | 31.8 | 49.0 | 11.1 | 5.5 | | | |
| 212B | | 38.10 | 35.0 | 38.1 | 57.0 | 14.7 | 6.6 | | | |
| 216B | | 50.80 | 44.0 | 50.8 | 84.0 | 19.1 | 6.6 | | | |
| 220B | | 63.50 | 52.0 | 63.5 | 104.0 | 23.4 | 8.4 | | | |
| 224B | | 76.20 | 60.0 | 76.2 | 120.0 | 27.8 | 10.5 | | | |

| 东华链号 Donghua Chain No. | P mm | G mm | L mm | F ₁ mm | W mm | h ₄ mm | d ₄ mm | C mm | F ₂ mm | d ₅ mm |
|------------------------------|---------|---------|---------|----------------------|---------|----------------------|----------------------|---------|----------------------|----------------------|
| 208BA1F4 | 25.40 | 23.80 | - | 26.20 | 39.40 | 10.00 | 4.30 | - | - | - |
| 2060HK1F26 | 38.10 | 28.60 | - | 42.90 | 67.80 | 14.70 | 8.50 | - | - | - |
| 212BK2F2 | 38.10 | 36.20 | - | 34.90 | 55.50 | 13.00 | 6.20 | - | - | - |
| 212BA0F1 | 38.10 | 50.80 | - | - | 72.80 | 14.70 | - | - | - | - |
| 216BSA2F1 | 50.80 | 45.00 | 25.50 | - | - | - | - | 30.00 | 40.00 | 7.50 |

双节距输送链附件 Double pitch conveyor chain attachments

A1



K1

A2



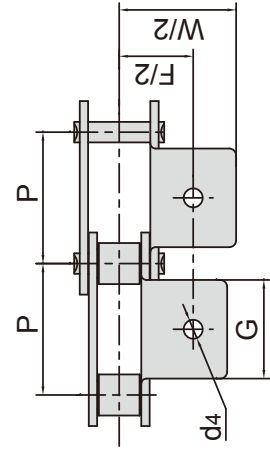
K2

| ISO 链号 ISO Chain No. | ANSI 链号 ANSI Chain No. | P mm | G mm | L mm | F mm | W mm | h ₄ mm | d ₄ mm |
|-------------------------------|---------------------------------|---------|---------|---------|---------|---------|----------------------|----------------------|
| C208A | C2040 | 25.40 | 19.1 | 9.5 | 25.4 | 39.6 | 9.1 | 3.4 |
| C208AL | C2042 | 25.40 | 23.2 | 12.7 | 25.4 | 39.6 | 9.1 | 4.5 |
| C208B | | | | | | | | |
| C208BL | | | | | | | | |
| C210A | C2050 | 31.75 | 23.8 | 11.9 | 31.8 | 49.0 | 11.1 | 5.5 |
| C210AL | C2052 | 31.75 | 23.8 | 11.9 | 31.8 | 49.0 | 11.1 | 5.5 |
| C212A | C2060 | 38.10 | 28.6 | 14.3 | 42.9 | 67.8 | 14.7 | 5.5 |
| C212AL | C2062 | 38.10 | 28.6 | 14.3 | 42.9 | 67.8 | 14.7 | 5.5 |
| C212AH | C2060H | 38.10 | 28.6 | 14.3 | 42.9 | 67.8 | 14.7 | 5.5 |
| C212AHL | C2062H | 38.10 | 28.6 | 14.3 | 42.9 | 67.8 | 14.7 | 5.5 |
| C216A | C2080 | 50.80 | 38.1 | 19.1 | 55.6 | 87.8 | 19.1 | 6.8 |
| C216AL | C2082 | 50.80 | 38.1 | 19.1 | 55.6 | 87.8 | 19.1 | 6.8 |
| C216AH | C2080H | 50.80 | 38.1 | 19.1 | 55.6 | 87.8 | 19.1 | 6.8 |
| C216AHL | C2082H | 50.80 | 38.1 | 19.1 | 55.6 | 87.8 | 19.1 | 6.8 |
| C220A | C2100 | 63.50 | 47.6 | 23.8 | 66.6 | 107.5 | 23.4 | 9.2 |
| C220AL | C2102 | 63.50 | 47.6 | 23.8 | 66.6 | 107.5 | 23.4 | 9.2 |
| C220AH | C2100H | 63.50 | 47.6 | 23.8 | 66.6 | 107.5 | 23.4 | 9.2 |
| C220AHL | C2102H | 63.50 | 47.6 | 23.8 | 66.6 | 107.5 | 23.4 | 9.2 |
| C224A | C2120 | 76.20 | 57.2 | 28.6 | 79.3 | 121.4 | 27.8 | 11.0 |
| C224AL | C2122 | 76.20 | 57.2 | 28.6 | 79.3 | 121.4 | 27.8 | 11.0 |
| C224AH | C2120H | 76.20 | 57.2 | 28.6 | 79.3 | 121.4 | 27.8 | 11.0 |
| C224AHL | C2122H | 76.20 | 57.2 | 28.6 | 79.3 | 121.4 | 27.8 | 11.0 |
| C232A | C2160 | 101.60 | 76.2 | 38.1 | 104.7 | 151.6 | 36.5 | 13.1 |
| C232AL | C2162 | 101.60 | 76.2 | 38.1 | 104.7 | 151.6 | 36.5 | 13.1 |
| C232AH | C2160H | 101.60 | 76.2 | 38.1 | 104.7 | 151.6 | 36.5 | 13.1 |
| C232AHL | C2162H | 101.60 | 76.2 | 38.1 | 104.7 | 151.6 | 36.5 | 13.1 |

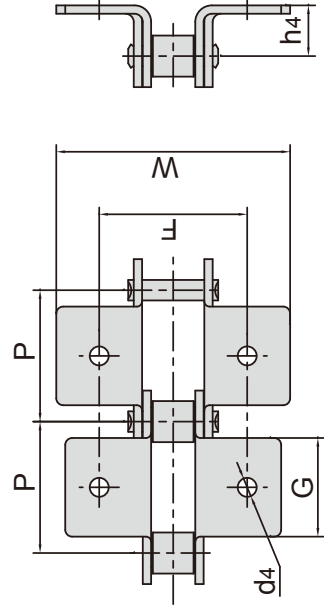
双节距输送链附件

Double pitch conveyor chain attachments

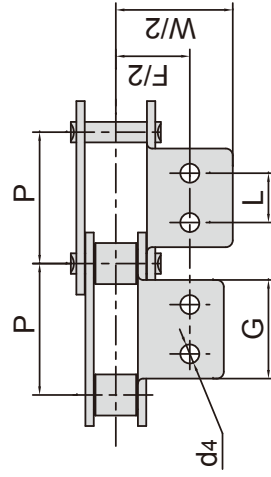
A1



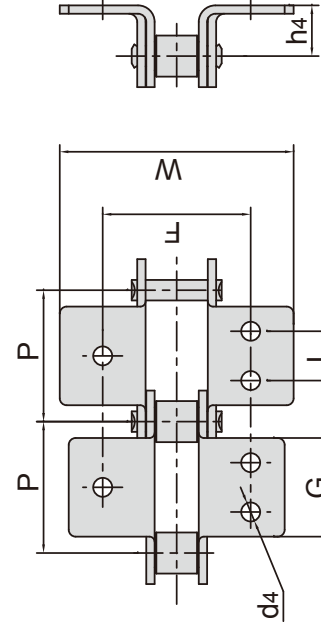
K1



A2



K2

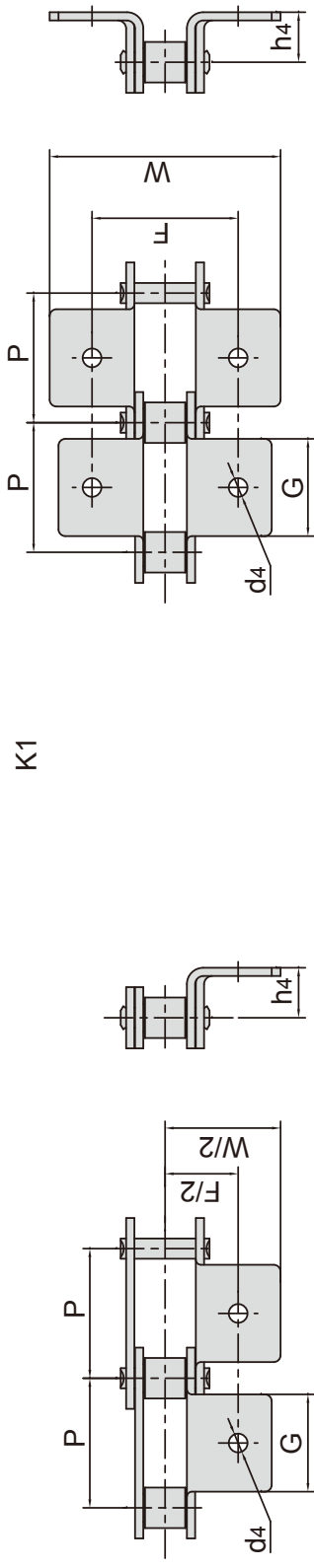


| 东华链号 Donghua Chain No. | P | G | L | F | W | h4 | d4 |
|------------------------------|-------|-------|-------|------|-------|-------|------|
| | mm | mm | mm | mm | mm | mm | mm |
| C2040A1F3 | 25.40 | 19.00 | - | 25.4 | 38.20 | 19.80 | 5.30 |
| C2040A1F4 | 25.40 | 19.10 | - | 25.4 | 36.20 | 9.10 | 5.00 |
| C2040A2F1 | 25.40 | 19.00 | 9.00 | 25.4 | 38.40 | 9.00 | 5.20 |
| C2040A2F18 | 25.40 | 19.10 | 9.50 | 25.4 | 39.60 | 9.10 | M4 |
| C2040K1F6 | 25.40 | 19.10 | - | 25.4 | 39.60 | 9.10 | M5 |
| C2040K1F8 | 25.40 | 19.00 | - | 25.4 | 39.60 | 9.10 | 6.50 |
| C2042A1F4 | 25.40 | 19.00 | - | 25.4 | 39.60 | 9.10 | 5.00 |
| C2042F1 | 25.40 | 19.00 | - | 25.4 | 40.00 | 9.00 | 5.20 |
| C2042HK1F1 | 25.40 | 19.00 | - | 47.0 | 60.00 | 9.10 | 7.00 |
| C2042K2F4 | 25.40 | 20.00 | 12.00 | 26.4 | 35.40 | 9.00 | M4 |
| C208AF1 | 25.40 | 19.00 | - | 25.7 | 38.30 | 8.80 | 4.10 |
| C208BA1F8 | 25.40 | 14.80 | - | 25.6 | 37.80 | 9.80 | 5.50 |
| C208BA2F2 | 25.40 | 23.20 | 12.70 | 25.4 | 39.60 | 9.10 | M5 |
| C208BA2F3 | 25.40 | 23.20 | 9.50 | 25.4 | 39.70 | 9.10 | 4.50 |
| C208BHK1F7 | 25.40 | 23.20 | - | 25.4 | 39.60 | 9.10 | 6.50 |
| C208BK1F11 | 25.40 | 23.20 | - | 25.4 | 39.60 | 9.10 | 6.50 |
| C2050A1F6 | 31.75 | 23.80 | - | 31.8 | 49.00 | 11.40 | 6.30 |
| C2052A2F1 | 31.75 | 19.00 | 11.90 | 31.8 | 49.00 | 11.10 | 6.00 |
| C2052A2F2 | 31.75 | 19.00 | 15.88 | 31.8 | 49.00 | 11.10 | 5.50 |
| C2052A2F3 | 31.75 | 25.80 | 12.70 | 31.8 | 49.20 | 11.10 | 4.80 |
| C2052K1F10 | 31.75 | 25.00 | - | 32.5 | 57.00 | 11.10 | 5.50 |
| C2060A1F38 | 38.10 | 28.60 | - | 42.9 | 67.80 | 14.70 | 5.50 |
| C2060A2F26 | 38.10 | 30.00 | 18.00 | 38.0 | 50.00 | 14.70 | 5.50 |
| C2060A2F27 | 38.10 | 30.00 | 18.00 | 44.0 | 62.00 | 14.70 | 5.50 |
| C2060A2F93 | 38.10 | 50.00 | 30.00 | 44.0 | 63.00 | 30.00 | 9.00 |
| C2060HA1F12 | 38.10 | 28.00 | - | 43.4 | 61.80 | 13.90 | 6.60 |

双节距输送链附件

Double pitch conveyor chain attachments

A1



K1

A2

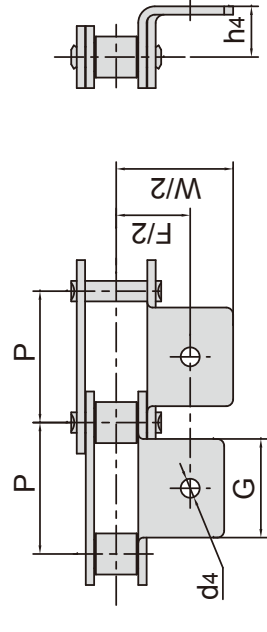


K2

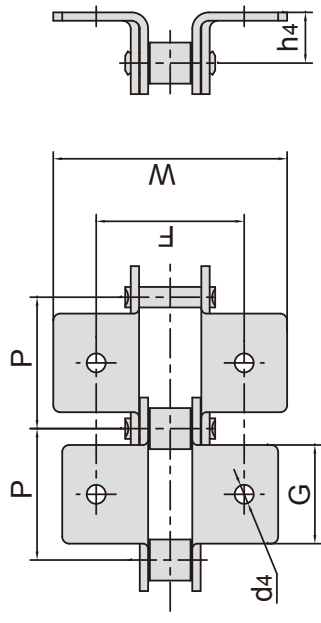
| 东华链号 Donghua Chain No. | P | G | L | F | W | h4 | d4 |
|------------------------------|-------|-------|-------|-------|--------|-------|-------|
| | mm | mm | mm | mm | mm | mm | mm |
| C2060HA2F26 | 38.10 | 46.00 | 32.00 | 42.0 | 56.00 | 15.70 | 5.50 |
| C2060HF3A2 | 38.10 | 28.60 | 14.30 | 42.9 | 67.80 | 14.70 | 5.20 |
| C2060HK1F | 38.10 | 28.60 | - | 42.9 | 67.80 | 14.70 | 8.00 |
| C2060HK1F22 | 38.10 | 28.60 | - | 42.9 | 67.80 | 14.70 | 8.50 |
| C2060HK1F26 | 38.10 | 28.60 | - | 42.9 | 67.80 | 14.70 | 9.20 |
| C2060HK1F33 | 38.10 | 28.60 | - | 42.9 | 67.80 | 14.70 | 8.90 |
| C2060HK2F3 | 38.10 | 28.60 | 14.30 | 42.9 | 64.80 | 14.70 | 5.00 |
| C2060HK2F94 | 38.10 | 28.00 | 14.30 | 42.8 | 60.40 | 14.70 | 5.60 |
| C2060K1F1 | 38.10 | 28.60 | - | 42.9 | 68.00 | 14.70 | 8.50 |
| C2060K1F3 | 38.10 | 76.20 | - | 104.7 | 151.60 | 36.50 | 13.10 |
| C2060K1F32 | 38.10 | 29.00 | - | 43.5 | 63.50 | 14.85 | 8.50 |
| C2062A1F13 | 38.10 | 30.00 | - | 70.2 | 98.00 | 14.70 | 8.50 |
| C2062A1F36 | 38.10 | 28.60 | - | 42.9 | 67.80 | 12.50 | 6.80 |
| C2062A2F22 | 38.10 | 28.60 | 14.30 | 42.9 | 57.40 | 14.70 | 5.50 |
| C2062A2F24 | 38.10 | 28.60 | 14.30 | 42.9 | 67.80 | 14.70 | 4.76 |
| C2062A2F6 | 38.10 | 28.60 | 14.30 | 42.9 | 67.80 | 14.70 | 6.00 |
| C2062HA1F25 | 38.10 | 28.00 | - | 59.0 | 75.00 | 9.00 | 6.00 |
| C2062HA1F4 | 38.10 | 20.00 | - | 45.8 | 65.80 | 9.00 | 6.80 |
| C2062HA1F7 | 38.10 | 28.60 | - | 42.9 | 67.80 | 14.70 | 5.20 |
| C2062HA2F18 | 38.10 | 28.60 | 14.30 | 42.2 | 57.00 | 14.70 | 5.50 |
| C2062HA2F7 | 38.10 | 28.60 | 14.30 | 42.9 | 67.80 | 14.70 | 6.50 |
| C2062HF15 | 38.10 | 28.60 | 14.30 | 42.9 | 67.80 | 14.70 | M5 |
| C2062HK1F5 | 38.10 | 28.60 | - | 42.9 | 67.80 | 14.70 | 7.90 |
| C2062HK2F4 | 38.10 | 28.60 | 14.30 | 42.9 | 56.40 | 14.70 | 5.20 |
| C2062HK2F5 | 38.10 | 28.60 | 14.30 | 55.6 | 76.00 | 11.10 | 5.50 |
| C2062K2F7 | 38.10 | 28.60 | 14.30 | 42.9 | 67.80 | 14.70 | 6.50 |
| C2080A1F78 | 50.80 | 38.10 | - | 55.6 | 87.80 | 19.10 | 6.50 |

双节距输送链附件 Double pitch conveyor chain attachments

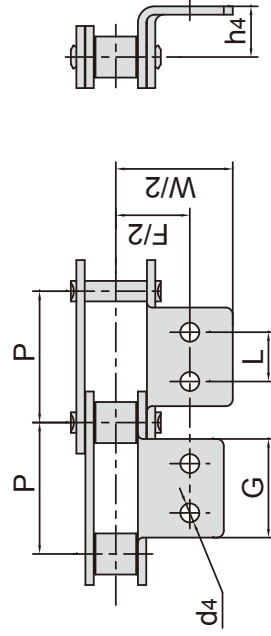
A1



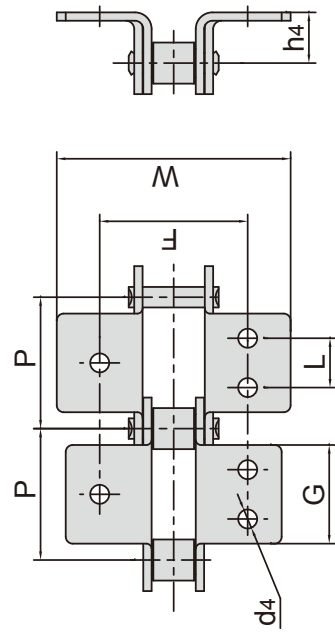
K1



A2



K2

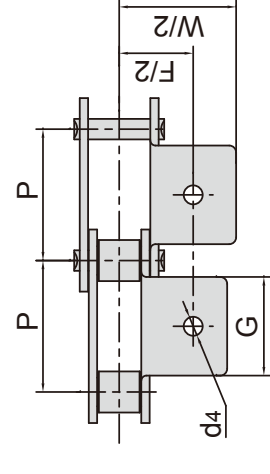


| 东华链号 Donghua Chain No. | P | G | L | F | W | h4 | d4 |
|------------------------------|-------|-------|-------|------|-------|-------|--------------|
| | mm | mm | mm | mm | mm | mm | mm |
| C2080A2F78 | 50.80 | 64.00 | 40.00 | 68.0 | 88.00 | 30.00 | 9.00 |
| C2080HA2F12 | 50.80 | 38.10 | 19.10 | 55.6 | 73.00 | 19.10 | 8.10 |
| C2080HF | 50.80 | 38.10 | 19.10 | 55.6 | 75.20 | 17.80 | 10.00 |
| C2080HK1F13 | 50.80 | 38.10 | - | 55.6 | 80.00 | 19.10 | 9.00 |
| C2080HK1F24 | 50.80 | 38.10 | - | 55.6 | 87.80 | 19.10 | 11.11 × 7.94 |
| C2080HK1F8 | 50.80 | 38.10 | - | 55.6 | 87.80 | 19.10 | 9.00 |
| C2082A1F22 | 50.80 | 38.10 | - | 49.6 | 76.20 | 16.00 | 10.50 |
| C2082A1F79 | 50.80 | 39.00 | - | 59.0 | 78.50 | 23.00 | 7.00 |
| C2082A2F1 | 50.80 | 39.00 | 19.00 | 58.0 | 82.00 | 21.50 | 7.00 |
| C2082A2F2 | 50.80 | 39.00 | 19.00 | 58.0 | 82.00 | 21.50 | 10.00 |
| C2082A2F23 | 50.80 | 65.00 | 44.00 | 62.0 | 86.00 | 19.40 | 7.00 |
| C2082A2F26 | 50.80 | 40.00 | 18.00 | 62.0 | 86.00 | 19.10 | 7.00 |
| C2082A2F27 | 50.80 | 38.10 | 19.10 | 55.6 | 87.80 | 19.10 | 8.20 |
| C2082F64K2 | 50.80 | 34.90 | 20.00 | 54.0 | 79.00 | 16.00 | M6 |
| C2082F88K1 | 50.80 | 35.00 | - | 60.0 | 79.00 | 16.50 | 8.00 |
| C2082HA1F17 | 50.80 | 38.10 | - | 55.6 | 87.80 | 19.10 | 9.50 |
| C2082HA1F21 | 50.80 | 38.10 | - | 55.6 | 88.30 | 19.10 | 10.20 |
| C2082HA1F6 | 50.80 | 38.10 | - | 55.6 | 77.80 | 19.10 | 10.00 |
| C2082HA1F76 | 50.80 | 38.10 | - | 55.6 | 87.80 | 19.10 | 8.50 |
| C2082HA1F78 | 50.80 | 38.10 | - | 55.6 | 87.80 | 19.10 | M8 |
| C2082HA2F22 | 50.80 | 60.00 | 40.00 | 62.6 | 82.60 | 39.50 | 9.00 |
| C2082HA2F6 | 50.80 | 38.10 | 19.10 | 55.6 | 87.80 | 19.10 | 8.00 |
| C2082HA2F77 | 50.80 | 38.10 | 19.10 | 55.6 | 87.80 | 19.10 | 8.50 |
| C2082HHA1F4 | 50.80 | 38.10 | - | 55.6 | 87.80 | 19.10 | 9.50 |
| C2082HHA1F5 | 50.80 | 38.10 | - | 55.6 | 87.80 | 19.10 | 10.50 |

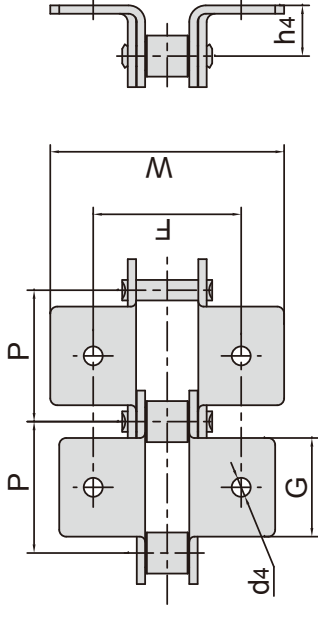
双节距输送链附件

Double pitch conveyor chain attachments

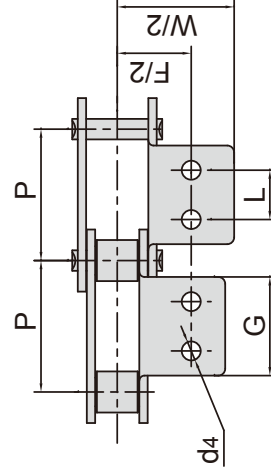
A1



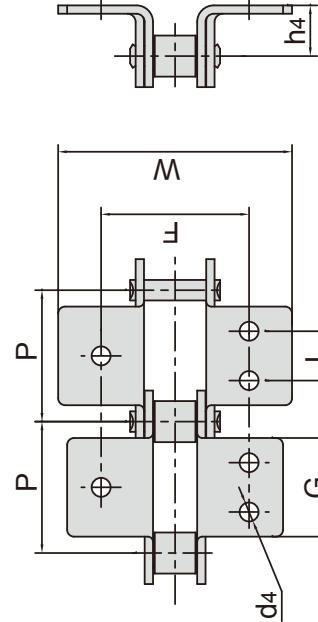
K1



A2



K2



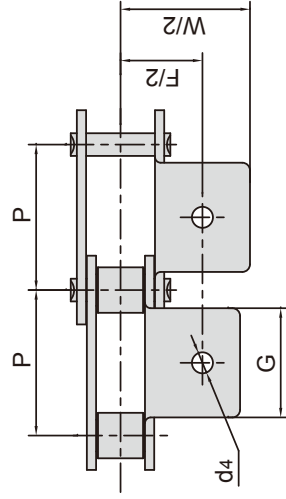
东华链号
Donghua
Chain No.

| | P | G | L | F | W | h4 | d4 |
|-------------|--------|-------|-------|-------|--------|-------|-------|
| | mm | mm | mm | mm | mm | mm | mm |
| C2082HK1F23 | 50.80 | 38.10 | - | 55.6 | 87.80 | 19.10 | 8.00 |
| C2082HK1F5 | 50.80 | 38.10 | - | 55.6 | 79.60 | 19.10 | 8.00 |
| C2082HK1F7 | 50.80 | 38.10 | - | 55.6 | 79.60 | 19.10 | 6.50 |
| C2082HK1F79 | 50.80 | 50.80 | - | 55.6 | 87.80 | 19.10 | 6.80 |
| C2082HK1F80 | 50.80 | 38.10 | - | 55.6 | 87.80 | 19.10 | 6.00 |
| C2082HK1F81 | 50.80 | 38.10 | - | 55.6 | 87.80 | 19.10 | 8.20 |
| C2082HK1F9 | 50.80 | 38.10 | - | 55.6 | 81.50 | 19.10 | M8 |
| C2082K2F5 | 50.80 | 38.10 | 19.10 | 120.0 | 140.00 | 19.10 | 6.80 |
| C216BA2F9 | 50.80 | 42.00 | 25.40 | 50.8 | 70.80 | 18.00 | 6.20 |
| C2100HK1F1 | 63.50 | 47.60 | - | 66.0 | 92.00 | 25.00 | 12.50 |
| C2102HA1F16 | 63.50 | 47.60 | - | 66.6 | 107.50 | 23.40 | 11.20 |
| C2102HA1F3 | 63.50 | 47.60 | - | 66.0 | 96.60 | 23.40 | 12.40 |
| C2102HA1F4 | 63.50 | 47.60 | - | 66.6 | 107.50 | 23.40 | 10.00 |
| C2102HA2F3 | 63.50 | 47.60 | 23.80 | 66.6 | 99.80 | 23.40 | 3/8" |
| C2102HA2F4 | 63.50 | 47.60 | 23.80 | 66.6 | 107.50 | 23.40 | 10.00 |
| C220AHA2F2 | 63.50 | 47.60 | 23.80 | 66.6 | 107.50 | 23.40 | 9.20 |
| C220AHK1F1 | 63.50 | 47.60 | - | 66.0 | 92.00 | 25.00 | 12.50 |
| C220ALA1F11 | 63.50 | 47.60 | - | 66.6 | 107.40 | 23.40 | 9.20 |
| C220ALA1F5 | 63.50 | 47.60 | - | 76.6 | 107.50 | 23.40 | 11.00 |
| C220ALA1F8 | 63.50 | 47.60 | - | 66.6 | 107.40 | 23.40 | 8.70 |
| C220ALA1F9 | 63.50 | 47.60 | - | 68.6 | 109.60 | 23.40 | M8 |
| C220ALA2F5 | 63.50 | 52.00 | 31.00 | 66.6 | 107.40 | 23.40 | 9.20 |
| C2122HA1F3 | 76.20 | 57.20 | - | 79.3 | 121.58 | 27.80 | 14.00 |
| C224AHA2F9 | 76.20 | 72.00 | 40.00 | 79.3 | 121.40 | 27.80 | 13.00 |
| C224AHK2F2 | 76.20 | 72.00 | 40.00 | 79.3 | 121.40 | 27.80 | 13.00 |
| C2162A2F1 | 101.60 | 76.20 | 38.10 | 104.7 | 151.50 | 36.50 | 18.00 |
| C2162HA2F2 | 101.60 | 36.50 | 38.10 | 104.7 | 151.60 | 36.50 | 18.00 |
| C2162HA2F3 | 101.60 | 76.20 | 38.10 | 120.0 | 167.00 | 36.50 | 13.10 |
| C2162HF1A2 | 101.60 | 76.20 | 38.10 | 104.6 | 151.60 | 36.50 | 13.10 |
| C2162HK1-M8 | 101.60 | 76.20 | - | 110.0 | 149.60 | 37.50 | M8 |

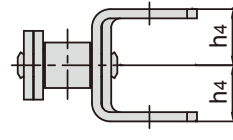
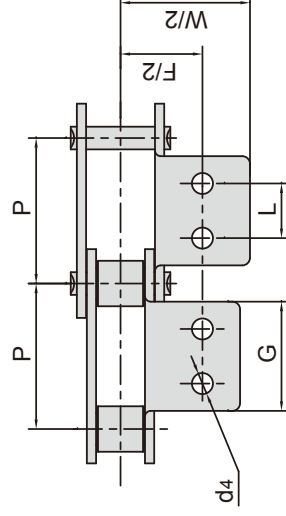
双节距输送链附件

Double pitch conveyor chain attachments

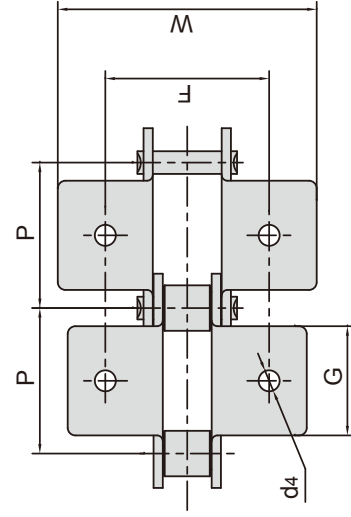
AA1



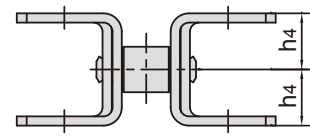
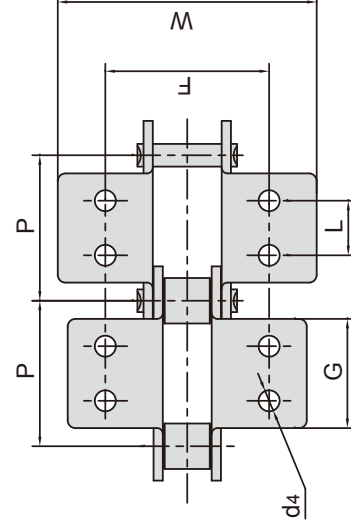
AA2



KK1



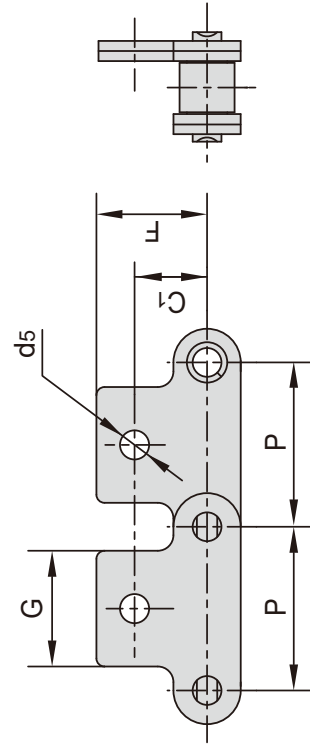
KK2



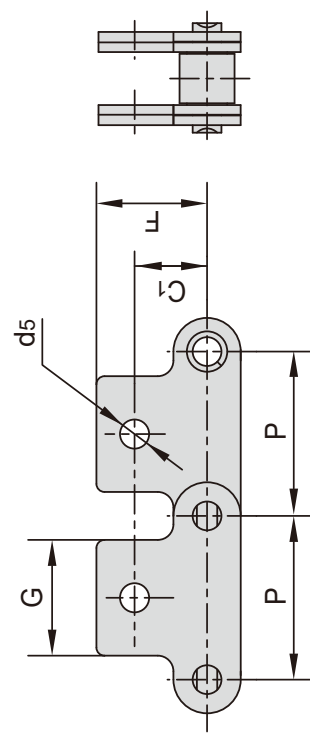
| 东华链号 Donghua Chain No. | ANSI 链号 ANSI Chain No. | P | G | L | F | W | h4 | d4 |
|------------------------------|---------------------------------|-------|------|------|------|-------|-------|------|
| | | mm | mm | mm | mm | mm | mm | mm |
| C208A C208AL | C2040 C2042 | 25.40 | 19.1 | 9.5 | 25.4 | 39.6 | 9.10 | 3.4 |
| C208B C208BL | | 25.40 | 23.2 | 12.7 | 25.4 | 39.6 | 9.10 | 4.5 |
| C210A C210AL | C2050 C2052 | 31.75 | 23.8 | 11.9 | 31.8 | 49.0 | 11.10 | 5.5 |
| C212A C212AL | C2060 C2062 | 38.10 | 28.6 | 14.3 | 42.9 | 67.8 | 14.70 | 5.5 |
| C212AH C212AHL | C2060H C2062H | 38.10 | 28.6 | 14.3 | 42.9 | 67.8 | 14.70 | 5.5 |
| C216A C216AL | C2080 C2082 | 50.80 | 38.1 | 19.1 | 55.6 | 87.8 | 19.10 | 6.8 |
| C216AH C216AHL | C2080H C2082H | 50.80 | 38.1 | 19.1 | 55.6 | 87.8 | 19.10 | 6.8 |
| 100HAA1F1 | | 31.75 | 35.0 | - | 71.2 | 93.4 | 35.75 | 8.0 |
| A2050AA1F1 | | 31.75 | 20.0 | - | 47.0 | 66.0 | 35.50 | 8.1 |
| 2060AA2F1 | | 38.10 | 38.1 | 19.0 | 37.5 | 57.5 | 14.80 | 6.5 |
| C2062AA1F1 | | 38.10 | 14.0 | - | 33.4 | 52.0 | 9.00 | 6.4 |
| C2080K1F4 | | 50.80 | 38.1 | - | 80.0 | 112.0 | 15.30 | 8.5 |
| C2082HAA1F1 | | 50.80 | 25.0 | - | 78.8 | 128.8 | 17.50 | 8.0 |
| C2082HAA1F2 | | 50.80 | 25.0 | - | 77.8 | 127.8 | 17.50 | 12.0 |
| C2100HF6AA1 | | 63.50 | 47.8 | - | 68.0 | 100.0 | 23.40 | 10.0 |
| C2120AA1F1 | | 76.20 | 31.8 | - | 88.7 | 115.6 | 35.00 | 10.5 |
| C2122HAA1 | | 76.20 | 57.2 | - | 79.3 | 121.4 | 27.80 | 11.0 |

双节距输送链附件 Double pitch conveyor chain attachments

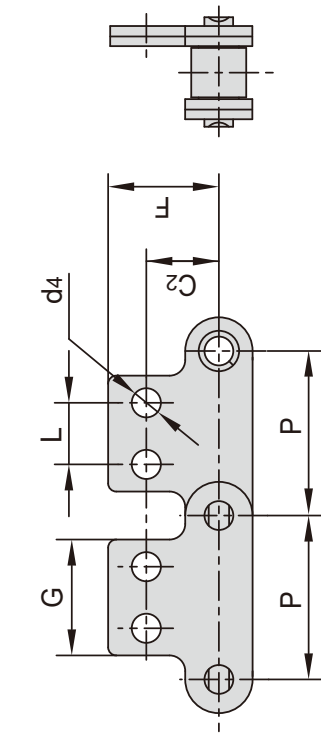
SA1



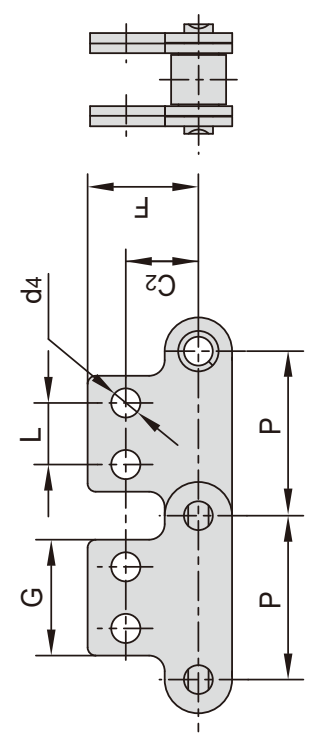
SK1



SA2



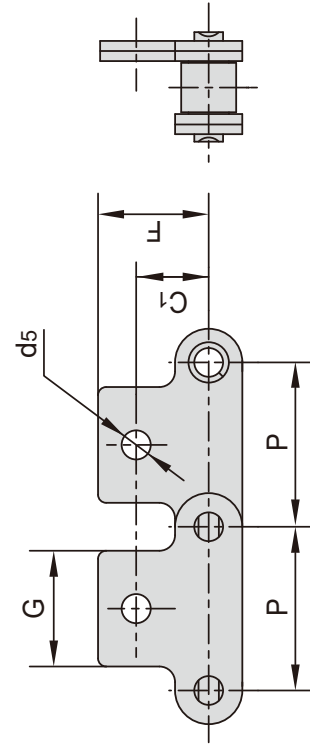
SK2



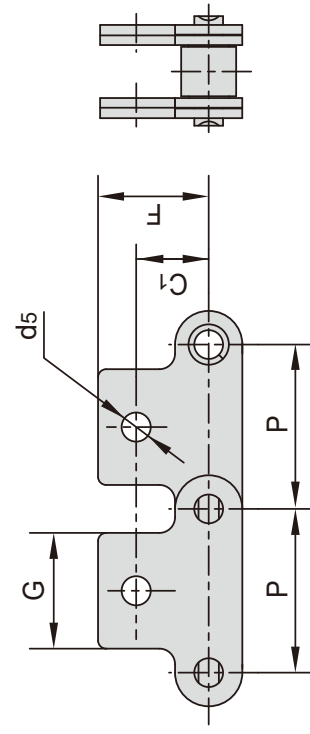
| 东华链号 Donghua Chain No. | ANSI 链号 ANSI Chain No. | P | G | L | C1 | C2 | F | d4 | d5 |
|------------------------------|---------------------------------|-------|-------|-------|------|-------|------|-----|-------|
| | | mm | mm | mm | mm | mm | mm | mm | mm |
| C208A | C2040 | 25.40 | 19.10 | 9.50 | 11.1 | 13.50 | 20.5 | 3.4 | 5.50 |
| C208AL | C2042 | 25.40 | 23.20 | 12.70 | 11.1 | 13.50 | 20.5 | 4.5 | 5.50 |
| C208B | | | | | | | | | |
| C208BL | | | | | | | | | |
| C210A | C2050 | 31.75 | 23.80 | 11.90 | 14.3 | 15.90 | 25.0 | 5.5 | 6.60 |
| C210AL | C2052 | 31.75 | 23.80 | 11.90 | 14.3 | 15.90 | 25.0 | 5.5 | 6.60 |
| C212A | C2060 | 38.10 | 28.60 | 14.30 | 17.5 | 19.10 | 32.9 | 5.5 | 9.20 |
| C212AL | C2062 | 38.10 | 28.60 | 14.30 | 17.5 | 19.10 | 32.9 | 5.5 | 9.20 |
| C212AH | C2060H | 38.10 | 28.60 | 14.30 | 17.5 | 19.10 | 32.9 | 5.5 | 9.20 |
| C212AHL | C2062H | 38.10 | 28.60 | 14.30 | 17.5 | 19.10 | 32.9 | 5.5 | 9.20 |
| C216A | C2080 | 50.80 | 38.10 | 19.10 | 22.2 | 25.40 | 43.5 | 6.6 | 11.00 |
| C216AL | C2082 | 50.80 | 38.10 | 19.10 | 22.2 | 25.40 | 43.5 | 6.6 | 11.00 |
| C216AH | C2080H | 50.80 | 38.10 | 19.10 | 22.2 | 25.40 | 43.5 | 6.6 | 11.00 |
| C216AHL | C2082H | 50.80 | 38.10 | 19.10 | 22.2 | 25.40 | 43.5 | 6.6 | 11.00 |
| C220A | C2100 | 63.50 | 47.60 | 23.80 | 28.6 | 31.80 | 50.4 | 8.4 | 13.00 |
| C220AL | C2102 | 63.50 | 47.60 | 23.80 | 28.6 | 31.80 | 50.4 | 8.4 | 13.00 |
| C220AH | C2100H | 63.50 | 47.60 | 23.80 | 28.6 | 31.80 | 50.4 | 8.4 | 13.00 |
| C220AHL | C2102H | 63.50 | 47.60 | 23.80 | 28.6 | 31.80 | 50.4 | 8.4 | 13.00 |
| C2042HWSA2 | | 25.40 | 37.30 | 9.50 | - | 13.50 | 20.5 | 3.4 | - |
| C2050HWSA2F1 | | 31.75 | 46.75 | 31.75 | - | 15.90 | 25.0 | 5.5 | - |
| C2060SA2F1 | | 38.10 | 28.60 | 14.30 | - | 19.10 | 26.1 | 5.5 | - |
| C2062HSK2F1 | | 38.10 | 28.60 | 14.30 | - | 19.10 | 23.8 | 5.2 | - |
| C2060HSK1F1 | | 38.10 | 28.60 | - | 17.3 | - | 30.0 | - | 11.80 |
| C216AH2F | | 50.80 | 38.10 | 19.10 | - | 25.40 | 43.5 | 6.5 | - |
| C2082F58SA1 | | 50.80 | 38.50 | - | 27.0 | - | 39.5 | - | 8.10 |
| C2100HSA1 | | 63.50 | 47.60 | - | 28.6 | - | 50.4 | - | 13.00 |
| C224ALSK2F1 | | 76.20 | 57.20 | 28.60 | - | 37.30 | 59.9 | - | 11.00 |
| C2122HSA1F1 | | 76.20 | 57.20 | - | 37.3 | - | 59.9 | - | 14.30 |
| C224AHLSA2F1 | | 76.20 | 57.20 | 28.60 | - | 37.30 | 59.9 | - | 9.53 |
| 208BSK1F2 | | 25.40 | 14.00 | - | 17.7 | - | 21.3 | - | 3.20 |
| 208BSK1F3 | | 25.40 | 13.00 | - | 14.7 | - | 26.7 | - | 3.10 |
| 208BSK1F4 | | 25.40 | 24.20 | - | 14.3 | - | 20.5 | - | 4.20 |

双节距输送链附件 Double pitch conveyor chain attachments

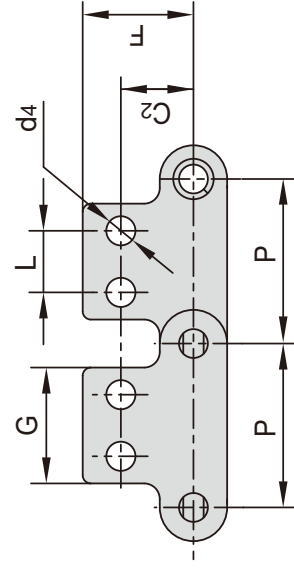
SA1



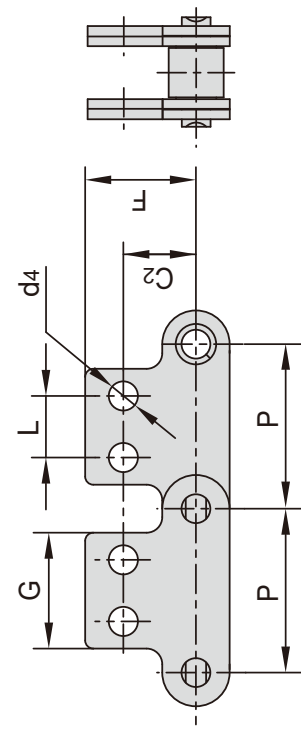
SK1



SA2



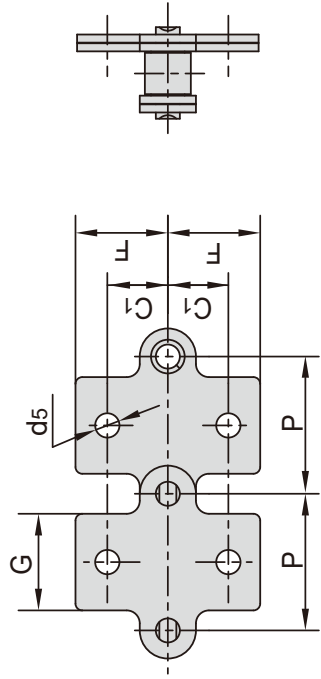
SK2



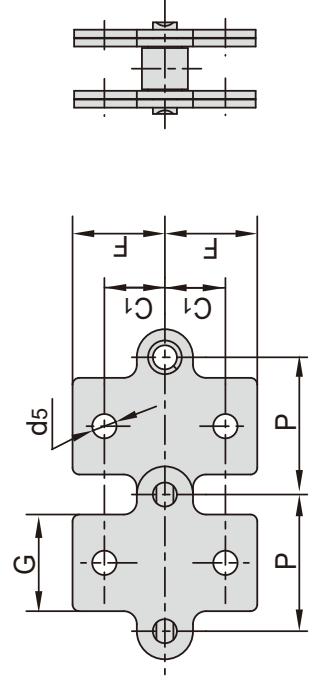
| 东华链号 Donghua Chain No. | P | G | L | C1 | C2 | F | d4 | d5 |
|------------------------------|--------|-------|-------|-------|-------|-------|-------|-------|
| | mm | mm | mm | mm | mm | mm | mm | mm |
| C2040F23SK0 | 25.40 | 19.10 | - | - | - | 25.70 | - | - |
| C208BSK2F2 | 25.40 | 23.20 | 12.70 | - | 13.02 | 20.17 | 4.50 | - |
| C208BSA2F2 | 25.40 | 31.80 | 22.00 | - | 18.30 | 22.80 | 4.50 | - |
| C2050SK1F2 | 31.75 | 24.80 | - | 17.00 | - | 36.00 | - | 15.00 |
| C2050SA0F6 | 31.75 | 46.75 | - | - | - | 15.50 | - | - |
| C210BSA2F3 | 31.75 | 30.00 | 18.00 | - | 21.00 | 28.00 | 5.50 | - |
| C2060HSF6SK2 | 38.10 | 28.60 | 14.30 | - | 19.10 | 32.90 | 6.50 | - |
| C2062HSA1F2 | 38.10 | 28.60 | - | 17.50 | - | 30.50 | - | 8.30 |
| C2060SK0F4 | 38.10 | 20.00 | - | - | - | 49.00 | - | - |
| C2082SA1F2 | 50.80 | 38.10 | - | 27.70 | - | 39.70 | - | 8.20 |
| C2080HF91 | 50.80 | 38.10 | - | - | - | 43.50 | - | - |
| C220AHS2F1 | 63.50 | 47.60 | 23.80 | - | 31.80 | 50.40 | 8.70 | - |
| C224ALSK2F2 | 76.20 | 57.20 | 28.60 | - | 37.50 | 52.50 | 12.50 | - |
| C224HHSK1F2 | 76.20 | 57.20 | - | 43.80 | - | 59.02 | - | 17.60 |
| C224HLSA2F2 | 76.20 | 57.00 | 28.60 | - | 37.30 | 58.90 | 11.00 | - |
| C2160HSK0F1 | 101.60 | 40.00 | - | - | - | 17.50 | - | - |

双节距输送链附件 Double pitch conveyor chain attachments

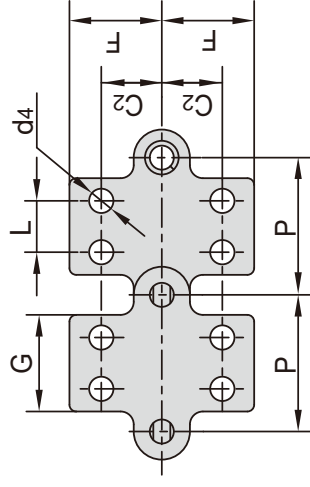
SAA1



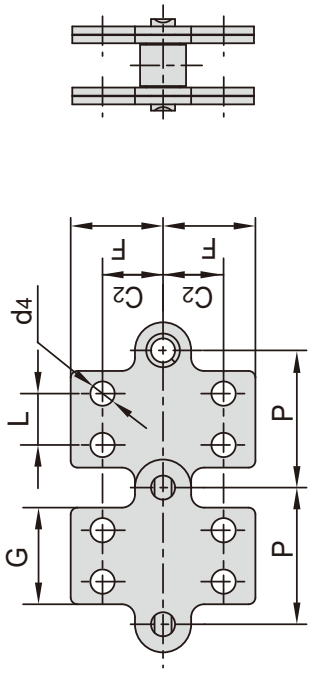
SKK1



SAA2

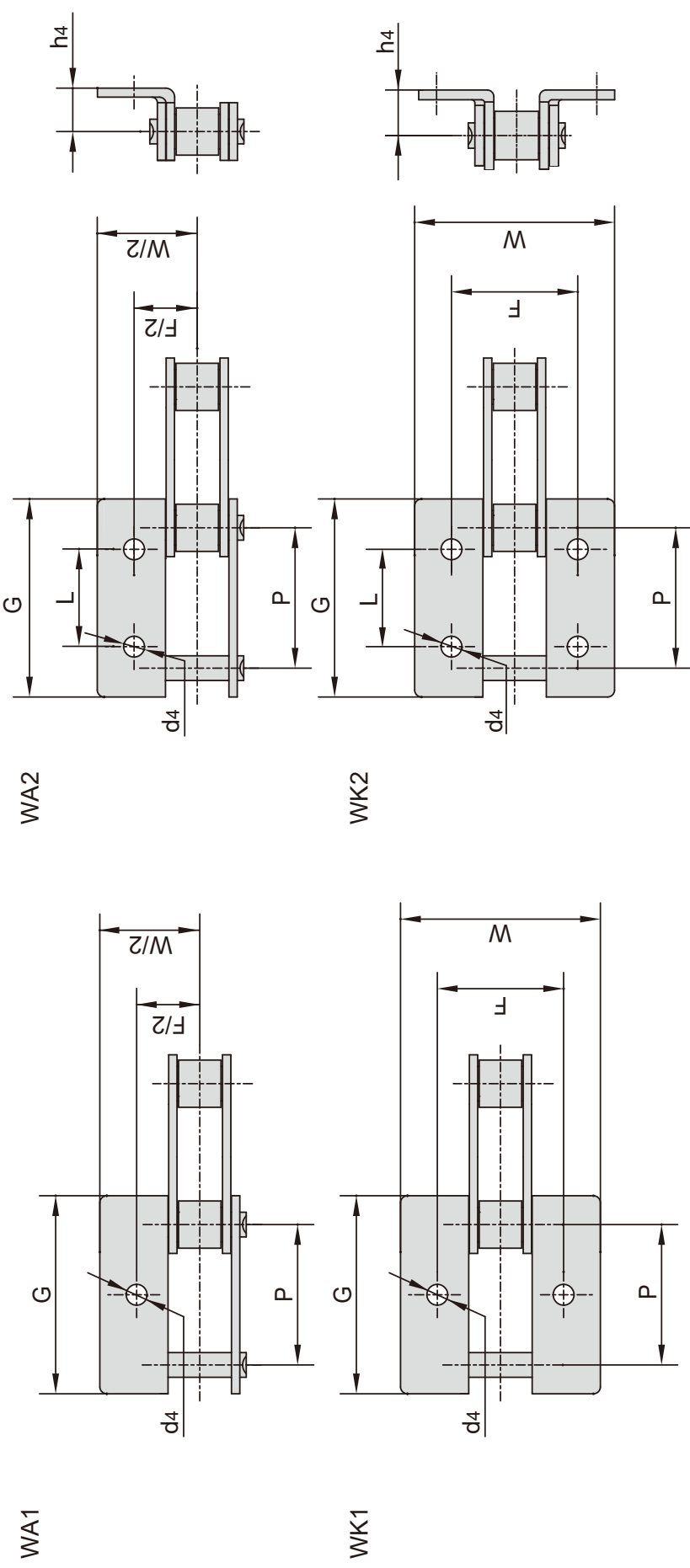


SKK2



| 东华链号 Donghua Chain No. | ANSI 链号 ANSI Chain No. | P | G | L | C1 | C2 | F | d4 | d5 |
|------------------------------|---------------------------------|-------|------|------|-------|------|-------|------|------|
| | | mm | mm | mm | mm | mm | mm | mm | mm |
| C208A C208AL | C2040 C2042 | 25.40 | 19.1 | 9.5 | 11.10 | 13.5 | 20.50 | 3.4 | 5.5 |
| C208B C208BL | | 25.40 | 23.2 | 12.7 | 11.10 | 13.5 | 20.50 | 4.5 | 5.5 |
| C210A C210AL | C2050 C2052 | 31.75 | 23.8 | 11.9 | 14.30 | 15.9 | 25.00 | 5.5 | 6.6 |
| C212A C212AL | C2060 C2062 | 38.10 | 28.6 | 14.3 | 17.50 | 19.1 | 32.90 | 5.5 | 9.2 |
| C212AH C212AHL | C2060H C2062H | 38.10 | 28.6 | 14.3 | 17.50 | 19.1 | 32.90 | 5.5 | 9.2 |
| C216A C216AL | C2080 C2082 | 50.80 | 38.1 | 19.1 | 22.20 | 25.4 | 43.50 | 6.6 | 11.0 |
| C216AH C216AHL | C2080H C2082H | 50.80 | 38.1 | 19.1 | 22.20 | 25.4 | 43.50 | 6.6 | 11.0 |
| C2040F23SAA1 | | 25.40 | 19.1 | - | 11.15 | - | 19.75 | - | 5.4 |
| C2060HSAA1F1 | | 38.10 | 24.0 | - | 25.40 | - | 43.50 | 11.0 | - |
| C2120SAA2F1 | | 76.20 | 45.0 | 30.0 | - | 28.0 | 35.00 | 6.5 | 10.5 |

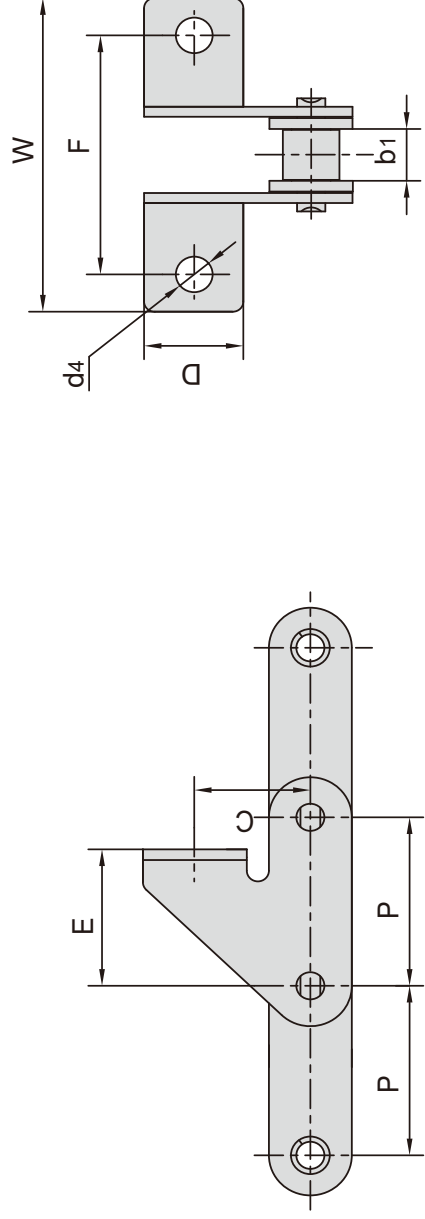
双节距输送链附件 Double pitch conveyor chain attachments



| 东华链号 Donghua Chain No. | P mm | G mm | L mm | F mm | W mm | h4 mm | d4 mm |
|------------------------------|---------|---------|---------|---------|---------|----------|----------|
| C2040HWK1F2 | 25.40 | 37.00 | - | 62.00 | 110.00 | 10.65 | 7.00 |
| C2040K1F2 | 25.40 | 37.00 | - | 62.00 | 110.00 | 9.10 | 7.00 |
| C2042HF1 | 25.40 | 37.40 | - | 42.50 | 65.50 | 6.00 | 7.00 |
| C208BK2F | 25.40 | 37.20 | 12.70 | 28.00 | 42.00 | 8.50 | 5.50 |
| C208BWA2F1 | 25.40 | 37.20 | 25.40 | 28.00 | 42.00 | 8.50 | 5.50 |
| C2052WA1F2 | 31.75 | 46.80 | - | 76.20 | 95.20 | 7.50 | 7.10 |
| C2052WA2F4 | 31.75 | 46.75 | 30.00 | 48.52 | 65.52 | 15.00 | 6.50 |
| 212BWK2F1 | 38.10 | 54.10 | 19.00 | 35.20 | 54.80 | 12.20 | 6.40 |
| 212BWK2F2 | 38.10 | 54.10 | 19.00 | 35.00 | 54.80 | 12.70 | 7.00 |
| C2060HWK2F7 | 38.10 | 56.00 | 32.00 | 42.90 | 72.00 | 14.70 | 5.50 |
| C2060WA2 | 38.10 | 56.10 | 38.10 | 42.90 | 58.50 | 14.70 | 5.50 |
| C2062HWA1F4 | 38.10 | 55.60 | - | 76.20 | 95.30 | 8.70 | 7.10 |
| C2062HWA1F5 | 38.10 | 56.00 | - | 76.00 | 95.00 | 9.00 | 7.30 |
| C2062HWA2 | 38.10 | 56.10 | 14.30 | 42.90 | 67.80 | 14.70 | 5.50 |
| C2062HWA2F4 | 38.10 | 55.60 | 38.10 | 76.20 | 95.30 | 8.70 | 7.10 |
| C2062HWA2F7 | 38.10 | 63.50 | 38.10 | 76.20 | 96.00 | 17.50 | 6.35 |
| C2062WA2F1 | 38.10 | 56.10 | 38.10 | 42.90 | 67.80 | 14.70 | 6.50 |
| C2062WK2F2 | 38.10 | 56.10 | 38.10 | 43.00 | 68.00 | 14.70 | 7.80 |
| 216BWA2F1 | 50.80 | 71.80 | 25.40 | 58.00 | 80.00 | 17.00 | 8.40 |
| C2080HWK1F1 | 50.80 | 74.80 | - | 55.60 | 87.80 | 19.10 | 10.50 |
| C2080HWK2 | 50.80 | 74.80 | 50.80 | 55.60 | 87.80 | 19.10 | 6.80 |
| C2082F12 | 50.80 | 74.80 | 50.80 | 55.60 | 88.00 | 19.10 | 8.40 |
| C2082F24 | 50.80 | 74.80 | 56.80 | 55.60 | 87.80 | 19.10 | 6.80 |
| C2082HF1A2 | 50.80 | 74.80 | 30.00 | 60.00 | 84.00 | 18.00 | 8.50 |
| C2082HWA1F1 | 50.80 | 76.20 | - | 57.20 | 82.60 | 35.60 | 12.70 |
| C2082WA2F4 | 50.80 | 74.80 | 50.80 | 55.60 | 88.00 | 14.00 | 7.00 |
| C216ALF5 | 50.80 | 74.80 | 44.30 | 62.20 | 88.00 | 19.10 | 7.00 |
| C2100HWA2 | 63.50 | 93.50 | 63.50 | 66.60 | 107.40 | 23.40 | 8.40 |
| C2102HK2 - M8 | 63.50 | 47.60 | 23.80 | 66.60 | 107.50 | 23.40 | M8 |
| C220ALWA2F1 | 63.50 | 93.50 | 50.00 | 97.80 | 127.80 | 15.00 | 13 × 9 |
| C224AHWK2 | 76.20 | 111.90 | 76.20 | 79.30 | 111.90 | 27.80 | 11.00 |

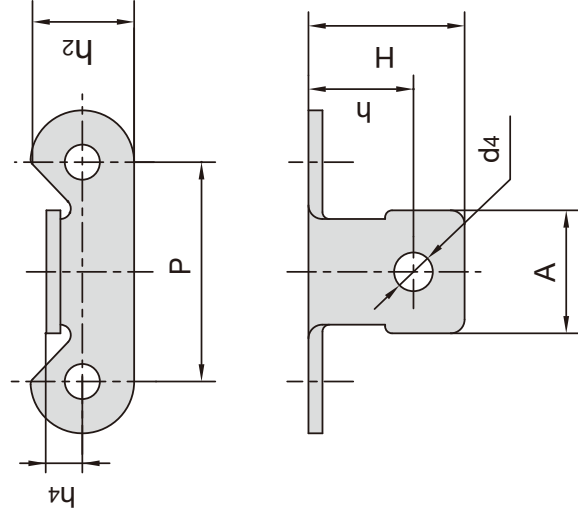
双节距输送链附件

Double pitch conveyor chain attachments

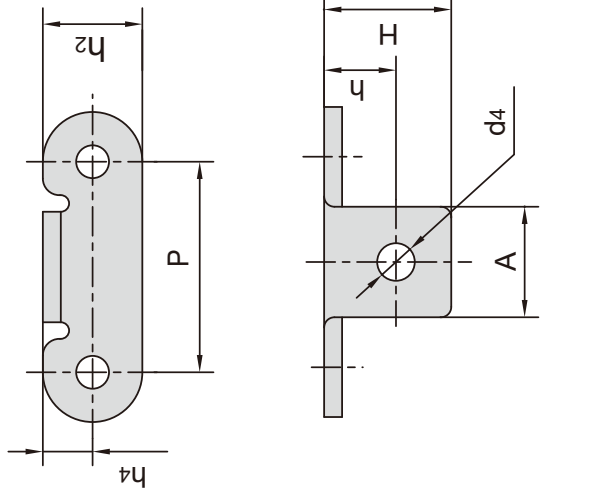


| 东华链号 Donghua Chain No. | P mm | b1 mm | F mm | W mm | C mm | D mm | E mm | d4 mm |
|------------------------------|---------|----------|---------|---------|---------|---------|---------|----------|
| C2050SD | 31.75 | 9.40 | 45.0 | 59.0 | 21.2 | 18.0 | 25.7 | 6.6 |
| C2062H ORSDF1 | 38.10 | 12.57 | 52.0 | 67.0 | 30.0 | 22.5 | 31.4 | 6.3 |

C2052A1F1

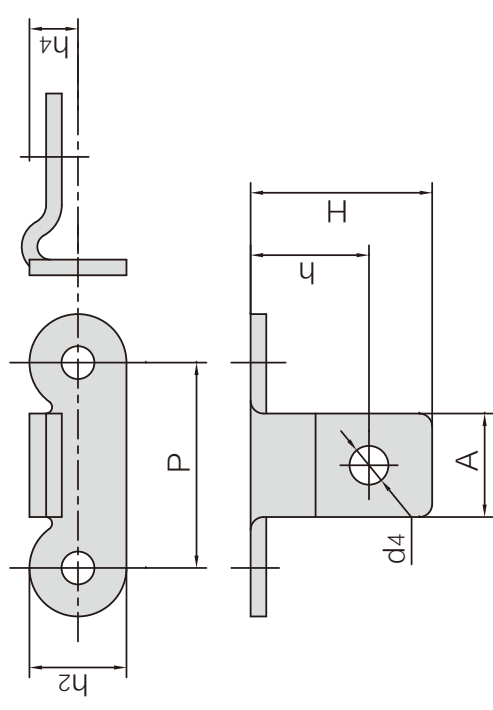


C2062HA1F4

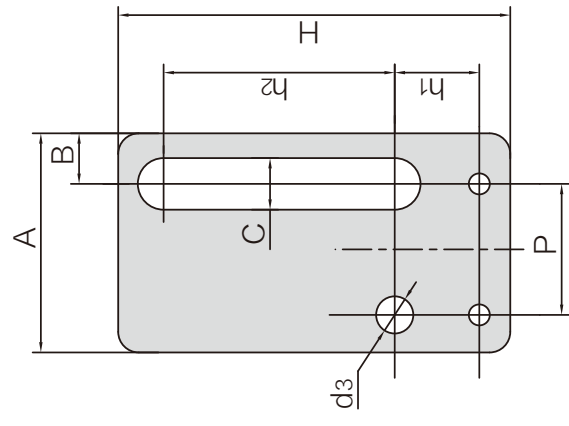


| 东华链号 Donghua Chain No. | P mm | A mm | h mm | H mm | h2 mm | h4 mm | d4 mm |
|------------------------------|---------|---------|---------|---------|----------|----------|----------|
| C2052A1F1 | 31.75 | 17.8 | 14.7 | 22.6 | 15.0 | 5.2 | 6.5 |
| C2062HA1F4 | 38.10 | 20.0 | 13.0 | 23.0 | 18.0 | 9.0 | 6.8 |

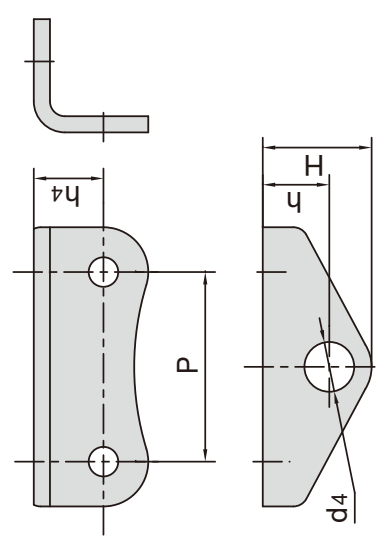
双节距输送链附件 Double pitch conveyor chain attachments



| 东华链号 Donghua Chain No. | P | A | h | H | h ₂ | h ₄ | d ₄ |
|------------------------------|-------|-------|-------|-------|----------------|----------------|----------------|
| | mm | mm | mm | mm | mm | mm | mm |
| C2052HF6 | 31.75 | 16.00 | 18.30 | 28.20 | 15.00 | 4.92 | 6.00 |



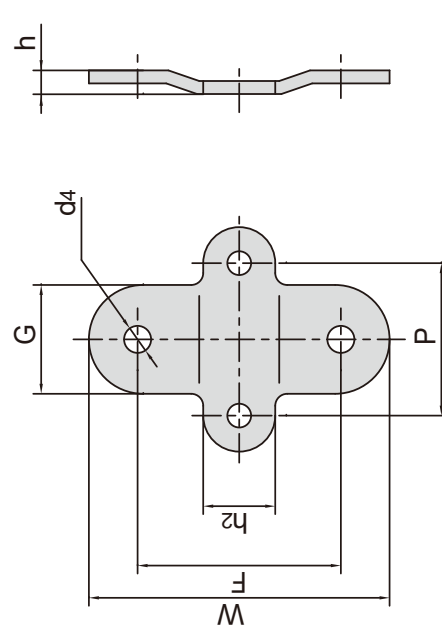
| 东华链号 Donghua Chain No. | P | h ₁ | h ₂ | H | A | B | C | d ₃ |
|------------------------------|-------|----------------|----------------|--------|--------|-------|-------|----------------|
| | mm | mm | mm | mm | mm | mm | mm | mm |
| C2050F71 | 31.75 | 20.50 | 56.00 | 95.00 | 53.10 | 12.25 | 12.50 | 9.00 |
| C224AF13 | 76.20 | 49.00 | 131.40 | 216.00 | 120.00 | 21.90 | 17.00 | 13.00 |



| 东华链号 Donghua Chain No. | P | h | h ₄ | H | d ₄ |
|------------------------------|-------|-------|----------------|-------|----------------|
| | mm | mm | mm | mm | mm |
| 2060HK1F27 | 38.10 | 13.40 | 14.00 | 21.87 | 8.50 |
| 2060HK1F28 | 38.10 | 13.40 | 14.00 | 21.87 | 10.00 |
| *C2060K1F29 | 38.10 | 13.46 | 10.50 | 22.76 | 8.50 |

*直链板

*Straight side plates

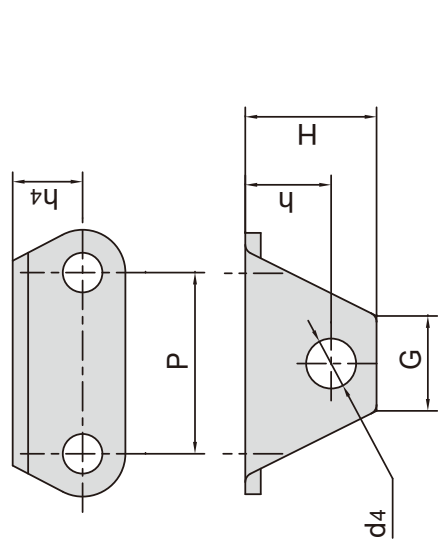


| 东华链号 Donghua Chain No. | P | h ₂ | G | F | W | d ₄ | h |
|------------------------------|-------|----------------|-------|-------|-------|----------------|------|
| | mm | mm | mm | mm | mm | mm | mm |
| C2060HF81 | 38.10 | 18.00 | 27.20 | 50.80 | 75.14 | 6.75 | 5.90 |

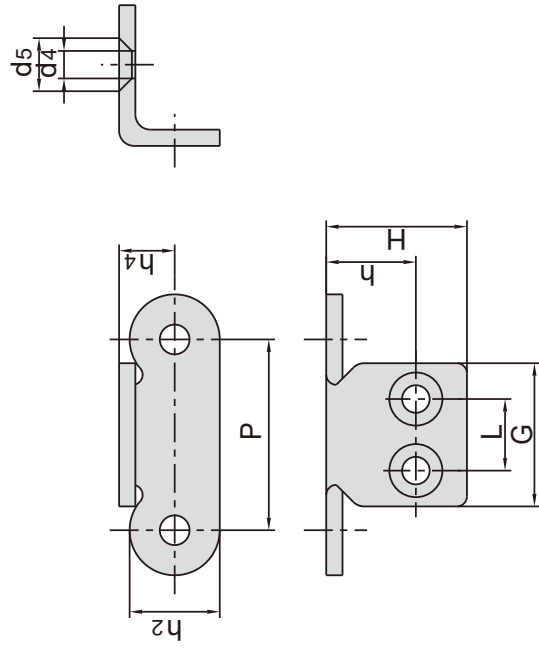
双节距输送链附件

Double pitch conveyor chain attachments

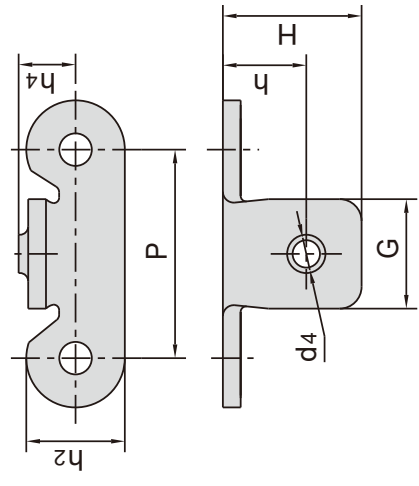
| 东华链号 Donghua Chain No. | P mm | G mm | h ₄ mm | h mm | H mm | d ₄ mm |
|------------------------------|---------|---------|----------------------|---------|---------|----------------------|
| C2060HK1F31 | 38.10 | 20.30 | 14.70 | 18.10 | 27.600 | 10.50 |
| C2060K1F37 | 38.10 | 21.40 | 14.70 | 15.00 | 24.200 | 10.50 |



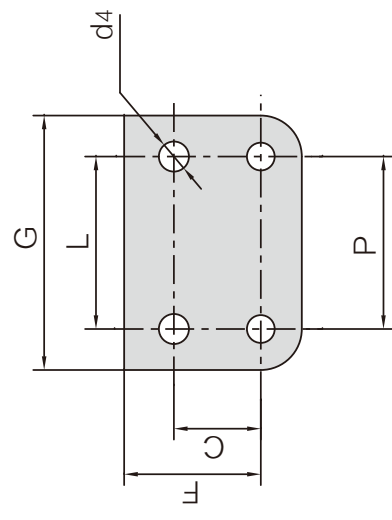
| 东华链号 Donghua Chain No. | P mm | h ₂ mm | h mm | h ₄ mm | H mm | L mm | G mm | d ₄ mm | d ₅ mm |
|------------------------------|---------|----------------------|---------|----------------------|---------|---------|---------|----------------------|----------------------|
| C2062HA2F91 | 38.10 | 17.50 | 15.05 | 8.00 | 27.00 | 14.30 | 28.00 | 5.50 | 10.60 |
| C220ALA2F7 | 63.50 | 30.00 | 31.00 | 15.00 | 46.00 | 30.40 | 52.00 | 9.00 | - |
| C220ALA2F8 | 63.50 | 30.00 | 27.80 | 15.00 | 48.20 | 23.80 | 47.60 | 9.20 | - |



| 东华链号 Donghua Chain No. | P mm | h ₂ mm | h ₄ mm | h mm | H mm | G mm | d ₄ mm |
|------------------------------|---------|----------------------|----------------------|---------|---------|---------|----------------------|
| C2062HA1F29 | 38.10 | 18.00 | 10.40 | 15.30 | 25.40 | 20.00 | M6 |
| C2082HA1F25 | 50.80 | 24.00 | 11.00 | 22.68 | 35.18 | 25.00 | M8 |

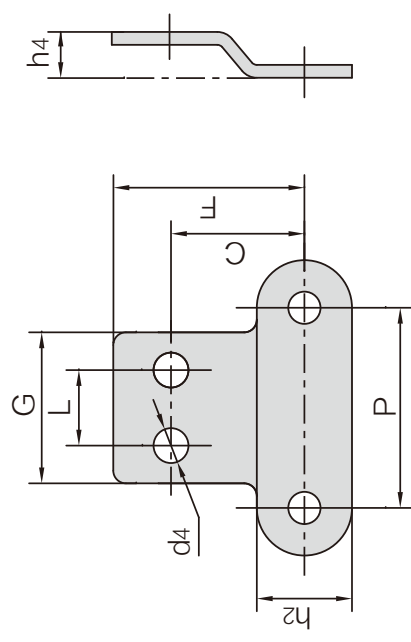


| 东华链号 Donghua Chain No. | P mm | L mm | G mm | C mm | F mm | d ₄ mm |
|------------------------------|---------|---------|---------|---------|---------|----------------------|
| C2050HWSA2F1 | 31.75 | 31.75 | 46.75 | 15.90 | 25.00 | 5.50 |

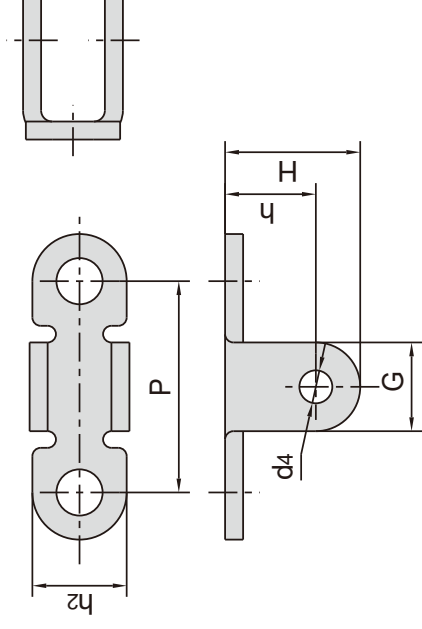


双节距输送链附件

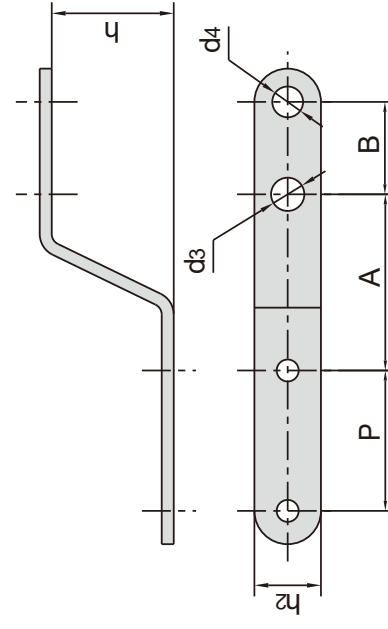
Double pitch conveyor chain attachments



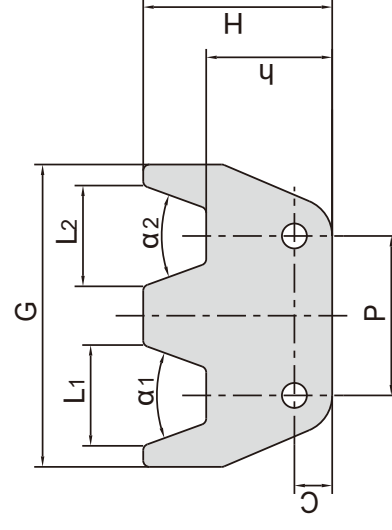
| 东华链号 Donghua Chain No. | P mm | h2 mm | h4 mm | L mm | G mm | C mm | F mm | d4 mm |
|------------------------------|---------|----------|----------|---------|---------|---------|---------|----------|
| C2050F47 | 31.75 | 15.00 | 7.22 | 11.90 | 23.80 | 21.00 | 30.10 | 5.50 |



| 东华链号 Donghua Chain No. | P mm | G mm | h2 mm | h mm | H mm | d4 mm |
|------------------------------|---------|---------|----------|---------|---------|----------|
| C2062HF84 | 38.10 | 16.00 | 17.00 | 16.40 | 24.40 | 5.94 |
| C2062HF112 | 38.10 | 15.20 | 18.00 | 15.93 | 23.53 | 7.15 |



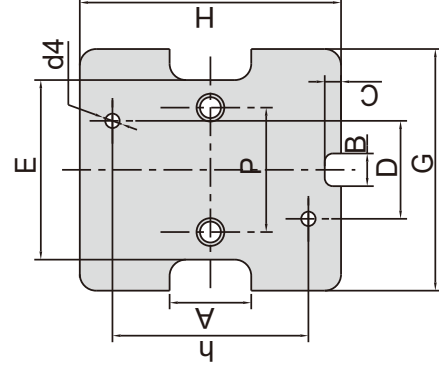
| 东华链号 Donghua Chain No. | P mm | h2 mm | h mm | A mm | B mm | d3 mm | d4 mm |
|------------------------------|---------|----------|---------|---------|---------|----------|----------|
| C2062F85 | 38.10 | 18.00 | 33.00 | 47.66 | 25.00 | 9.00 | 8.33 |
| C2062HF101 | 38.10 | 18.00 | 33.50 | 47.66 | 25.00 | 9.00 | 8.33 |



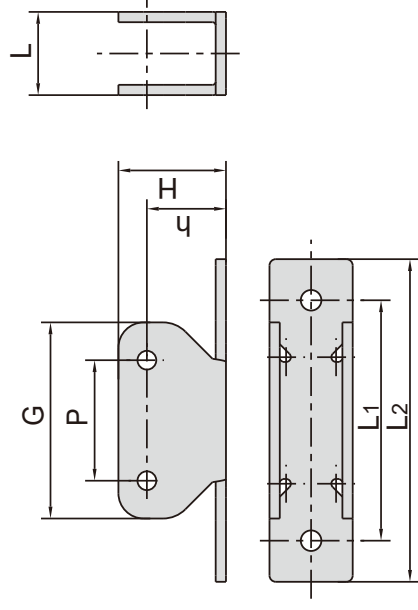
| 东华链号 Donghua Chain No. | P mm | G mm | L1 mm | L2 mm | C mm | h mm | H mm | alpha1 | alpha2 |
|------------------------------|---------|---------|----------|----------|---------|---------|---------|--------|--------|
| C2062F102 | 38.10 | 72.00 | 24.00 | 24.00 | 9.00 | 30.00 | 45.00 | 40° | 40° |

双节距输送链附件

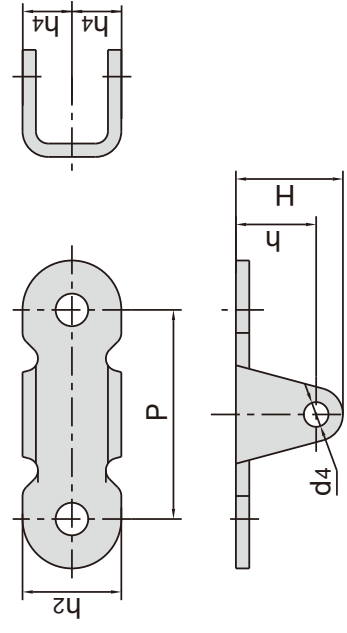
Double pitch conveyor chain attachments



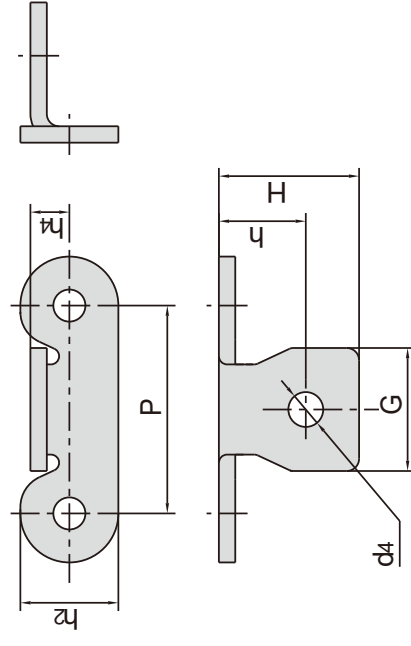
| 东华链号 Donghua Chain No. | P | G | h | H | A | B | C | D | E | d4 |
|------------------------------|-------|-------|-------|-------|-------|-------|------|-------|-------|----|
| C2062F82 | 38.10 | 74.00 | 60.00 | 80.00 | 25.00 | 10.00 | 5.00 | 30.00 | 55.00 | M6 |



| 东华链号 Donghua Chain No. | P | G | h | H | L | L1 | L2 |
|------------------------------|-------|-------|-------|-------|-------|-------|--------|
| C2062HU1F1 | 38.10 | 62.00 | 25.00 | 34.00 | 26.30 | 76.00 | 102.00 |



| 东华链号 Donghua Chain No. | P | h2 | h | h4 | H | d4 |
|------------------------------|-------|-------|-------|-------|-------|------|
| C2082F1AA1-D3 | 50.80 | 24.00 | 12.00 | 19.50 | 26.00 | 6.00 |

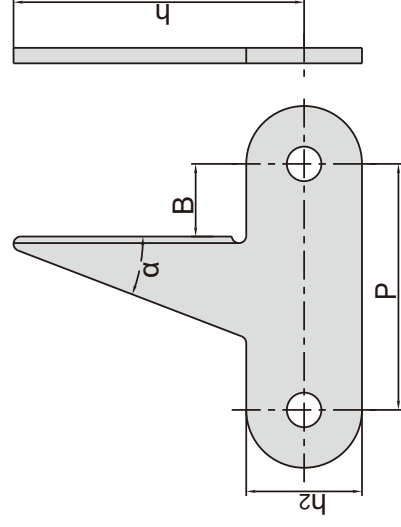


| 东华链号 Donghua Chain No. | P | G | h2 | h | h4 | H | d4 |
|------------------------------|-------|-------|-------|-------|------|-------|------|
| C2082HF76 | 50.80 | 30.00 | 24.00 | 21.20 | 9.50 | 34.20 | 8.50 |

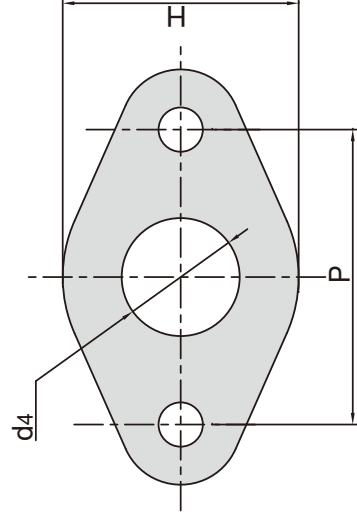
双节距输送链附件

Double pitch conveyor chain attachments

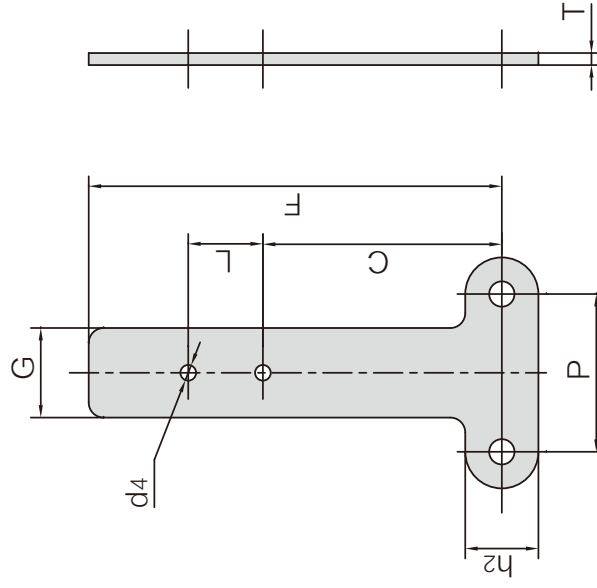
| 东华链号 Donghua Chain No. | P mm | h ₂ mm | h mm | B mm | α |
|------------------------------|---------|----------------------|---------|---------|-----|
| C2162F1 | 101.60 | 47.80 | 120.00 | 30.00 | 21° |



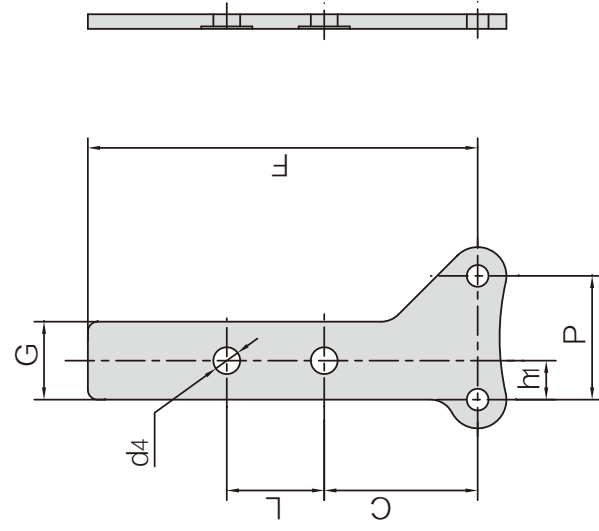
| 东华链号 Donghua Chain No. | P mm | H mm | d ₄ mm |
|------------------------------|---------|---------|----------------------|
| 220AHF1-1C | 63.50 | 50.80 | 25.40 |



| 东华链号 Donghua Chain No. | P mm | h ₂ mm | C mm | L mm | F mm | G mm | d ₄ mm | T mm |
|------------------------------|---------|----------------------|---------|---------|---------|---------|----------------------|---------|
| C210BSA2F2 | 31.75 | 14.70 | 48.00 | 15.00 | 83.00 | 18.00 | M4 | 1.70 |
| C210BSA2F4 | 31.75 | 14.70 | 48.00 | 15.00 | 83.00 | 18.00 | M4 | 1.42 |



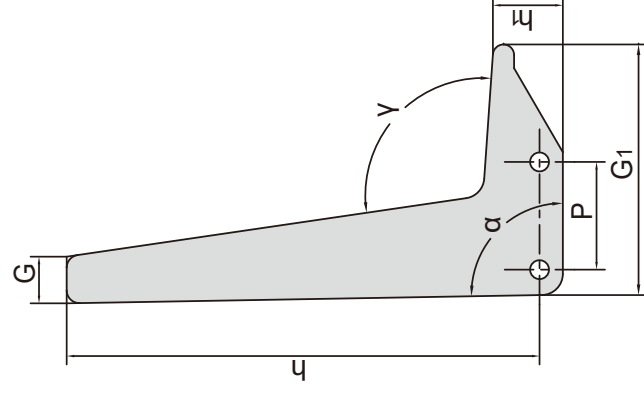
| 东华链号 Donghua Chain No. | P mm | h ₁ mm | C mm | L mm | F mm | G mm | d ₄ mm |
|------------------------------|---------|----------------------|---------|---------|---------|---------|----------------------|
| 208BF49 | 25.40 | 8.00 | 31.49 | 20.00 | 80.00 | 16.00 | 5.50 |



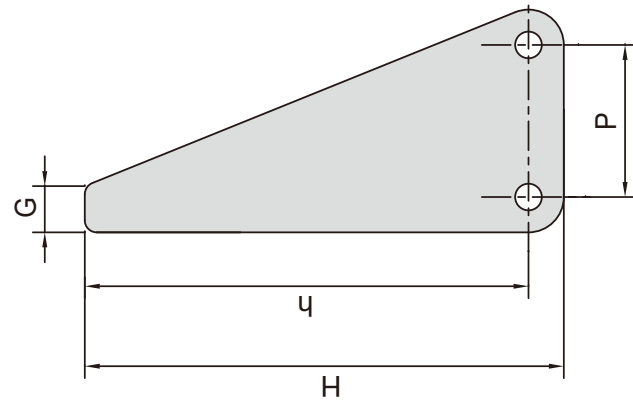
双节距输送链附件

Double pitch conveyor chain attachments

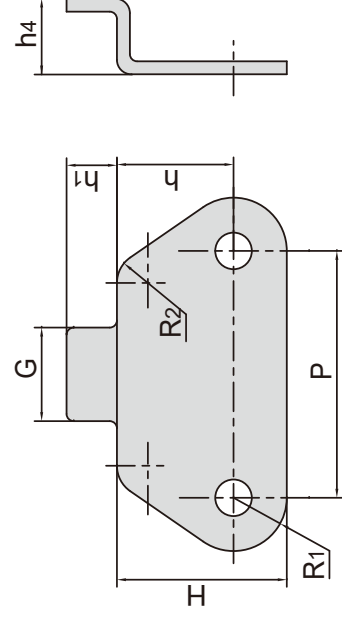
| 东华链号 Donghua Chain No. | P mm | G mm | G1 mm | h mm | h1 mm | α | Y |
|------------------------------|---------|---------|----------|---------|----------|----------|------|
| 208BF41 | 25.40 | 13.00 | 60.00 | 102.60 | 16.20 | 90° | 96° |
| 208BF43 | 25.40 | 14.66 | 60.00 | 94.10 | 16.20 | 90° | 96° |
| C208BF46 | 25.40 | 11.00 | 59.00 | 111.50 | 16.00 | 91° | 102° |



| 东华链号 Donghua Chain No. | P mm | G mm | h mm | H mm |
|------------------------------|---------|---------|---------|---------|
| 208BF42 | 25.40 | 7.70 | 74.10 | 80.00 |



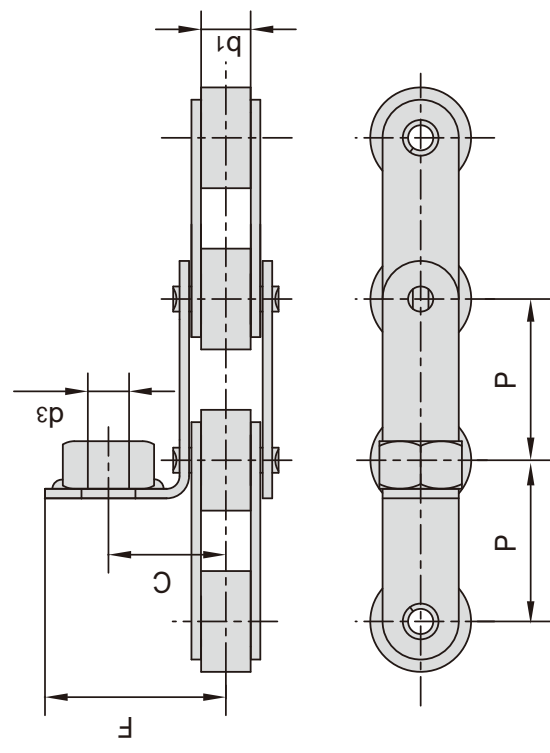
| 东华链号 Donghua Chain No. | P mm | G mm | h mm | h1 mm | H mm | h4 mm |
|------------------------------|---------|---------|---------|----------|---------|----------|
| 210BF3 | 34.25 | 13.00 | 16.20 | 7.00 | 23.60 | 10.50 |



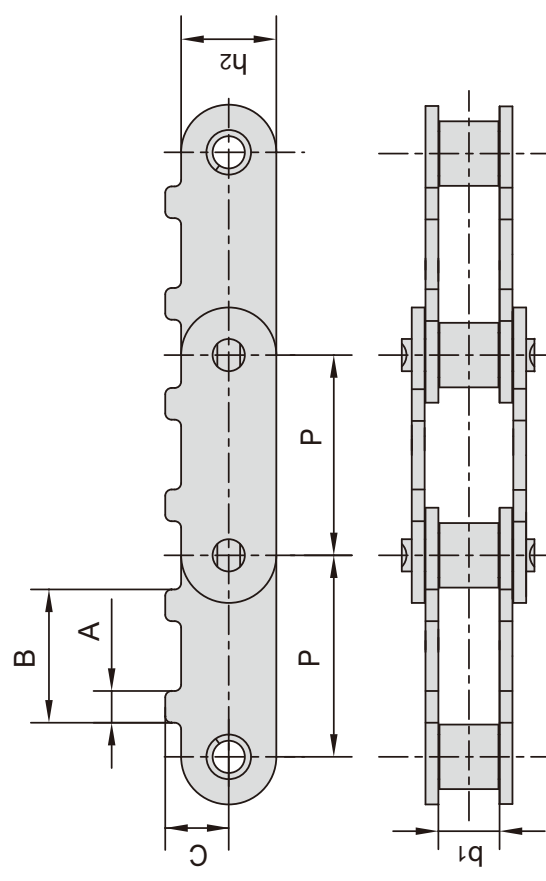
双节距带特殊附件输送链

Double pitch conveyor chains with special attachments

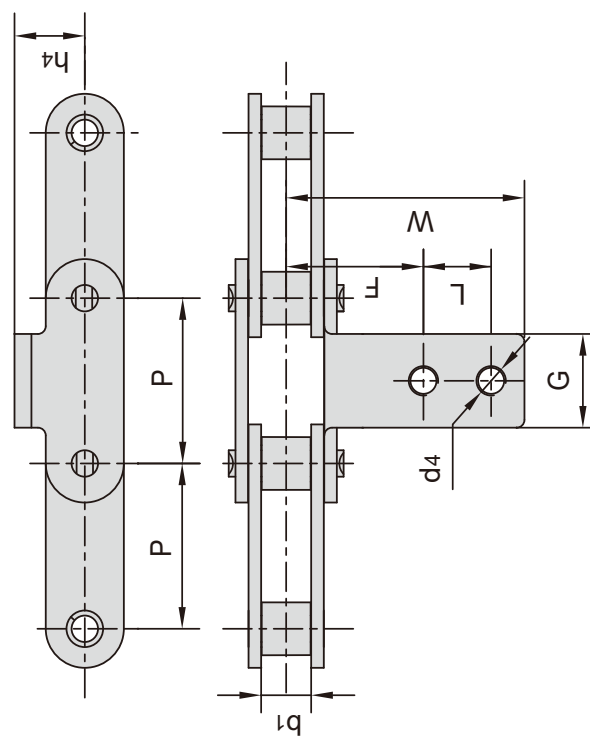
| 东华链号 Donghua Chain No. | P mm | b1 mm | C mm | F mm | d3 mm |
|------------------------------|---------|----------|---------|---------|----------|
| C2042F4 | 25.40 | 7.85 | 18.50 | 28.50 | M8 |
| C2062HF86 | 38.10 | 12.57 | 28.60 | 39.60 | 10.50 |
| C2062HF87 | 38.10 | 12.57 | 30.40 | 41.40 | 10.50 |



| 东华链号 Donghua Chain No. | P mm | b1 mm | h2 mm | A mm | B mm | C mm |
|------------------------------|---------|----------|----------|---------|---------|---------|
| C2050F9 | 31.75 | 9.4 | 15.0 | 5.0 | 21.0 | 10.0 |



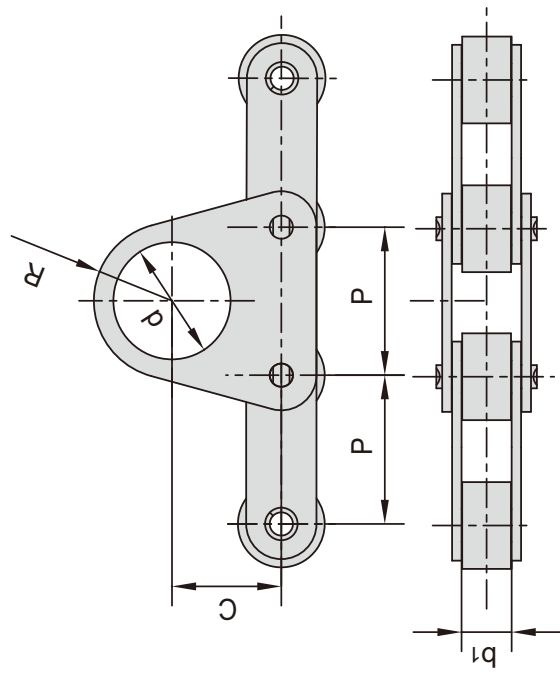
| 东华链号 Donghua Chain No. | P mm | b1 mm | G mm | L mm | F mm | W mm | h4 mm | d4 mm |
|------------------------------|---------|----------|---------|---------|---------|---------|----------|----------|
| C2050HF2 | 31.75 | 9.4 | 18.0 | 13.0 | 36.1 | 56.5 | 13.5 | M5 |



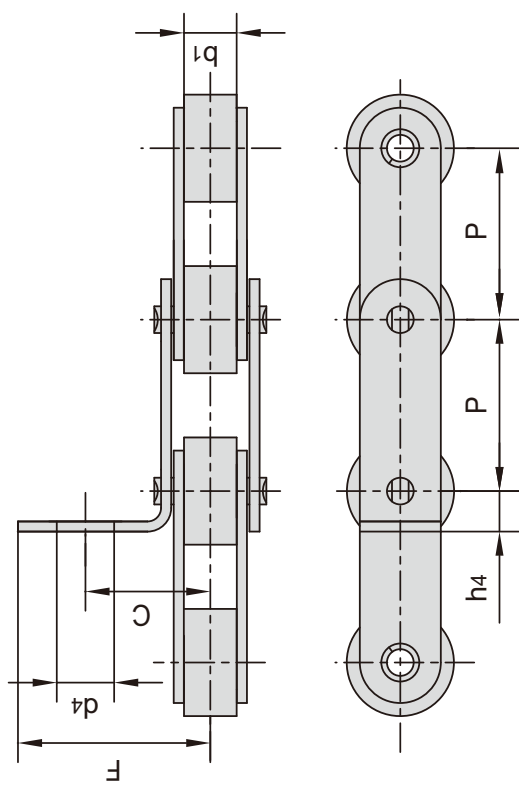
双节距带特殊附件输送链

Double pitch conveyor chains with special attachments

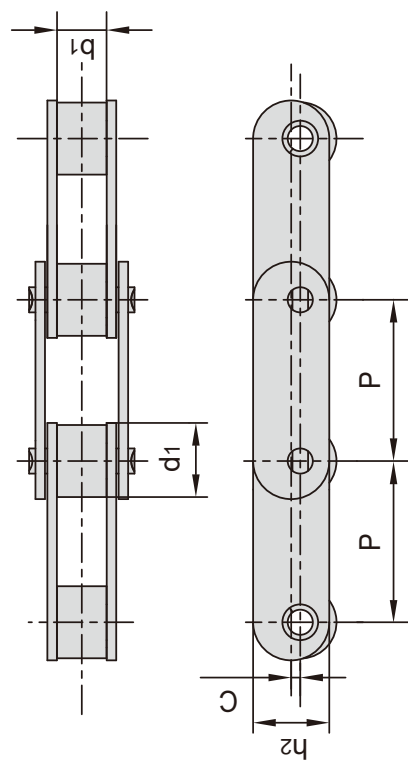
| 东华链号 Donghua Chain No. | P mm | b1 mm | C mm | d mm | R |
|------------------------------|---------|----------|---------|---------|----|
| C2062F5 | 38.1 | 12.57 | 28.0 | 30 | 20 |



| 东华链号 Donghua Chain No. | P mm | b1 mm | C mm | F mm | d4 mm | h4 mm |
|------------------------------|---------|----------|---------|---------|----------|----------|
| C2042F8 | 25.4 | 7.85 | 17.75 | 28 | 8.5 | 10 |
| C2062HF13 | 38.1 | 12.57 | 31.9 | 42.9 | 6 | 9.8 |
| C224AF2 | 76.2 | 25.22 | 52.7 | 77.75 | 13 | 26.8 |

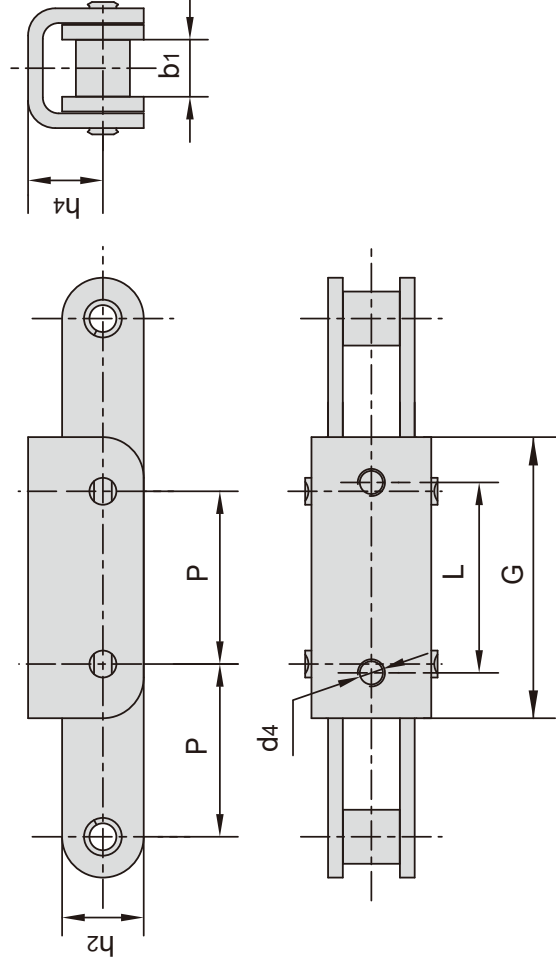


| 东华链号 Donghua Chain No. | P mm | b1 mm | C mm | h2 mm | d1 mm |
|------------------------------|---------|----------|---------|----------|----------|
| C2062F6 | 38.1 | 12.57 | 3.0 | 23.0 | 22.23 |
| C2082F8 | 50.8 | 15.75 | 3.5 | 25.0 | 28.58 |

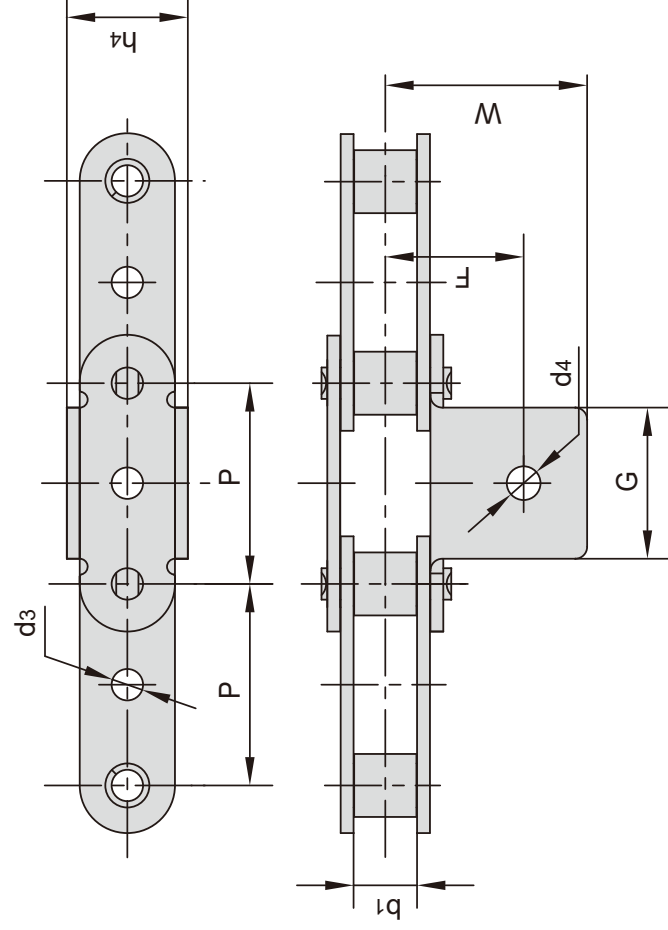


双节距带特殊附件输送带

Double pitch conveyor chains with special attachments



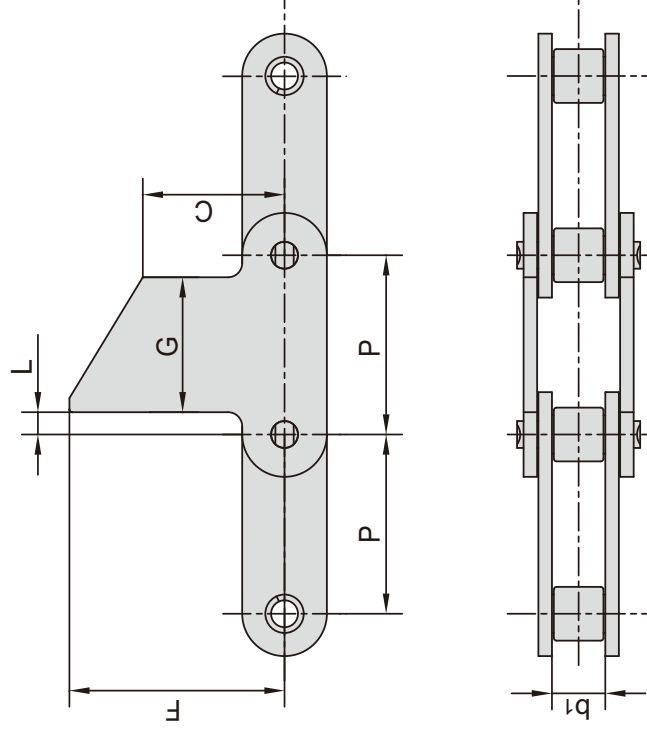
| 东华链号 Donghua Chain No. | P mm | b1 mm | L mm | G mm | d4 mm | h2 mm | h4 mm |
|------------------------------|---------|----------|---------|---------|----------|----------|----------|
| C2060H-U1F1 | 38.1 | 12.57 | 42.0 | 62.0 | M6 | 18.0 | 16.5 |



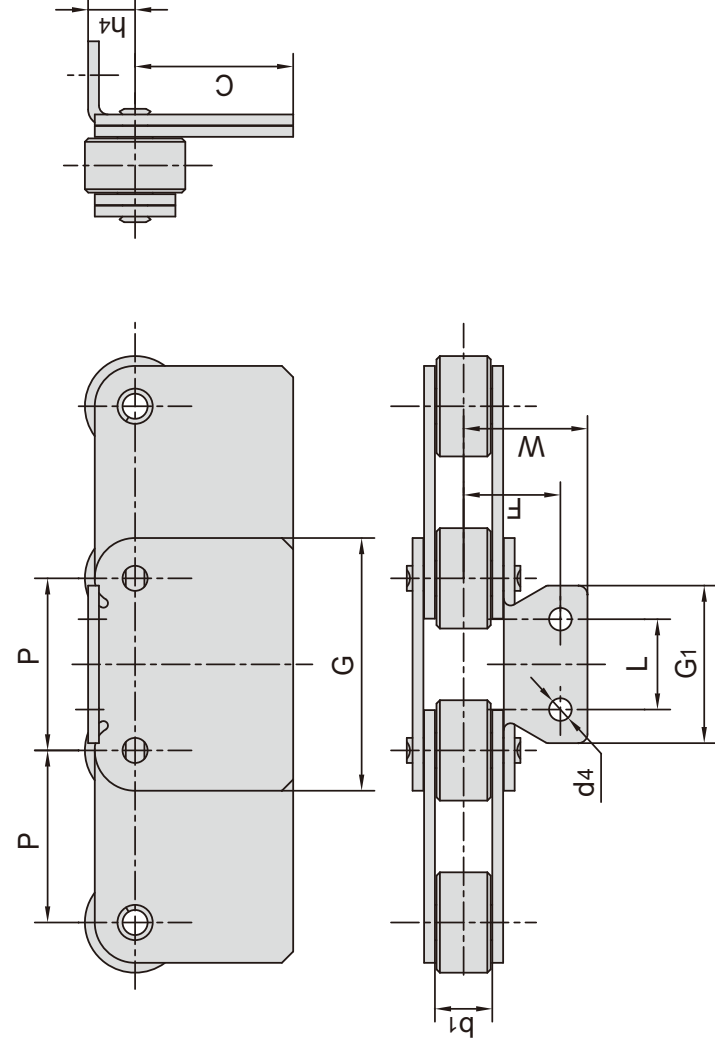
| 东华链号 Donghua Chain No. | P mm | b1 mm | G mm | F mm | W mm | h4 mm | d4 mm | d3 mm |
|------------------------------|---------|----------|---------|---------|---------|----------|----------|----------|
| C2080K1F4 | 50.8 | 15.75 | 38.1 | 40.0 | 56.0 | 30.5 | 8.5 | - |
| C2080HGF1 | 50.8 | 15.75 | 36.0 | 38.0 | 46.0 | 28.4 | 6.0 | 8.1 |

双节距带特殊附件输送链

Double pitch conveyor chains with special attachments



| 东华链号 Donghua Chain No. | P mm | b ₁ mm | L mm | G mm | C mm | F mm |
|------------------------------|---------|----------------------|---------|---------|---------|---------|
| C2060F110 | 38.10 | 12.57 | 5.00 | 30.00 | 15.00 | 30.00 |
| C2100HF4 | 63.50 | 18.90 | 7.90 | 47.80 | 50.80 | 76.20 |
| C2100HF5 | 63.50 | 18.90 | 7.90 | 47.80 | 95.30 | 133.40 |

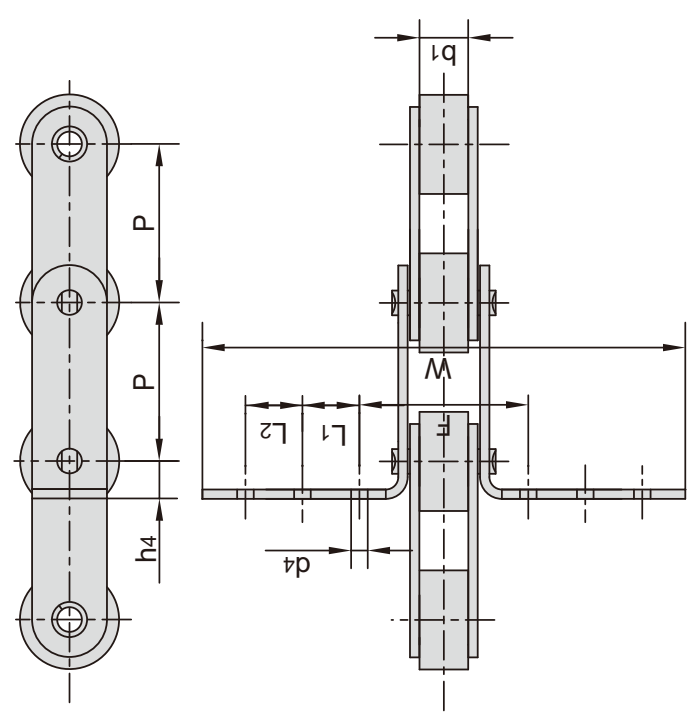


| 东华链号 Donghua Chain No. | P mm | b ₁ mm | L mm | G ₁ mm | G mm | h ₄ mm | d ₄ mm | C mm | F mm | W mm |
|------------------------------|---------|----------------------|---------|----------------------|---------|----------------------|----------------------|---------|---------|---------|
| C2082HWSA0F1 | 50.80 | 15.75 | - | 38.10 | 74.80 | 19.10 | 8.50 | 64.90 | 27.80 | 40.50 |
| C2082HF93 | 50.80 | 15.75 | - | 38.10 | 74.80 | 19.10 | - | 64.90 | - | 40.50 |
| C224ALK2F2 | 76.20 | 25.22 | 40.00 | 70.00 | 111.90 | 20.80 | 10.00 | 70.00 | 43.00 | 55.00 |

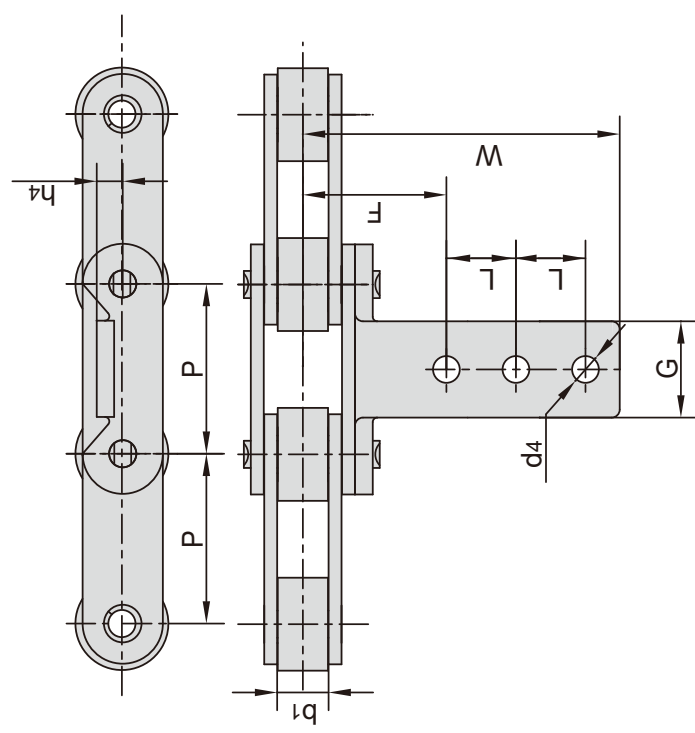
双节距带特殊附件输送链

Double pitch conveyor chains with special attachments

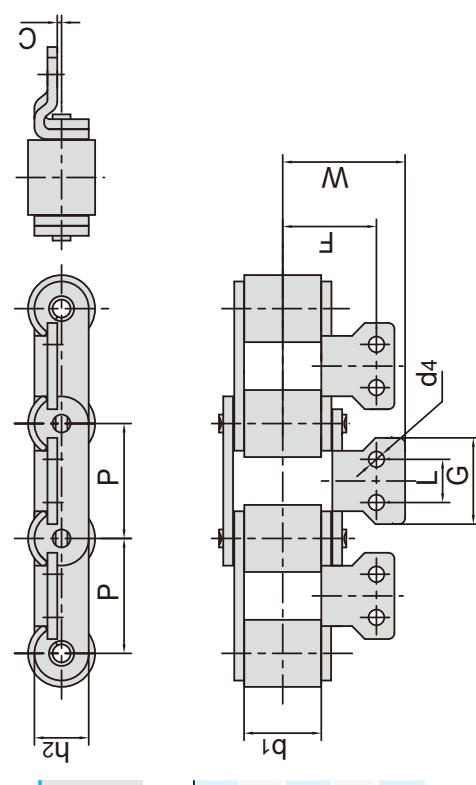
| 东华链号 Donghua Chain No. | P | b ₁ | L ₁ | L ₂ | F | W | h ₄ | d ₄ |
|------------------------------|------|----------------|----------------|----------------|-------|-------|----------------|----------------|
| | mm | mm | mm | mm | mm | mm | mm | mm |
| C2080HF6 | 50.8 | 15.75 | 43.0 | - | 60.0 | 160.0 | 20.45 | 5.5 |
| C2080HF11 | 50.8 | 15.75 | 30.0 | - | 110.0 | 210.0 | 19.00 | 8.2 |
| C2080HF78 | 50.8 | 15.75 | 42.5 | - | 63.5 | 163.5 | 21.20 | 5.0 |
| C2100HF2 | 63.5 | 18.90 | 52.5 | 52.5 | 70.0 | 300.0 | 30.00 | 5.5 |
| C224AHF8A2 | 76.2 | 25.22 | 40.0 | - | 118.0 | 238.0 | 28.50 | 12.0 |



| 东华链号 Donghua Chain No. | P | b ₁ | G | L | F | W | h ₄ | d ₄ |
|------------------------------|------|----------------|------|------|------|-------|----------------|----------------|
| | mm | mm | mm | mm | mm | mm | mm | mm |
| C2082HF4 | 50.8 | 15.75 | 28.6 | 50.8 | 57.4 | 181.4 | 8.7 | 11.1 |



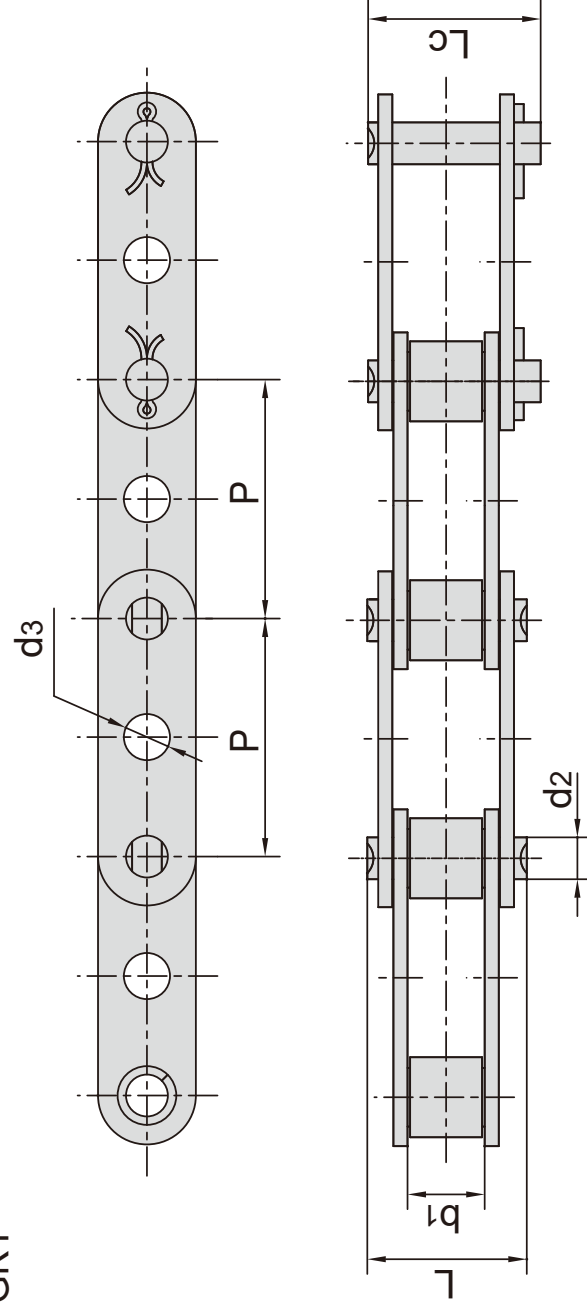
| 东华链号 Donghua Chain No. | P | b ₁ | h ₂ | G | L | F | W | d ₄ | C |
|------------------------------|-------|----------------|----------------|------|------|------|------|----------------|------|
| | mm | mm | mm | mm | mm | mm | mm | mm | mm |
| C2050A6 | 31.75 | 9.4 | 15.0 | 16.0 | - | 23.4 | 32.8 | 5.5 | 0.50 |
| C2052F11 | 31.75 | 9.4 | 15.0 | 16.0 | - | 26.6 | 34.6 | 6.2 | 0.50 |
| C2062HF63A2F1 | 38.10 | 25.4 | 18.0 | 28.6 | 14.4 | 34.5 | 40.0 | 5.2 | 1.43 |
| C2062HF63A2F4 | 38.10 | 25.4 | 18.0 | 28.6 | 14.4 | 69.0 | 87.0 | 5.2 | 1.45 |
| C2062HF77A2 | 38.10 | 25.4 | 18.0 | 33.0 | 16.3 | 39.0 | 47.0 | 8.5 | 5.30 |



双节距带特殊附件输送带

Double pitch conveyor chains with special attachments

GK1

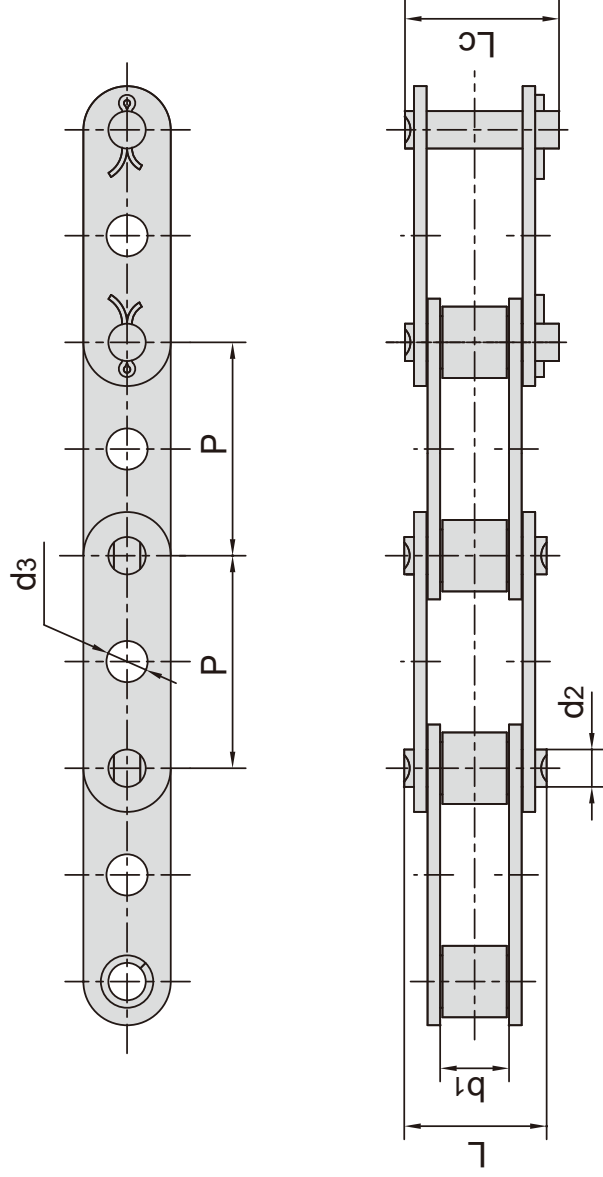


| ISO 链号 ISO Chain No. | ANSI 链号 ANSI Chain No. | P mm | b ₁ mm | d ₂ mm | d ₃ mm | L mm | L _c mm |
|-------------------------------|---------------------------------|---------|----------------------|----------------------|----------------------|---------|----------------------|
| C208A | C2040 | 25.40 | 7.85 | 3.96 | 4.1 | 16.6 | 18.8 |
| C208AL | C2042 | | | | | | |
| C210A | C2050 | 31.75 | 9.40 | 5.08 | 5.1 | 20.7 | 23.3 |
| C210AL | C2052 | | | | | | |
| C212A | C2060 | 38.10 | 12.57 | 5.94 | 6.1 | 25.9 | 28.3 |
| C212AL | C2062 | | | | | | |
| C212AH | C2060H | 38.10 | 12.57 | 5.94 | 6.1 | 29.2 | 31.6 |
| C212AHL | C2062H | | | | | | |
| C216A | C2080 | 50.80 | 15.75 | 7.92 | 8.1 | 32.7 | 36.5 |
| C216AL | C2082 | | | | | | |
| C216AH | C2080H | 50.80 | 15.75 | 7.92 | 8.1 | 36.2 | 39.4 |
| C216AHL | C2082H | | | | | | |
| C220A | C2100 | 63.50 | 18.90 | 9.53 | 10.1 | 40.4 | 44.7 |
| C220AL | C2102 | | | | | | |
| C220AH | C2100H | 63.50 | 18.90 | 9.53 | 10.1 | 43.6 | 46.9 |
| C220AHL | C2102H | | | | | | |

双节距带特殊附件输送带

Double pitch conveyor chains with special attachments

GK1

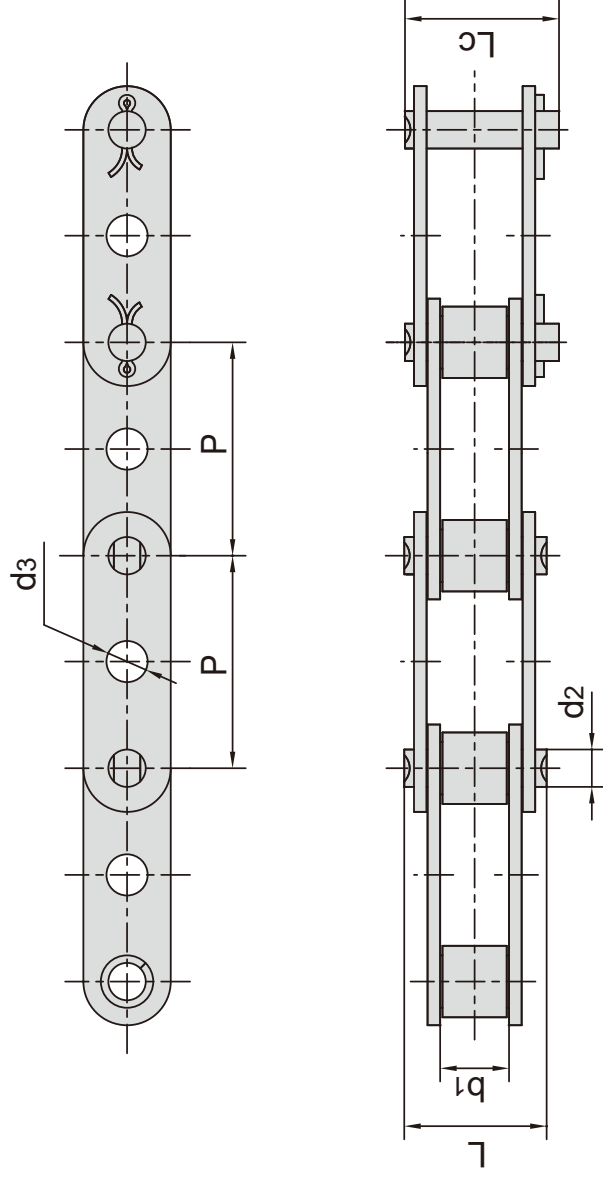


| 东华链号 Donghua Chain No. | P | b1 | d2 | d3 | L | Lc |
|------------------------------|-------|-------|------|------------|-------|-------|
| | mm | mm | mm | mm | mm | mm |
| C2040GKF6 | 25.40 | 7.85 | 3.96 | 6.10 | 16.60 | 18.80 |
| C2040GKF7 | 25.40 | 7.85 | 3.96 | 6.35/7.92 | 17.00 | 18.80 |
| C2050F73GK | 31.75 | 9.40 | 5.08 | 6.10 | 21.38 | 23.98 |
| C2050GKF10 | 31.75 | 9.40 | 5.08 | 5.00 | 20.70 | 23.30 |
| C2050GKF13 | 31.75 | 9.40 | 5.08 | 5.20 | 20.70 | 23.30 |
| C2050GKF14 | 31.75 | 9.40 | 5.08 | 6.00 | 20.70 | 23.30 |
| C2050GKF15 | 31.75 | 9.40 | 5.08 | 6.50 | 20.70 | 23.30 |
| C2050GKF2 | 31.75 | 9.40 | 5.08 | 8.10 | 20.70 | 22.20 |
| C2050GKF3 | 31.75 | 9.40 | 5.08 | 8.10 | 20.70 | 22.20 |
| C2050GKF4 | 31.75 | 9.40 | 5.08 | 7.00 | 20.70 | 22.20 |
| C2050GKF5 | 31.75 | 9.40 | 5.08 | 7.10 | 20.70 | 22.20 |
| C2050GKF6 | 31.75 | 9.40 | 5.08 | 6.00 | 20.70 | 22.20 |
| C2050GKF7 | 31.75 | 9.40 | 5.08 | 6.10 | 20.70 | 22.20 |
| C2050GKF8 | 31.75 | 9.40 | 5.08 | 8.30 | 20.70 | 22.20 |
| C2050HGK | 31.75 | 9.40 | 5.08 | 8.20 | 22.10 | 23.40 |
| C2050HGKF1 | 31.75 | 9.40 | 5.08 | 7.00 | 22.10 | 23.40 |
| C2052HGKF3 | 31.75 | 9.40 | 5.08 | 6.00 | 22.10 | 23.40 |
| C2050HGKF4 | 31.75 | 9.40 | 5.08 | 8.10 | 22.10 | 23.40 |
| C2050HGKF5NP | 31.75 | 9.40 | 5.08 | 6.50 | 22.10 | 24.50 |
| C2050HGKF17 | 31.75 | 9.40 | 5.08 | 6.10 | 22.10 | 24.50 |
| C2060GKF1 | 38.10 | 12.57 | 5.94 | 8.00 | 25.90 | 27.70 |
| C2060GKF2 | 38.10 | 12.57 | 5.94 | 8.10 | 25.90 | 27.70 |
| C2060GKF3 | 38.10 | 12.57 | 5.94 | 6.20 | 25.90 | 27.70 |
| C2060GKF8 | 38.10 | 12.57 | 5.94 | 8.80 | 25.90 | 27.70 |
| C2060GKF18 | 38.10 | 12.57 | 5.94 | 5.50/10.00 | 25.90 | 28.30 |
| C2060HGKF3 | 38.10 | 12.57 | 5.94 | 8.20 | 29.20 | 31.60 |

双节距带特殊附件输送链

Double pitch conveyor chains with special attachments

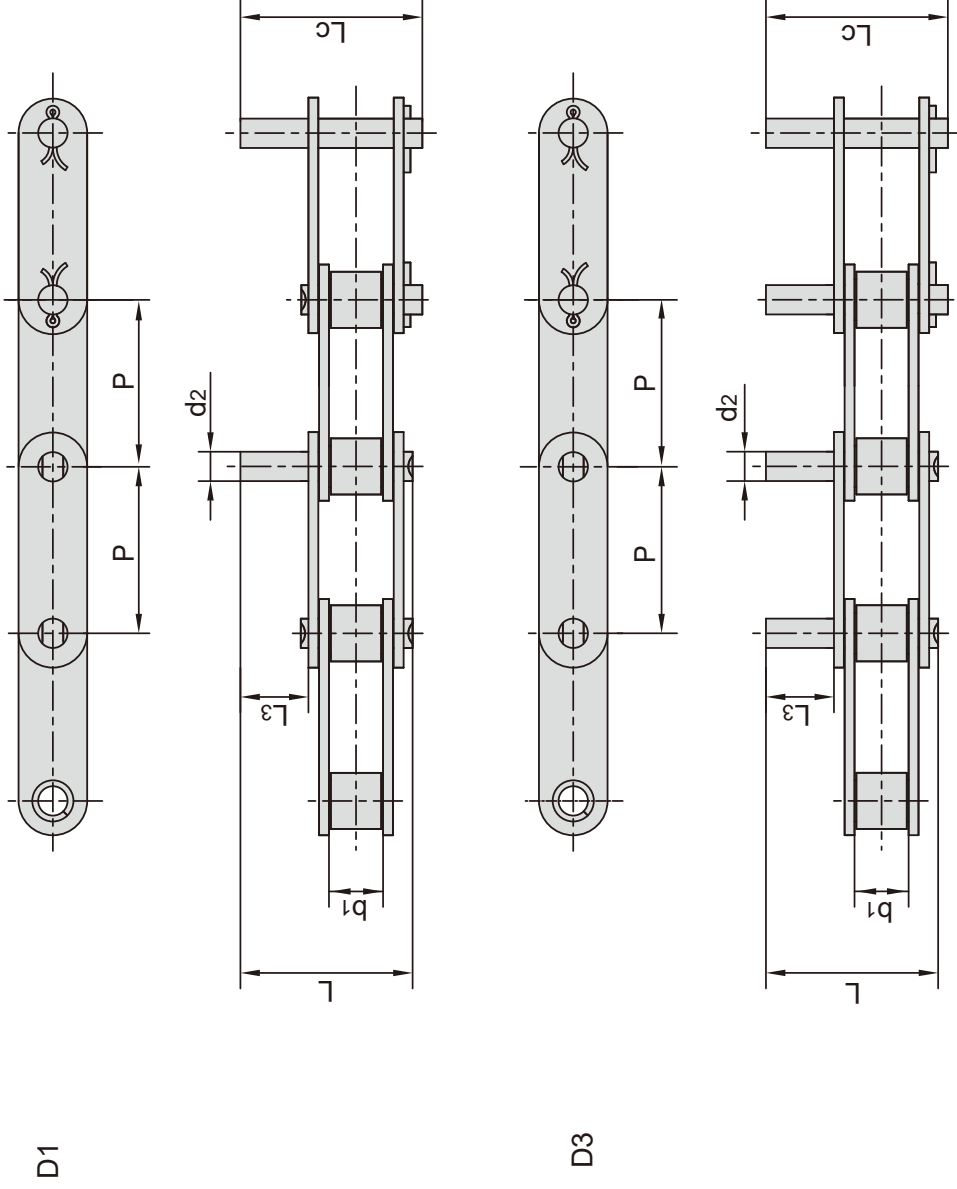
GK1



| 东华链号 Donghua Chain No. | P | b ₁ | d ₂ | d ₃ | L | L _c |
|------------------------------|-------|----------------|----------------|----------------|-------|----------------|
| | mm | mm | mm | mm | mm | mm |
| C2060HGKF4 | 38.10 | 12.57 | 5.94 | 8.30 | 29.20 | 31.60 |
| C2060HGKF5 | 38.10 | 12.57 | 5.94 | 6.00 | 29.20 | 31.60 |
| C2060HGKF6 | 38.10 | 12.57 | 5.94 | 8.33 | 29.20 | 31.60 |
| C2060HGKF7 | 38.10 | 12.57 | 5.94 | 10.00 | 29.20 | 31.60 |
| C2060HGKF10 | 38.10 | 12.57 | 5.94 | 8.80 | 29.20 | 31.60 |
| C2060HGKF22 | 38.10 | 12.57 | 5.94 | 8.20 | 28.70 | 29.30 |
| C2060HGKF24 | 38.10 | 12.57 | 5.94 | 10.60 | 29.20 | 31.60 |
| C2060HF9 | 38.10 | 12.57 | 5.94 | 7.95 | 29.20 | 31.60 |
| C2060HF69GK | 38.10 | 12.57 | 5.94 | 8.33 | 28.70 | 30.80 |
| C2062GKF25 | 38.10 | 12.57 | 5.94 | 8.00 | 25.90 | 28.30 |
| C2080HGKF2 | 50.80 | 15.75 | 7.92 | 7.90 | 36.20 | 39.40 |
| C2080HGKF6 | 50.80 | 15.75 | 7.92 | 11.00 | 36.20 | 39.40 |
| C2080HGKF12 | 50.80 | 15.75 | 7.92 | 10.97 | 36.20 | 38.90 |
| C2082GKF14 | 50.80 | 15.75 | 7.92 | 10.97 | 36.20 | 38.90 |
| C2082GKF15 | 50.80 | 15.75 | 7.92 | 10.95 | 36.20 | 38.90 |
| C2082GKF16 | 50.80 | 15.75 | 7.92 | 11.00 | 32.70 | 36.50 |
| C2082GKF17 | 50.80 | 15.75 | 7.92 | 10.30 | 32.70 | 36.50 |
| C2100F26GK | 63.50 | 10.40 | 9.53 | 14.60/17.50 | 23.90 | - |
| C2100SLRF26GK | 63.50 | 10.10 | 9.53 | 14.58/17.60 | 23.80 | - |
| C220AGK | 63.50 | 18.90 | 9.53 | 8.00 | 40.40 | 44.70 |
| C208BGKF1 | 25.40 | 7.75 | 4.45 | 6.00 | 16.70 | 18.20 |
| C208BGKF3 | 25.40 | 7.75 | 4.45 | 4.50 | 17.70 | 20.10 |
| C208BGKF4 | 25.40 | 7.75 | 4.45 | 6.10 | 16.70 | 18.20 |
| C208BGKF6 | 25.40 | 7.75 | 4.45 | 6.00 | 16.70 | 19.30 |
| C208BGKF7SLR | 25.40 | 7.75 | 4.45 | 6.00 | 17.70 | 20.10 |
| C210BF2GK | 31.75 | 7.00 | 5.08 | 5.97 | 16.50 | - |

双节距加长销输送链

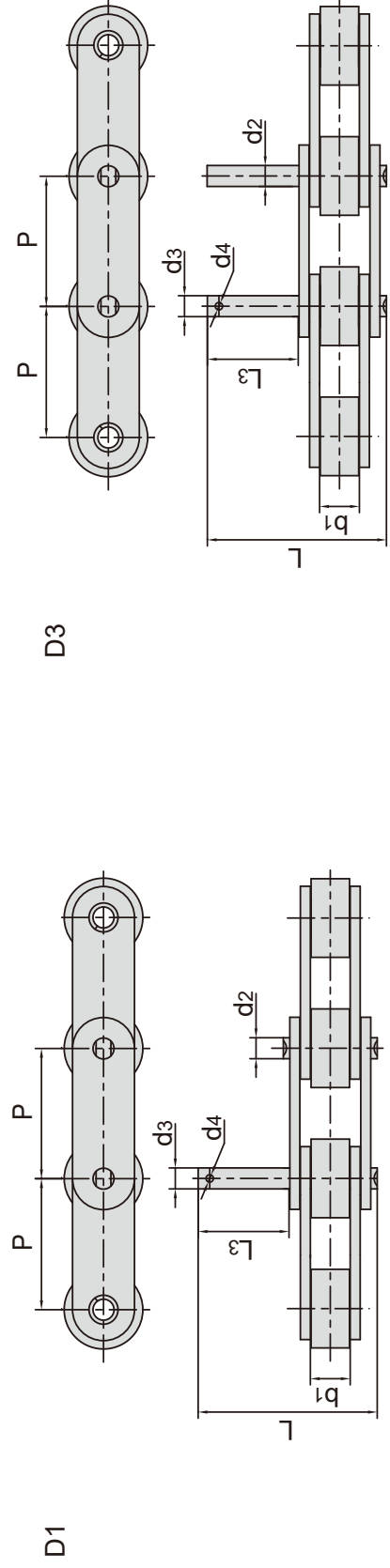
Double pitch conveyor chains with extended pins



| ISO 链号 ISO Chain No. | ANSI 链号 ANSI Chain No. | P mm | b1 mm | d2 mm | L3 mm | L mm | Lc mm |
|-------------------------------|---------------------------------|---------|----------|----------|----------|---------|----------|
| C208A | C2040 | 25.40 | 7.85 | 3.96 | 9.5 | 25.1 | 26.2 |
| C208AL | C2042 | | | | | | |
| C210A | C2050 | 31.75 | 9.40 | 5.08 | 11.9 | 31.3 | 33.1 |
| C210AL | C2052 | | | | | | |
| C212A | C2060 | 38.10 | 12.57 | 5.94 | 14.3 | 38.6 | 40.6 |
| C212AL | C2062 | | | | | | |
| C212AH | C2060H | 38.10 | 12.57 | 5.94 | 14.3 | 42.0 | 43.8 |
| C212AHL | C2062H | | | | | | |
| C216A | C2080 | 50.80 | 15.75 | 7.92 | 19.1 | 50.3 | 53.3 |
| C216AL | C2082 | | | | | | |
| C216AH | C2080H | 50.80 | 15.75 | 7.92 | 19.1 | 53.5 | 55.0 |
| C216AHL | C2082H | | | | | | |
| C220A | C2100 | 63.50 | 18.90 | 9.53 | 23.8 | 61.8 | 66.1 |
| C220AL | C2102 | | | | | | |
| C220AH | C2100H | 63.50 | 18.90 | 9.53 | 23.8 | 65.0 | 68.3 |
| C220AHL | C2102H | | | | | | |
| C224AH | C2120H | 76.20 | 25.22 | 11.10 | 28.6 | 79.6 | 83.6 |
| C224AHL | C2122H | | | | | | |
| C232AH | C2160H | 101.60 | 31.75 | 14.27 | 38.1 | 103.0 | 107.8 |
| C232AHL | C2162H | | | | | | |

双节距加长销输送链

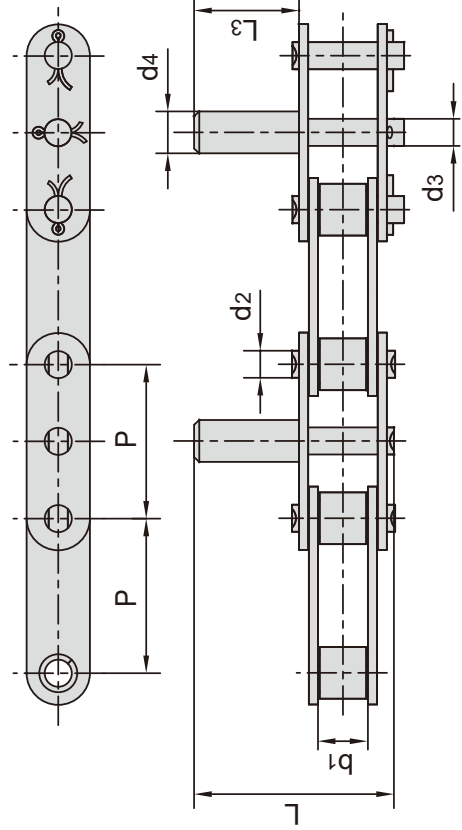
Double pitch conveyor chains with extended pins



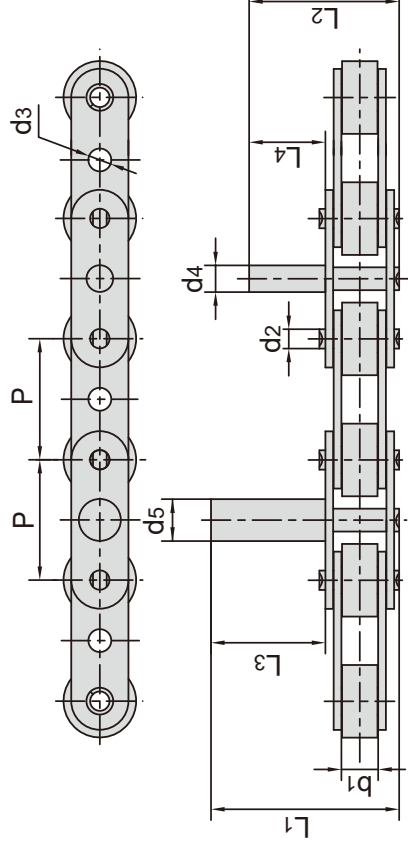
| 东华链号 Donghua Chain No. | P | b1 | L3 | L | d2 | d3 | d4 |
|------------------------------|--------|-------|-------|-------|------|-------|------|
| | mm | mm | mm | mm | mm | mm | mm |
| 2040-D3F12 | 25.400 | 7.85 | 8.00 | 23.70 | 3.96 | 6.00 | - |
| 208B-D3F17 | 25.400 | 7.75 | 19.40 | 35.10 | 4.45 | 4.65 | 1.60 |
| C2040-D1F23 | 25.400 | 7.85 | 37.00 | 52.60 | 3.96 | 5.50 | - |
| C2040-D3F13 | 25.400 | 7.85 | 31.75 | 47.35 | 3.96 | 7.94 | - |
| C2040-D3F15 | 25.400 | 7.85 | 20.40 | 36.00 | 3.96 | 4.45 | 1.50 |
| C2042-D1F20 | 25.400 | 7.85 | 35.00 | 51.00 | 3.96 | 6.00 | - |
| C208B-D3F19 | 25.400 | 7.75 | 15.20 | 31.00 | 4.48 | 8.30 | - |
| 210B-D1F3 | 31.750 | 9.65 | 33.00 | 51.40 | 5.08 | 8.00 | - |
| C2052-D13F2 | 31.750 | 9.40 | 23.40 | 43.00 | 5.08 | 6.00 | - |
| C2052-D1F23 | 31.750 | 9.40 | 40.00 | 59.70 | 5.08 | 6.35 | - |
| C2052-D1F27 | 31.750 | 9.40 | 20.00 | 41.10 | 5.08 | 9.00 | - |
| C2052-D1F28 | 31.750 | 9.40 | 21.00 | 42.10 | 5.08 | 9.30 | - |
| C2052-D1F52 | 31.750 | 9.40 | 30.00 | 49.50 | 5.08 | 9.00 | - |
| C2052-D1F54 | 31.750 | 9.40 | 22.00 | 41.60 | 5.08 | 5.08 | 1.80 |
| C2052-D1F71 | 31.750 | 9.40 | 20.00 | 41.10 | 5.08 | 7.00 | - |
| C2052-D1F72 | 31.750 | 9.40 | 50.00 | 71.20 | 5.08 | 8.00 | - |
| C2052-D3F20 | 31.750 | 9.40 | 22.00 | 41.60 | 5.08 | 5.70 | - |
| C2052F56-D1SS | 31.750 | 9.00 | 25.70 | 49.90 | 5.08 | 5.55 | - |
| C2060H-D1F57 | 38.100 | 12.57 | 35.00 | 52.80 | 5.94 | 10.00 | - |
| C2060H-D3F44 | 38.100 | 12.57 | 25.00 | 55.50 | 5.94 | M8 | - |
| C2060SLR-D3F55 | 38.100 | 12.57 | 14.30 | 40.50 | 5.94 | 5.94 | 2.00 |
| C2062-D1F32 | 38.100 | 12.57 | 18.50 | 43.00 | 5.94 | 9.00 | - |
| C2062-D1F40 | 38.100 | 12.57 | 30.00 | 54.60 | 5.94 | 8.00 | - |
| C2062-D1F54 | 38.100 | 12.57 | 25.00 | 49.40 | 5.94 | 7.95 | 2.50 |
| C2062-D3F31 | 38.100 | 12.57 | 35.00 | 59.50 | 5.94 | 10.00 | - |
| C2062H-D1F47 | 38.100 | 12.57 | 30.00 | 57.80 | 5.94 | 7.95 | 2.50 |
| C2062H-D1F58 | 38.100 | 12.57 | 29.20 | 57.00 | 5.94 | 9.80 | - |
| C2062H-D1F68 | 38.100 | 12.57 | 26.00 | 53.80 | 5.94 | 5.94 | 2.00 |
| C2062HF99 | 38.100 | 12.57 | 50.00 | 80.80 | 5.94 | 10.00 | - |
| C2062HNP-D1F59 | 38.100 | 12.57 | 22.20 | 50.20 | 5.94 | 12.70 | - |
| 216B-D1F4 | 50.800 | 17.02 | 20.00 | 54.10 | 8.28 | 12.00 | - |
| C2082-D1F21 | 50.800 | 15.75 | 24.50 | 55.60 | 7.92 | 12.00 | - |
| C2082-D1F8 | 50.800 | 15.75 | 30.00 | 61.20 | 7.92 | 8.50 | - |
| C2082H-D1F10 | 50.800 | 15.75 | 30.00 | 64.40 | 7.92 | 8.50 | - |
| C2082H-D1F12 | 50.800 | 15.75 | 20.00 | 54.20 | 7.92 | 9.00 | 3.20 |
| C2082H-D1F22 | 50.800 | 15.75 | 25.40 | 60.00 | 7.92 | 15.88 | - |
| C2102H-D3F5 | 63.500 | 18.90 | 37.00 | 78.50 | 9.53 | 9.53 | 2.50 |

双节距加长销输送链

Double pitch conveyor chains with extended pins



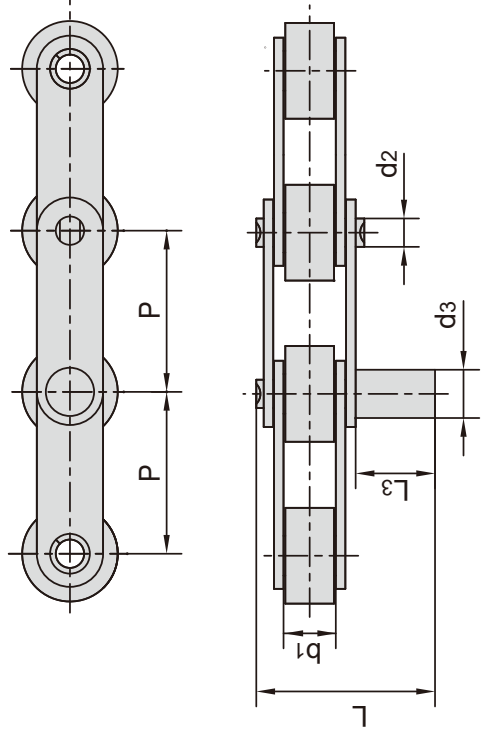
| 东华链号 Donghua Chain No. | P | b1 | d2 | d3 | d4 | L3 | L |
|------------------------------|-------|-------|------|------|-------|-------|-------|
| | mm | mm | mm | mm | mm | mm | mm |
| C2052F2 | 31.75 | 9.40 | 5.08 | 6.00 | 7.00 | 20.00 | 39.80 |
| C2052F14 | 31.75 | 9.40 | 5.08 | 6.00 | 7.00 | 21.00 | 40.40 |
| C2050GKF12 | 31.75 | 9.40 | 5.08 | 5.08 | 5.08 | 11.90 | 34.00 |
| C2050GKF13 | 31.75 | 9.40 | 5.08 | 5.20 | 10.00 | 35.00 | 54.60 |
| C2052-D5F26 | 31.75 | 9.40 | 5.08 | 6.35 | 8.76 | 19.90 | 39.50 |
| C2052-D5F27 | 31.75 | 9.40 | 5.08 | 6.35 | 7.11 | 19.70 | 39.00 |
| C2060H-D23 | 38.10 | 12.57 | 5.94 | 8.80 | 12.70 | 41.30 | 69.30 |
| C2060H-D24 | 38.10 | 12.57 | 5.94 | 7.95 | 12.70 | 44.80 | 65.60 |
| C2060H-D31 | 38.10 | 12.57 | 5.94 | 7.95 | 16.00 | 45.00 | 73.00 |
| C2060H-D5F4 | 38.10 | 12.57 | 5.94 | 7.95 | 12.70 | 50.00 | 77.80 |
| C2060HF9 | 38.10 | 12.57 | 5.94 | 7.95 | 12.70 | 41.30 | 69.30 |
| C2060HF10 | 38.10 | 12.57 | 5.94 | 7.70 | 14.30 | 41.30 | 69.30 |
| C2060HF75 | 38.10 | 12.57 | 5.94 | 6.00 | 8.00 | 27.50 | 55.50 |
| C2062-D38 | 38.10 | 12.57 | 5.94 | 5.94 | 11.10 | 24.20 | 48.60 |
| C2062-D39 | 38.10 | 12.57 | 5.94 | 5.94 | 13.30 | 32.20 | 56.60 |
| C2062H-D41 | 38.10 | 12.57 | 5.94 | 9.53 | 9.50 | 22.20 | 50.00 |
| C2062HGKF17-D5F1 | 38.10 | 12.57 | 5.94 | 7.95 | 13.30 | 32.20 | 60.20 |
| C212AHF3 | 38.10 | 12.57 | 5.94 | 8.08 | 10.00 | 35.00 | 63.00 |
| C212AHF7 | 38.10 | 12.57 | 5.94 | 5.94 | 12.70 | 41.20 | 69.20 |
| C212AHF8 | 38.10 | 12.57 | 5.94 | 8.00 | 10.00 | 35.00 | 63.00 |
| C212AHL-D4 | 38.10 | 12.57 | 5.94 | 5.94 | 8.00 | 25.00 | 53.00 |



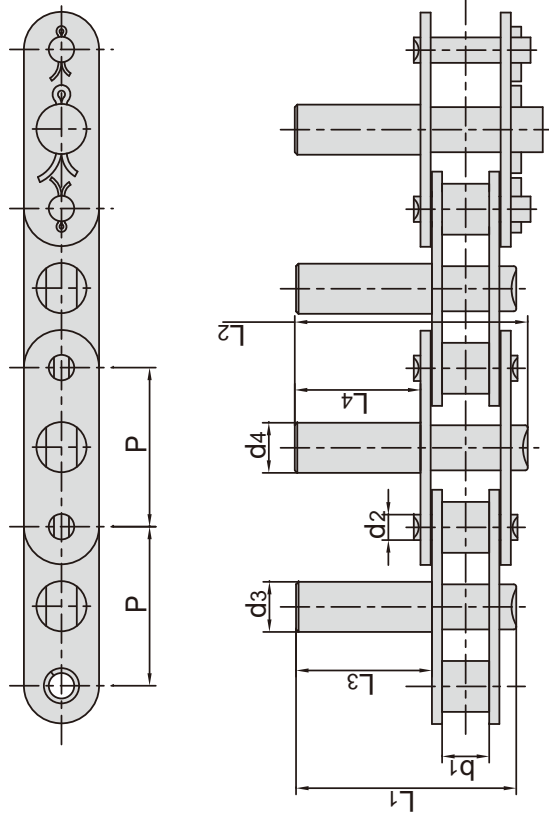
| 东华链号 Donghua Chain No. | P | b1 | d2 | d4 | d5 | L1 | L3 | L4 | L2 |
|------------------------------|-------|-----|------|-----|------|------|------|------|------|
| | mm | mm | mm | mm | mm | mm | mm | mm | mm |
| C2052F1 | 31.75 | 9.4 | 5.08 | 7.0 | 11.0 | 49.8 | 30.0 | 20.0 | 39.8 |

双节距加长销输送链

Double pitch conveyor chains with extended pins



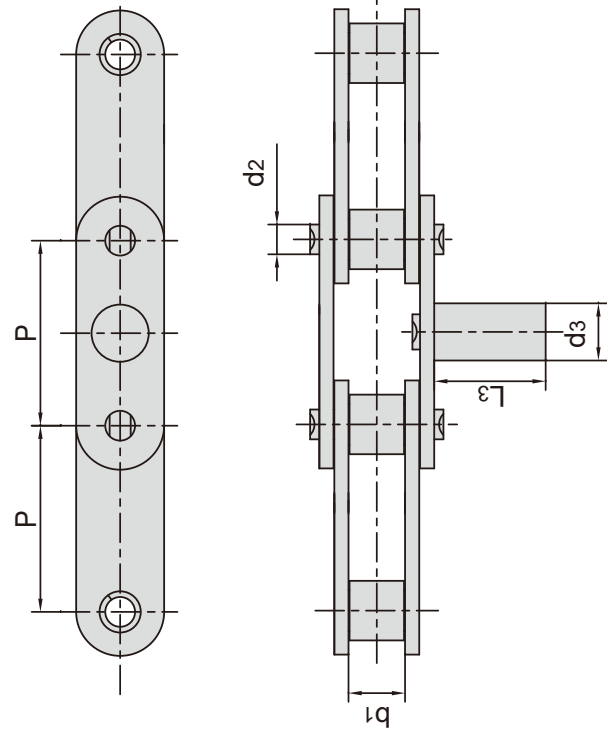
| 东华链号 Donghua Chain No. | P mm | b1 mm | d2 mm | d3 mm | L3 mm | L mm |
|------------------------------|---------|----------|----------|----------|----------|---------|
| C2052DF1 | 31.75 | 9.40 | 5.08 | 7.50 | 14.15 | 33.6 |
| C210AF4 | 31.75 | 9.40 | 5.08 | 11.00 | 34.00 | 53.7 |
| C2052-D4 | 31.75 | 9.40 | 5.08 | 6.00 | 32.40 | 52.0 |
| C2050-D5 | 31.75 | 9.40 | 5.08 | 8.00 | 40.00 | 59.7 |
| C212AHL-D4 | 38.10 | 12.57 | 5.94 | 8.00 | 25.00 | 53.0 |
| C2062-D6 | 38.10 | 12.57 | 5.94 | 12.00 | 25.00 | 49.7 |



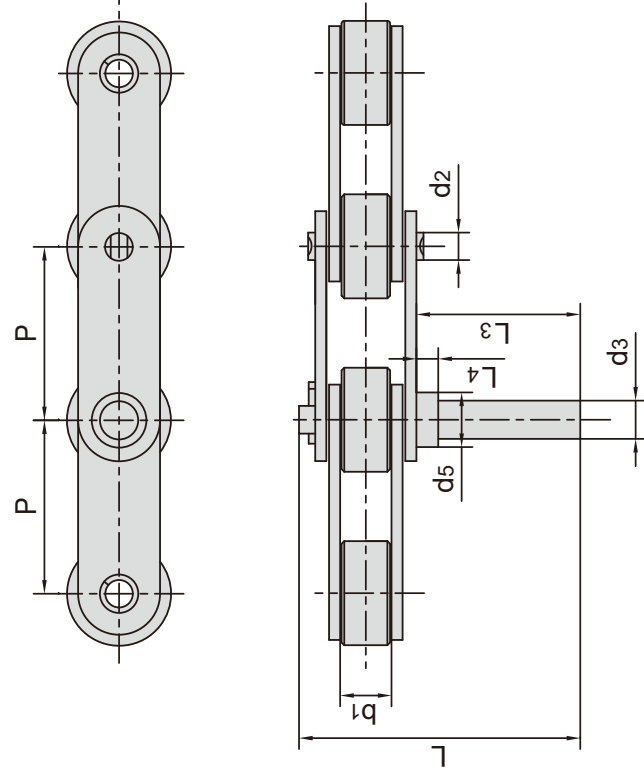
| 东华链号 Donghua Chain No. | P mm | b1 mm | d2 mm | d3 mm | d4 mm | L3 mm | L1 mm | L4 mm | L2 mm |
|------------------------------|---------|----------|----------|----------|----------|----------|----------|----------|----------|
| C2050-D5F1 | 31.75 | 9.40 | 5.08 | 10.00 | 10.00 | 43.20 | 60.30 | 41.00 | 62.40 |

双节距加长销输送链

Double pitch conveyor chains with extended pins



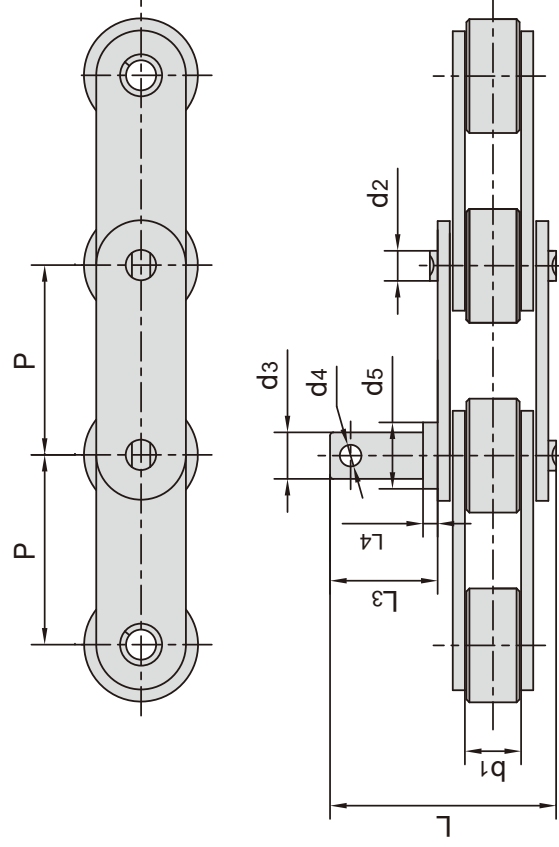
| 东华链号 Donghua Chain No. | P mm | b1 mm | L3 mm | d2 mm | d3 mm |
|------------------------------|---------|----------|----------|----------|----------|
| C2050-D5F25 | 31.75 | 9.40 | 19.00 | 5.08 | 10.00 |
| C2050F44 | 31.75 | 9.40 | 19.00 | 5.08 | 9.75 |



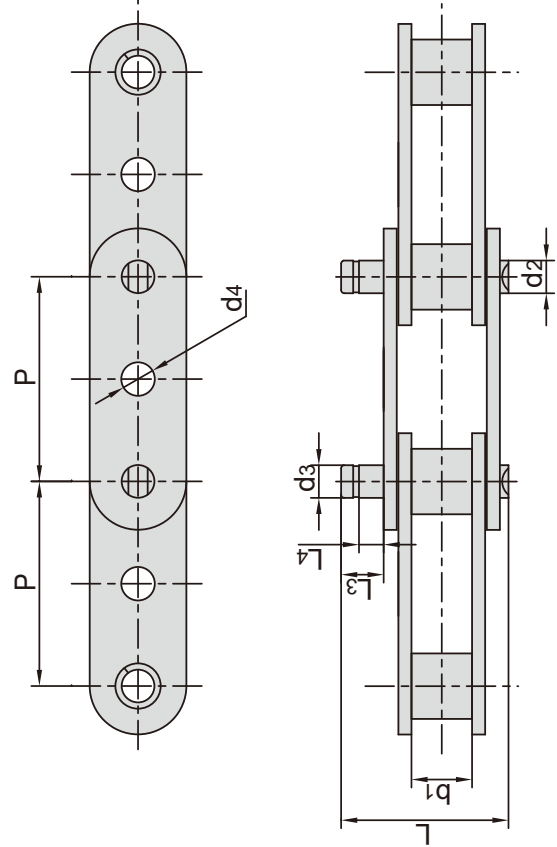
| 东华链号 Donghua Chain No. | P mm | b1 mm | L3 mm | L4 mm | L mm | d2 mm | d3 mm | d5 mm |
|------------------------------|---------|----------|----------|----------|---------|----------|----------|----------|
| C2052-D1F29 | 31.75 | 9.40 | 33.00 | 3.00 | 55.00 | 5.08 | 9.00 | 13.00 |
| C2052-D3F24 | 31.75 | 9.40 | 33.00 | 3.00 | 55.00 | 5.08 | 9.00 | 13.00 |
| C2052-D3F55 | 31.75 | 9.40 | 34.00 | 4.00 | 56.00 | 5.08 | 7.00 | 10.00 |

双节距加长销输送链

Double pitch conveyor chains with extended pins

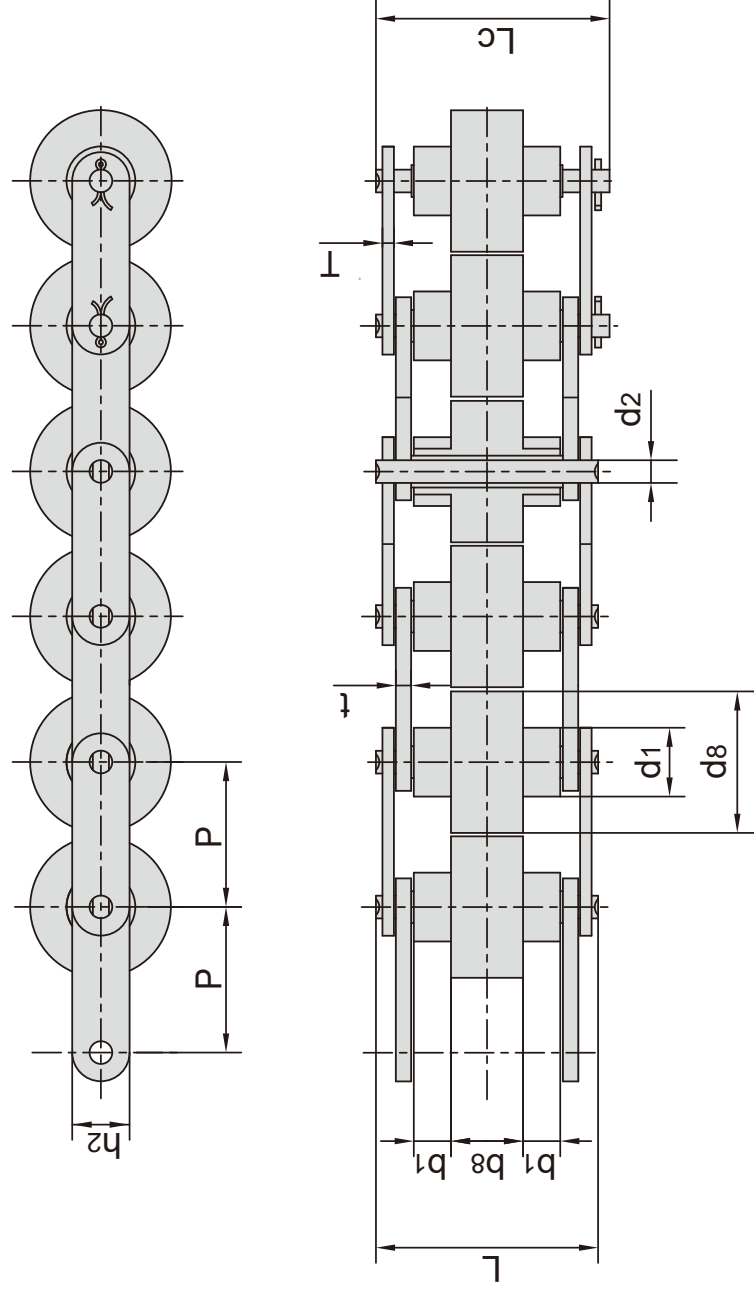


| 东华链号 Donghua Chain No. | P mm | b1 mm | L3 mm | L4 mm | L mm | d2 mm | d3 mm | d4 mm | d5 mm |
|------------------------------|---------|----------|----------|----------|---------|----------|----------|----------|----------|
| C2052-D1F15 | 31.75 | 9.40 | 16.20 | 2.20 | 35.90 | 5.08 | 7.00 | - | 10.00 |
| C2052-PF1-D3F30 | 31.75 | 9.40 | 14.20 | 2.00 | 33.90 | 5.08 | 5.08 | - | 8.00 |
| C2062-D1F43 | 38.10 | 12.57 | 40.60 | 29.10 | 65.00 | 5.94 | M5 | - | 5.94 |
| C2062-D8 | 38.10 | 12.57 | 29.00 | 7.00 | 53.40 | 5.94 | 7.00 | - | 14.00 |
| C2062H-D1F45 | 38.10 | 12.57 | 27.70 | 6.00 | 55.60 | 5.94 | 7.90 | 2.00 | 12.00 |
| C2062H-D1F50 | 38.10 | 12.57 | 29.00 | 7.00 | 56.80 | 5.94 | 7.00 | - | 14.00 |
| C2062H-D1F58 | 38.10 | 12.57 | 29.20 | 12.20 | 57.00 | 5.94 | 9.00 | - | 12.00 |
| C2082HAA1F2-D3F2 | 50.80 | 15.75 | 61.50 | 6.00 | 96.50 | 7.92 | 12.00 | - | 15.00 |
| C2082H-D3F19 | 50.80 | 15.75 | 31.00 | 11.00 | 65.50 | 7.92 | 11.90 | - | 15.88 |
| C220AHSLR-D1F3 | 63.50 | 18.90 | 28.00 | 3.50 | 69.50 | 9.53 | 11.00 | - | 15.00 |



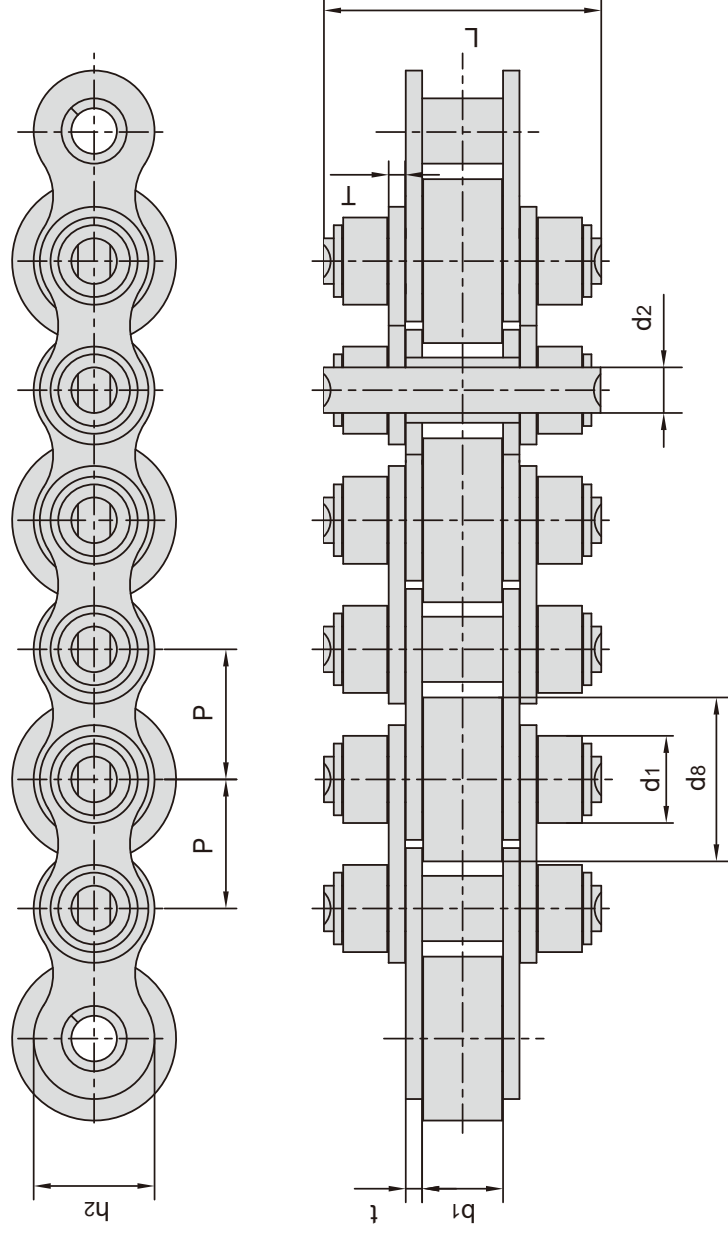
| 东华链号 Donghua Chain No. | P mm | b1 mm | L3 mm | L4 mm | L mm | d2 mm | d3 mm | d4 mm |
|------------------------------|---------|----------|----------|----------|---------|----------|----------|----------|
| C2050-D1F62 | 31.75 | 9.40 | 8.00 | 5.00 | 27.40 | 5.08 | 5.08 | 5.20 |
| C2050-D1F63 | 31.75 | 9.40 | 5.00 | 2.00 | 24.40 | 5.08 | 5.08 | 5.20 |
| C2050-D1F64 | 31.75 | 9.40 | 7.00 | 7.00 | 24.40 | 5.08 | 8.00 | - |
| C2060SLR-D3F56 | 38.10 | 12.57 | 18.20 | 15.00 | 44.50 | 5.94 | 5.94 | - |

倍速链 Double plus chains



| JB 链号 JB Chain No. | 东华链号 Donghua Chain No. | 节距 Pitch | 滚子尺寸 Roller dimension | | | | 销轴直径 Pin diameter | | 销轴长度 Pin length | | 链板尺寸 Plate dimension | | | 每米重量 Weight per meter |
|-----------------------------|------------------------------|-------------|-----------------------------|-----------|-----------|-----------|-------------------------|----------|-----------------------|-----------|----------------------------|----------|------|-----------------------------|
| | | | d1 max | d8 max | b1 min | b8 max | d2 max | L max | Lc max | h2 max | T max | t max | q | |
| BS25-C206B | C2030W | 19.05 | 11.91 | 18.3 | 4.00 | 8.0 | 3.28 | 24.0 | 25.6 | 8.20 | 1.30 | 1.50 | 0.52 | |
| BS25-C208A | C2040W | 25.40 | 15.88 | 24.6 | 5.70 | 10.3 | 3.96 | 31.0 | 32.8 | 11.70 | 1.50 | 1.50 | 0.79 | |
| BS25-C210A | C2050W | 31.75 | 19.05 | 30.6 | 7.10 | 13.0 | 5.08 | 39.5 | 41.2 | 15.00 | 2.00 | 2.03 | 1.36 | |
| BS25-C212A | C2060HW | 38.10 | 22.23 | 36.6 | 8.50 | 15.5 | 5.94 | 50.3 | 52.8 | 18.00 | 3.00 | 4.00 | 2.24 | |
| BS25-C216A | C2080W | 50.80 | 28.58 | 49.0 | 11.00 | 21.5 | 7.92 | 66.2 | 70.0 | 24.00 | 4.00 | 4.80 | 4.06 | |
| BS30-C206B | | 19.05 | 9.00 | 18.3 | 4.50 | 9.1 | 3.28 | 26.3 | 29.6 | 7.28 | 1.30 | 1.50 | 0.50 | |
| BS30-C208A | | 25.40 | 11.91 | 24.6 | 6.10 | 12.5 | 3.96 | 35.6 | 39.5 | 9.60 | 1.50 | 2.00 | 0.83 | |
| BS30-C210A | | 31.75 | 14.80 | 30.6 | 7.50 | 15.0 | 5.08 | 43.0 | 47.1 | 12.20 | 2.00 | 2.40 | 1.27 | |
| BS30-C212A | | 38.10 | 18.00 | 37.0 | 9.75 | 20.0 | 5.94 | 58.1 | 62.7 | 15.00 | 3.00 | 4.00 | 2.14 | |
| BS30-C216A | | 50.80 | 22.23 | 49.0 | 12.00 | 25.2 | 7.92 | 71.9 | 77.3 | 18.60 | 4.00 | 5.00 | 3.55 | |

带大滚轮输送链 Conveyor chains with large rollers

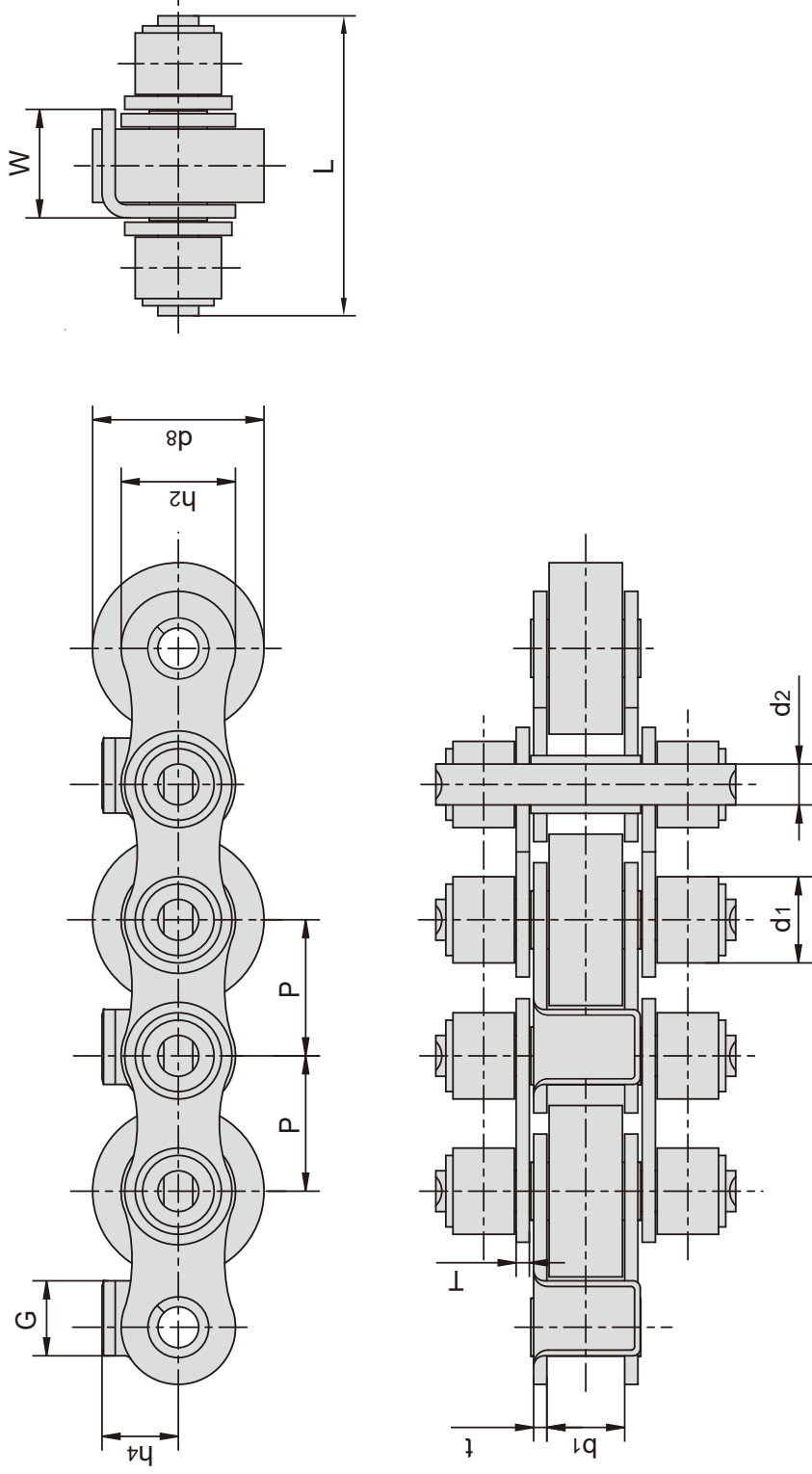


| 东华链号 Donghua Chain No. | 节距 Pitch | 滚子直径 Roller diameter | | 内节内宽 Width between inner plates | 销轴直径 Pin diameter | 销轴长度 Pin length | 链板尺寸 Plate dimension | | 抗拉强度 Tensile strength | 平均抗拉强度 Average tensile strength |
|------------------------------|-------------|----------------------------|-----------------|--|-------------------------|-----------------------|----------------------------|-----------------|-----------------------------|--|
| | | d1 max mm | d8 max mm | | | | b1 min mm | d2 max mm | | |
| 08BS-27-P16/C16 | 12.70 | 8.51 | 16.0 | 7.75 | 4.45 | 27.0 | 11.8 | 1.60/1.50 | 18.0/4091 | 19.8 |
| 08BS-33-C16 | 12.70 | 8.51 | 16.0 | 7.75 | 4.45 | 33.0 | 11.8 | 1.60/1.50 | 18.0/4046 | 19.8 |
| 08BSF8-27-C16 | 12.70 | 8.51 | 16.0 | 7.75 | 4.45 | 27.0 | 11.8 | 1.60/1.50 | 18.0/4046 | 19.8 |
| 12BS | 19.05 | 12.07 | 28.0 | 11.68 | 5.72 | 45.0 | 16.0 | 1.85 | 28.9/6568 | 31.7 |
| 12BS-40-P28/C28 | 19.05 | 12.07 | 28.0 | 11.68 | 5.72 | 40.0 | 16.0 | 1.85 | 29.0/6591 | 31.7 |
| 12BS-43-P26/C26 | 19.05 | 12.07 | 26.0 | 11.68 | 5.72 | 43.0 | 16.0 | 1.85 | 29.0/6591 | 31.7 |
| 12BS-43-P28/C28 | 19.05 | 12.07 | 28.0 | 11.68 | 5.72 | 43.0 | 16.0 | 1.85 | 29.0/6591 | 31.7 |
| 12BS-48-P24/C24 | 19.05 | 12.07 | 24.0 | 11.68 | 5.72 | 48.0 | 16.0 | 1.85 | 29.0/6591 | 31.7 |
| 12BS-48-P26/C26 | 19.05 | 12.07 | 26.0 | 11.68 | 5.72 | 48.0 | 16.0 | 1.85 | 29.0/6591 | 31.7 |
| 12BS-48-P28/C28 | 19.05 | 12.07 | 28.0 | 11.68 | 5.72 | 48.0 | 16.0 | 1.85 | 29.0/6591 | 31.7 |
| 12BS-58-P28/C28 | 19.05 | 12.70 | 28.0 | 11.68 | 5.72 | 58.0 | 16.0 | 1.85 | 29.0/6591 | 31.7 |
| 16BS-65-P38/C38 | 25.40 | 15.88 | 38.0 | 17.02 | 8.28 | 65.0 | 21.0 | 4.15/3.10 | 60.0/13636 | 72.8 |
| 100SF1-85-C45 | 31.75 | 19.05 | 45.0 | 25.50 | 9.53 | 85.0 | 30.0 | 4.00 | 86.7/19490 | 104.0 |
| 212BS-43-P48 | 38.10 | 12.07 | 48.0 | 11.68 | 5.72 | 43.0 | 16.0 | 1.85 | 28.9/6568 | 31.7 |

注: P 表示滚子材料为塑料, C 表示滚子材料为钢。
Note: P means roller made in plastic, C means roller made in steel.

带大滚轮输送链

Conveyor chains with large rollers

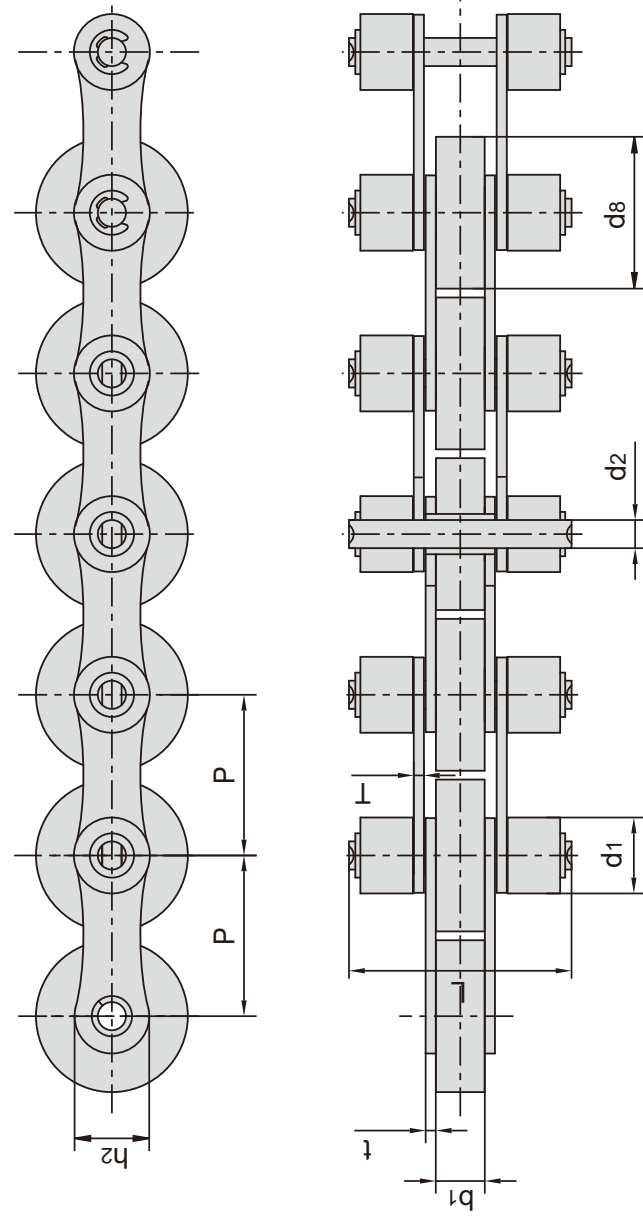


| 东华链号 Donghua Chain No. | 节距 Pitch | | 滚子直径 Roller diameter | | 内节内宽 Width between inner plates | | 销轴直径 Pin diameter | | 销轴长度 Pin length | | 链板尺寸 Plate dimension | | 附板尺寸 Attachment dimension | | 抗拉强度 Tensile strength | |
|------------------------------|-------------|-----------------|----------------------------|-----------------|--|----------------|-------------------------|------------------|-----------------------|---------|----------------------------|--------------------|---------------------------------|--|-----------------------------|--|
| | P mm | d1 max mm | d8 max mm | b1 min mm | d2 max mm | L max mm | h2 max mm | t/T max mm | h4 mm | G mm | W mm | Q min kN/lbf | | | | |
| 12BSF5-40-C28 | 19.05 | 12.07 | 28.0 | 11.40 | 5.72 | 40.0 | 16.0 | 1.85 | 10.0 | 8.4 | 15.0 | 29.0/6519 | | | | |
| 12BSF5-43-C26 | 19.05 | 12.07 | 26.0 | 11.40 | 5.72 | 43.0 | 16.0 | 1.85 | 10.0 | 8.4 | 15.0 | 29.0/6519 | | | | |
| 12BSF5-43-P28/C28 | 19.05 | 12.07 | 28.0 | 11.40 | 5.72 | 43.0 | 16.0 | 1.85 | 10.0 | 10.5 | 15.0 | 29.0/6519 | | | | |
| 12BSF5-48-C24 | 19.05 | 12.07 | 24.0 | 11.40 | 5.72 | 48.0 | 16.0 | 1.85 | 10.0 | 8.4 | 13.5 | 29.0/6519 | | | | |
| 12BSF8-40-C28 | 19.05 | 12.07 | 28.0 | 11.40 | 5.72 | 40.0 | 16.0 | 1.85 | 10.0 | 8.0 | 15.0 | 29.0/6519 | | | | |
| 16BSF2-65-C38 | 25.40 | 15.88 | 38.5 | 17.02 | 8.28 | 65.0 | 21.0 | 4.15/3.10 | 16.5 | 12.0 | 24.0 | 60.0/13636 | | | | |

注: P表示滚子材料塑料, C表示滚子材料为钢。
Note: P means roller made in plastic, C means roller made in steel.

带大滚轮输送链

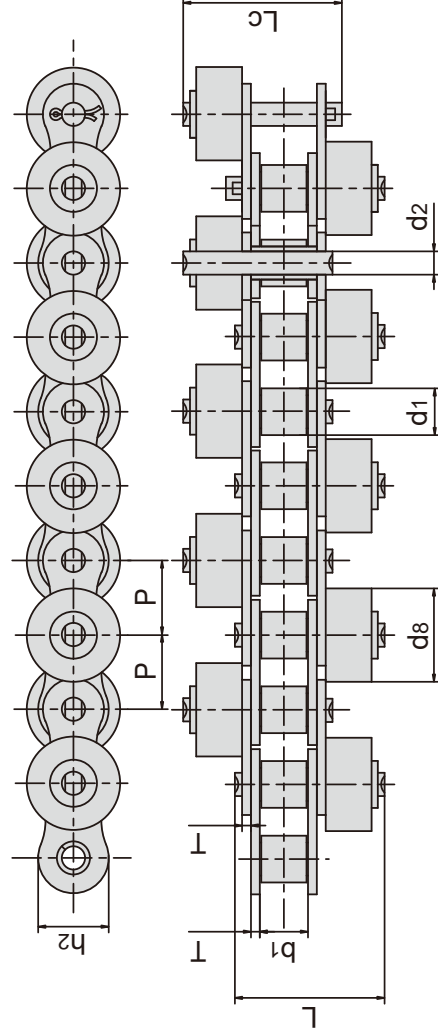
Conveyor chains with large rollers



| 东华链号 Donghua Chain No. | 节距 Pitch | 滚子直径 Roller diameter | | 内节内宽 Width between inner plates | 销轴直径 Pin diameter | 销轴长度 Pin length | 链板尺寸 Plate dimension | | 抗拉强度 Tensile strength | 平均抗拉强度 Average tensile strength |
|------------------------------|-------------|----------------------------|-----------------|--|-------------------------|-----------------------|----------------------------|-----------------|-----------------------------|--|
| | | d1 max mm | d8 max mm | | | | b1 min mm | d2 max mm | | |
| 16BS-65-C24 | 25.4 | 15.88 | 24.0 | 17.02 | 8.28 | 65.0 | 21.0 | 4.15/3.10 | 60.0/13636 | 72.8 |
| 208BS-35-C24 | 25.4 | 12.00 | 24.0 | 7.75 | 4.45 | 35.0 | 11.8 | 1.60 | 18.0/4091 | 19.8 |
| *208BSF1-35-P24 | 25.4 | 12.00 | 24.0 | 7.75 | 4.45 | 35.0 | 11.8 | 1.60 | 18.0/4091 | 19.8 |
| 212BS-48-C28 | 38.1 | 12.07 | 28.0 | 11.68 | 5.72 | 48.0 | 16.0 | 1.85 | 28.9/6568 | 31.7 |
| 212BSF2 | 38.1 | 12.07 | 28.0 | 11.68 | 5.72 | 43.0 | 16.0 | 1.85 | 28.9/6568 | 31.7 |
| 212BSF3 | 38.1 | 12.07 | 28.0 | 11.68 | 5.72 | 48.0 | 16.0 | 1.85 | 28.9/6568 | 31.7 |
| *212BSF4 | 38.1 | 12.07 | 24.0 | 11.68 | 5.72 | 48.0 | 16.0 | 1.85 | 28.9/6568 | 31.7 |
| 212BSF4-48-C24 | 38.1 | 12.07 | 24.0 | 11.68 | 5.72 | 48.0 | 16.0 | 2.03 | 32.0/7194 | 35.2 |
| 212BSF5-43-C28 | 38.1 | 12.07 | 28.0 | 11.68 | 5.72 | 43.0 | 16.0 | 1.85 | 28.9/6568 | 31.7 |
| *216BS-65-P50 | 50.8 | 15.88 | 50.0 | 17.02 | 8.28 | 65.0 | 21.0 | 4.15/3.10 | 60.0/13636 | 72.8 |
| 216BS-65-C38.5 | 50.8 | 15.88 | 38.5 | 17.02 | 8.28 | 65.0 | 21.0 | 4.15/3.10 | 60.0/13636 | 72.8 |
| 216BS-65-C40 | 50.8 | 15.88 | 40.0 | 17.02 | 8.28 | 65.0 | 21.0 | 4.15/3.10 | 60.0/13636 | 72.8 |
| 63PS | 63.0 | 40.00 | 50.0 | 24.50 | 14.00 | 91.5 | 35.0 | 5.10 | 90.0/20232 | 135.0 |
| 63PSF1 | 63.0 | 38.00 | 46.0 | 21.60 | 12.00 | 84.0 | 30.0 | 4.00 | 66.6/15000 | 85.0 |

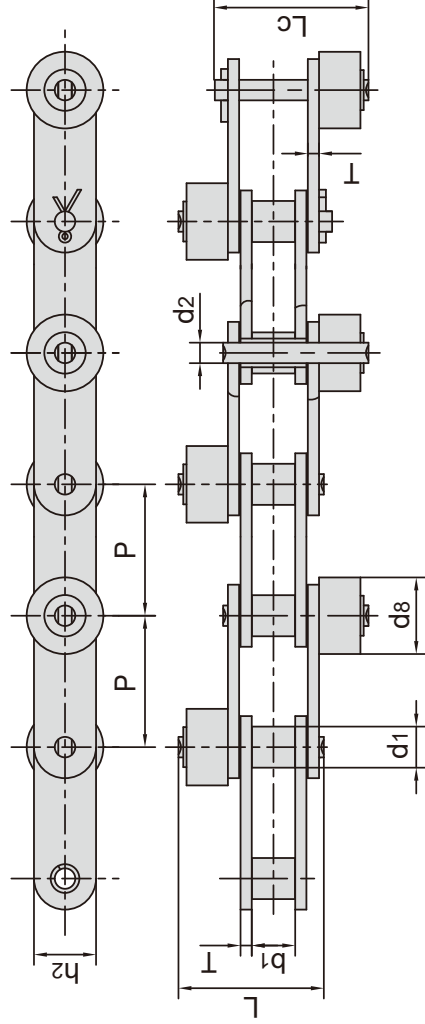
注: *表示滚子材料为塑料。
Note: * means roller made in plastic.

带侧滚轮输送带 Conveyor chains with outboard rollers



| 东华链号 Donghua Chain No. | 节距 Pitch | | 滚子直径 Roller diameter | | 内节内宽 Width between inner plates | | 销轴直径 Pin diameter | | 销轴长度 Pin length | | 链板尺寸 Plate dimension | | 抗拉强度 Tensile strength | | 平均抗拉强度 Average tensile strength | | 每米重量 Weight per meter | |
|------------------------------|-------------|-----------|----------------------------|-----------|--|-----------|-------------------------|-----------|-----------------------|----------|----------------------------|-------|-----------------------------|--|--|--|--------------------------------|--|
| | d1 max | d8 max | d1 max | d8 max | b1 min | d2 max | L max | Lc max | h2 max | T max | Q min | Q0 | q | | | | | |
| 40-PSR | 7.95 | 15.88 | 7.85 | 3.96 | 25.8 | 27.0 | 25.8 | 27.0 | 12.0 | 1.50 | 13.8/3102 | 17.50 | 1.60 | | | | | |
| *40S | 7.95 | 15.88 | 7.85 | 3.96 | 25.8 | 27.0 | 25.8 | 27.0 | 12.0 | 1.50 | 13.8/3102 | 17.50 | 0.90 | | | | | |
| 40S-C | 7.95 | 15.88 | 7.85 | 3.96 | 25.8 | 27.0 | 25.8 | 27.0 | 12.0 | 1.50 | 15.2/3417 | 18.20 | 1.65 | | | | | |
| 50-SR-C | 10.16 | 19.05 | 9.40 | 5.08 | 31.8 | 34.0 | 31.8 | 34.0 | 15.1 | 2.03 | 21.8/4900 | 29.40 | 2.40 | | | | | |
| *60S | 11.91 | 22.23 | 12.57 | 5.94 | 40.0 | 42.5 | 40.0 | 42.5 | 18.0 | 2.42 | 31.8/7227 | 38.10 | 1.90 | | | | | |
| 60S-C | 11.91 | 22.23 | 12.57 | 5.94 | 40.0 | 42.5 | 40.0 | 42.5 | 18.0 | 2.42 | 31.8/7149 | 38.10 | 3.63 | | | | | |
| *80S | 15.88 | 28.58 | 15.75 | 7.92 | 51.3 | 54.3 | 51.3 | 54.3 | 24.0 | 3.25 | 56.7/12886 | 69.40 | 3.60 | | | | | |
| 80S-C | 15.88 | 28.58 | 15.75 | 7.92 | 51.3 | 54.3 | 51.3 | 54.3 | 24.0 | 3.25 | 56.7/12886 | 69.40 | 5.80 | | | | | |

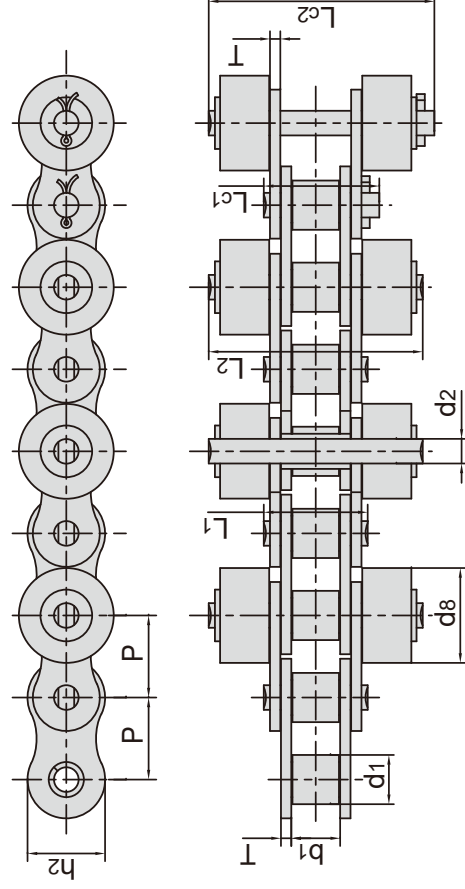
注: *表示滚子材料为塑料。
Note: * means roller made in plastic.



| 东华链号 Donghua Chain No. | 节距 Pitch | | 滚子直径 Roller diameter | | 内节内宽 Width between inner plates | | 销轴直径 Pin diameter | | 销轴长度 Pin length | | 链板尺寸 Plate dimension | | 抗拉强度 Tensile strength | | 平均抗拉强度 Average tensile strength | | 每米重量 Weight per meter | |
|------------------------------|-------------|-----------|----------------------------|-----------|--|-----------|-------------------------|-----------|-----------------------|----------|----------------------------|-------|-----------------------------|--|--|--|--------------------------------|--|
| | d1 max | d8 max | d1 max | d8 max | b1 min | d2 max | L max | Lc max | h2 max | T max | Q min | Q0 | q | | | | | |
| C2040S2-PSR | 25.40 | 15.88 | 7.85 | 3.96 | 25.8 | 27.0 | 25.8 | 27.0 | 12.0 | 1.50 | 13.8/3137 | 15.2 | 0.99 | | | | | |
| C2050S | 31.75 | 19.05 | 9.40 | 5.08 | 31.8 | 34.0 | 31.8 | 34.0 | 15.0 | 2.03 | 21.8/4955 | 23.9 | 1.52 | | | | | |
| C2052SF1 | 31.75 | 27.00 | 9.40 | 5.08 | 35.0 | 37.3 | 35.0 | 37.3 | 15.0 | 2.03 | 21.8/4955 | 23.9 | 3.06 | | | | | |
| 24BSF1 | 38.10 | 44.15 | 25.40 | 14.63 | 82.0 | 86.5 | 82.0 | 86.5 | 33.2 | 6.0/4.8 | 160.0/35968 | 176.0 | 15.33 | | | | | |
| *C2060HS | 38.10 | 22.23 | 12.57 | 5.94 | 44.0 | 46.6 | 44.0 | 46.6 | 18.0 | 3.25 | 31.1/7069 | 34.3 | 1.78 | | | | | |
| C2060SF7 | 38.10 | 22.23 | 12.57 | 5.94 | 45.5 | 48.0 | 45.5 | 48.0 | 18.0 | 2.42 | 31.1/6991 | 34.3 | 2.92 | | | | | |
| *C2062HSF6 | 38.10 | 30.00 | 12.57 | 5.94 | 45.0 | 47.8 | 45.0 | 47.8 | 18.0 | 3.25 | 31.1/6991 | 34.3 | 2.68 | | | | | |
| C2082HSF2 | 50.80 | 40.00 | 15.75 | 7.92 | 54.6 | 57.8 | 54.6 | 57.8 | 24.0 | 4.00 | 55.6/12500 | 69.4 | 6.64 | | | | | |
| *C2100HS-P | 63.50 | 39.69 | 18.90 | 9.53 | 65.3 | 68.6 | 65.3 | 68.6 | 30.0 | 4.80 | 86.7/19490 | 109.2 | 4.44 | | | | | |

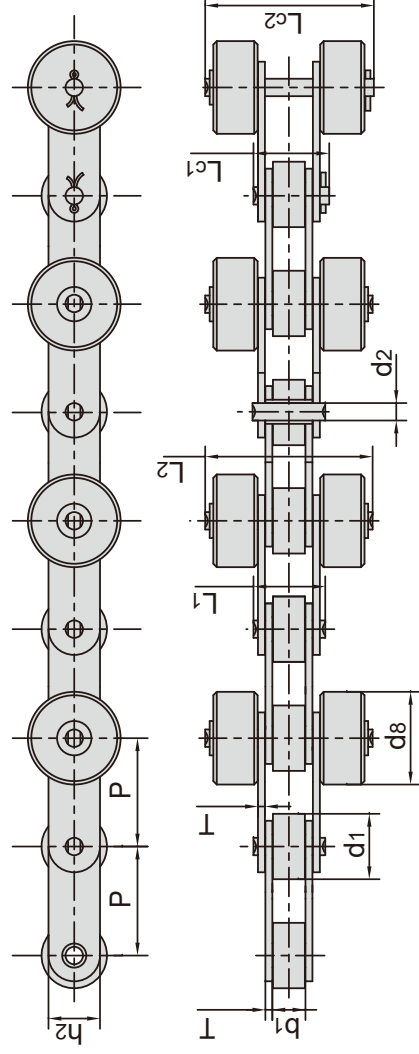
注: *表示滚子材料为塑料。
Note: * means roller made in plastic

带侧滚轮输送带 Conveyor chains with outboard rollers



| 东华链号 Donghua Chain No. | 节距 Pitch | | 滚子直径 Roller diameter | | 内节内宽 Width between inner plates | | 销轴直径 Pin diameter | | 销轴长度 Pin length | | | 链板尺寸 Plate dimension | | 抗拉强度 Tensile strength | | 每米重量 Weight per meter | |
|------------------------------|-------------|----|----------------------------|-----------|--|-----------|-------------------------|-----------|-----------------------|------------|-----------|----------------------------|------------|-----------------------------|--|--------------------------------|--|
| | P | mm | d1 max | d8 max | b1 min | d2 max | L1 max | L2 max | Lc1 max | Lc2 max | h2 max | T max | Q min | q | | | |
| *08BSR2F1-P | 12.700 | | 8.51 | 15.88 | 7.75 | 4.45 | 16.7 | 34.7 | 19.3 | 36.5 | 11.80 | 1.60 | 18.0/4046 | 0.96 | | | |
| 40S2-SR | 12.700 | | 7.95 | 15.88 | 7.85 | 3.96 | 16.6 | 35.3 | 18.8 | 37.2 | 12.00 | 1.50 | 14.1/3169 | 1.64 | | | |
| 50SF1-C | 15.875 | | 10.16 | 19.05 | 9.40 | 5.08 | 20.7 | 42.8 | 23.3 | 45.0 | 15.09 | 2.03 | 21.8/4900 | 2.41 | | | |
| *50SF1-P | 15.875 | | 10.16 | 19.05 | 9.40 | 5.08 | 20.7 | 42.8 | 23.3 | 45.0 | 15.09 | 2.03 | 21.8/4901 | 1.17 | | | |
| 60S2-C | 19.050 | | 11.91 | 22.23 | 12.57 | 5.94 | 25.9 | 54.0 | 28.3 | 56.6 | 18.00 | 2.42 | 31.8/7149 | 3.62 | | | |
| 100S2 | 31.750 | | 9.53 | 36.70 | 18.90 | 9.53 | 40.4 | 83.0 | 44.7 | 87.0 | 30.00 | 4.00 | 86.7/49490 | 9.09 | | | |
| 100S2F1 | 31.750 | | 19.05 | 39.40 | 18.90 | 9.53 | 40.4 | 83.0 | 44.7 | 86.9 | 30.00 | 4.00 | 86.7/21224 | 8.55 | | | |

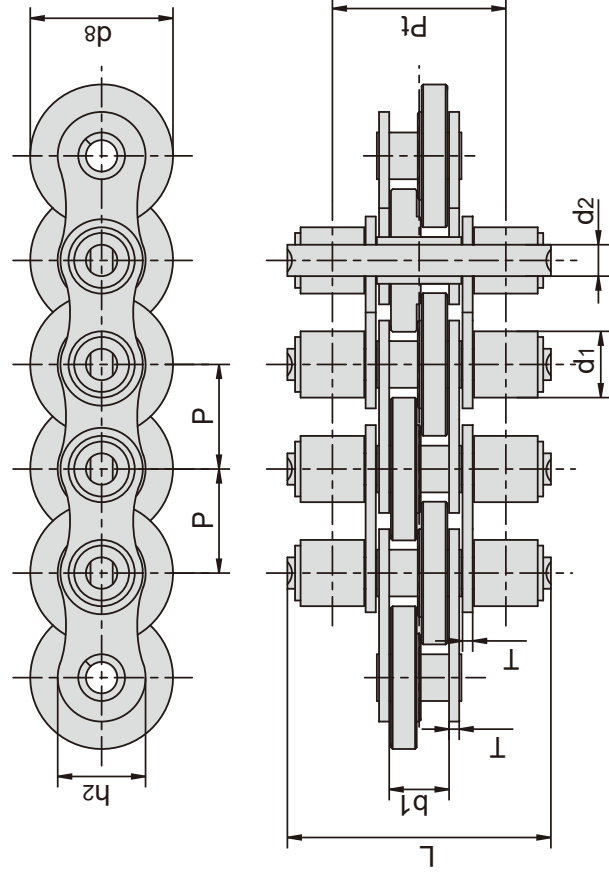
注: *表示滚子材料为塑料
Note: *means roller made in plastic



| 东华链号 Donghua Chain No. | 节距 Pitch | | 滚子直径 Roller diameter | | 内节内宽 Width between inner plates | | 销轴直径 Pin diameter | | 销轴长度 Pin length | | | 链板尺寸 Plate dimension | | 抗拉强度 Tensile strength | | 每米重量 Weight per meter | |
|------------------------------|-------------|----|----------------------------|-----------|--|-----------|-------------------------|-----------|-----------------------|------------|-----------|----------------------------|-----------|-----------------------------|--|--------------------------------|--|
| | P | mm | d1 max | d8 max | b1 min | d2 max | L1 max | L2 max | Lc1 max | Lc2 max | h2 max | T max | Q min | q | | | |
| C2050S2 | 31.75 | | 10.16 | 19.05 | 9.40 | 5.08 | / | 42.8 | / | 45.0 | 15.0 | 2.03 | 21.8/4899 | 2.20 | | | |
| *C2052SF2-P25.4 | 31.75 | | 19.05 | 25.40 | 9.40 | 5.08 | 20.7 | 49.2 | 23.3 | 51.1 | 15.0 | 2.03 | 21.8/4900 | 1.23 | | | |
| C2060HS-C | 38.10 | | 11.91 | 30.00 | 12.57 | 5.94 | 29.2 | 57.6 | 31.6 | 59.2 | 18.0 | 3.25 | 31.8/7149 | 3.42 | | | |
| C2062HS-C | 38.10 | | 22.23 | 30.00 | 12.57 | 5.94 | / | 57.6 | / | 59.2 | 18.0 | 3.25 | 31.8/7149 | 5.97 | | | |
| C2062-SR2F1 | 38.10 | | 22.23 | 30.00 | 12.57 | 5.94 | 25.9 | 53.7 | 28.3 | 55.6 | 18.0 | 2.42 | 31.1/6991 | 2.95 | | | |
| *C2062SR2F1-PA6 | 38.10 | | 22.23 | 30.50 | 12.57 | 5.94 | 25.9 | 56.0 | 28.3 | 58.5 | 18.0 | 2.42 | 31.1/6991 | 2.35 | | | |

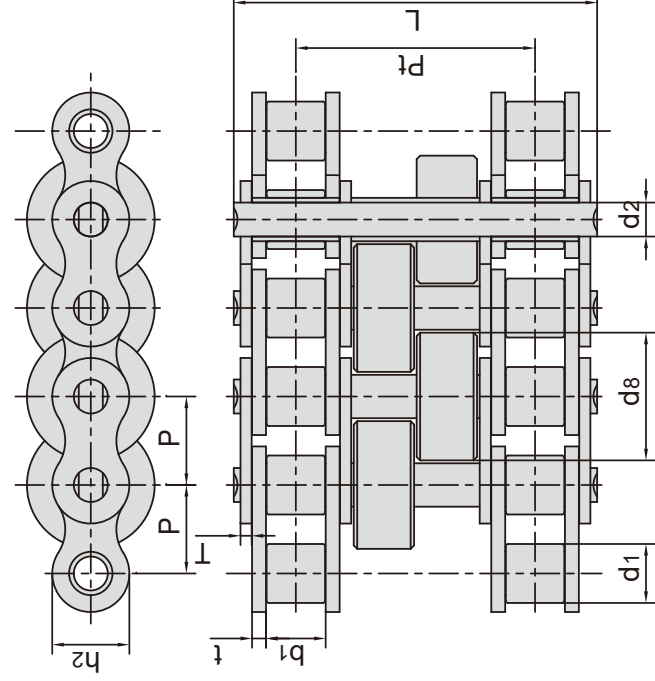
注: *表示滚子材料为塑料
Note: *means roller made in plastic

带特殊滚轮的输送链 Conveyor chains with special rollers



| 东华链号 Donghua Chain No. | 节距 Pitch | | 滚子直径 Roller diameter | | 内节内宽 Width between inner plates | | 销轴直径 Pin diameter | | 销轴长度 Pin length | | 链板尺寸 Plate dimension | | 排距 Transverse pitch | | 抗拉强度 Tensile strength | | 平均抗拉强度 Average tensile strength | |
|------------------------------|-------------|----|----------------------------|-----------|--|----|-------------------------|------|-----------------------|------|----------------------------|----------|---------------------------|----|-----------------------------|----------|--|----|
| | P | mm | d1 max | d8 max | b1 min | mm | d2 max | mm | L max | mm | h2 max | T max | mm | Pt | mm | Q min | kN/lbf | Q0 |
| 12BS3-40-C27/P27 | 19.05 | | 12.07 | 27.0 | 11.68 | | 5.72 | 40.0 | | 16.0 | 1.85 | | 27.0 | | 29.0/6519 | | 34.8 | |
| 12BS3F1-48-C26 | 19.05 | | 12.07 | 26.0 | 11.40 | | 5.72 | 48.0 | | 16.0 | 1.85 | | 31.7 | | 29.0/6519 | | 34.8 | |

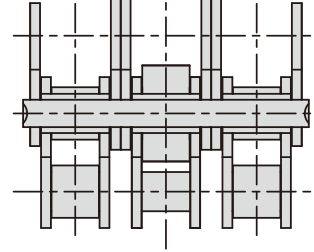
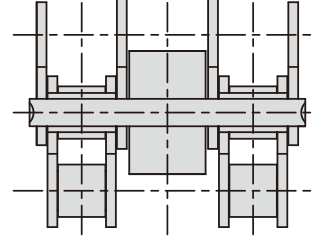
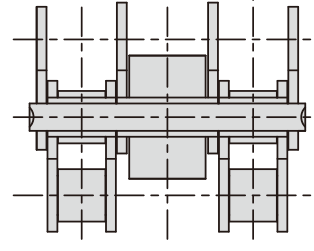
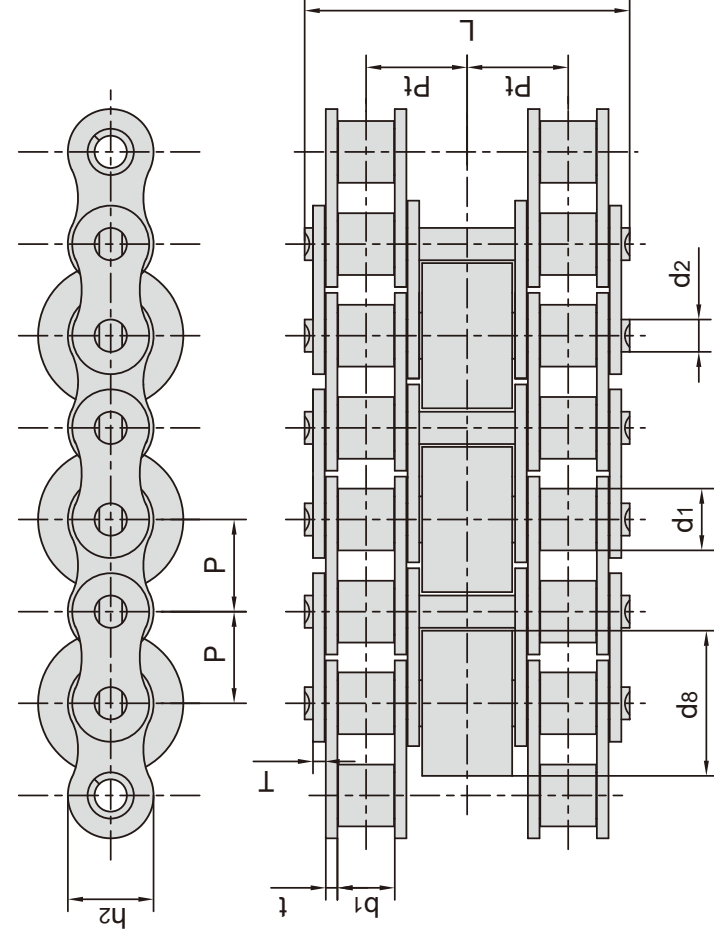
注: P表示滚子材料为塑料, C表示滚子材料为钢。
Note: P means roller made in plastic, C means roller made in steel.



| 东华链号 Donghua Chain No. | 节距 Pitch | | 滚子直径 Roller diameter | | 内节内宽 Width between inner plates | | 销轴直径 Pin diameter | | 销轴长度 Pin length | | 链板尺寸 Plate dimension | | 排距 Transverse pitch | | 抗拉强度 Tensile strength | | 平均抗拉强度 Average tensile strength | |
|------------------------------|-------------|----|----------------------------|-----------|--|----|-------------------------|--------|-----------------------|-------|----------------------------|------------|---------------------------|----|-----------------------------|----------|--|----|
| | P | mm | d1 max | d8 max | b1 min | mm | d2 max | mm | L max | mm | h2 max | t/T max | mm | Pt | mm | Q min | kN/lbf | Q0 |
| 24BF28-PA6 | 38.100 | | 25.40 | 55.00 | 25.40 | | 14.63 | 156.80 | | 33.20 | 6/4.8 | | 103.0 | | 280.0/62944 | | 308.0 | |
| 24BSF2-2 | 38.100 | | 25.40 | 55.00 | 25.40 | | 14.63 | 156.80 | | 33.20 | 6/4.8 | | 102.8 | | 280.0/62944 | | 308.0 | |

注: P表示滚子材料为塑料, C表示滚子材料为钢。
Note: P means roller made in plastic, C means roller made in steel.

带特殊滚轮的输送链 Conveyor chains with special rollers

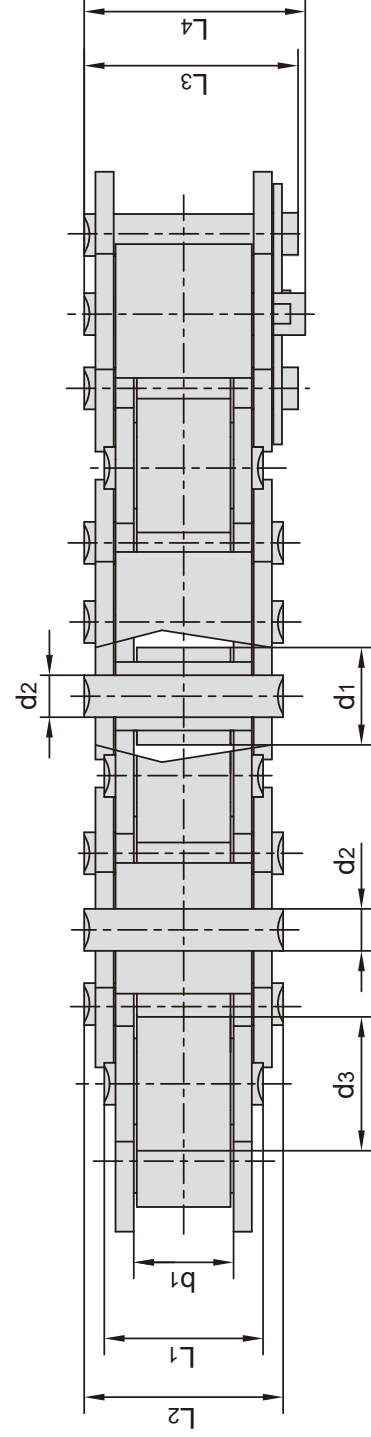
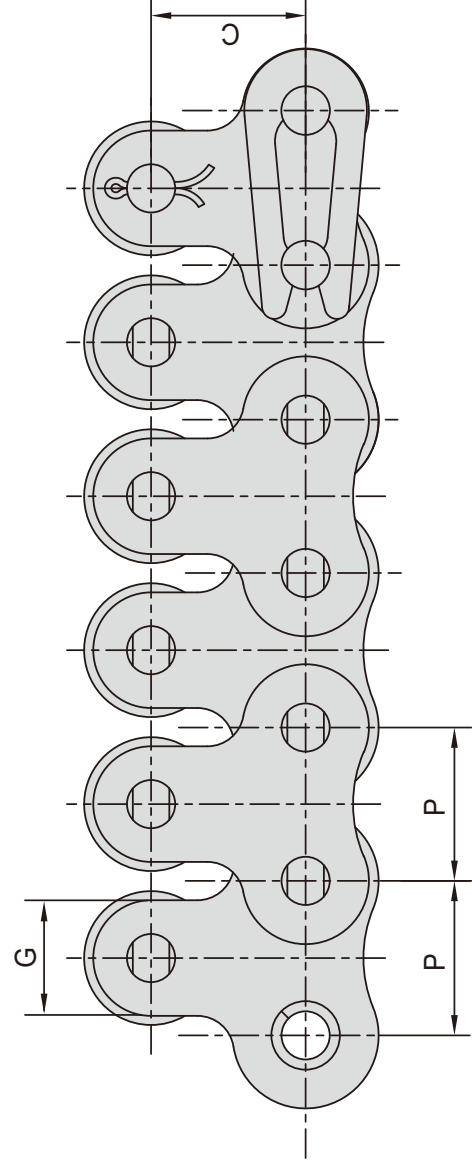


| 东华链号 Donghua Chain No. | 节距 Pitch | | 滚子直径 Roller diameter | | 内节内宽 Width between inner plates | 销轴直径 Pin diameter | 销轴长度 Pin length | 链板尺寸 Plate dimension | | 排距 Transverse pitch | 抗拉强度 Tensile strength | 平均抗拉强度 Average tensile strength | 型号 Type |
|------------------------------|-------------|-------|----------------------------|-----------|--|-------------------------|-----------------------|----------------------------|------------|---------------------------|-----------------------------|--|------------|
| | P | mm | d1 max | d2 max | | | | h2 max | t/T max | | | | |
| 06BF52-C14.5/P14.5 | 9.525 | 6.35 | 14.50 | 3.28 | 5.72 | 3.28 | 33.5 | 8.2 | 1.30 | 10.24 | 14.0/3147 | 16.1 | B |
| 06BS-3-C15/P15 | 9.525 | 6.35 | 15.00 | 3.28 | 5.72 | 3.28 | 33.5 | 8.2 | 1.30 | 10.24 | 16.9/3841 | 18.7 | B |
| A06BF3S-3-C15/P15 | 9.525 | 6.35 | 15.00 | 3.28 | 5.72 | 3.28 | 33.5 | 8.4 | 1.30 | 10.24 | 16.9/3841 | 18.7 | B |
| 08BS-3-45-C16 | 12.700 | 8.51 | 16.00 | 4.45 | 7.75 | 4.45 | 45.1 | 11.8 | 1.60 | 13.92 | 32.0/7273 | 38.7 | A |
| 08BS-3-45-C17 | 12.700 | 8.51 | 17.00 | 4.45 | 7.75 | 4.45 | 45.1 | 11.8 | 1.60 | 13.92 | 32.0/7273 | 38.7 | A |
| 08BS-3-45-C20 | 12.700 | 8.51 | 20.00 | 4.45 | 7.75 | 4.45 | 45.1 | 11.8 | 1.60 | 13.92 | 32.0/7273 | 38.7 | A |
| 08BSF1-3-45-C17 | 12.700 | 8.51 | 17.00 | 4.45 | 7.75 | 4.45 | 45.5 | 11.8 | 1.60 | 14.23 | 32.0/7273 | 38.7 | A |
| 08BSF6-3-45-C20 | 12.700 | 8.51 | 20.00 | 4.45 | 7.75 | 4.45 | 45.1 | 11.8 | 1.60 | 13.92 | 32.0/7273 | 38.7 | B |
| 12AF107-3-71-C28 | 19.050 | 11.91 | 28.58 | 5.94 | 12.57 | 5.94 | 71.5 | 18.0 | 2.42 | 22.78 | 62.6/14072 | 72.0 | C |
| 12AF122-2 | 19.050 | 11.91 | 28.00 | 5.94 | 12.57 | 5.94 | 65.3 | 18.0 | 2.42 | 19.60 | 62.3/14005 | 71.6 | B |
| 12AF127-3-P29 | 19.050 | 11.91 | 29.00 | 5.94 | 12.70 | 5.94 | 71.5 | 18.0 | 2.42 | 22.80 | 62.6/14072 | 72.0 | B |
| 12AF90-3-71-C28 | 19.050 | 11.91 | 28.58 | 5.94 | 12.57 | 5.94 | 71.5 | 18.0 | 2.42 | 22.78 | 62.6/14072 | 72.0 | B |
| 12ASF1-3-62-C26 | 19.050 | 11.91 | 25.90 | 5.94 | 12.57 | 5.94 | 62.0 | 18.0 | 2.42 | 17.87 | 62.6/14072 | 72.0 | A |
| 12ASF2-3-81-P28.4 | 19.050 | 11.91 | 28.40 | 5.94 | 12.57 | 5.94 | 81.0 | 18.0 | 2.42 | 27.42 | 62.6/14072 | 72.0 | B |
| 12BF45-3-C28/P28 | 19.050 | 12.07 | 28.00 | 5.72 | 11.68 | 5.72 | 61.5 | 16.0 | 1.85 | 19.46 | 57.8/12993 | 66.5 | B |
| 12BS-3-62-C24 | 19.050 | 12.07 | 24.00 | 5.72 | 11.68 | 5.72 | 61.5 | 16.0 | 1.85 | 19.46 | 57.8/12993 | 66.5 | A |
| 12BS-3-62-C26 | 19.050 | 12.07 | 26.00 | 5.72 | 11.68 | 5.72 | 61.5 | 16.0 | 1.85 | 19.46 | 57.8/12993 | 66.5 | A |
| 12BS-3-62-C28/P28 | 19.050 | 12.07 | 28.00 | 5.72 | 11.68 | 5.72 | 61.5 | 16.0 | 1.85 | 19.46 | 57.8/12993 | 66.5 | A |
| 12BS-3-62-C31 | 19.050 | 12.07 | 31.00 | 5.72 | 11.68 | 5.72 | 61.5 | 16.0 | 1.85 | 19.46 | 57.8/12993 | 66.5 | B |
| 12BSF10-3-62-C26 | 19.050 | 12.07 | 26.00 | 5.72 | 11.68 | 5.72 | 61.5 | 16.0 | 1.85 | 19.46 | 86.7/19705 | 101.8 | C |
| 12BSF10-3-62-C28 | 19.050 | 12.07 | 28.00 | 5.72 | 11.68 | 5.72 | 61.5 | 16.0 | 1.85 | 19.46 | 86.7/19705 | 101.8 | C |
| 16SB-3-100-C38 | 25.400 | 15.88 | 38.50 | 8.28 | 17.02 | 8.28 | 99.8 | 21.0 | 4.15/3.1 | 31.88 | 160.0/35968 | 184.0 | C |
| C212BSF1-3-62-C32 | 38.100 | 12.07 | 32.00 | 5.72 | 11.68 | 5.72 | 61.5 | 16.0 | 1.85 | 19.46 | 57.8/12993 | 66.5 | B |
| C2082HF80-2-PA6 | 50.800 | 28.58 | 45.00 | 7.92 | 15.75 | 7.92 | 108.0 | 24.0 | 4.00 | 35.65 | 94.0/21131 | 108.1 | C |

注: P 表示滚子材料为塑料, C 表示滚子材料为钢。
Note: P means roller made in plastic, C means roller made in steel.

带顶滚轮短节距输送链

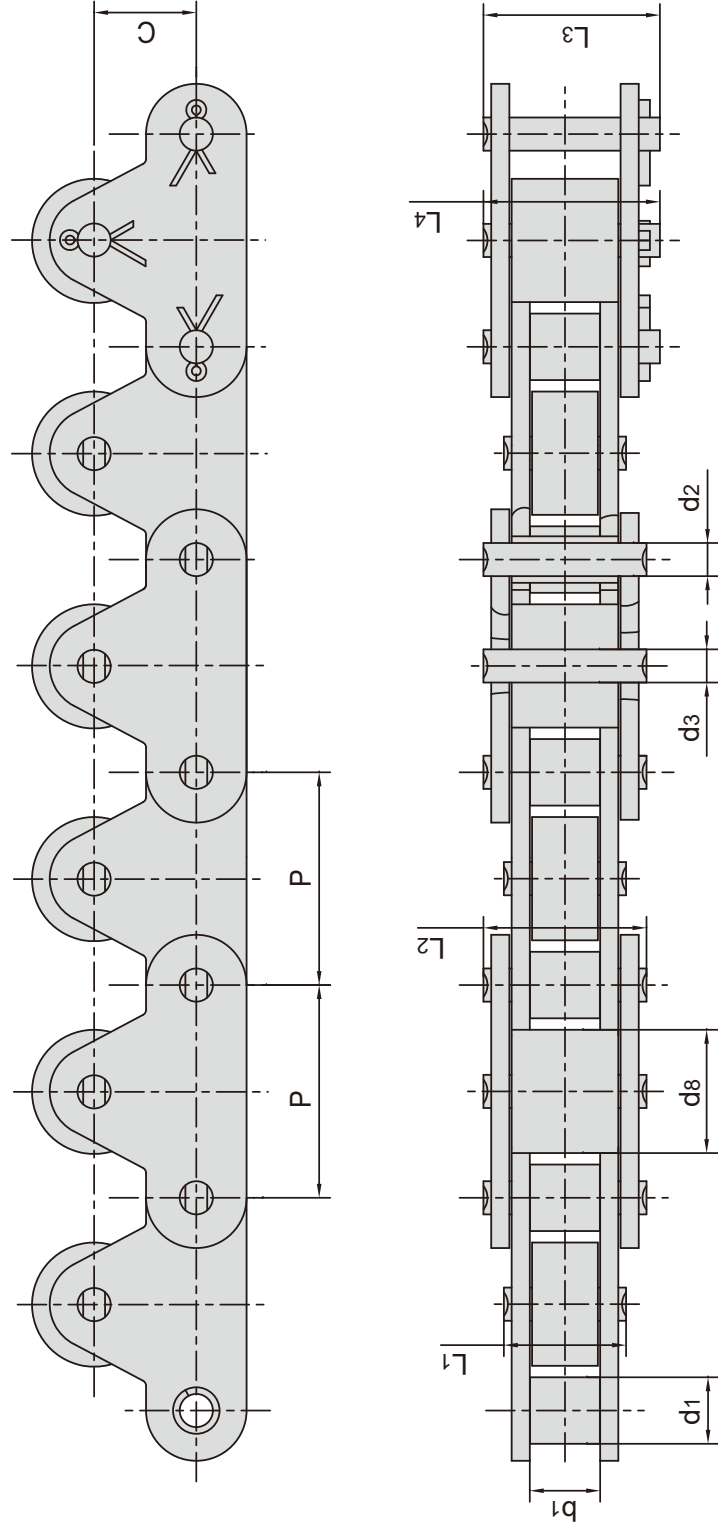
Short pitch conveyor chains with top rollers



| 东华链号 Donghua Chain No. | 节距 Pitch | | 滚子直径 Roller diameter | | 内节内宽 Width between inner plates | 销轴直径 Pin diameter | | 销轴长度 Pin length | | | | 附板尺寸 Attachment dimension | | 抗拉强度 Tensile strength | | 每米重量 Weight per meter | |
|------------------------------|-------------|--------------------|----------------------------|--------------------|--|-------------------------|--------------------|-----------------------|--------------------|-----------|-----------|---------------------------------|-------------|-----------------------------|--|--------------------------------|--|
| | P mm | d_1 max mm | d_3 max mm | b_1 min mm | d_2 max mm | L_1 max mm | L_2 max mm | L_3 max mm | L_4 max mm | G mm | C mm | Q min kN/lbf | q kg/m | | | | |
| 40-1-1LTR | 12.700 | 7.95 | 11.00 | 7.85 | 3.96 | 13.50 | 16.60 | 17.80 | 18.80 | 9.5 | 12.7 | 14.1/3250 | 1.44 | | | | |
| 50-1-1LTR | 15.875 | 10.16 | 15.00 | 9.40 | 5.08 | 16.50 | 20.70 | 22.20 | 23.30 | 12.7 | 15.9 | 22.2/4991 | 2.30 | | | | |
| 50-1LTRF1 | 15.875 | 19.05 | 19.05 | 9.40 | 5.08 | 16.50 | 20.70 | 22.20 | - | 12.7 | 15.9 | 22.2/4991 | 1.96 | | | | |
| 50-1LTRF2 | 15.875 | 10.16 | 18.00 | 9.40 | 5.08 | 16.50 | 20.70 | 22.20 | - | 12.7 | 15.9 | 22.2/4991 | 1.90 | | | | |
| 50-1LTRF4 | 15.875 | 10.16 | 19.00 | 9.40 | 5.08 | - | 20.70 | 22.20 | 23.30 | 12.7 | 15.9 | 22.2/4991 | 2.28 | | | | |
| 60-1-1LTR | 19.050 | 11.91 | 18.00 | 12.57 | 5.94 | 21.00 | 25.90 | 27.70 | 28.30 | 15.9 | 18.3 | 31.8/7227 | 3.40 | | | | |
| 80-1-1LTR | 25.400 | 15.88 | 24.00 | 15.75 | 7.92 | 26.20 | 32.70 | 35.00 | 36.50 | 19.1 | 24.6 | 56.7/12746 | 5.90 | | | | |
| 80-1LTRF1 | 25.400 | 15.88 | 25.58 | 15.75 | 7.92 | 26.20 | 32.70 | - | 36.50 | 19.1 | 24.6 | 56.7/12746 | 4.42 | | | | |
| 100-1-1LTR | 31.750 | 19.05 | 30.00 | 18.90 | 9.53 | 32.30 | 40.40 | 44.70 | 44.70 | 25.4 | 31.8 | 88.5/20114 | 8.90 | | | | |

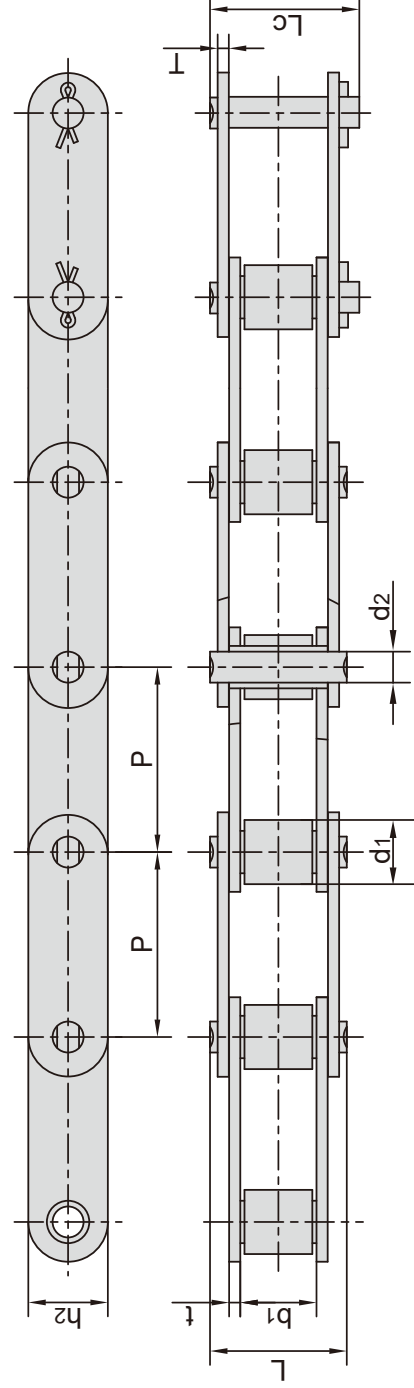
带顶滚轮双节距输送带

Double pitch conveyor chains with top rollers

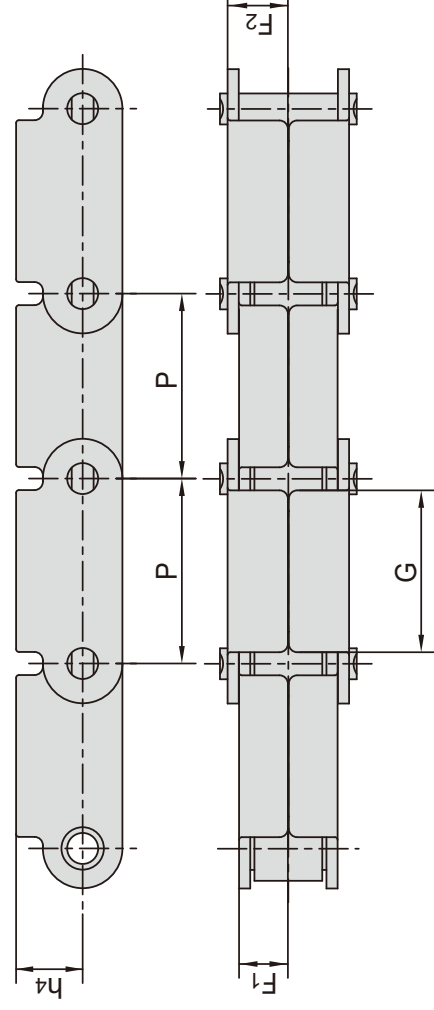


| 节距 Pitch | 滚子直径 Roller diameter | | 内节内宽 Width between inner plates | 销轴直径 Pin diameter | 销轴长度 Pin length | | | | 附件尺寸 Attachment dimension | | 抗拉强度 Tensile strength | 每米重量 Weight per meter |
|--------------|-------------------------|-----------------|--|----------------------|--------------------|-----------------|-----------------|-----------------|------------------------------|-----------------|--------------------------|--------------------------|
| | d1 max mm | d8 max mm | | | b1 min mm | d2 max mm | L1 max mm | L2 max mm | L3 max mm | L4 max mm | | |
| C2040-1LTR | 7.95 | 15.88 | 7.85 | 3.96 | 13.50 | 16.6 | 17.8 | 18.8 | 12.7 | 3.96 | 14.1/3205 | 1.31 |
| C2040-1LTRF2 | 7.95 | 15.88 | 7.85 | 3.96 | 13.50 | 16.6 | 17.8 | 18.8 | 15.0 | 3.96 | 14.1/3205 | 1.24 |
| C2040-1LTRF3 | 7.95 | 15.88 | 7.85 | 3.96 | 13.50 | 16.6 | 17.8 | 18.8 | 15.0 | 3.96 | 10.0/2248 | 1.12 |
| C2050-1LTR | 10.16 | 19.05 | 9.40 | 5.08 | 16.50 | 20.7 | 22.2 | 23.3 | 15.9 | 5.08 | 22.2/5045 | 2.03 |
| C2050-1LTRF3 | 10.16 | 19.05 | 9.40 | 5.08 | 16.50 | 20.7 | 22.2 | 23.3 | 19.0 | 5.08 | 22.2/5045 | 1.91 |
| C2060-1LTR | 11.91 | 22.23 | 12.57 | 5.94 | 20.70 | 25.9 | 27.5 | 27.5 | 23.0 | 5.94 | 31.8/7227 | 2.89 |
| C2060-1LTRF6 | 11.91 | 22.23 | 15.57 | 5.94 | 21.00 | 25.9 | 27.7 | 28.3 | 23.0 | 5.94 | 31.8/7227 | 2.80 |
| C2060H-1LRF7 | 5.94 | 28.00 | 12.57 | 5.94 | 22.40 | 29.2 | 31.6 | - | 18.3 | 5.94 | 31.1/6991 | 1.61 |
| C2080-1LTR | 15.88 | 28.58 | 15.75 | 7.92 | 26.20 | 32.7 | 35.0 | 36.5 | 29.0 | 11.50 | 56.7/12886 | 4.54 |
| C2080H-1LTR | 15.88 | 28.55 | 15.75 | 7.92 | 29.28 | 36.2 | 38.9 | 41.6 | 29.0 | 11.10 | 55.6/12499 | 5.50 |
| C2100-1LTR | 19.05 | 39.67 | 18.90 | 9.53 | 32.30 | 40.4 | 44.7 | 44.7 | 35.4 | 14.50 | 88.5/20114 | 7.72 |
| C2100-1LTRF2 | 19.05 | 39.67 | 18.90 | 9.53 | 32.30 | 40.4 | 44.7 | 44.7 | 31.8 | 9.53 | 88.5/20114 | 7.42 |

木材输送链及附件 Lumber conveyor chains & attachments

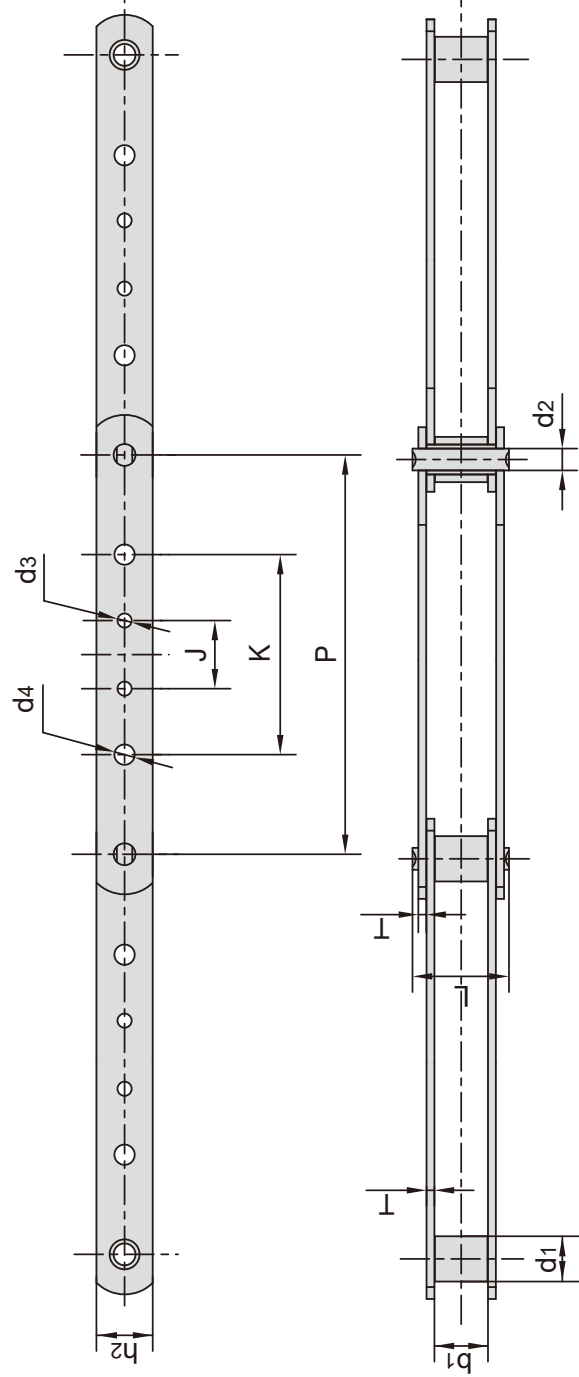


| 东华链号 Donghua Chain No. | 节距 Pitch | | 滚子直径 Roller diameter | 内节内宽 Width between inner plates | 销轴直径 Pin diameter | 销轴长度 Pin length | | 内链板高度 Inner plate depth | 链板厚度 Plate thickness | 抗拉强度 Tensile strength | 平均抗拉强度 Average tensile strength | 每米长重 Weight per meter |
|------------------------------|-------------|----|----------------------------|--|-------------------------|-----------------------|-----------------|-------------------------------|----------------------------|-----------------------------|--|--------------------------------|
| | P | mm | d1 max mm | b1 min mm | d2 max mm | L max mm | Lc max mm | h2 max mm | t/T max mm | Q min kN/lbf | Q ₀ kN | q kg/m |
| P42.47F1 | 42.47 | | 22.20 | 27.00 | 11.10 | 49.0 | 53.5 | 28.60 | 4.00 | 97.0/21806 | 106.7 | 4.74 |
| 500R | 50.00 | | 25.40 | 25.40 | 14.63 | 52.0 | 56.4 | 40.00 | 5.00 | 100.0/22727 | 114.5 | 7.13 |
| 500RF1 | 50.00 | | 25.40 | 25.40 | 14.63 | 53.4 | 60.1 | 40.00 | 5.00 | 120.0/29376 | 132.0 | 7.23 |
| 81X | 66.27 | | 23.00 | 27.00 | 11.10 | 49.0 | 53.5 | 28.50 | 4.00 | 106.7/24250 | 128.9 | 3.78 |
| 81XF14 | 66.27 | | 23.00 | 27.00 | 11.10 | 50.8 | 53.8 | 28.70 | 4.00 | 85.5/19426 | 91.4 | 3.78 |
| 81XH | 66.27 | | 23.00 | 27.78 | 11.10 | 60.7 | 65.1 | 31.35 | 7.94/5.55 | 151.9/34523 | 175.7 | 5.88 |
| 81XHE | 66.27 | | 22.20 | 27.00 | 11.10 | 59.5 | 63.0 | 28.50 | 6.30 | 83.3/18927 | 89.1 | 5.09 |
| 81XHH | 66.27 | | 23.00 | 27.78 | 11.10 | 65.6 | 70.0 | 31.35 | 7.94 | 191.1/43432 | 212.6 | 6.70 |
| 81XHS | 66.27 | | 23.00 | 27.00 | 11.10 | 63.6 | 68.0 | 31.80 | 7.60 | 152.0/34545 | 177.2 | 6.55 |
| 441.100R | 100.00 | | 25.40 | 25.40 | 14.63 | 52.0 | 56.4 | 40.00 | 5.00 | 100.0/22727 | 114.5 | 5.15 |
| P100F271 | 100.00 | | 25.40 | 25.40 | 14.63 | 54.0 | 58.0 | 40.00 | 5.00 | 100.0/22480 | 110.0 | 5.22 |

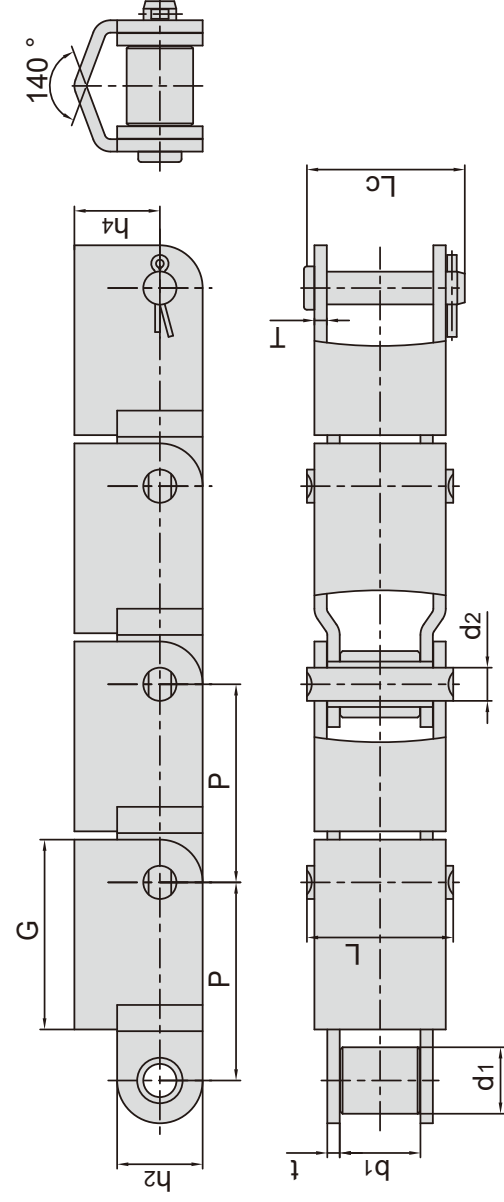


| 东华链号 Donghua Chain No. | P | F1 | F2 | G | h4 |
|------------------------------|-------|-------|-------|-------|-------|
| | mm | mm | mm | mm | mm |
| 81XF1(RT) | 66.27 | 17.50 | 21.80 | 58.00 | 23.85 |

木材输送链及附件 Lumber conveyor chains & attachments



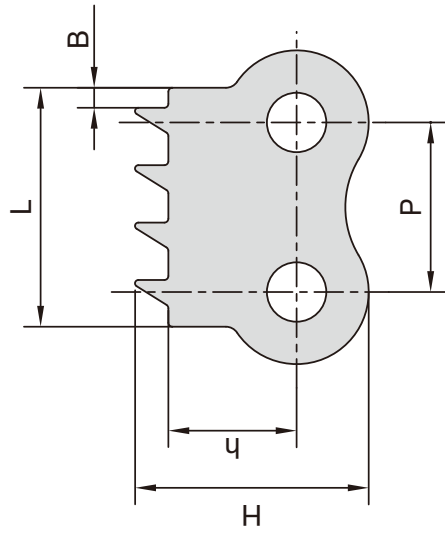
| 东华链号 Donghua Chain No. | 滚子直径 Roller diameter | | 内节内宽 Width between inner plates | | 销轴尺寸 Pin dimension | | 链板尺寸 Plate dimension | | | | | 链板厚度 Plate thickness | | 抗拉强度 Tensile strength | | 平均抗拉强度 Average tensile strength | | 每米长重 Weight per meter | |
|------------------------------|----------------------------|------|--|------|--------------------------|----------|----------------------------|-----------|-----------|----------|----------|----------------------------|--------------|-----------------------------|----------|--|------|--------------------------------|--|
| | d1 max | mm | b1 min | mm | d2 max | L max | h2 max | d3 max | d4 max | J max | K max | T max | Q min | Q0 | Q min | kg/m | Q0 | q | |
| 3939-B4 | 23.0 | 27.0 | 11.1 | 49.0 | 11.1 | 49.0 | 28.58 | 7.2 | 7.2 | 38.1 | 101.6 | 4.0 | 115.58/26268 | 136.5 | 2.45 | 136.5 | 2.45 | | |
| 3939-B21 | 23.0 | 27.0 | 11.1 | 49.0 | 11.1 | 49.0 | 28.58 | - | 38.1 | - | - | 4.0 | 115.58/26268 | 136.5 | 2.45 | 136.5 | 2.45 | | |
| 3939-B23 | 23.0 | 27.0 | 11.1 | 49.0 | 11.1 | 49.0 | 28.58 | 10.3 | - | 92.1 | 92.1 | 4.0 | 115.58/26268 | 136.5 | 2.45 | 136.5 | 2.45 | | |
| 3939-B24 | 23.0 | 27.0 | 11.1 | 49.0 | 11.1 | 49.0 | 28.58 | - | - | 101.6 | 101.6 | 4.0 | 115.58/26268 | 136.5 | 2.48 | 136.5 | 2.48 | | |
| 3939-B40 | 23.0 | 27.0 | 11.1 | 49.0 | 11.1 | 49.0 | 28.58 | - | - | 101.6 | 101.6 | 4.0 | 115.58/26268 | 136.5 | 2.45 | 136.5 | 2.45 | | |
| 3939-B43 | 23.0 | 27.0 | 11.1 | 49.0 | 11.1 | 49.0 | 28.58 | 7.2 | 38.1 | 92.1 | 92.1 | 4.0 | 115.58/26268 | 136.5 | 2.42 | 136.5 | 2.42 | | |
| 3939-B44 | 23.0 | 27.0 | 11.1 | 49.0 | 11.1 | 49.0 | 28.58 | 7.2 | 38.1 | 101.6 | 101.6 | 4.0 | 115.58/26268 | 136.5 | 2.45 | 136.5 | 2.45 | | |
| 3939H-B4 | 23.0 | 27.0 | 11.1 | 58.0 | 11.1 | 58.0 | 28.60 | - | 7.2 | 102.0 | 102.0 | 6.4 | 150.00/34082 | 172.5 | 3.51 | 172.5 | 3.51 | | |



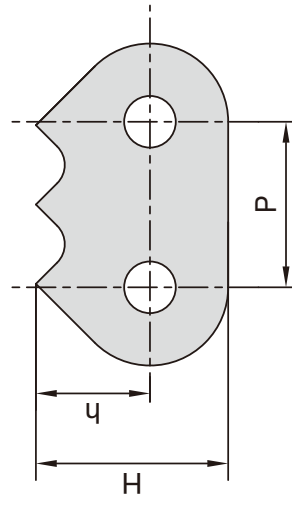
| 东华链号 Donghua Chain No. | 节距 Pitch | | 滚子直径 Roller diameter | | 内节内宽 Width between inner plates | | 销轴直径 Pin diameter | | 销轴长度 Pin length | | 链板尺寸 Plate dimension | | | 抗拉强度 Tensile strength | | 每米长重 Weight per meter | |
|------------------------------|-------------|-------|----------------------------|-------|--|-------|-------------------------|-------|-----------------------|-----------|----------------------------|-------|------------|-----------------------------|------------|--------------------------------|---|
| | P | mm | d1 max | mm | b1 min | mm | d2 max | mm | L max | Lc max | t/T max | G | h4 | Q min | kg/m | Q min | q |
| P66.27F6 | 66.27 | 22.23 | 22.23 | 27.00 | 11.10 | 53.80 | 28.60 | 49.00 | 53.80 | 4.15 | 63.50 | 28.60 | 97.8/21985 | 5.25 | 97.8/21985 | 5.25 | |

尖齿链 Sharp top chains

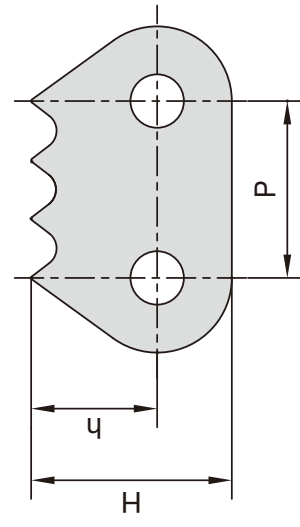
| 东华链号 Donghua Chain No. | P mm | h mm | H mm | B mm | L mm |
|------------------------------|---------|---------|---------|---------|---------|
| 08B-940 | 12.70 | 9.60 | 17.50 | 1.50 | 17.90 |



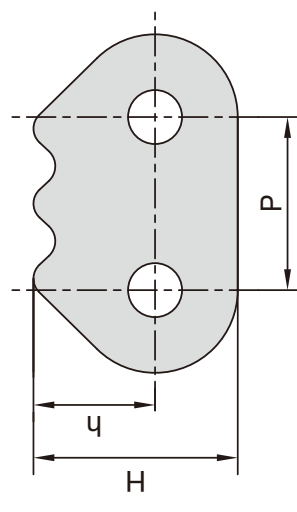
| 东华链号 Donghua Chain No. | P mm | h mm | H mm |
|------------------------------|---------|---------|---------|
| 16AF1 | 25.40 | 17.5 | 29.50 |
| C16A-3PEP | 25.40 | 17.4 | 29.00 |
| C16BF3 | 25.40 | 18.7 | 29.20 |



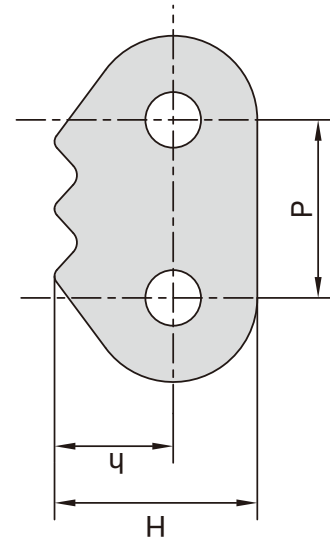
| 东华链号 Donghua Chain No. | P mm | h mm | H mm |
|------------------------------|---------|---------|---------|
| 12BF3 | 19.05 | 13.5 | 21.5 |
| C16A-1170 | 25.40 | 16.5 | 28.0 |
| 16B-1170 | 25.40 | 16.0 | 26.5 |
| 16B-1172 | 25.40 | 15.0 | 25.5 |
| C24B-4STC | 38.10 | 18.3 | 35.0 |



| 东华链号 Donghua Chain No. | P mm | h mm | H mm |
|------------------------------|---------|---------|---------|
| C60F2 | 19.05 | 13.38 | 22.48 |

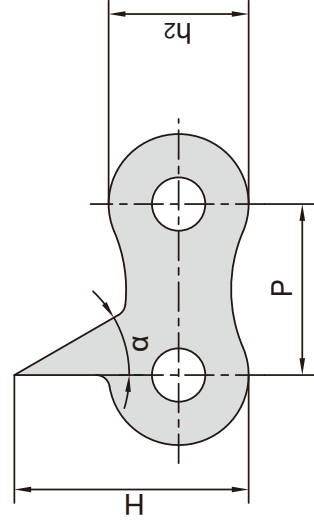


| 东华链号 Donghua Chain No. | P mm | h mm | H mm |
|------------------------------|---------|---------|---------|
| 12B-910 | 19.05 | 13.70 | 21.70 |
| 60-910 | 19.05 | 12.70 | 21.70 |
| C16A-1-3PEPF1 | 25.40 | 17.50 | 29.50 |
| C100-1-3STC | 31.75 | 19.15 | 34.15 |
| C24A-1-3STC | 38.10 | 23.10 | 40.90 |

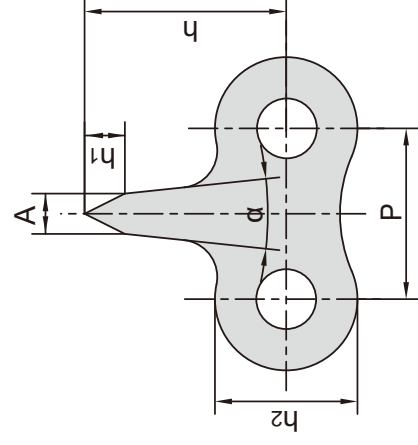


尖齿链 Sharp top chains

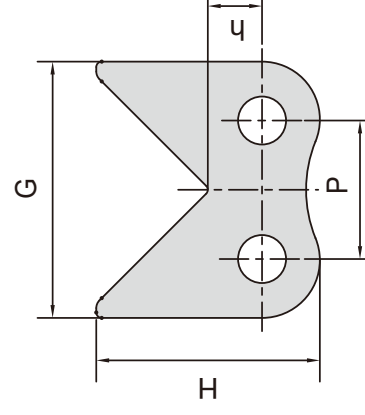
| 东华链号 Donghua Chain No. | P | h ₂ | H | α |
|------------------------------|------------|----------------|------------|-----|
| 08A-D2-F1 | mm 12.7 | mm 10.4 | mm 17.4 | 30° |
| 08AF34 | 12.7 | 10.4 | 17.9 | 30° |



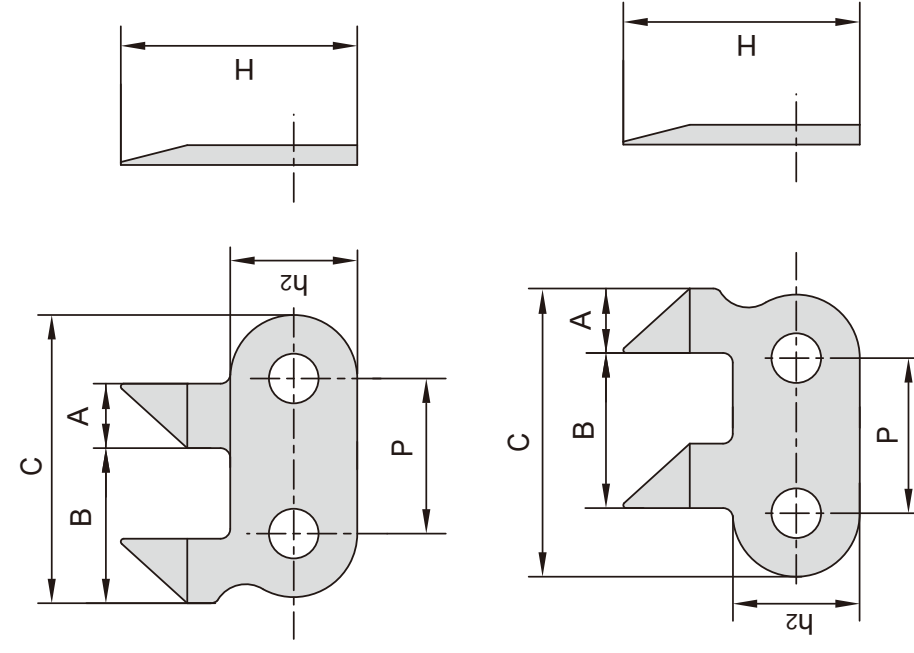
| 东华链号 Donghua Chain No. | P | h ₁ | h ₂ | h | A | α |
|------------------------------|------------|----------------|----------------|------------|-----------|-----|
| 08BF21 | mm 12.7 | mm 3.0 | mm 10.6 | mm 15.0 | mm 3.0 | 12° |



| 东华链号 Donghua Chain No. | P | H | h | G |
|------------------------------|------------|------------|-----------|------------|
| 08BF73 | mm 12.7 | mm 20.5 | mm 5.0 | mm 23.5 |

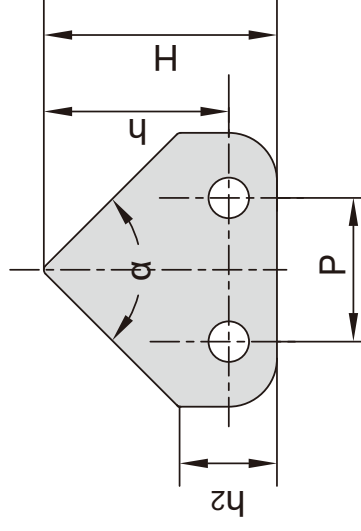


| 东华链号 Donghua Chain No. | P | A | B | C | h ₂ | H |
|------------------------------|--------------|-----------|--------------|------------|----------------|------------|
| 10AF8 | mm 15.875 | mm 6.6 | mm 15.875 | mm 29.5 | mm 13.0 | mm 24.2 |

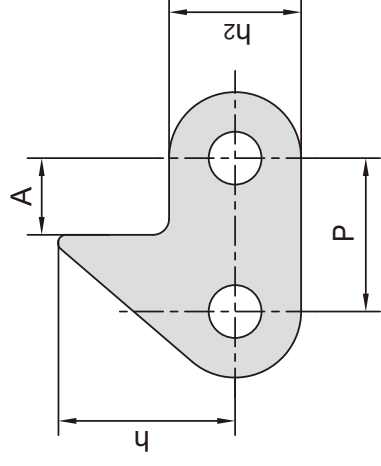


尖齿链 Sharp top chains

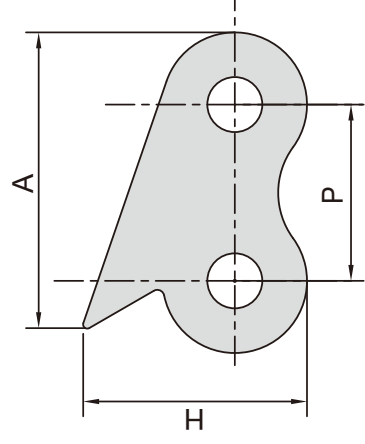
| 东华链号 Donghua Chain No. | P mm | H mm | h mm | h ₂ mm | h ₂ mm | α |
|------------------------------|---------|---------|---------|----------------------|----------------------|-----|
| 41F6 | 12.7 | 20.6 | 16.35 | 8.70 | 8.70 | 90° |



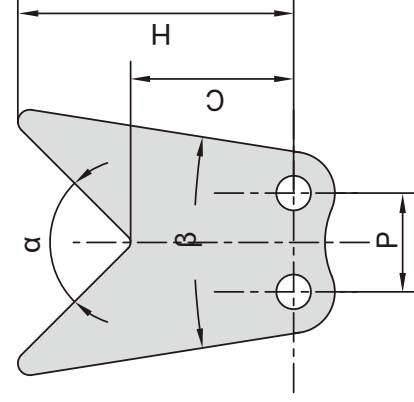
| 东华链号 Donghua Chain No. | P mm | h ₂ mm | h mm | h ₂ mm | A mm |
|------------------------------|---------|----------------------|---------|----------------------|---------|
| 06BF1 | 9.525 | 8.20 | 11.00 | 4.76 | 4.76 |
| 06BF37 | 9.525 | 8.20 | 10.00 | 4.76 | 4.76 |
| 08AF41 | 12.700 | 10.40 | 11.80 | 6.35 | 6.35 |
| 10AF78 | 15.875 | 15.09 | 16.88 | 9.72 | 9.72 |
| 16B-1STCF6 | 25.400 | 21.00 | 27.50 | 0.70 | 0.70 |
| 16BF97-STC | 25.400 | 21.00 | 23.50 | 2.70 | 2.70 |
| C210AH-1STCF1 | 31.750 | 15.00 | 13.50 | 20.00 | 20.00 |



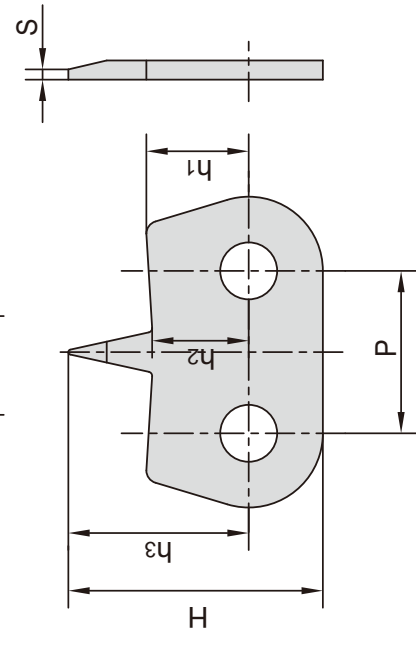
| 东华链号 Donghua Chain No. | P mm | H mm | A mm |
|------------------------------|---------|---------|---------|
| 08BF44 | 12.7 | 16.30 | 23.30 |
| 08AF8 | 12.7 | 16.13 | 21.34 |



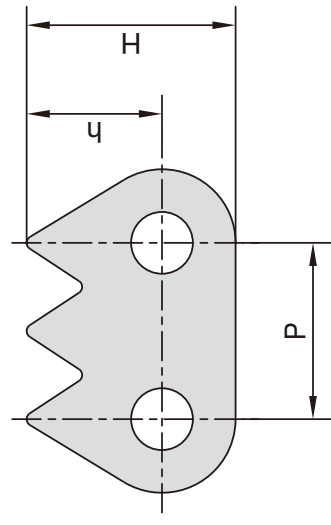
| 东华链号 Donghua Chain No. | P mm | C mm | H mm | α | β |
|------------------------------|---------|---------|---------|-----|-----|
| 428HJF1 | 12.7 | 21.5 | 36.15 | 90° | 18° |
| 428HJF2 | 12.7 | 14.5 | 33.60 | 90° | 34° |



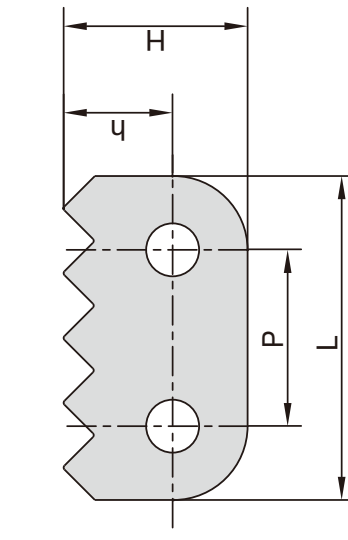
| 东华链号 Donghua Chain No. | P mm | h ₁ mm | h ₂ mm | h ₃ mm | H mm | s mm |
|------------------------------|---------|----------------------|----------------------|----------------------|---------|---------|
| 08BF11 | 12.70 | 8.0 | 7.8 | 14.1 | 19.9 | 0.8 |



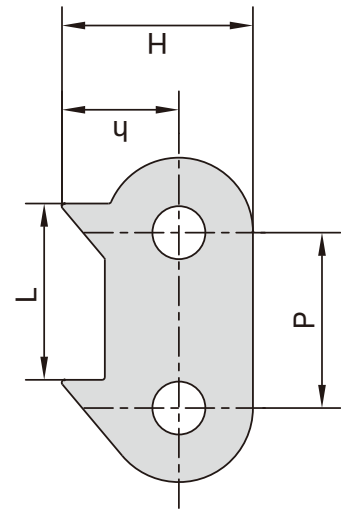
尖齿链 Sharp top chains



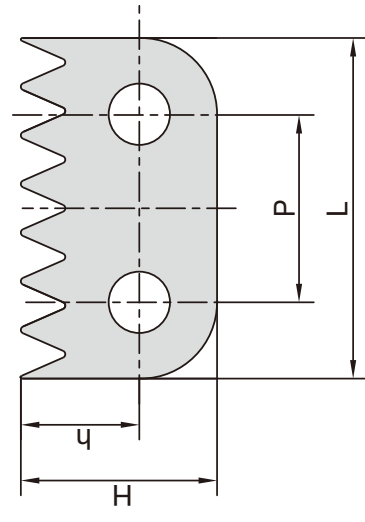
| 东华链号 Donghua Chain No. | P mm | h mm | H mm |
|------------------------------|---------|---------|---------|
| 08BF71 | 12.70 | 9.75 | 15.05 |



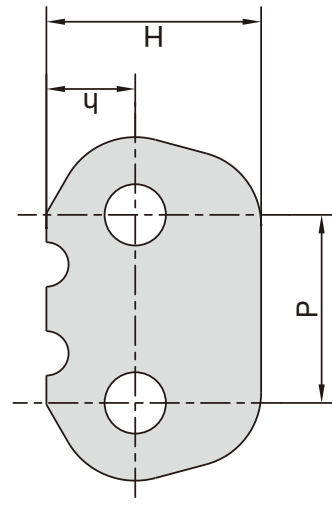
| 东华链号 Donghua Chain No. | P mm | h mm | H mm | L mm |
|------------------------------|---------|---------|---------|---------|
| C10B-5STCF1 | 15.875 | 11.3 | 18.8 | 30.9 |
| 10AF41-2 | 15.875 | 11.5 | 19.0 | 30.9 |
| 12B-911 | 19.050 | 11.9 | 20.0 | 35.0 |



| 东华链号 Donghua Chain No. | P mm | h mm | H mm | L mm |
|------------------------------|---------|---------|---------|---------|
| C12B-9010 | 19.05 | 13.00 | 21.00 | 19.05 |
| C12B-940 | 19.05 | 13.20 | 22.30 | 19.75 |
| C60-2STCF1 | 19.05 | 12.95 | 21.95 | 19.80 |
| C60-2STCF2 | 19.05 | 13.30 | 22.40 | 19.80 |
| C12B-1-9010 | 19.05 | 12.50 | 20.50 | 19.05 |
| C16B-1160 | 25.40 | 17.00 | 27.50 | 25.40 |
| C16B-1161 | 25.40 | 17.00 | 27.50 | 25.40 |
| C16A-1160 | 25.40 | 18.00 | 29.50 | 25.40 |
| C16A-1-1160F2 | 25.40 | 18.00 | 29.50 | 25.40 |
| C24B-2STCF1 | 38.10 | 19.50 | 35.50 | 25.00 |



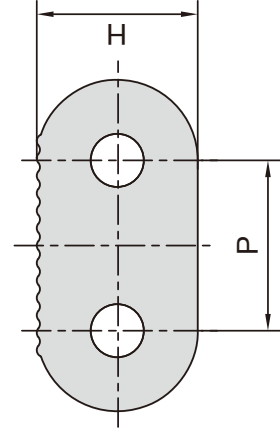
| 东华链号 Donghua Chain No. | P mm | h mm | H mm | L mm |
|------------------------------|---------|---------|---------|---------|
| 16B-1187 | 25.40 | 16.00 | 26.50 | 46.00 |



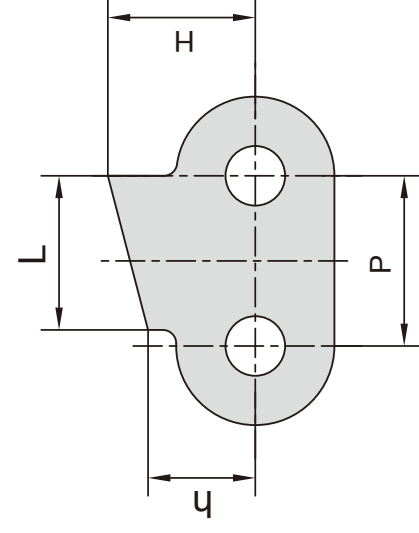
| 东华链号 Donghua Chain No. | P mm | h mm | H mm |
|------------------------------|---------|---------|---------|
| 16BF45 | 25.40 | 12.00 | 29.00 |

尖齿链 Sharp top chains

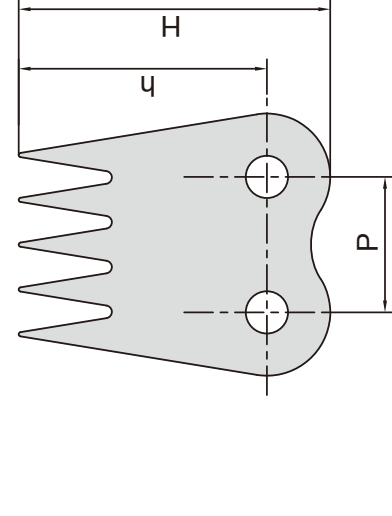
| 东华链号 Donghua Chain No. | P mm | H mm |
|------------------------------|---------|---------|
| C40-13STC | 12.70 | 12.00 |



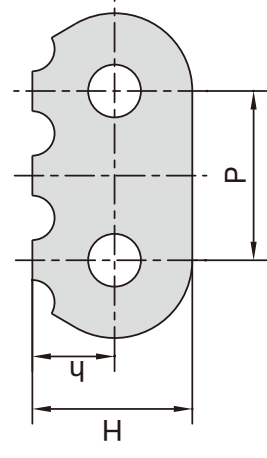
| 东华链号 Donghua Chain No. | P mm | h mm | H mm | L mm |
|------------------------------|---------|---------|---------|---------|
| 08BF128 | 12.70 | 8.00 | 11.00 | 11.50 |



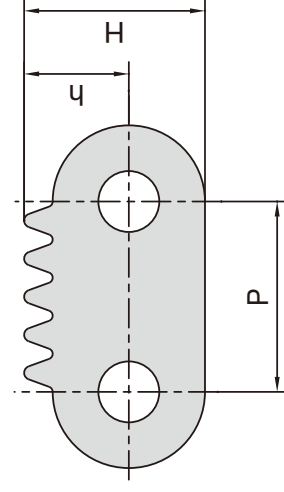
| 东华链号 Donghua Chain No. | P mm | h mm | H mm |
|------------------------------|---------|---------|---------|
| 12AF91 | 19.05 | 34.90 | 43.80 |



| 东华链号 Donghua Chain No. | P mm | h mm | H mm |
|------------------------------|---------|---------|---------|
| 60-911 | 19.05 | 9.25 | 18.00 |
| 60-912 | 19.05 | 9.20 | 17.95 |

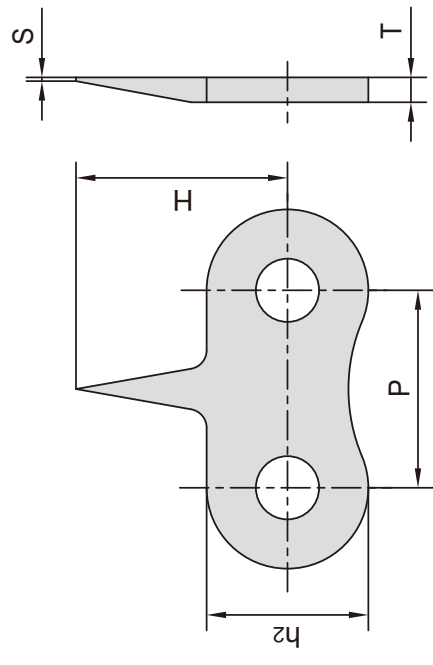


| 东华链号 Donghua Chain No. | P mm | h mm | H mm |
|------------------------------|---------|---------|---------|
| LL1044F1 | 15.875 | 8.73 | 15.08 |

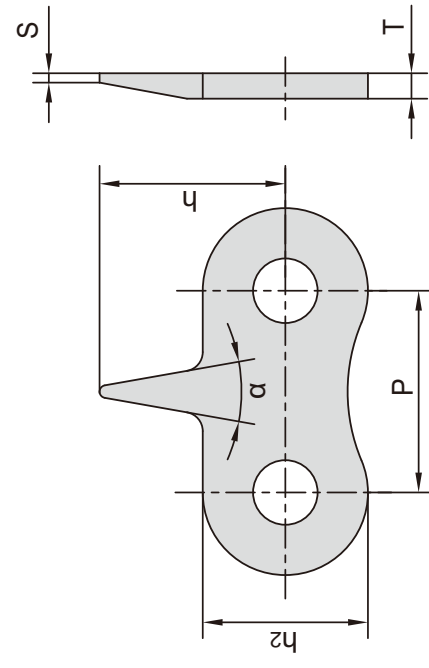


尖齿链 Sharp top chains

| 东华链号 Donghua Chain No. | P mm | h ₂ mm | H mm | S mm | T mm |
|------------------------------|---------|----------------------|---------|---------|---------|
| 08AF29 | 12.700 | 10.60 | 15.6 | - | 1.50 |
| 08BF90 | 12.700 | 10.60 | 17.0 | 0.3 | 1.60 |
| 08B-1STCF15 | 12.700 | 10.20 | 17.0 | - | 1.60 |
| 10AF2 | 15.875 | 13.00 | 17.0 | 0.3 | 2.03 |
| 10AF15 | 15.875 | 15.09 | 17.0 | - | 2.03 |
| 10AF23 | 15.875 | 13.00 | 20.8 | 0.3 | 2.03 |
| 10AF48 | 15.875 | 13.00 | 16.9 | - | 2.03 |
| 10BF50 | 15.875 | 13.70 | 17.0 | 0.3 | 1.70 |
| 10AF58 | 15.875 | 15.09 | 17.0 | - | 2.03 |

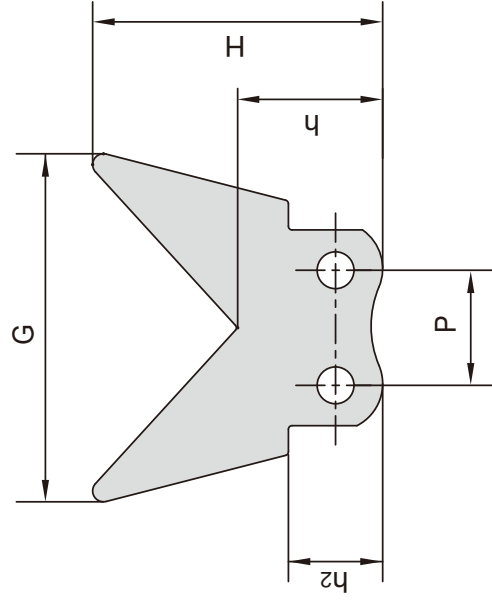
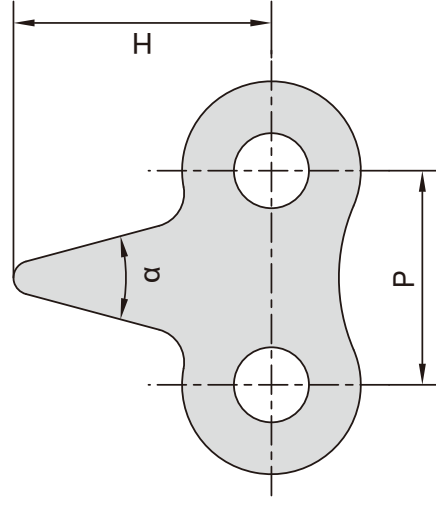


| 东华链号 Donghua Chain No. | P mm | h ₂ mm | h mm | T mm | S mm | α |
|------------------------------|---------|----------------------|---------|---------|---------|-----|
| 08BF25 | 12.70 | 10.6 | 15.6 | 1.60 | - | 30° |
| 08BF29 | 12.70 | 10.6 | 14.5 | 1.60 | 0.8 | 30° |
| 08BF30 | 12.70 | 10.6 | 14.5 | 1.60 | 0.3 | 30° |
| 08BF35 | 12.70 | 10.6 | 21.5 | 1.60 | 0.6 | 30° |
| 08BF67 | 12.70 | 10.6 | 16.1 | 1.60 | 0.3 | 30° |
| 08BF195 | 12.70 | 10.6 | 14.5 | 1.60 | 0.4 | 30° |
| 08AF10 | 12.70 | 10.6 | 15.6 | 1.50 | - | 30° |
| 12B-1STCF1 | 19.05 | 15.0 | 19.0 | 1.85 | - | 30° |
| 12AF33 | 19.05 | 15.6 | 19.7 | 2.42 | 0.6 | 18° |



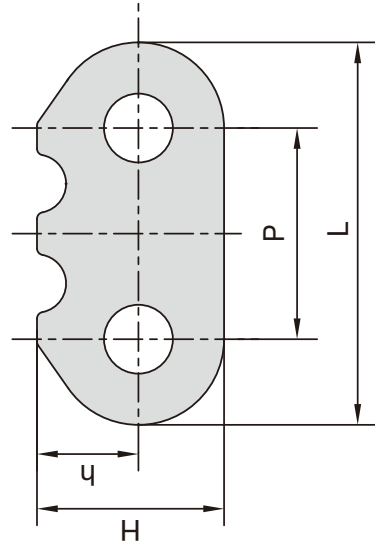
尖齿链 Sharp top chains

| 东华链号 Donghua Chain No. | P mm | H mm | α |
|------------------------------|---------|---------|----------|
| 06BF39 | 9.525 | 11.00 | 30° |
| 08AF10 | 12.700 | 15.60 | 30° |
| 08BF30 | 12.700 | 14.50 | 30° |
| 08BF38 | 12.700 | 14.60 | 40° |
| 08BF5 | 12.700 | 15.30 | 30° |
| 08BF51 | 12.700 | 14.00 | 50° |
| 08BF56 | 12.700 | 14.40 | 30° |
| 08BF86 | 12.700 | 15.00 | 50° |
| 08BSSF11 | 12.700 | 14.60 | 40° |
| 08A-1STCF10 | 12.700 | 13.80 | 30° |
| 08AF66 | 12.700 | 17.10 | 45° |
| 41-1STCF1 | 12.700 | 14.60 | 30° |
| 08B-1STCF22 | 12.700 | 13.84 | 30° |
| 08B-1STCF23 | 12.700 | 18.84 | 30° |
| 08B-1STCF28 | 12.700 | 14.60 | 40° |
| 08BF140 | 12.700 | 12.50 | 30° |
| 08BF141 | 12.700 | 14.50 | 30° |
| 10AF7 | 15.875 | 15.88 | 21° |
| 10BF40 | 15.875 | 17.40 | 25° |
| 10AF61 | 15.875 | 17.00 | 20° |
| 10B-1STCF3 | 15.875 | 21.00 | 26° |
| 10B-1STCF4 | 15.875 | 18.00 | 45° |
| 12A-1STCF1 | 19.050 | 25.00 | 28° |
| 12B-1STCF1 | 19.050 | 19.00 | 30° |
| 12A-1STCF2 | 19.050 | 28.00 | 30° |
| 16AF44 | 25.400 | 31.80 | 50° |
| 16A-1STCF4 | 25.400 | 29.80 | 40° |
| 16A-1STCF5 | 25.400 | 31.75 | 60° |
| 20A-1STCF1 | 31.750 | 53.00 | 82.1° |

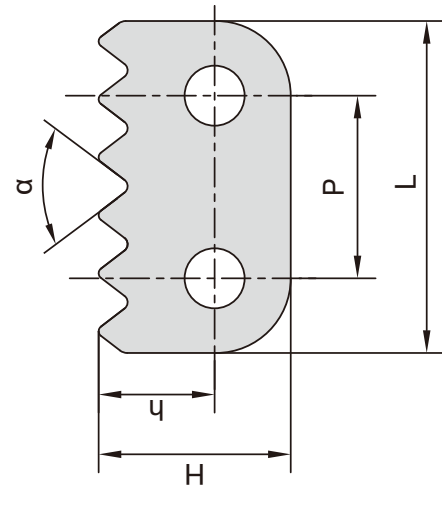


| 东华链号 Donghua Chain No. | P mm | H mm | h mm | h2 mm | G mm |
|------------------------------|---------|---------|---------|----------|---------|
| 50F21 | 15.875 | 40.0 | 20.0 | 13.0 | 48.0 |

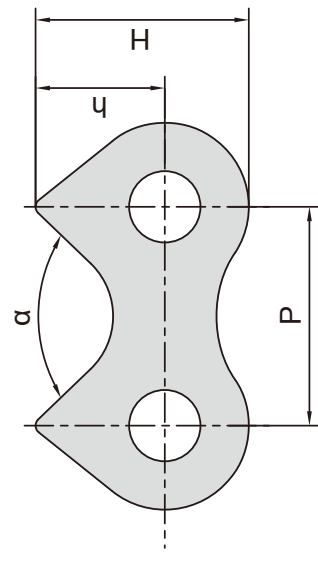
尖齿链 Sharp top chains



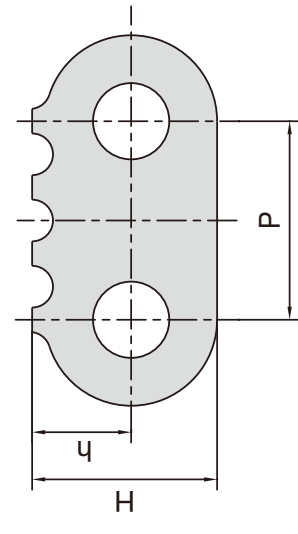
| 东华链号 Donghua Chain No. | P mm | L mm | h mm | H mm |
|------------------------------|---------|---------|---------|---------|
| 16B-1180 | 25.40 | 46.00 | 12.2 | 22.5 |



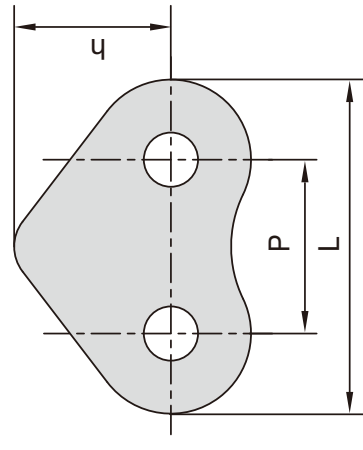
| 东华链号 Donghua Chain No. | P mm | L mm | h mm | H mm | α |
|------------------------------|---------|---------|---------|---------|----------|
| 25HF5-6STC | 6.35 | 5.8 | 8.8 | 12.2 | 90° |
| 16B-1185 | 25.40 | 46.0 | 16.0 | 26.5 | 75° |
| 16B-6STC | 25.40 | 46.0 | 16.0 | 26.5 | 73.4° |



| 东华链号 Donghua Chain No. | P mm | h mm | H mm | α |
|------------------------------|---------|---------|---------|----------|
| 16B-2STCF1 | 25.40 | 15.0 | 24.75 | 88° |
| 20A-2STCF1 | 31.75 | 23.0 | 35.95 | 80° |
| 20A-2STCF3 | 31.75 | 23.0 | 35.95 | 82° |
| 32B-2STCF1 | 50.80 | 34.0 | 55.00 | 91.46° |



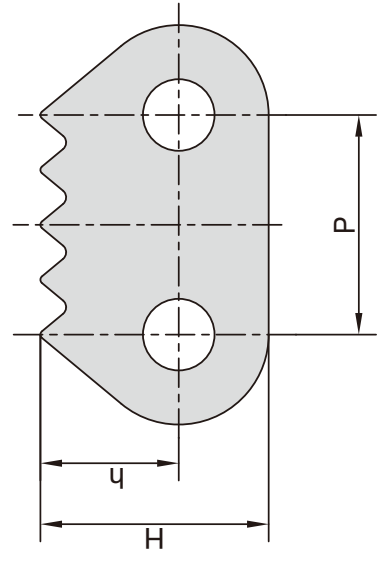
| 东华链号 Donghua Chain No. | P mm | h mm | H mm |
|------------------------------|---------|---------|---------|
| 24B-1810 | 38.10 | 19.00 | 35.50 |
| 120F6 | 38.10 | 21.00 | 35.50 |



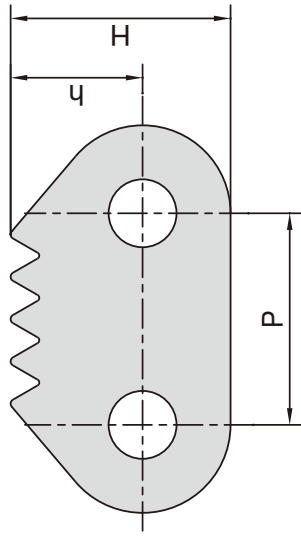
| 东华链号 Donghua Chain No. | P mm | L mm | h mm |
|------------------------------|---------|---------|---------|
| 16BF5 | 25.40 | 48.8 | 22.90 |
| 16BF6 | 25.40 | 46.0 | 30.00 |

尖齿链 Sharp top chains

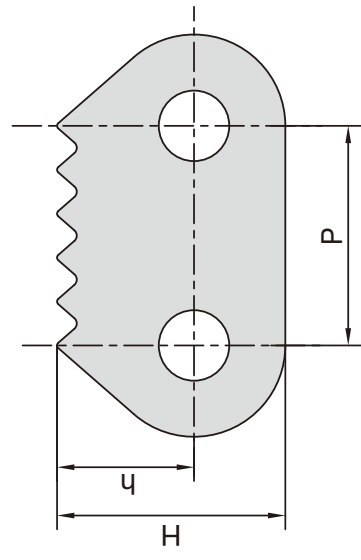
| 东华链号 Donghua Chain No. | P mm | h mm | H mm |
|------------------------------|---------|---------|---------|
| C12BF56-STC | 19.05 | 13.00 | 22.00 |
| 16A-1171 | 25.40 | 16.00 | 26.40 |
| C16A-5PEP | 25.40 | 17.40 | 29.00 |
| C16AF2 | 25.40 | 17.50 | 29.50 |
| C16A-5PEPF1 | 25.40 | 17.30 | 29.50 |
| C16BF2 | 25.40 | 18.70 | 29.20 |
| 16BF24 | 25.40 | 16.00 | 26.40 |
| 26BF29 | 25.40 | 15.90 | 26.40 |
| C16A-2-5PEPF1 | 25.40 | 17.30 | 29.50 |
| 16B-5STCF3 | 25.40 | 13.70 | 24.20 |
| 16B-5STCF4 | 25.40 | 13.90 | 24.40 |
| 16B-5STCF5 | 25.40 | 13.50 | 24.00 |
| C100-2-5STC | 31.75 | 20.70 | 35.43 |
| C24B-1831 | 38.10 | 22.50 | 39.00 |
| 24A-1-STC | 38.10 | 21.00 | 38.05 |



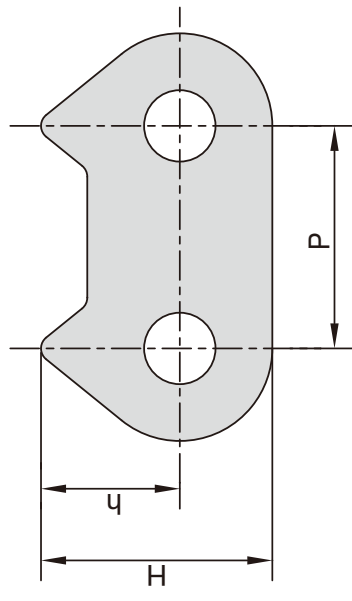
| 东华链号 Donghua Chain No. | P mm | h mm | H mm |
|------------------------------|---------|---------|---------|
| C20BF9 | 31.75 | 19.80 | 33.00 |



| 东华链号 Donghua Chain No. | P mm | h mm | H mm |
|------------------------------|---------|---------|---------|
| 20BF8 | 31.75 | 19.80 | 33.00 |
| 20B-1310 | 31.75 | 19.80 | 33.00 |
| 20B-6STCF1 | 31.75 | 16.50 | 30.00 |
| C24B-6STCF1 | 38.10 | 23.50 | 40.00 |

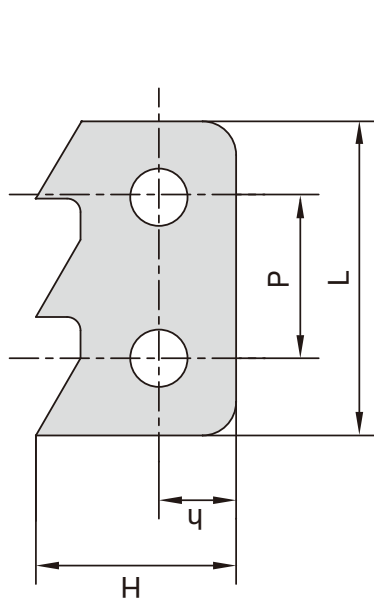


| 东华链号 Donghua Chain No. | P mm | h mm | H mm |
|------------------------------|---------|---------|---------|
| 20B-1350 | 31.75 | 19.80 | 33.00 |

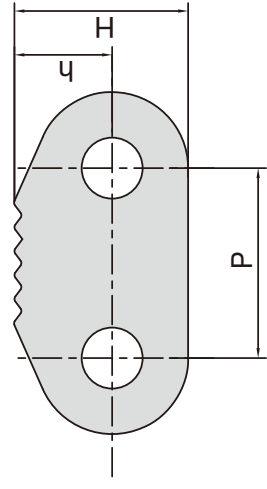


尖齿链 Sharp top chains

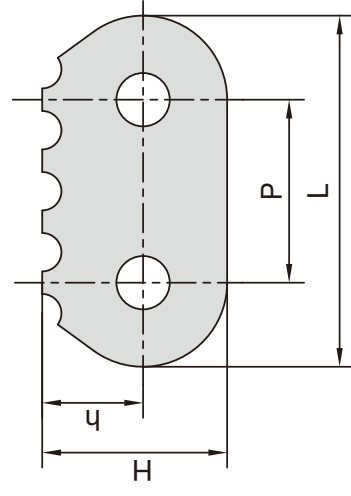
| 东华链号 Donghua Chain No. | P mm | L mm | h mm | H mm |
|------------------------------|---------|---------|---------|---------|
| 20AF1 | 31.75 | 57.20 | 14.75 | 35.84 |



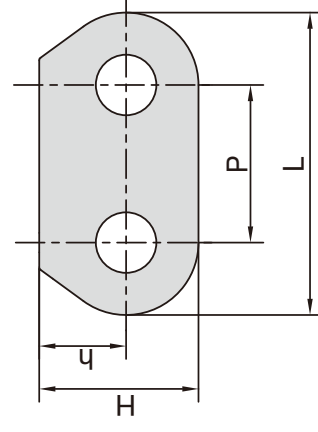
| 东华链号 Donghua Chain No. | P mm | h mm | H mm |
|------------------------------|---------|---------|---------|
| 20B-6STC | 31.75 | 16.50 | 29.20 |



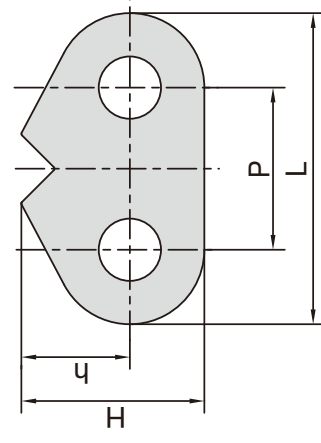
| 东华链号 Donghua Chain No. | P mm | L mm | h mm | H mm |
|------------------------------|---------|---------|---------|---------|
| C20A-1-4STC | 31.75 | 46.75 | 18.3 | 33.3 |
| 120-1802 | 38.10 | 73.10 | 21.0 | 38.5 |
| 24B-1809 | 38.10 | 73.10 | 21.0 | 38.5 |



24B-1805

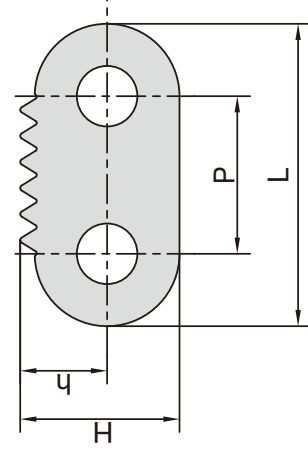


24B-1807

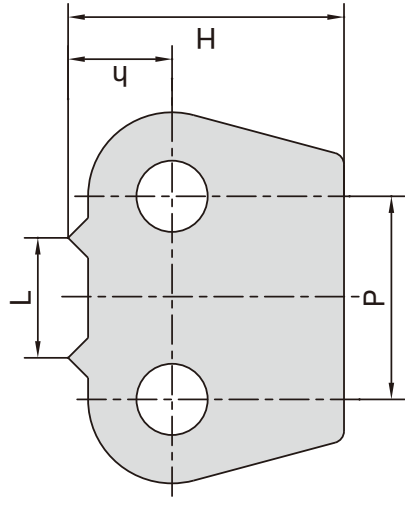


| 东华链号 Donghua Chain No. | P mm | L mm | h mm | H mm |
|------------------------------|---------|---------|---------|---------|
| 24B-1805 | 38.10 | 73.10 | 21.0 | 38.5 |
| 24B-1807 | 38.10 | 73.10 | 25.5 | 43.0 |
| C24B-1820 | 38.10 | 73.10 | 21.0 | 38.5 |

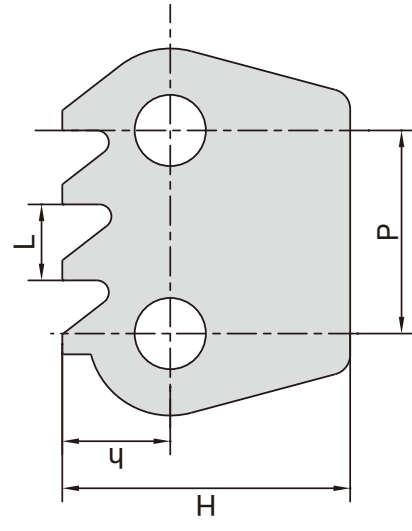
C24B-1820



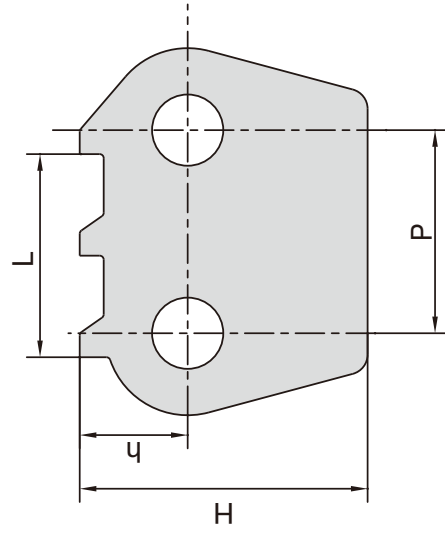
尖齿链 Sharp top chains



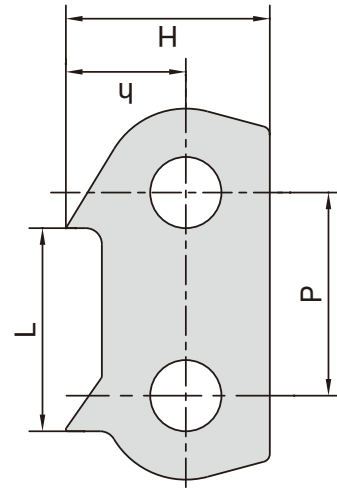
| 东华链号 Donghua Chain No. | P mm | h mm | H mm | L mm |
|------------------------------|---------|---------|---------|---------|
| 32BF4 | 50.80 | 26.00 | 70.00 | 30.00 |



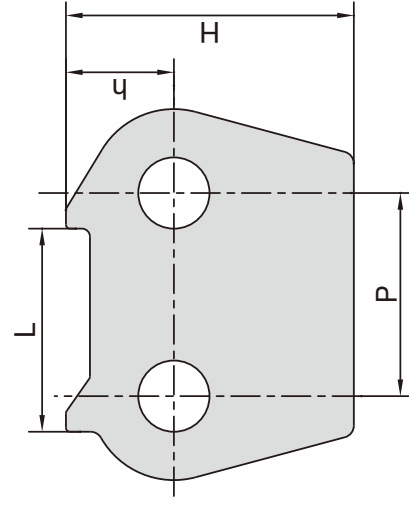
| 东华链号 Donghua Chain No. | P mm | h mm | H mm | L mm |
|------------------------------|---------|---------|---------|---------|
| 32B-1875 | 50.80 | 27.00 | 72.00 | 19.00 |
| 32BF20-1875 | 50.80 | 30.00 | 74.00 | 13.50 |



| 东华链号 Donghua Chain No. | P mm | h mm | H mm | L mm |
|------------------------------|---------|---------|---------|---------|
| 32B-1876 | 50.80 | 27.00 | 72.00 | 50.80 |

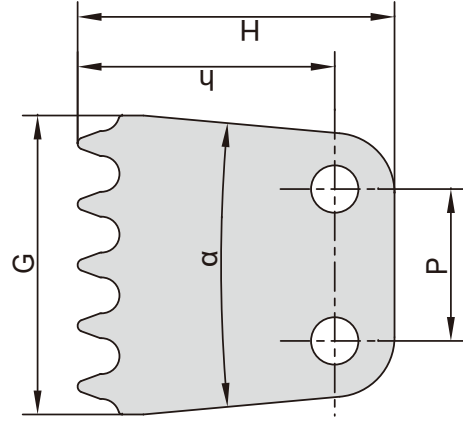


| 东华链号 Donghua Chain No. | P mm | h mm | H mm | L mm |
|------------------------------|---------|---------|---------|---------|
| 32B-1877 | 50.80 | 30.00 | 51.00 | 50.80 |

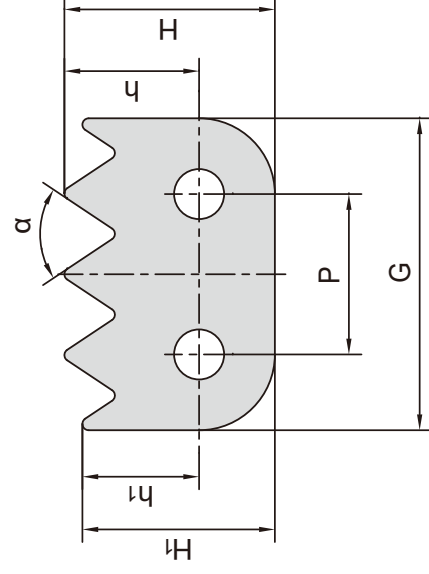


| 东华链号 Donghua Chain No. | P mm | h mm | H mm | L mm |
|------------------------------|---------|---------|---------|---------|
| 32B-1878 | 50.80 | 27.00 | 72.00 | 50.80 |

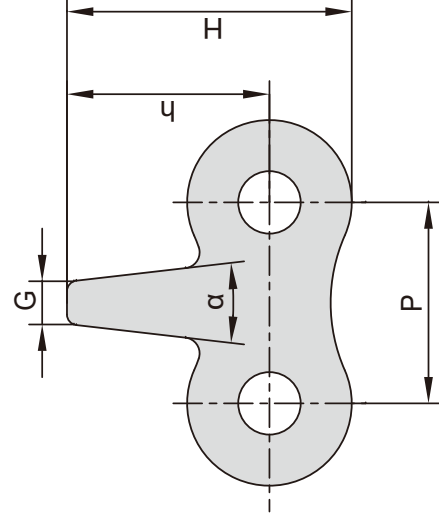
尖齿链 Sharp top chains



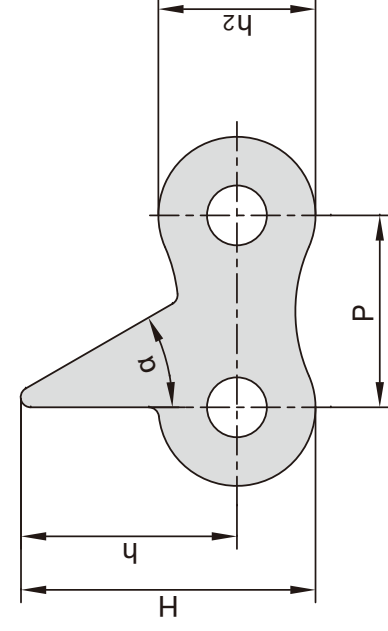
| 东华链号 Donghua Chain No. | P mm | G mm | h mm | H mm | α |
|------------------------------|---------|---------|---------|---------|-----|
| 08A-5STCF7 | 12.700 | 25.00 | 21.50 | 26.50 | 10° |
| 08B-5STCF1 | 12.700 | 25.00 | 20.00 | 25.00 | 11° |
| 08B-5STCF5 | 12.700 | 25.20 | 21.00 | 26.00 | 11° |



| 东华链号 Donghua Chain No. | P mm | G mm | h1 mm | H1 mm | h mm | H mm | α |
|------------------------------|---------|---------|----------|----------|---------|---------|-----|
| 08A-5STCF1 | 12.7 | 24.7 | 9.25 | 15.25 | 10.65 | 16.65 | 67° |

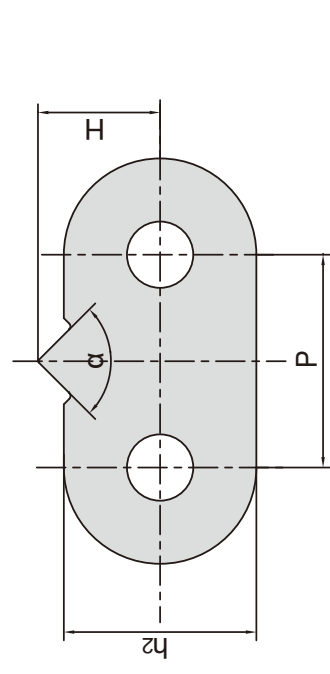


| 东华链号 Donghua Chain No. | P mm | G mm | h mm | H mm | α |
|------------------------------|---------|---------|---------|---------|-----|
| 12A-1STCF6 | 19.050 | 4.00 | 19.20 | 27.00 | 15° |

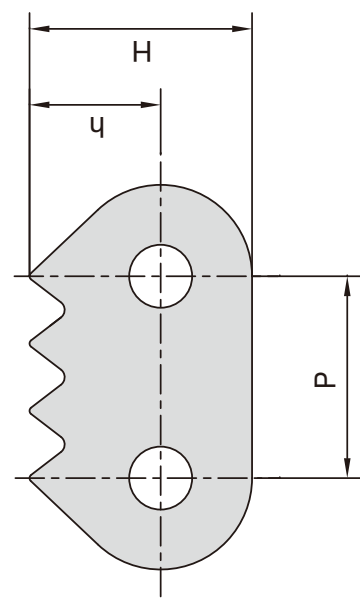


| 东华链号 Donghua Chain No. | P mm | h mm | h2 mm | H mm | α |
|------------------------------|---------|---------|----------|---------|-----|
| 12A-1STCF4 | 19.050 | 24.20 | 15.60 | 32.00 | 30° |

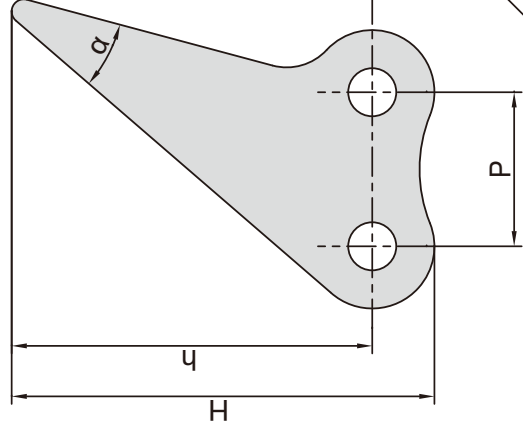
尖齿链 Sharp top chains



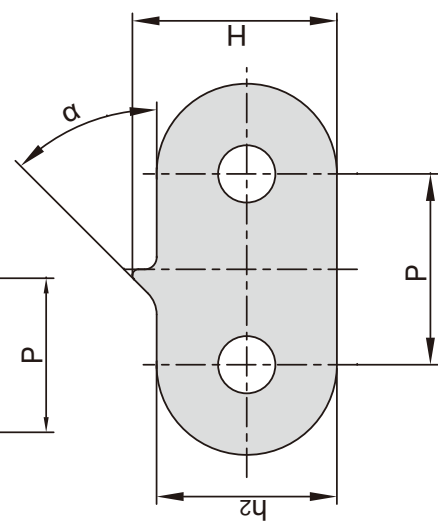
| 东华链号 Donghua Chain No. | P mm | h ₂ mm | H mm | α |
|------------------------------|---------|----------------------|---------|-----|
| 80-STCF1 | 25.400 | 23.00 | 14.70 | 90° |



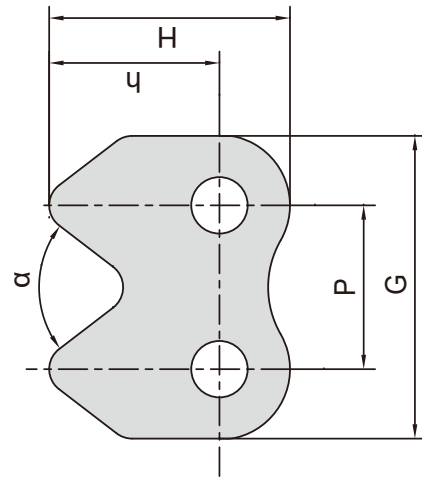
| 东华链号 Donghua Chain No. | P mm | h mm | H mm |
|------------------------------|---------|---------|---------|
| C16A-2-4STCF1 | 25.400 | 16.50 | 28.00 |
| 16B-2-1172F1 | 25.400 | 15.00 | 25.50 |
| C20A-1-4STCF1 | 31.750 | 20.50 | 35.50 |



| 东华链号 Donghua Chain No. | P mm | h mm | H mm | α |
|------------------------------|---------|---------|---------|-----|
| 16A-1STCF3 | 25.40 | 62.00 | 72.25 | 26° |



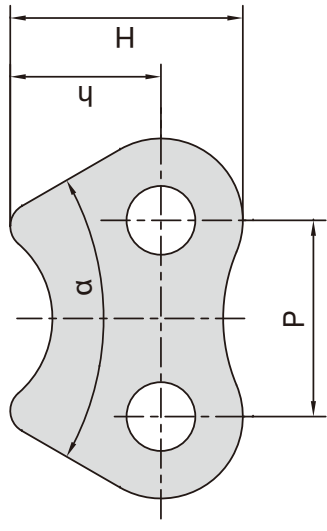
| 东华链号 Donghua Chain No. | P mm | h ₂ mm | H mm | α |
|------------------------------|---------|----------------------|---------|-----|
| C20A-2-1STC | 31.75 | 30.00 | 35.43 | 45° |



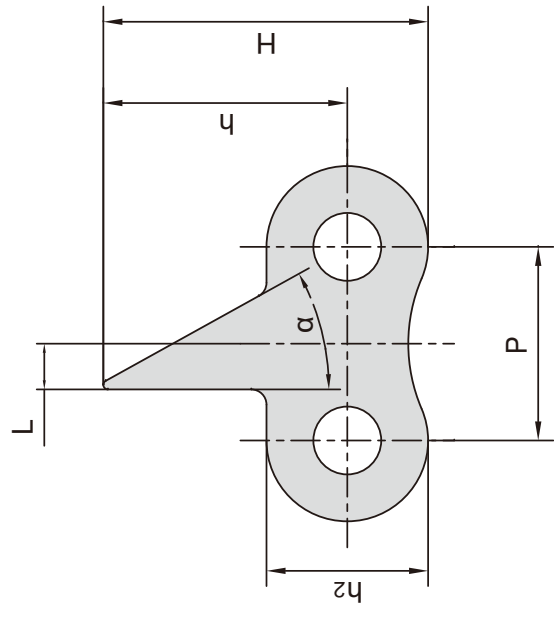
| 东华链号 Donghua Chain No. | P mm | G mm | h mm | H mm | α |
|------------------------------|---------|---------|---------|---------|-----|
| 06B-2STCF2 | 9.42 | 17.60 | 9.90 | 14.00 | 75° |

尖齿链 Sharp top chains

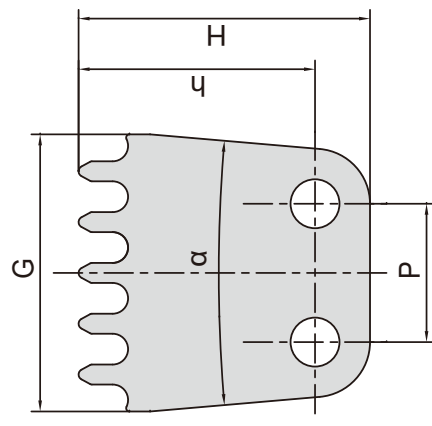
| 东华链号 Donghua Chain No. | P mm | h mm | H mm | α |
|------------------------------|---------|---------|---------|----------|
| 08B-2STCF1 | 12.70 | 9.80 | 15.10 | 60° |



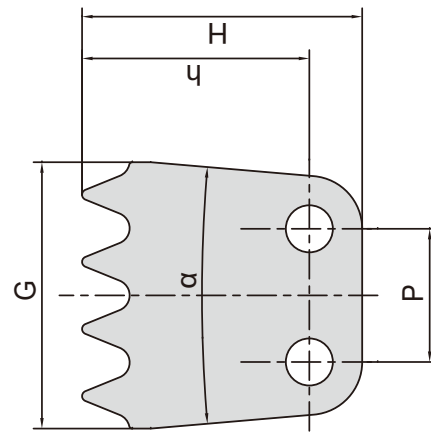
| 东华链号 Donghua Chain No. | P mm | h ₂ mm | h mm | H mm | L mm | α |
|------------------------------|---------|----------------------|---------|---------|---------|----------|
| 08B-1STCF30 | 12.70 | 10.60 | 16.00 | 21.30 | 3.00 | 60° |



| 东华链号 Donghua Chain No. | P mm | G mm | h mm | H mm | α |
|------------------------------|---------|---------|---------|---------|----------|
| 08B-5STCF3 | 12.70 | 25.20 | 21.50 | 26.50 | 11° |
| 08B-5STCF4 | 12.70 | 25.20 | 21.50 | 26.50 | 10° |

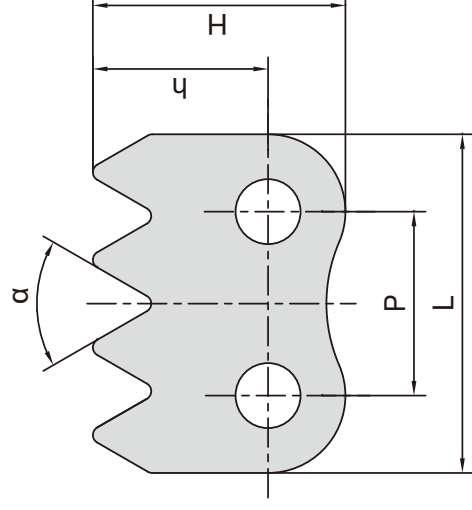


| 东华链号 Donghua Chain No. | P mm | G mm | h mm | H mm | α |
|------------------------------|---------|---------|---------|---------|----------|
| 08B-4STCF2 | 12.70 | 25.20 | 21.50 | 26.50 | 9.8° |

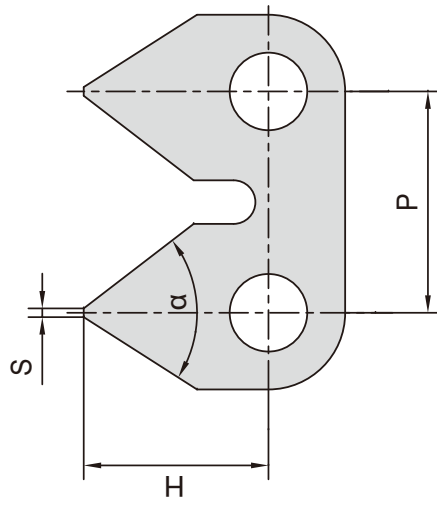


尖齿链 Sharp top chains

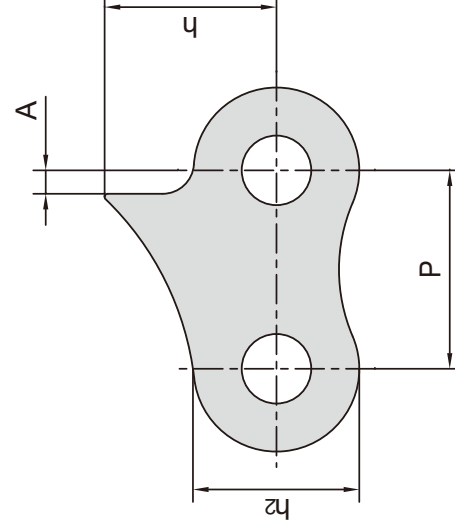
| 东华链号 Donghua Chain No. | P | L | h | H | α |
|------------------------------|-------|-------|-------|-------|----------|
| | mm | mm | mm | mm | |
| 08B-4STCF1 | 12.70 | 23.30 | 12.00 | 17.30 | 60° |



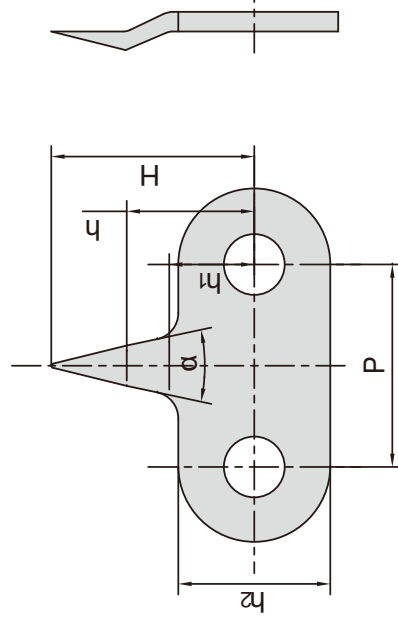
| 东华链号 Donghua Chain No. | P | H | S | α |
|------------------------------|-------|-------|------|----------|
| | mm | mm | mm | |
| 08B-2STCF2 | 12.70 | 10.60 | 0.50 | 30° |



| 东华链号 Donghua Chain No. | P | h ₂ | h | A |
|------------------------------|-------|----------------|-------|------|
| | mm | mm | mm | mm |
| 08BF161 | 12.70 | 10.60 | 11.00 | 1.50 |

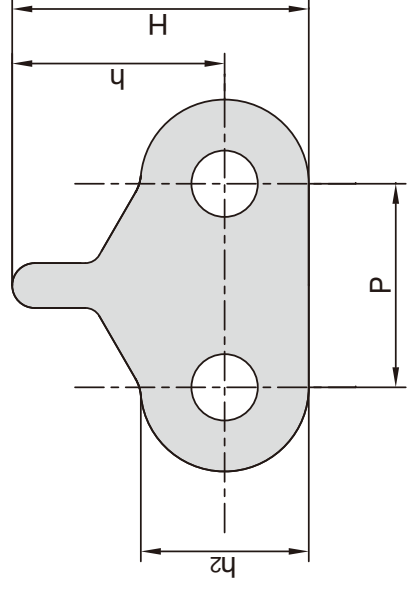


| 东华链号 Donghua Chain No. | P | h ₁ | h ₂ | h | H | α |
|------------------------------|--------|----------------|----------------|-------|-------|----------|
| | mm | mm | mm | mm | mm | |
| C12B-1STCF3 | 19.050 | 8.00 | 14.30 | 12.00 | 20.00 | 24° |

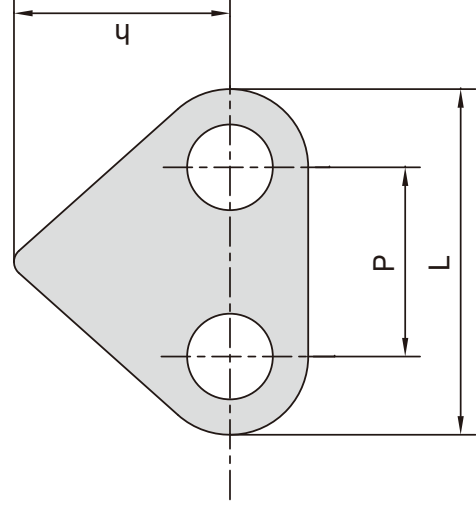


尖齿链 Sharp top chains

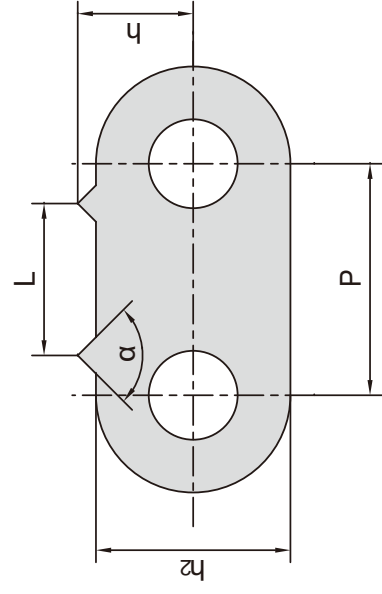
| 东华链号 Donghua Chain No. | P mm | h ₂ mm | h mm | H mm |
|------------------------------|---------|----------------------|---------|---------|
| C16B-1STCF4 | 25.40 | 21.00 | 26.50 | 37.00 |



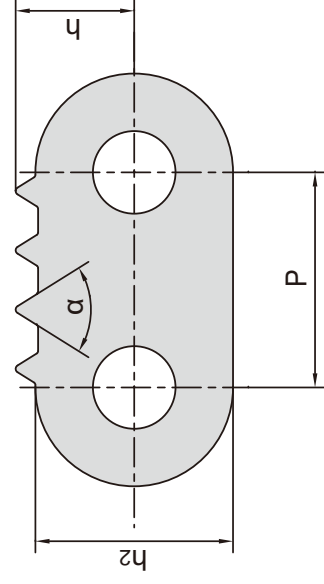
| 东华链号 Donghua Chain No. | P mm | L mm | h mm |
|------------------------------|---------|---------|---------|
| 16B-1STCF3 | 25.400 | 46.00 | 30.00 |



| 东华链号 Donghua Chain No. | P mm | h ₂ mm | h mm | L mm | α |
|------------------------------|---------|----------------------|---------|---------|-----|
| 24B-2STC | 38.10 | 32.00 | 19.00 | 25.00 | 90° |

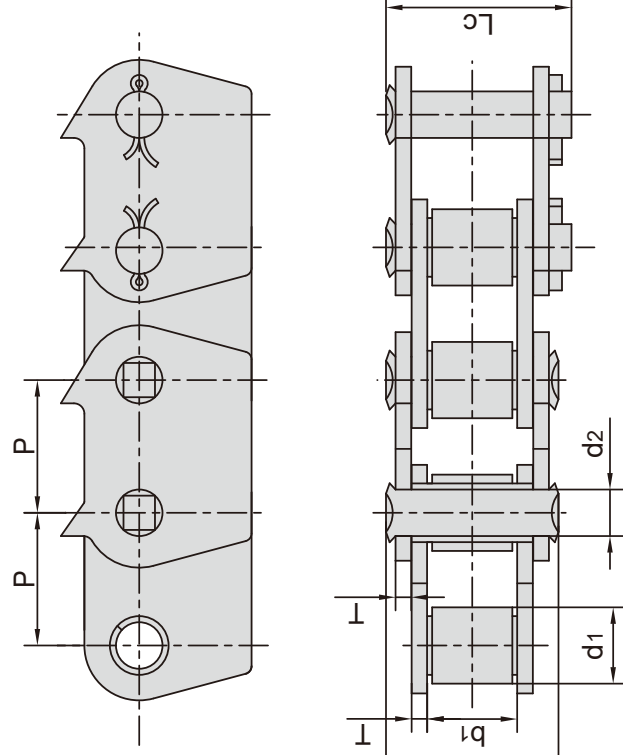


| 东华链号 Donghua Chain No. | P mm | h ₂ mm | h mm | α |
|------------------------------|---------|----------------------|---------|-----|
| C24BSA0F1-4STC | 38.10 | 35.00 | 21.00 | 64° |



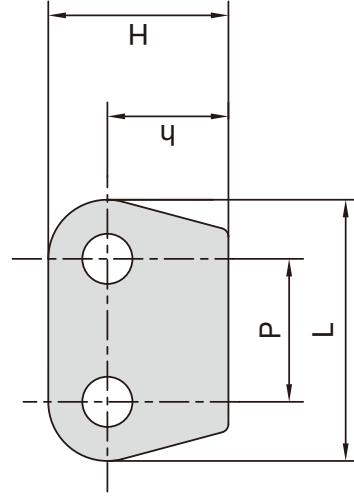
尖齿链

Sharp top chains

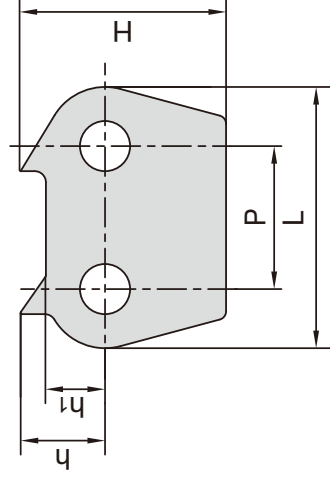


| 东华链号 Donghua Chain No. | 节距 Pitch | 滚子直径 Roller diameter | 内节内宽 Width between inner plates | 销轴直径 Pin diameter | 销轴长度 Pin length | | 链板厚度 Plate thickness | 抗拉强度 Tensile strength | 平均抗拉强度 Average tensile strength | 每米重量 Weight per meter |
|------------------------------|-------------|----------------------------|--|-------------------------|-----------------------|-----------------|----------------------------|-----------------------------|--|--------------------------------|
| | P mm | d1 max mm | b1 min mm | d2 max mm | L max mm | Lc max mm | T max mm | Q min kN/lbf | Q0 kN | q kg/m |
| 32B-1-1872 | 50.8 | 29.21 | 33.0 | 17.81 | 66.0 | 71.0 | 6.0 | 250.0/56818 | 275.0 | 13.54 |

32B-1872

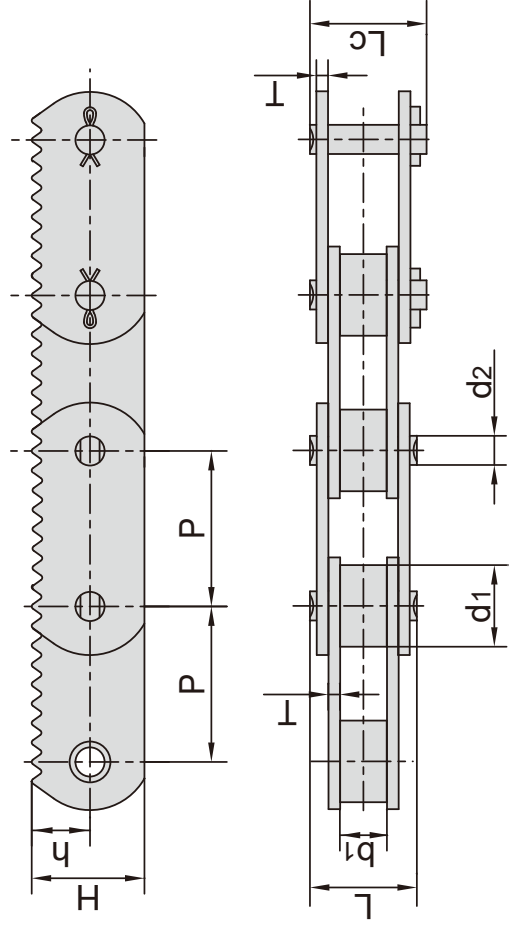


32B-1874
32B-1900F1
32BF15
C32B-1874F1



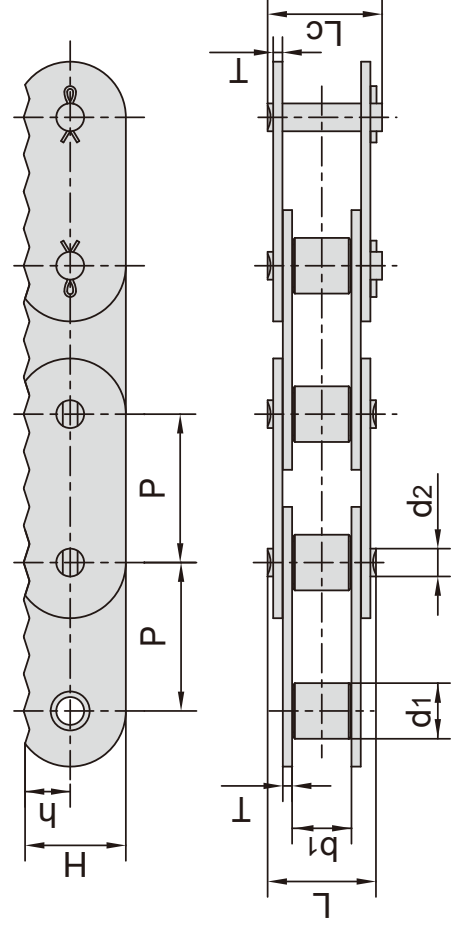
| 东华链号 Donghua Chain No. | P mm | L mm | h1 mm | h mm | H mm |
|------------------------------|---------|---------|----------|---------|---------|
| 32B-1872 | 50.8 | 92.8 | - | 43.0 | 64.0 |
| 32B-1874 | 50.8 | 92.8 | 21.0 | 30.0 | 73.0 |
| 32B-1900F1 | 50.8 | 92.8 | 21.0 | 30.0 | 75.0 |
| 32BF15 | 50.8 | 91.8 | 20.0 | 45.0 | 75.0 |
| C32B-1874F1 | 50.8 | 92.8 | 21.0 | 40.0 | 83.0 |

尖齿链 Sharp top chains



| | | | |
|------------------------------|------|----|----|
| 东华链号 Donghua Chain No. | P | h | H |
| | mm | mm | mm |
| P80 | 80.0 | 30 | 58 |

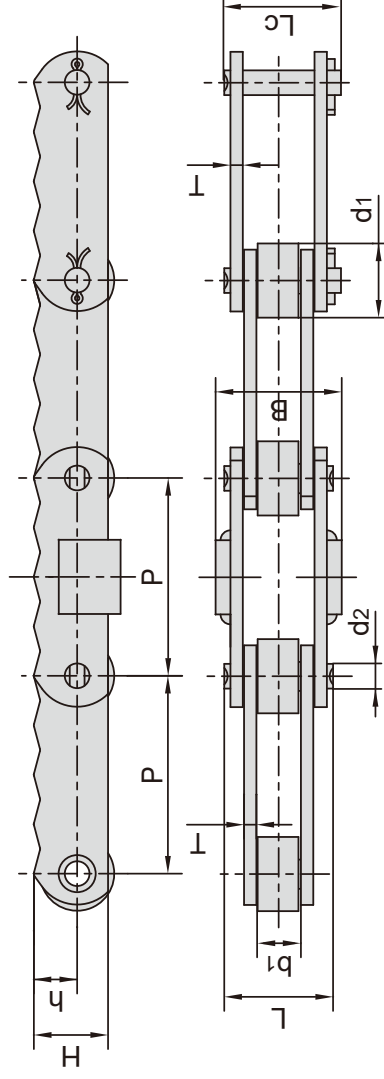
| 东华链号 Donghua Chain No. | 节距 Pitch | 滚子直径 Roller diameter | 内节内宽 Width between inner plates | 销轴直径 Pin diameter | 销轴长度 Pin length | 链板厚度 Plate thickness | 抗拉强度 Tensile strength | 平均抗拉强度 Average tensile strength | 每米重量 Weight per meter |
|------------------------------|-------------|----------------------------|--|-------------------------|-----------------------|----------------------------|-----------------------------|--|--------------------------------|
| | P80 | P | d1 max | b1 min | d2 max | L max | T max | Q min | Q ₀ |
| mm | | mm | mm | mm | mm | mm | kN/lbf | kN | kg/m |
| | 80.0 | 42.0 | 24.0 | 15.0 | 55.0 | 6.0 | 250.0/56818 | 275.0 | 11.3 |



| | | | |
|------------------------------|------|----|----|
| 东华链号 Donghua Chain No. | P | h | H |
| | mm | mm | mm |
| P80F3 | 80.0 | 25 | 55 |
| P80F32 | 80.0 | 20 | 40 |

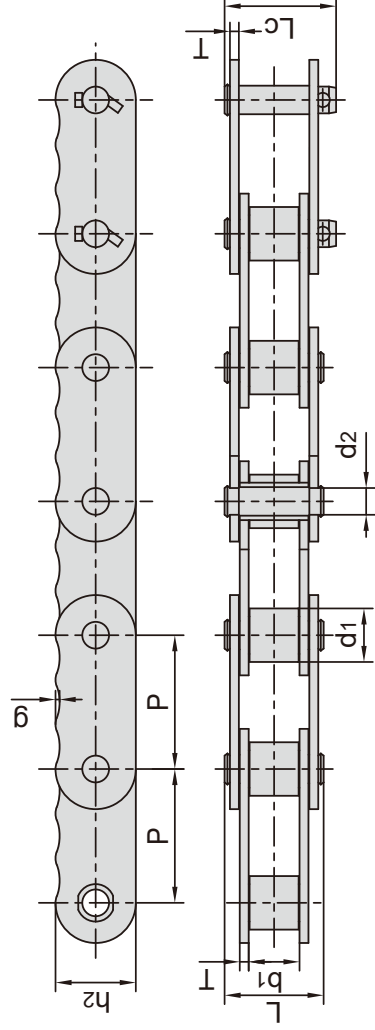
| 东华链号 Donghua Chain No. | 节距 Pitch | 滚子直径 Roller diameter | 内节内宽 Width between inner plates | 销轴直径 Pin diameter | 销轴长度 Pin length | 链板厚度 Plate thickness | 抗拉强度 Tensile strength | 平均抗拉强度 Average tensile strength | 每米重量 Weight per meter |
|------------------------------|-------------|----------------------------|--|-------------------------|-----------------------|----------------------------|-----------------------------|--|--------------------------------|
| | P80F3 | P | d1 max | b1 min | d2 max | L max | T max | Q min | Q ₀ |
| mm | | mm | mm | mm | mm | mm | kN/lbf | kN | kg/m |
| | 80.0 | 30.0 | 32.0 | 15.0 | 58.6 | 5.0 | 98.0/20909 | 107.0 | 9.12 |
| P80F32 | 80.0 | 30.0 | 30.0 | 15.0 | 63.0 | 6.0 | 112.0/25194 | 123.2 | 7.28 |

尖齿链 Sharp top chains

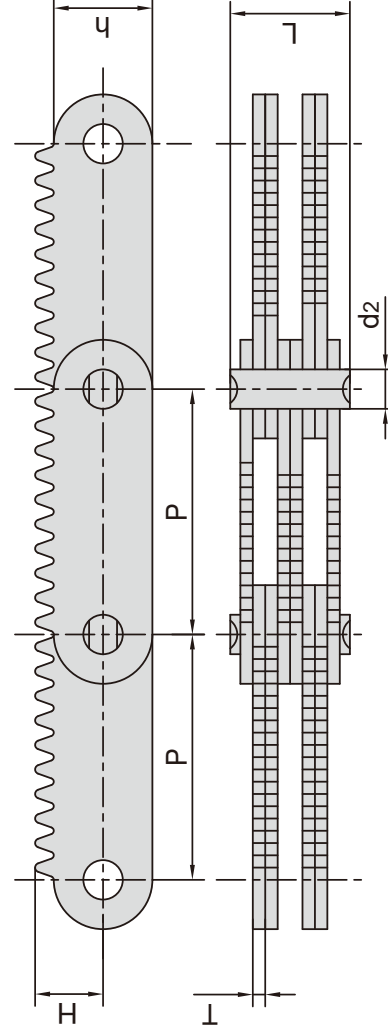


| | | | | |
|------------------------------|------------|------------|------------|----------|
| 东华链号 Donghua Chain No. | P | h | H | B |
| P80F2 | 80.0 mm | 17.5 mm | 30.0 mm | 51 mm |

| 东华链号 Donghua Chain No. | 节距 Pitch | 滚子直径 Roller diameter | 内节内宽 Width between inner plates | 销轴直径 Pin diameter | 销轴长度 Pin length | 链板厚度 Plate thickness | 抗拉强度 Tensile strength | 平均抗拉强度 Average tensile strength | 每米重量 Weight per meter |
|------------------------------|-------------|----------------------------|--|-------------------------|---|----------------------------|-----------------------------------|--|--------------------------------|
| P80F2 | 80.0 mm | d1 max mm 30.0 | b1 min mm 18.0 | d2 max mm 10.0 | L max mm 44.6 Lc max mm 48.3 | T max mm 5.0 | Q min kN/lbf 61.74/14030 | Q0 kN 70.0 | q kg/m 4.15 |

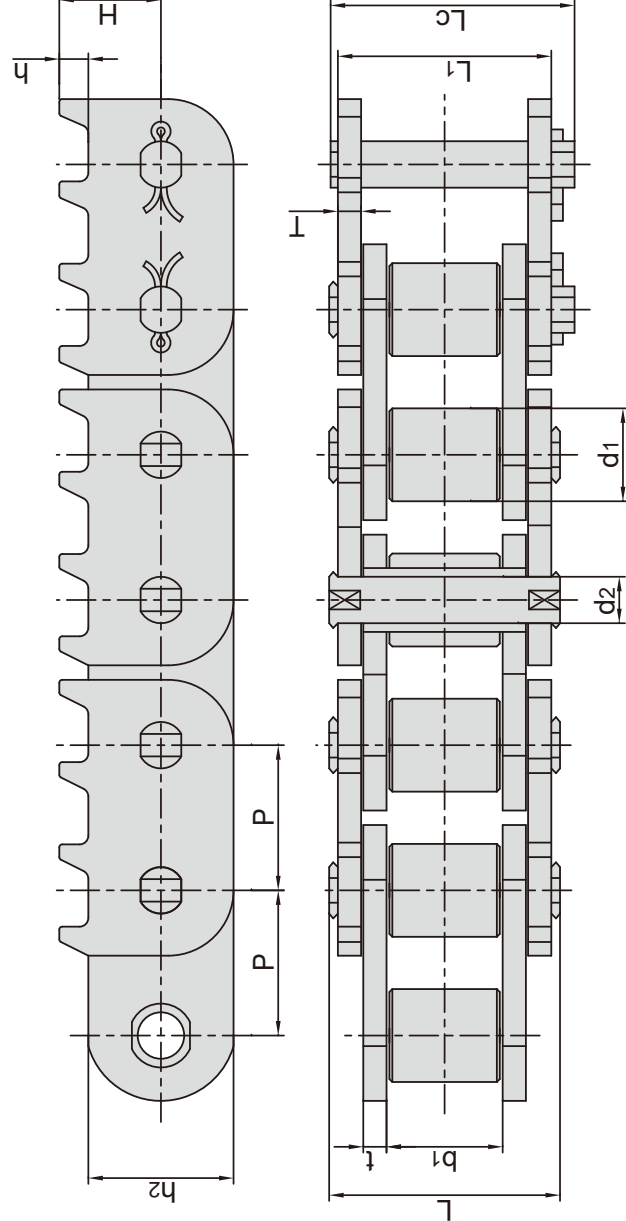


| 东华链号 Donghua Chain No. | 节距 Pitch | 滚子直径 Roller diameter | 内节内宽 Width between inner plates | 销轴直径 Pin diameter | 销轴长度 Pin length | 链板尺寸 Plate dimension | 链板厚度 Plate thickness | 抗拉强度 Tensile strength |
|------------------------------|-------------|----------------------------|--|-------------------------|---|---|----------------------------|------------------------------------|
| P150F77 | 150.0 mm | d1 max mm 60.0 | b1 min mm 57.0 | d2 max mm 30.0 | L max mm 114.0 Lc max mm 128.0 | h max mm 90.0 h2 max mm 90.0 | T max mm 10.0 | Q min kN/lbf 666.4/149812 |



| 东华链号 Donghua Chain No. | 节距 Pitch | 链板组合 Plate lacing | 销轴直径 Pin diameter | 销轴长度 Pin length | 链板尺寸 Plate dimension | 孔中心到齿尖距离 Distance from hole center to tooth | 抗拉强度 Tensile strength | 每米重量 Weight per meter |
|------------------------------|-------------|-------------------------|-------------------------|------------------------|---|--|---------------------------------|--------------------------------|
| F3144F1 | 31.60 mm | 4 × 4 | d2 max mm 5.08 | L max mm 16.1 | h max mm 12.7 T max mm 1.6 | H max mm 8.75 | Q min kN/lbf 40.0/8992 | q kg/m 0.942 |
| F2544F1 | 25.28 mm | 4 × 4 | d2 max mm 5.08 | L max mm 16.1 | h max mm 12.7 T max mm 1.6 | H max mm 8.75 | Q min kN/lbf 40.0/8992 | q kg/m 0.987 |

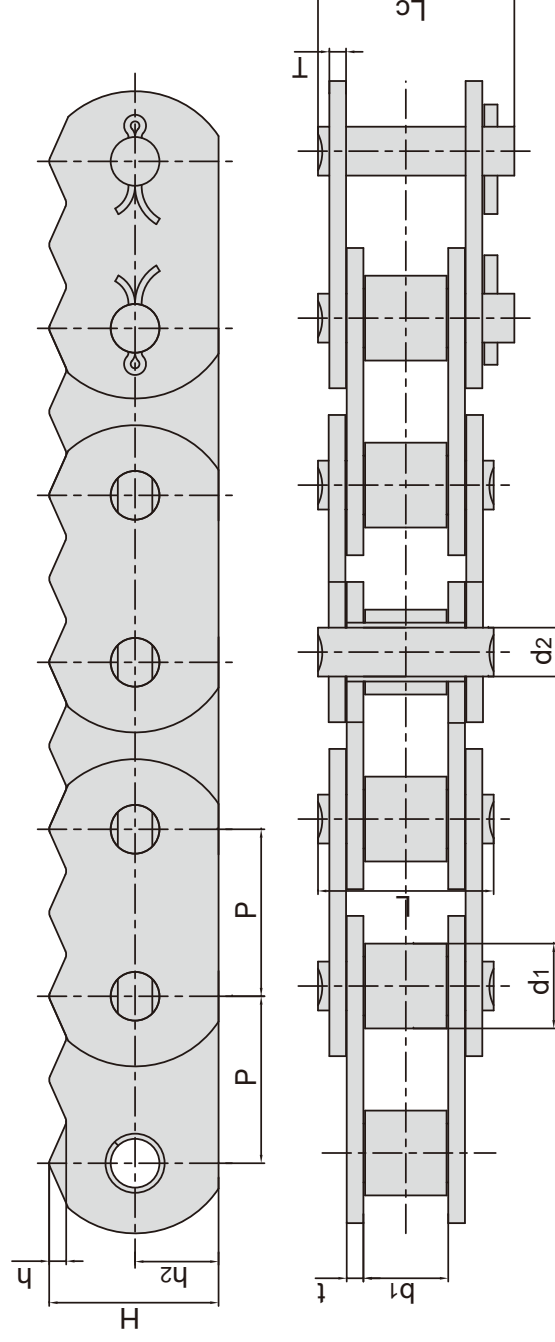
尖齿链 Sharp top chains



| 东华链号 Donghua Chain No. | 节距 Pitch P mm | 滚子直径 Roller diameter d1 max mm | 内节内宽 Width between inner plates b1 min mm | 销轴直径 Pin diameter d2 max mm | 销轴长度 Pin length | | | 链板尺寸 Plate dimension | | | 抗拉强度 Tensile strength Q min kN/lbf | 每米重量 Weight per meter q kg/m | |
|------------------------------|------------------------|---|---|--|-----------------------|-----------------|-----------------|----------------------------|------------------|---------|---|---|-------|
| | | | | | L max mm | Lc max mm | L1 max mm | h2 max mm | t/T max mm | h mm | | | |
| P50F19 | 50.0 | 32.0 | 40.0 | 16.0 | 79.5 | 84.0 | - | 50.0 | 8.0 | 10.0 | 35.0 | 260.0/58448 | 16.40 |
| *P50.8F54-B | 50.8 | 32.0 | 42.0 | 16.0 | - | - | 75.2 | 51.0 | 8.0 | 8.5 | 34.0 | 107.8/24233 | 16.90 |

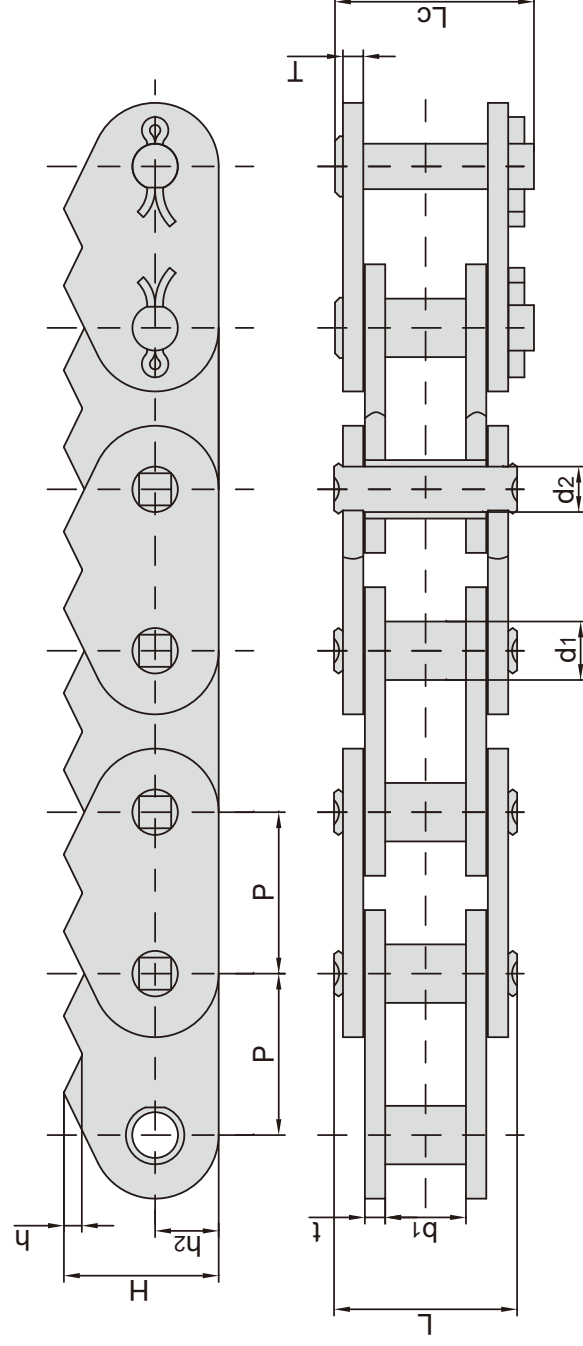
*套筒链：表中滚子直径d1为套筒直径

*Bush chain: d1 in the table indicates the external diameter of the bush.

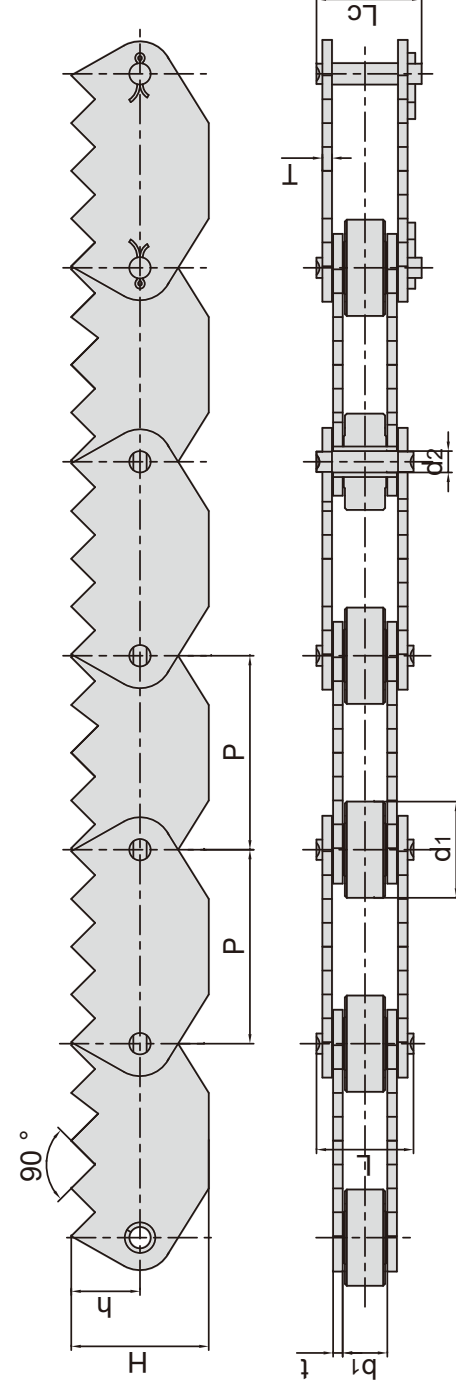


| 东华链号 Donghua Chain No. | 节距 Pitch P mm | 滚子直径 Roller diameter d1 max mm | 内节内宽 Width between inner plates b1 min mm | 销轴直径 Pin diameter d2 max mm | 销轴长度 Pin length | | | 链板尺寸 Plate dimension | | | 抗拉强度 Tensile strength Q min kN/lbf | 每米重量 Weight per meter q kg/m | |
|------------------------------|------------------------|---|---|--|-----------------------|-----------------|-----------------|----------------------------|------------------|---------|---|---|------|
| | | | | | L max mm | Lc max mm | L1 max mm | h2 max mm | t/T max mm | h mm | | | |
| P50-3STC | 50.0 | 25.4 | 25.40 | 14.63 | 53.4 | 57.8 | 57.8 | 25.0 | 5.0 | 5.0 | 50.0 | 120.0/26976 | 8.55 |
| P50F49-3STC | 50.0 | 25.4 | 25.40 | 14.63 | 53.4 | 57.8 | 57.8 | 25.0 | 5.0 | 5.1 | 50.7 | 120.0/26976 | 8.60 |

尖齿链 Sharp top chains

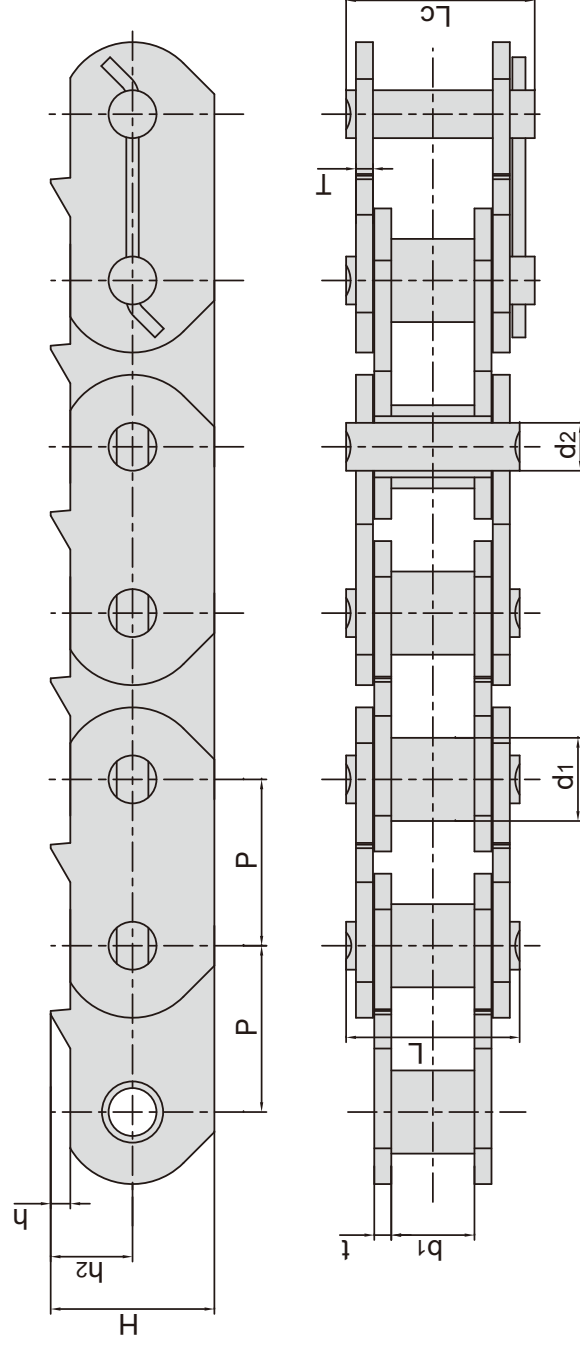


| 东华链号 Donghua Chain No. | 节距 Pitch | 滚子直径 Roller diameter | 内节内宽 Width between inner plates | 销轴直径 Pin diameter | 销轴长度 Pin length | | 链板尺寸 Plate dimension | | | 抗拉强度 Tensile strength | 每米重量 Weight per meter |
|------------------------------|-------------|----------------------------|--|-------------------------|-----------------------|-----------------|----------------------------|-----------------|---------|-----------------------------|--------------------------------|
| | | d1 max mm | b1 min mm | d2 max mm | L max mm | Lc max mm | t/T max mm | h2 max mm | h mm | | |
| P50.8F60-2STC-B | 50.8 | 18.4 | 25.40 | 14.27 | 58.2 | 63.4 | 20.0 | 5.7 | 48.7 | 200.0/44960 | 8.30 |

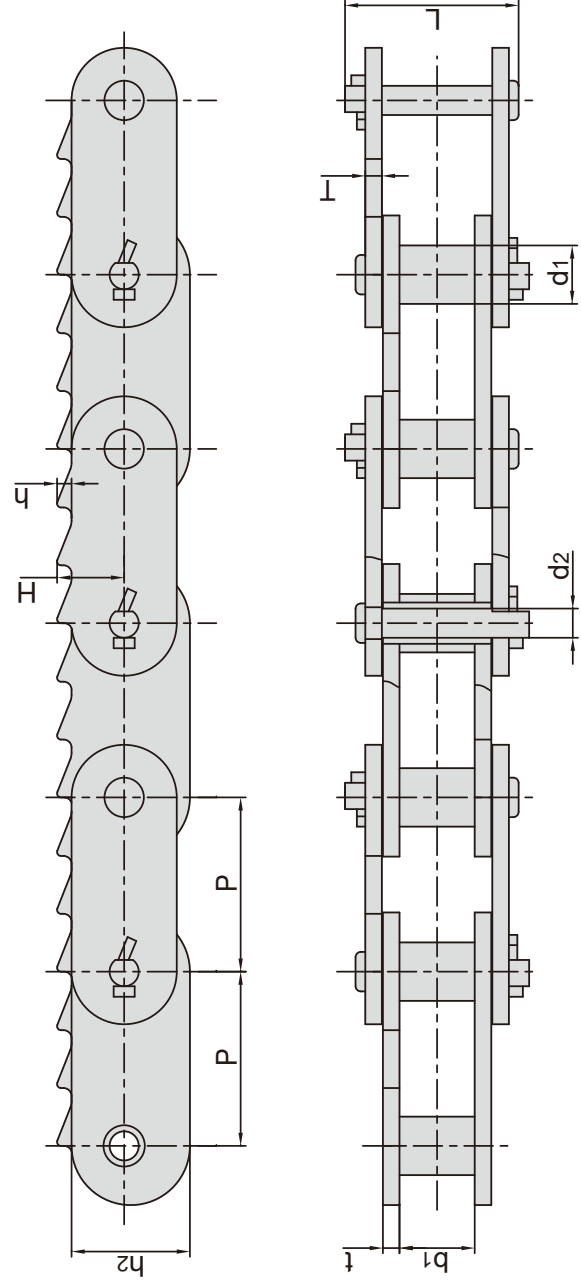


| 东华链号 Donghua Chain No. | 节距 Pitch | 滚子直径 Roller diameter | 内节内宽 Width between inner plates | 销轴直径 Pin diameter | 销轴长度 Pin length | | 链板尺寸 Plate dimension | | | 抗拉强度 Tensile strength | 每米重量 Weight per meter |
|------------------------------|-------------|----------------------------|--|-------------------------|-----------------------|-----------------|----------------------------|---------|---------|-----------------------------|--------------------------------|
| | | d1 max mm | b1 min mm | d2 max mm | L max mm | Lc max mm | t/T max mm | h mm | H mm | | |
| P50.8F20 | 50.8 | 25.0 | 11.70 | 5.60 | 25.4 | 28.0 | 2.5 | 18.0 | 36.0 | 24.0/5395 | 2.25 |

尖齿链
Sharp top chains

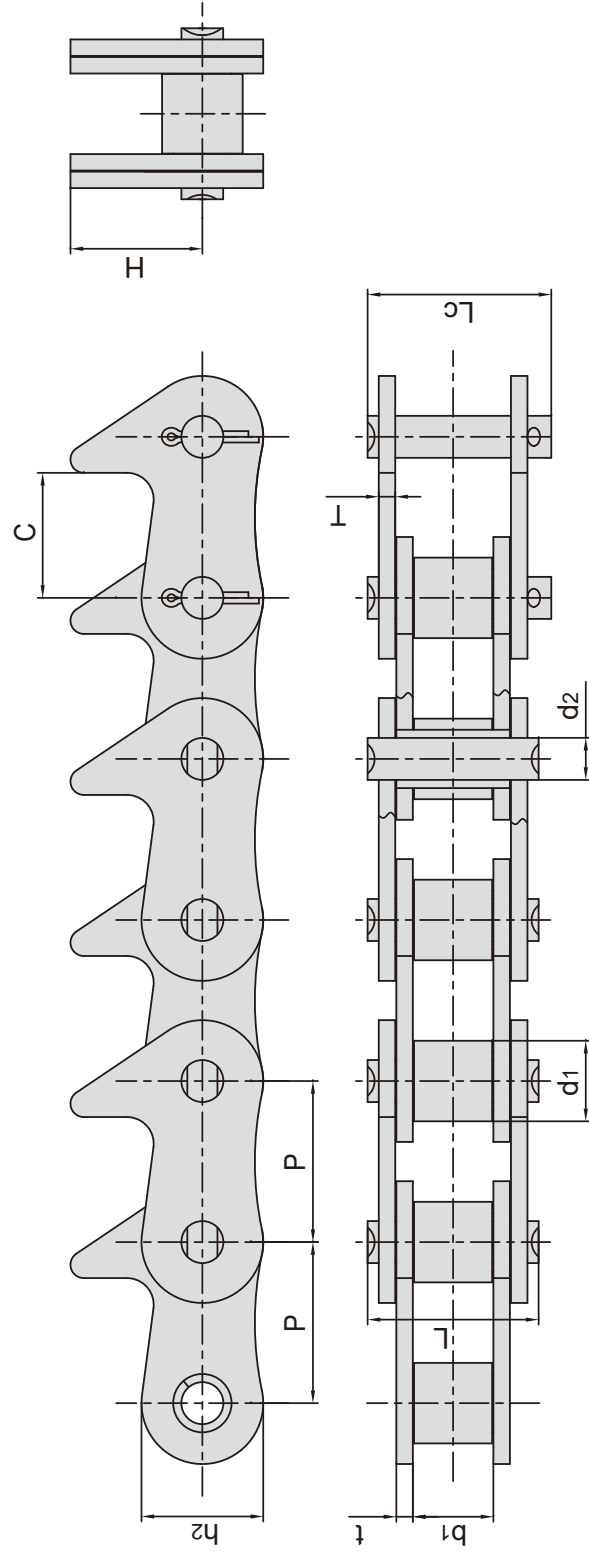


| 东华链号 Donghua Chain No. | 节距 Pitch | 滚子直径 Roller diameter d1 max | 内节内宽 Width between inner plates b1 min | 销轴直径 Pin diameter d2 max | 销轴长度 Pin length | | 链板尺寸 Plate dimension | | | 抗拉强度 Tensile strength Q min | 每米长重 Weight per meter q |
|------------------------------|-------------|---|---|--------------------------------------|-----------------------|-----------|----------------------------|------------|----------|---|-------------------------------------|
| | | | | | L max | Lc max | h mm | t/T max | h2 mm | | |
| P50.8F11 | 50.8 | 25.0 | 25.40 | 14.63 | 52.8 | 57.1 | 6.0 | 5.2 | 25.0 | 50.0 | 8.23 |

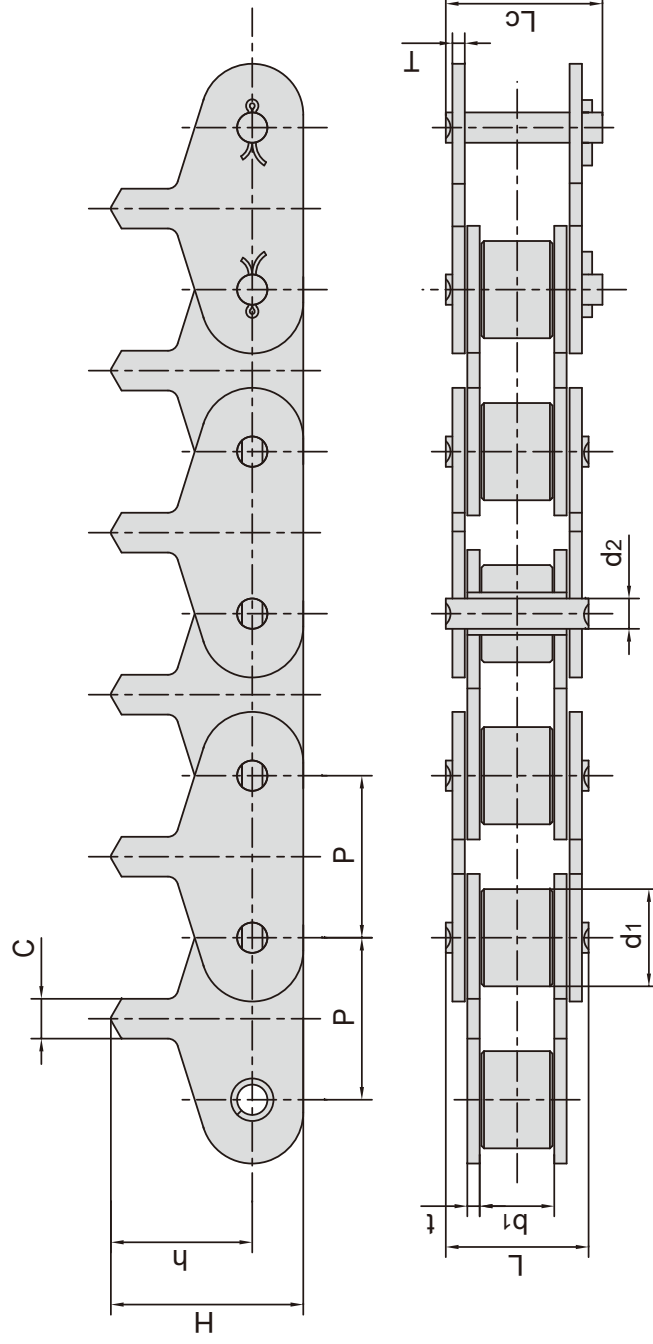


| 东华链号 Donghua Chain No. | 节距 Pitch | 滚子直径 Roller diameter d1 max | 内节内宽 Width between inner plates b1 min | 销轴直径 Pin diameter d2 max | 销轴长度 Pin length | | 链板尺寸 Plate dimension | | | 抗拉强度 Tensile strength Q min | 每米长重 Weight per meter q |
|------------------------------|-------------|---|---|--------------------------------------|-----------------------|-----------|----------------------------|------------|----------|---|-------------------------------------|
| | | | | | L max | Lc max | h mm | t/T max | h2 mm | | |
| P66.26F3-3STC | 66.26 | 22.22 | 28.60 | 11.10 | 42.2 | 42.2 | 6.4 | 6.4 | 45.0 | 25.5 | 8.02 |

尖齿链 Sharp top chains

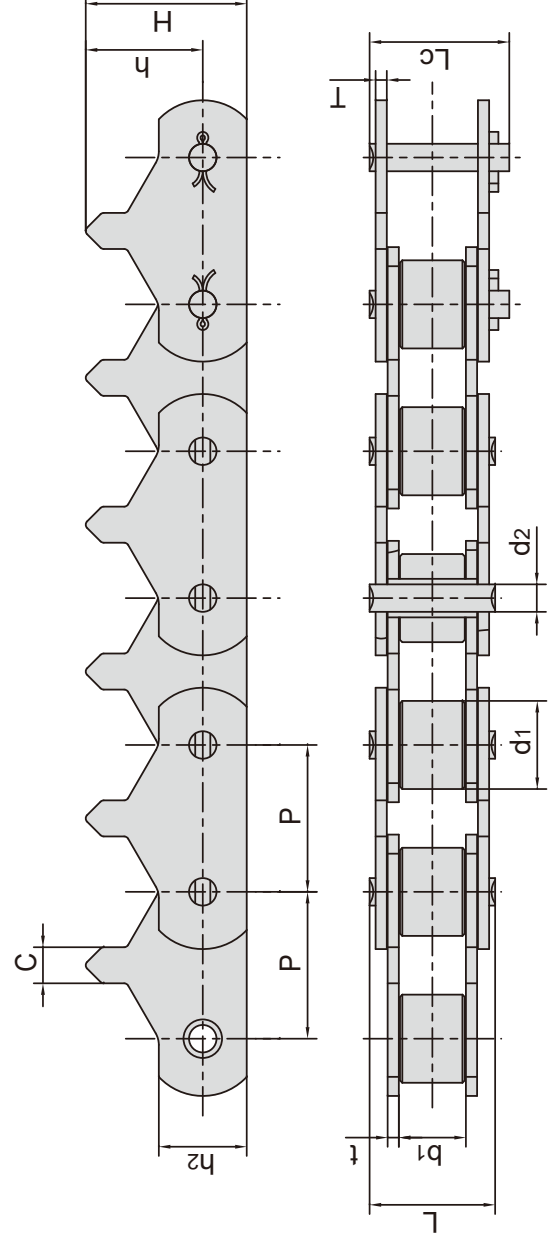


| 东华链号 Donghua Chain No. | 节距 Pitch | 滚子直径 Roller diameter | 内节内宽 Width between inner plates | 销轴直径 Pin diameter | 销轴长度 Pin length | | 链板尺寸 Plate dimension | | | 抗拉强度 Tensile strength | 每米重量 Weight per meter | |
|------------------------------|-------------|----------------------------|--|-------------------------|------------------------|-------------------------|----------------------------|------------------|------------------|-----------------------------|----------------------------------|-------------------|
| | | | | | L max | Lc max | t/T max | h2 | C | | | H |
| P31.75F18-1STC | 31.75 | d1 max mm 15.88 | b1 min mm 15.88 | d2 max mm 11.1 | L max mm 34.0 | Lc max mm 36.5 | t/T max mm 3.25 | h2 mm 24.0 | C mm 24.65 | H mm 26.0 | Q min kN/lbf 60.0/13488 | q kg/m 3.22 |
| P38.1F29 | 38.10 | d1 max mm 15.88 | b1 min mm 15.88 | d2 max mm 11.1 | L max mm 34.0 | Lc max mm 36.5 | t/T max mm 3.25 | h2 mm 24.0 | C mm 24.65 | H mm 26.0 | Q min kN/lbf 60.0/13489 | q kg/m 2.56 |

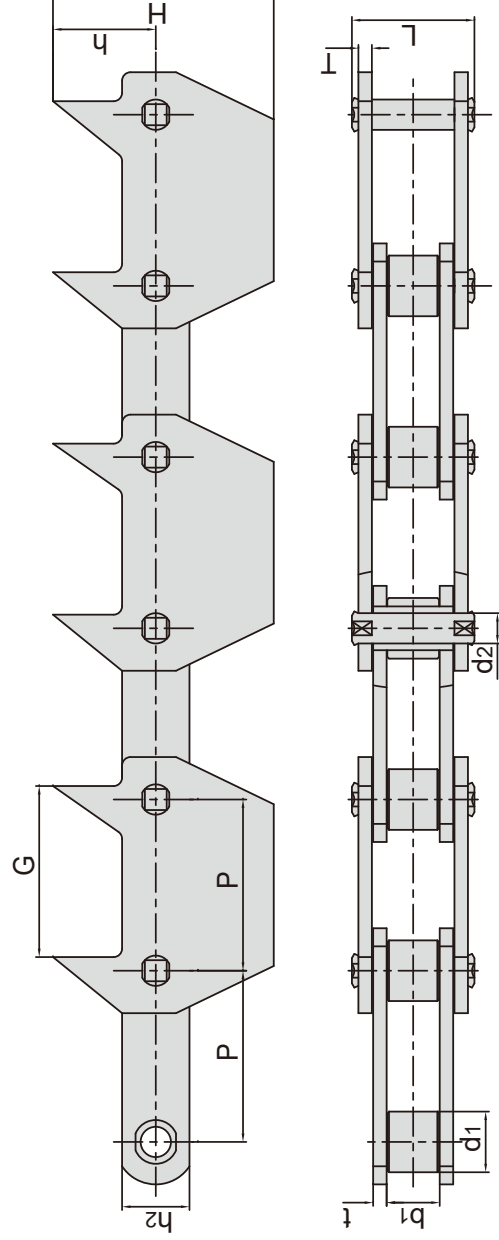


| 东华链号 Donghua Chain No. | 节距 Pitch | 滚子直径 Roller diameter | 内节内宽 Width between inner plates | 销轴直径 Pin diameter | 销轴长度 Pin length | | 链板尺寸 Plate dimension | | | 抗拉强度 Tensile strength | 每米重量 Weight per meter | |
|------------------------------|-------------|----------------------------|--|-------------------------|------------------------|-------------------------|----------------------------|----------------|-----------------|-----------------------------|---------------------------------|--------------------|
| | | | | | L max | Lc max | t/T max | C | h | | | H |
| P31.75F2 | 31.75 | d1 max mm 19.05 | b1 min mm 14.50 | d2 max mm 5.94 | L max mm 27.5 | Lc max mm 30.2 | t/T max mm 2.42 | C mm 7.8 | h mm 27.7 | H mm 37.7 | Q min kN/lbf 31.8/7149 | q kg/m 15.89 |

尖齿链 Sharp top chains



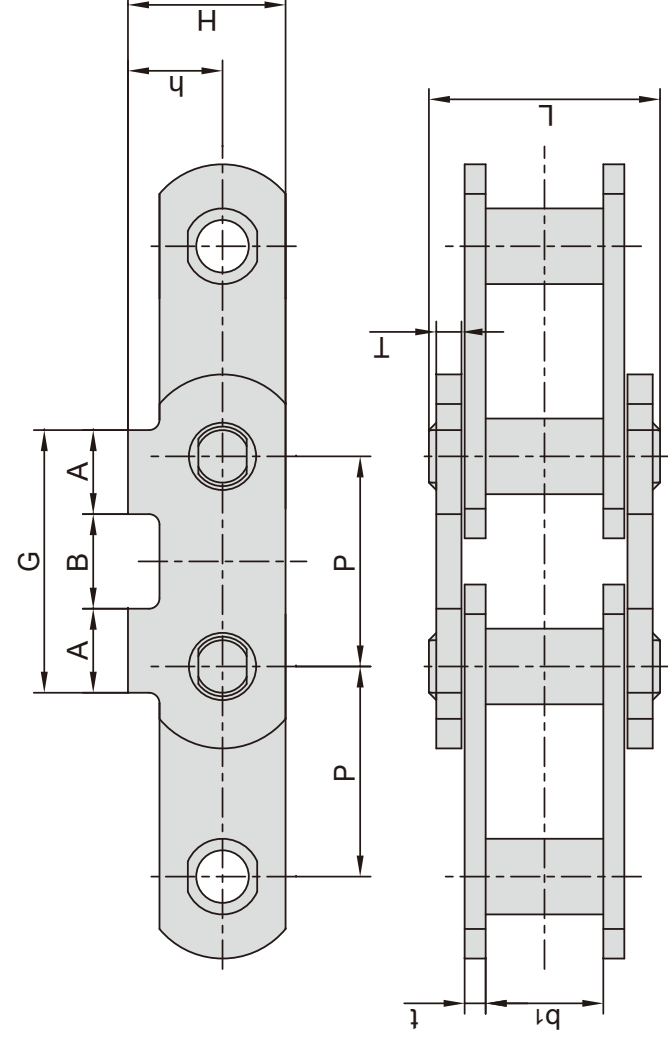
| 节距 Pitch | 滚子直径 Roller diameter | 内节内宽 Width between inner plates | 销轴直径 Pin diameter | 销轴长度 Pin length | | 链板尺寸 Plate dimension | | | | 抗拉强度 Tensile strength | 每米重量 Weight per meter | |
|-------------|-------------------------|------------------------------------|----------------------|--------------------|--------|-------------------------|------|------|------|--------------------------|--------------------------|------|
| | | | | L max | Lc max | t/T max | h2 | C | h | | | H |
| P | d1 max | b1 min | d2 max | L max | Lc max | t/T max | h2 | C | h | H | Q min | q |
| 31.75 | 19.05 | 5.94 | 5.94 | 27.5 | 30.2 | 2.42 | 19.0 | 7.8 | 25.3 | 34.8 | 31.80/7149 | 2.46 |
| 31.75 | 12.07 | 11.68 | 5.74 | 27.2 | 30.0 | 3.00 | 18.0 | 10.3 | 25.3 | 34.3 | 30.00/6744 | 2.46 |



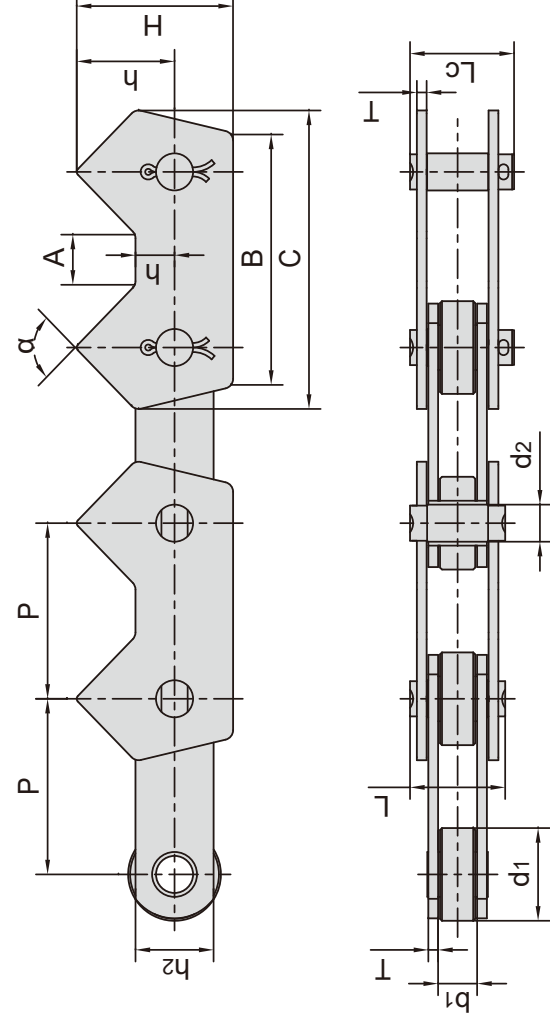
| 节距 Pitch | 滚子直径 Roller diameter | 内节内宽 Width between inner plates | 销轴直径 Pin diameter | 销轴长度 Pin length | | 链板尺寸 Plate dimension | | | | 抗拉强度 Tensile strength | 每米重量 Weight per meter | |
|-------------|-------------------------|------------------------------------|----------------------|--------------------|-------|-------------------------|------|---|------|--------------------------|--------------------------|-------|
| | | | | L max | L max | t/T max | h2 | G | h | | | H |
| P | d1 max | b1 min | d2 max | L max | L max | t/T max | h2 | G <td>h</td> <td>H</td> <td>Q min</td> <td>q</td> | h | H | Q min | q |
| 101.6 | 36.00 | 31.50 | 18.00 | 72.7 | 72.7 | 8.0 | 40.0 | 101.5 | 61.0 | 131.0 | 195.0/43836 | 14.42 |

尖齿链

Sharp top chains



| | | | | | | | | | |
|------------------------------|--------------|----------------|-----------------|--------------|-------------|-------------|--------------|-------------|-------------|
| 东华链号 Donghua Chain No. | P | b ₁ | t/T | L | h | H | G | A | B |
| P100F314 | mm 100.00 | mm 55.00 | mm 10.0/12.0 | mm 110.00 | mm 45.00 | mm 75.00 | mm 125.00 | mm 40.00 | mm 45.00 |

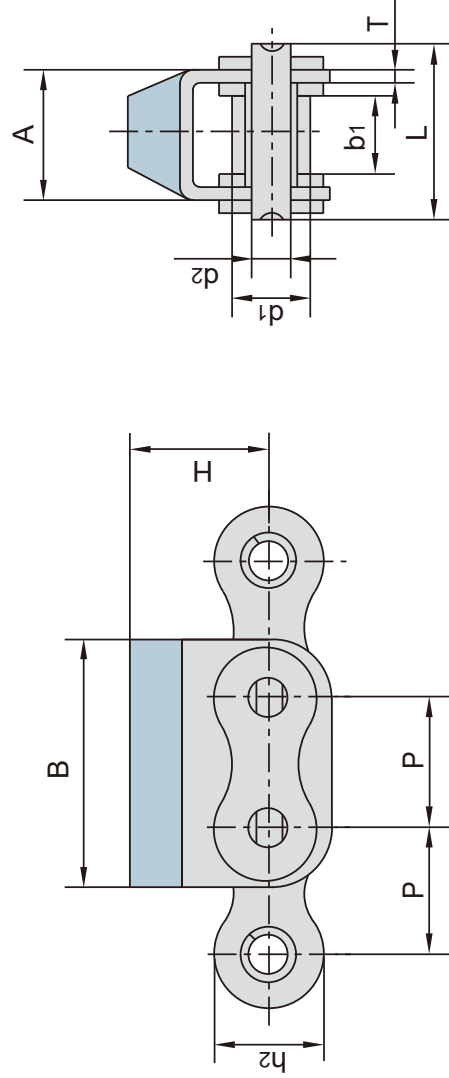


| | | | | | | | | | |
|-------------|-------------|--|--------------------------------------|---|-------------------------------------|----------------------------|--|-----------------------------------|--------------------------------|
| 节距 Pitch | P | 内节内宽 Width between inner plates | 销轴直径 Pin diameter | 销轴长度 Pin length | 内链板高度 Inner plate depth | 链板厚度 Plate thickness | 附板尺寸 Attachment dimension | 抗拉强度 Tensile strength | 每米重量 Weight per meter |
| P90F12-2STC | mm 90.00 | b ₁ min mm 19.00 | d ₂ max mm 19.00 | L max mm 48.8 L _c max mm 53.3 | h ₂ max mm 40.0 | T mm 5.00 | h mm 49.0 H mm 79.0 α ° 92 | Q min kN/lbf 100.0/22480 | q kg/m 9.12 |

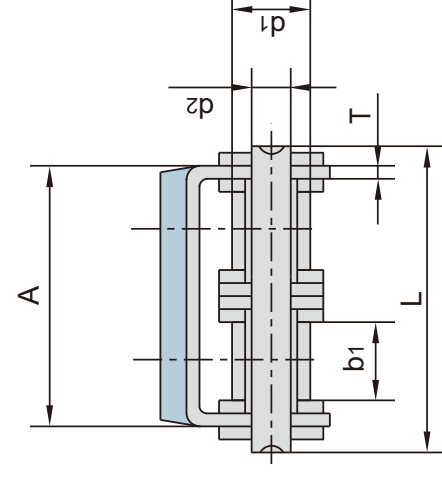
橡胶附板链

Roller chains with vulcanised elastomer profiles

带G1部件
With G1 profile



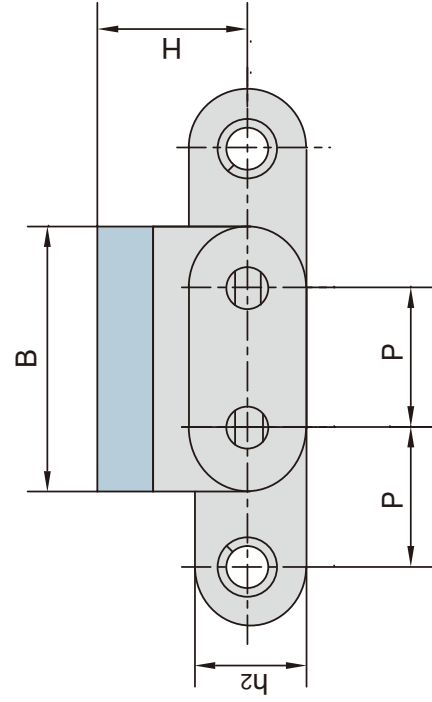
带G2部件
With G2 profile



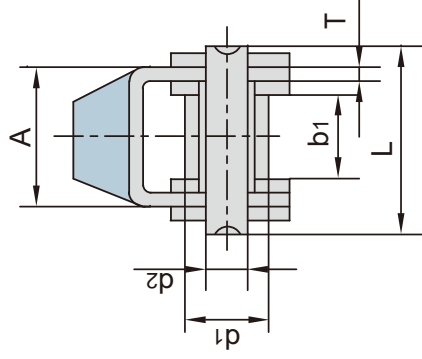
| 东华链号 Donghua Chain No. | 节距 Pitch P mm | 滚子直径 Roller diameter d1 max mm | 内节内宽 Width between inner plates b1 min mm | 销轴直径 Pin diameter d2 max mm | 销轴长度 Pin length L max mm | h2 max mm | 链板、附板尺寸 Plate and attachment dimension | | | 抗拉强度 Tensile strength Q min kN/lbf | 每米长重 Weight per meter q kg/m | |
|------------------------------|------------------------|---|---|--|---|-----------------|---|---------|---------|---|---|---------|
| | | | | | | | A mm | B mm | H mm | | | T mm |
| 08B-G1 | 12.700 | 8.51 | 7.75 | 4.45 | 20.0 | 11.80 | 14.60 | 24.20 | 12.3 | 1.60 | 18.0/4091 | 1.19 |
| 08B-G2 | 12.700 | 8.51 | 7.75 | 4.45 | 34.3 | 11.80 | 28.40 | 24.20 | 12.3 | 1.50 | 32.0/7273 | 2.07 |
| 10A-G1 | 15.875 | 10.16 | 9.40 | 5.08 | 24.5 | 15.09 | 17.50 | 31.00 | 17.0 | 1.60 | 21.8/4953 | 1.70 |
| 10B-G1 | 15.875 | 10.16 | 9.65 | 5.08 | 23.2 | 14.70 | 16.80 | 30.00 | 17.0 | 1.60 | 19.0/4318 | 1.62 |
| 10B-G2 | 15.875 | 10.16 | 9.65 | 5.08 | 39.7 | 14.70 | 33.30 | 30.00 | 17.0 | 1.50 | 44.5/10004 | 2.56 |
| 10B-G2F5 | 15.875 | 10.16 | 9.65 | 5.08 | 39.7 | 14.70 | 33.30 | 30.00 | 25.3 | 1.50 | 44.5/10004 | 2.58 |
| 12B-G1 | 19.050 | 12.07 | 11.68 | 5.72 | 25.7 | 16.00 | 19.60 | 36.00 | 21.0 | 1.85 | 29.0/6591 | 2.01 |
| 12B-G2 | 19.050 | 12.07 | 11.68 | 5.72 | 45.3 | 16.00 | 39.10 | 36.00 | 16.0 | 1.85 | 57.8/13136 | 3.21 |
| 12A-G1 | 19.050 | 11.91 | 12.57 | 5.94 | 29.9 | 18.00 | 21.40 | 37.05 | 21.0 | 1.85 | 31.8/7153 | 2.55 |
| 12A-G2 | 19.050 | 11.91 | 12.57 | 5.94 | 52.9 | 18.00 | 44.50 | 37.05 | 21.0 | 1.85 | 62.3/14005 | 4.25 |
| 12AF1-G1 | 19.050 | 11.91 | 17.00 | 5.94 | 34.0 | 18.00 | 26.00 | 36.00 | 16.0 | 1.85 | 31.8/7153 | 2.62 |
| 16A-G1 | 25.400 | 15.88 | 15.75 | 7.92 | 37.2 | 24.00 | 27.50 | 46.00 | 20.0 | 2.42 | 42.0/9545 | 3.97 |
| 16A-G2 | 25.400 | 15.88 | 15.75 | 7.92 | 68.0 | 24.00 | 57.20 | 46.00 | 20.0 | 2.42 | 84/18896 | 7.27 |
| 16B-G1F12 | 25.400 | 15.88 | 17.02 | 8.28 | 39.7 | 21.00 | 29.05 | 49.00 | 21.4 | 1.60 | 58.0/13047 | 3.95 |
| 20A-G1 | 31.750 | 19.05 | 18.90 | 9.53 | 46.8 | 30.00 | 34.00 | 57.60 | 28.0 | 3.10 | 86.7/19503 | 6.15 |
| 20B-G1 | 31.750 | 19.05 | 19.56 | 10.19 | 48.0 | 26.40 | 36.00 | 57.00 | 27.0 | 3.50 | 85.0/19318 | 6.19 |
| 24B-G1 | 38.100 | 25.40 | 25.40 | 14.63 | 61.6 | 33.20 | 47.00 | 72.60 | 34.0 | 4.50 | 160.0/36363 | 11.25 |

橡胶附板链

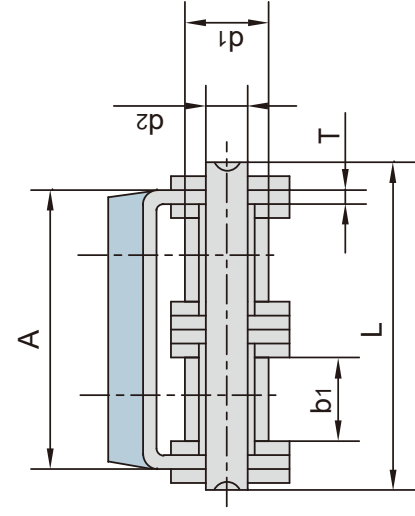
Roller chains with vulcanised elastomer profiles



带G1部件
With G1 profile



带G2部件
With G2 profile

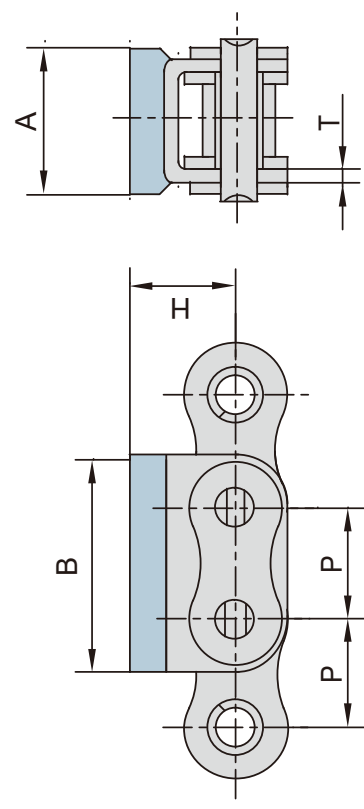


| 东华链号 Donghua Chain No. | 节距 Pitch P mm | 滚子直径 Roller diameter d1 max mm | 内节内宽 Width between inner plates b1 min mm | 销轴直径 Pin diameter d2 max mm | 销轴长度 Pin length L max mm | 链板、附板尺寸 Plate and attachment dimension | | | | 抗拉强度 Tensile strength Q min kN/lbf | 每米长重 Weight per meter q kg/m | |
|------------------------------|------------------------|---|---|--|---|---|---------|---------|---------|---|---|---------|
| | | | | | | h2 max mm | A mm | B mm | H mm | | | T mm |
| C08B-G1 | 12.700 | 8.51 | 7.75 | 4.45 | 20.0 | 11.80 | 14.60 | 24.20 | 12.3 | 1.60 | 18.0/4091 | 1.30 |
| C08B-G2 | 12.700 | 8.51 | 7.75 | 4.45 | 34.3 | 11.80 | 28.40 | 24.20 | 12.3 | 1.50 | 32.0/7273 | 2.29 |
| C10B-G1 | 15.875 | 10.16 | 9.65 | 5.08 | 23.2 | 14.70 | 16.80 | 30.00 | 17.0 | 1.60 | 19.0/4318 | 1.75 |
| C10B-G1F1 | 15.875 | 10.16 | 9.65 | 5.08 | 23.2 | 14.70 | 16.80 | 30.00 | 13.0 | 1.60 | 19.0/4318 | 1.70 |
| C50-G2F1 | 15.875 | 10.16 | 9.40 | 5.08 | 42.5 | 15.09 | 35.60 | 27.00 | 17.0 | 1.60 | 43.6/9906 | 2.14 |
| C50-G2 | 15.875 | 10.16 | 9.40 | 5.08 | 42.5 | 15.09 | 35.60 | 31.00 | 17.0 | 1.60 | 43.6/9906 | 2.14 |
| C10B-G2 | 15.875 | 10.16 | 9.65 | 5.08 | 39.7 | 14.70 | 33.30 | 30.00 | 17.0 | 1.50 | 44.5/10114 | 2.95 |
| C12B-G1 | 19.050 | 12.07 | 11.68 | 5.72 | 25.7 | 16.00 | 19.60 | 36.00 | 21.0 | 1.85 | 29.0/6591 | 2.15 |
| C12B-G2 | 19.050 | 12.07 | 11.68 | 5.72 | 45.3 | 16.00 | 39.10 | 36.00 | 16.0 | 1.85 | 57.8/13136 | 3.48 |
| C16A-G1 | 25.400 | 15.88 | 15.75 | 7.92 | 37.2 | 24.00 | 27.50 | 46.00 | 20.0 | 2.42 | 42.0/9545 | 4.34 |
| C16A-G2 | 25.400 | 15.88 | 15.75 | 7.92 | 68.0 | 24.00 | 57.20 | 46.00 | 20.0 | 2.42 | 84.0/18883 | 8.20 |
| C20A-G1 | 31.750 | 19.05 | 18.90 | 9.53 | 46.8 | 30.00 | 34.00 | 61.75 | 28.0 | 3.10 | 86.7/19490 | 9.10 |
| C20B-G1 | 31.750 | 19.05 | 19.56 | 10.19 | 48.0 | 26.40 | 36.00 | 57.00 | 27.0 | 3.50 | 85.0/19318 | 6.65 |
| C20B-G2 | 31.750 | 19.05 | 29.56 | 10.19 | 85.0 | 26.40 | 73.00 | 58.15 | 27.0 | 3.50 | 170.0/38217 | 10.40 |
| C24B-G1 | 38.100 | 25.40 | 25.40 | 14.63 | 61.6 | 33.20 | 47.00 | 72.60 | 34.0 | 4.50 | 160.0/36363 | 11.63 |

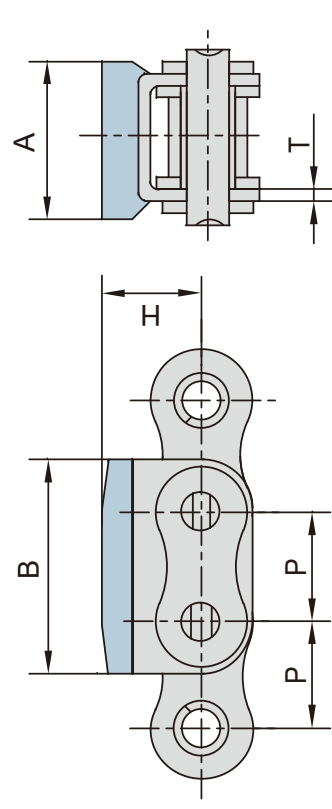
橡胶附板链

Roller chains with vulcanised elastomer profiles

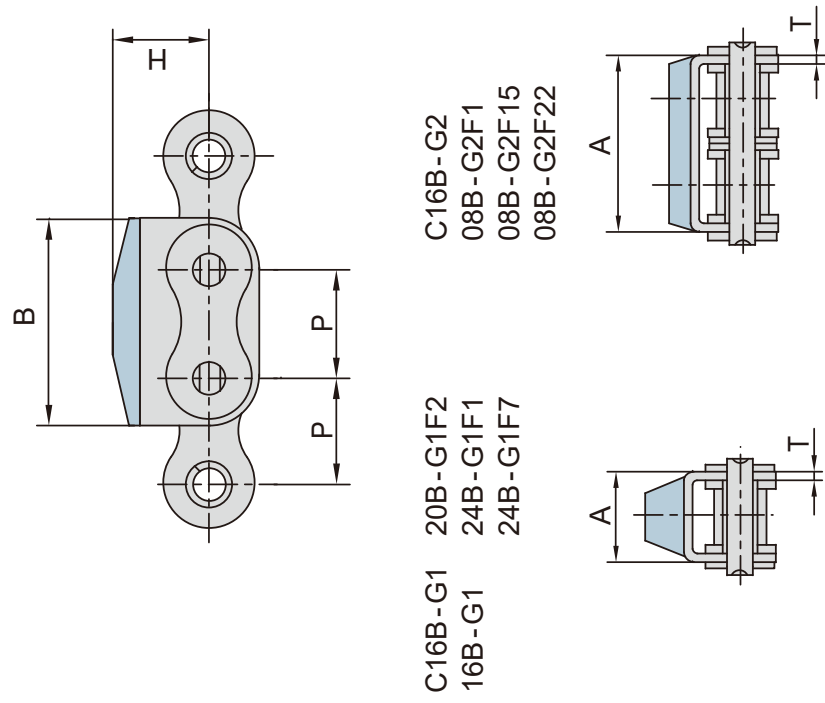
| 东华链号 Donghua Chain No. | P | A | B | H | T |
|------------------------------|--------|------|------|------|-----|
| | mm | mm | mm | mm | mm |
| 08B-G1F1 | 12.700 | 18.0 | 24.2 | 12.3 | 1.6 |
| 10B-G1F2 | 15.875 | 25.0 | 30.0 | 14.0 | 1.6 |
| 10B-G1F3 | 15.875 | 20.0 | 30.0 | 18.0 | 1.6 |
| 10B-G1F4 | 15.875 | 18.6 | 30.0 | 11.4 | 1.6 |



| 东华链号 Donghua Chain No. | P | A | B | H | T |
|------------------------------|------|------|------|------|-----|
| | mm | mm | mm | mm | mm |
| 08B-G1F4 | 12.7 | 18.0 | 24.2 | 12.3 | 1.6 |



| 东华链号 Donghua Chain No. | P | A | B | H | T | L3 |
|------------------------------|-------|-------|------|------|------|-----|
| | mm | mm | mm | mm | mm | mm |
| 08B-G2F1 | 12.70 | 28.40 | 24.2 | 12.0 | 1.50 | - |
| 08B-G1F14-DD3 | 12.70 | 14.60 | 24.2 | 16.0 | 1.60 | 6.3 |
| 08B-G2F15 | 12.70 | 28.40 | 24.2 | 12.8 | 1.50 | - |
| 08B-G2F22 | 12.70 | 28.40 | 24.2 | 12.0 | 1.50 | - |
| 16A-G2F3 | 25.40 | 27.50 | 49.0 | 21.4 | 2.42 | - |
| 16B-G1 | 25.40 | 29.05 | 49.0 | 21.4 | 1.60 | - |
| 16B-G1F11-DD3 | 25.40 | 29.05 | 49.0 | 21.4 | 1.60 | 4.8 |
| C16B-G1 | 25.40 | 29.05 | 49.0 | 21.4 | 1.60 | - |
| C16B-G2 | 25.40 | 60.93 | 49.0 | 21.4 | 1.60 | - |
| 20B-G1F2 | 31.75 | 36.00 | 57.0 | 35.0 | 3.50 | - |
| 24B-G1F1 | 38.10 | 47.00 | 72.6 | 34.0 | 4.50 | - |
| 24B-G1F7 | 38.10 | 47.00 | 72.6 | 34.0 | 4.50 | - |

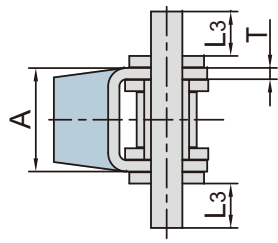
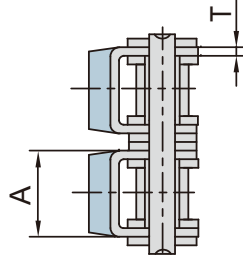


C16B-G1 20B-G1F2
16B-G1 24B-G1F1
24B-G1F7

C16B-G2
08B-G2F1
08B-G2F15
08B-G2F22

16A-G2F3

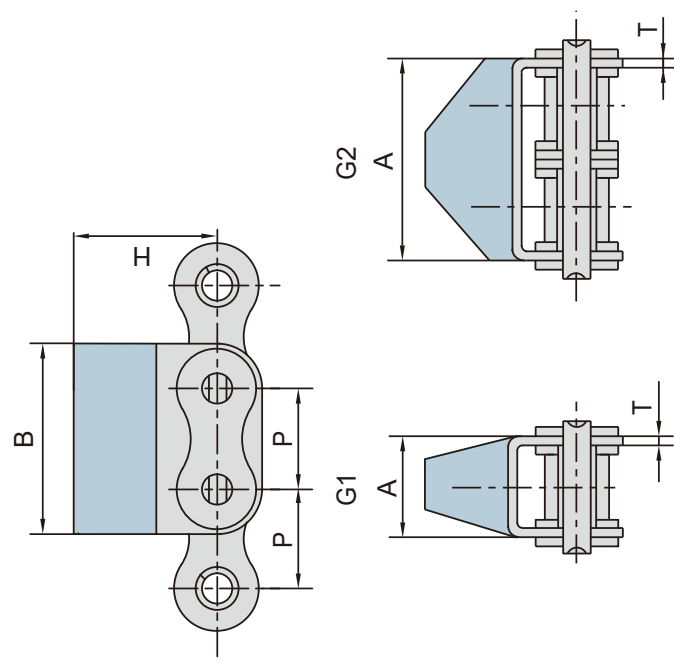
08B-G1F14-DD3
16B-G1F11-DD3



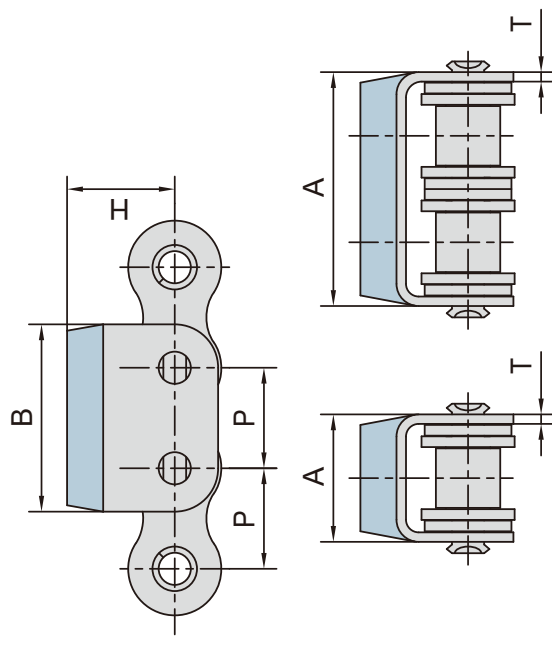
橡胶附板链

Roller chains with vulcanised elastomer profiles

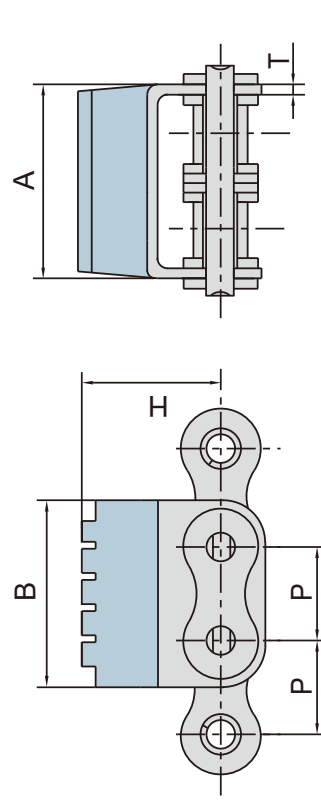
| 东华链号 Donghua Chain No. | P | A | B | H | T |
|------------------------------|--------|-------|------|------|------|
| | mm | mm | mm | mm | mm |
| 08B-G1F17 | 12.700 | 14.60 | 24.2 | 20.2 | 1.60 |
| 10B-G1F5 | 15.875 | 16.80 | 30.0 | 25.3 | 1.70 |
| 10A-G1F6 | 15.875 | 16.80 | 30.0 | 14.0 | 1.60 |
| 12B-G1F11 | 19.050 | 19.60 | 36.0 | 17.0 | 1.85 |
| 12A-G1F12 | 19.050 | 39.10 | 36.0 | 21.0 | 1.85 |
| 12B-G2F10 | 19.050 | 39.10 | 36.0 | 28.0 | 1.85 |
| 12A-G2F12 | 19.050 | 39.10 | 36.0 | 21.0 | 1.85 |
| 12B-G2F5 | 19.050 | 39.10 | 36.0 | 28.0 | 1.85 |
| 16A-G1F1 | 25.400 | 27.50 | 46.0 | 21.4 | 2.42 |
| 16B-G1F18 | 25.400 | 29.05 | 49.0 | 32.0 | 1.60 |
| 20B-G1F1 | 31.750 | 36.00 | 57.0 | 35.0 | 3.50 |



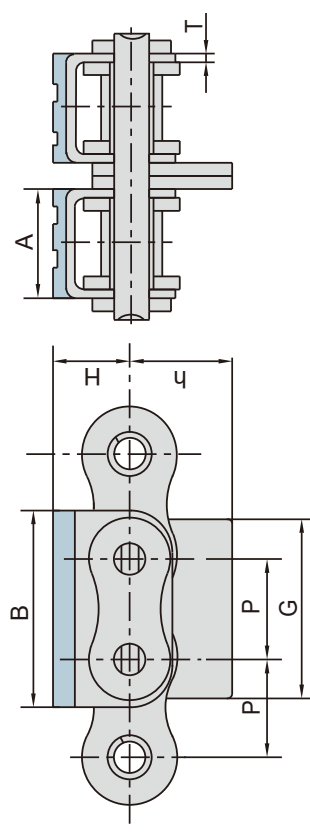
| 东华链号 Donghua Chain No. | P | A | B | H | T |
|------------------------------|--------|------|------|------|-----|
| | mm | mm | mm | mm | mm |
| 10B-G2F1 | 15.875 | 33.3 | 30.0 | 17.0 | 1.5 |
| 24A-G1F1 | 38.100 | 55.5 | 70.0 | 46.5 | 4.8 |



| 东华链号 Donghua Chain No. | P | A | B | H | T |
|------------------------------|-------|------|------|------|------|
| | mm | mm | mm | mm | mm |
| 12B-G2F6 | 19.05 | 39.1 | 37.3 | 28.2 | 1.85 |



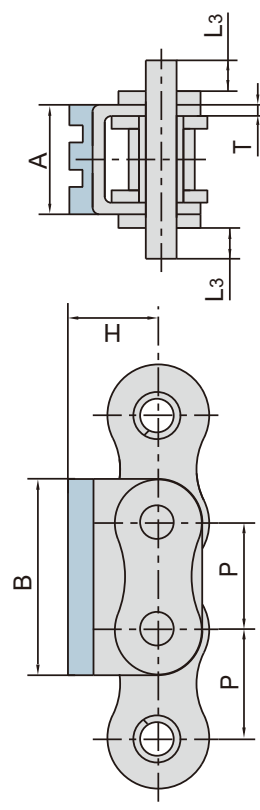
| 东华链号 Donghua Chain No. | P | A | B | G | h | H | T |
|------------------------------|------|------|------|------|------|------|------|
| | mm | mm | mm | mm | mm | mm | mm |
| 16A-G2F1 | 25.4 | 27.0 | 49.2 | 45.4 | 25.0 | 20.0 | 2.03 |



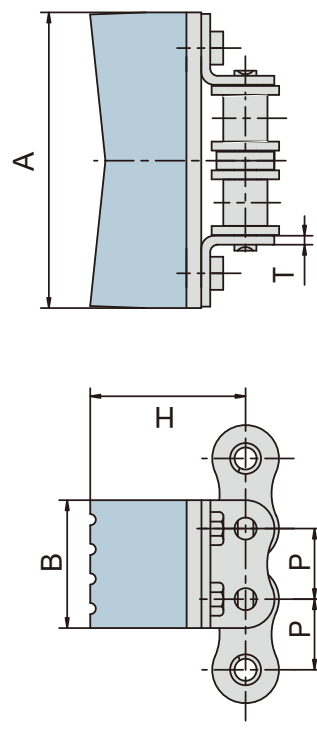
橡胶附板链

Roller chains with vulcanised elastomer profiles

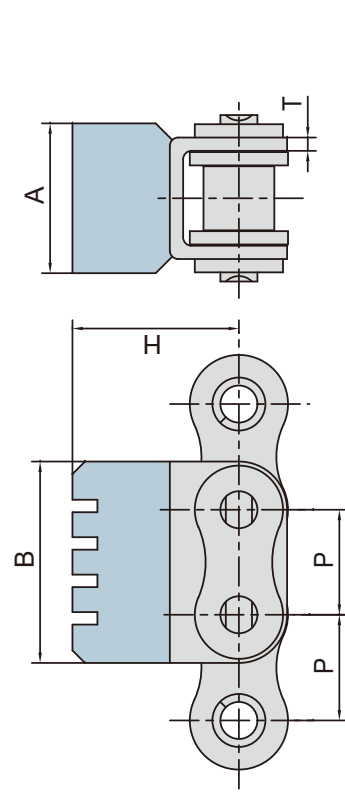
| 东华链号 Donghua Chain No. | P | A | B | H | H ₁ | T |
|------------------------------|------------|------------|------------|------------|----------------|------------|
| 16A-G1F3 | mm 25.4 | mm 27.5 | mm 49.0 | mm 8.25 | mm 21.4 | mm 2.42 |



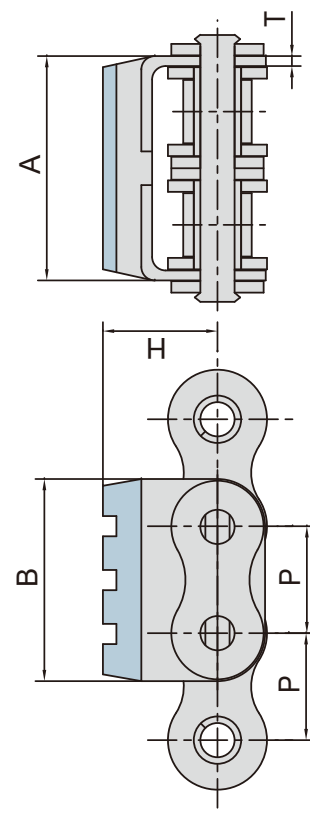
| 东华链号 Donghua Chain No. | P | A | B | H | T |
|------------------------------|-------------|------------|------------|------------|------------|
| 12AWK2-G2F1 | mm 19.05 | mm 80.0 | mm 35.0 | mm 41.9 | mm 2.42 |



| 东华链号 Donghua Chain No. | P | A | B | H | T |
|------------------------------|-------------|-------------|-------------|-------------|------------|
| 08B-G1F15 | mm 12.70 | mm 18.00 | mm 24.20 | mm 20.00 | mm 1.60 |



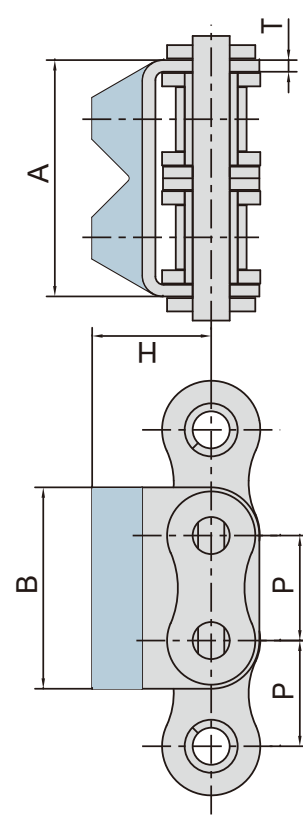
| 东华链号 Donghua Chain No. | P | A | B | H | T |
|------------------------------|--------------|-------------|-------------|-------------|------------|
| 10B-G2F6 | mm 15.875 | mm 33.30 | mm 30.00 | mm 17.00 | mm 1.50 |



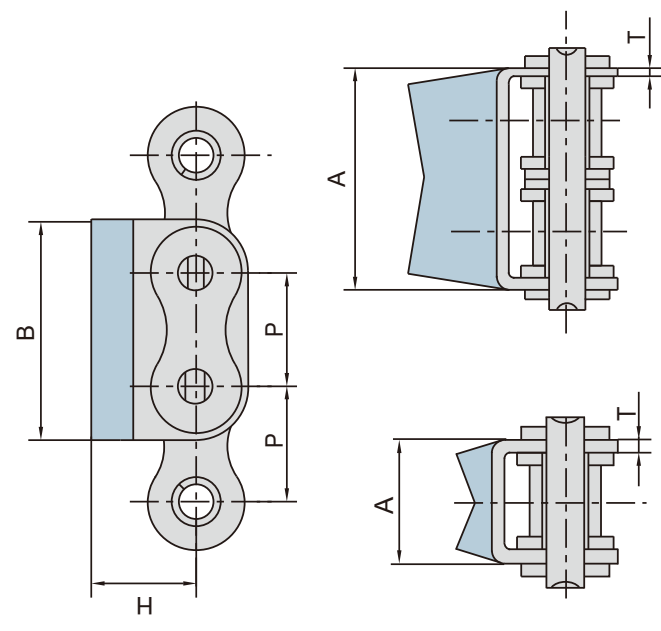
橡胶附板链

Roller chains with vulcanised elastomer profiles

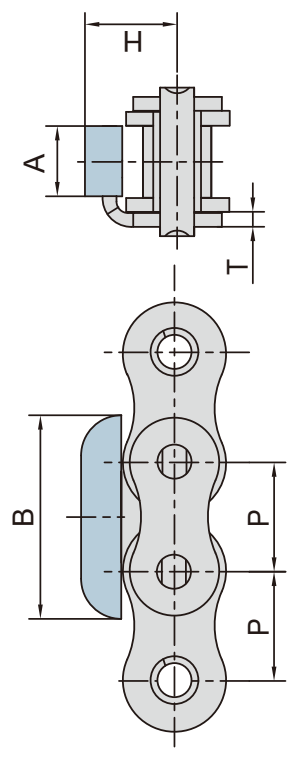
| 东华链号 Donghua Chain No. | P mm | A mm | B mm | H mm | T mm |
|------------------------------|---------|---------|---------|---------|---------|
| 08B-G2F18 | 12.70 | 28.40 | 24.20 | 14.30 | 1.50 |



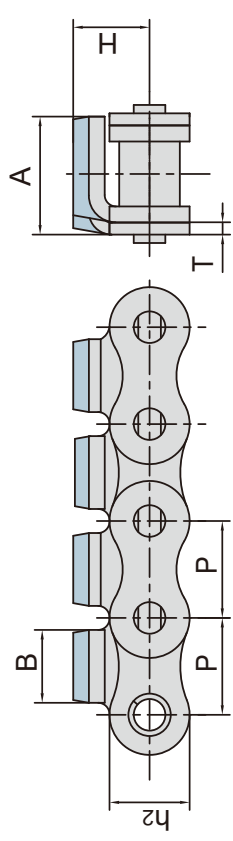
| 东华链号 Donghua Chain No. | P mm | A mm | B mm | H mm | T mm |
|------------------------------|---------|---------|---------|---------|---------|
| 08B-G2F11 | 12.70 | 28.4 | 24.2 | 18.3 | 1.50 |
| 12B-G1F1 | 19.05 | 19.6 | 36.0 | 18.0 | 1.85 |
| 12B-G2F4 | 19.05 | 39.1 | 36.0 | 27.5 | 1.85 |
| 12B-G1F13 | 19.05 | 19.6 | 36.0 | 21.0 | 1.85 |
| 12B-G2F13 | 19.05 | 39.1 | 36.0 | 27.5 | 1.85 |



| 东华链号 Donghua Chain No. | P mm | A mm | B mm | H mm | T mm |
|------------------------------|---------|---------|---------|---------|---------|
| 12A-G1F1 | 19.05 | 13.0 | 35.5 | 16.6 | 2.42 |

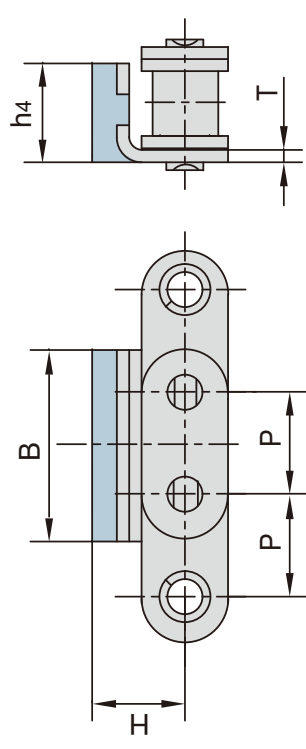


| 东华链号 Donghua Chain No. | P mm | A mm | B mm | H mm | h2 mm | T mm |
|------------------------------|---------|---------|---------|---------|----------|---------|
| 16B-G1F7 | 25.40 | 31.00 | 19.10 | 20.00 | 21.00 | 3.10 |
| 08B-G1F16 | 12.70 | 12.85 | 23.30 | 11.40 | 11.80 | 1.30 |

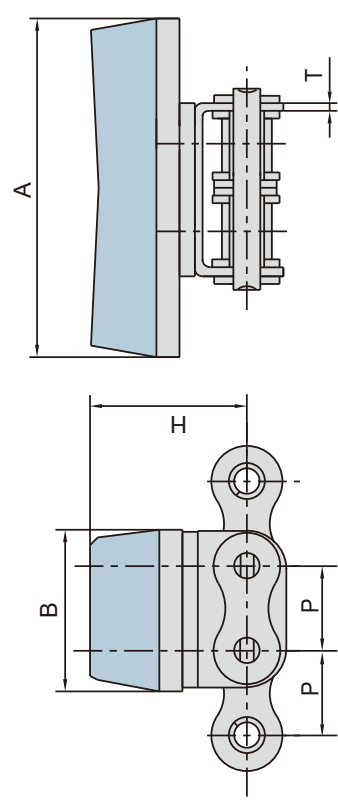


橡胶附板链

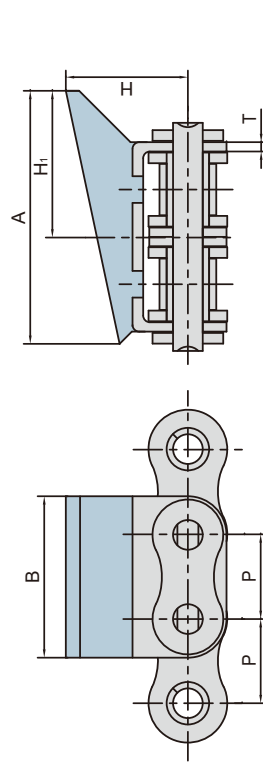
Roller chains with vulcanised elastomer profiles



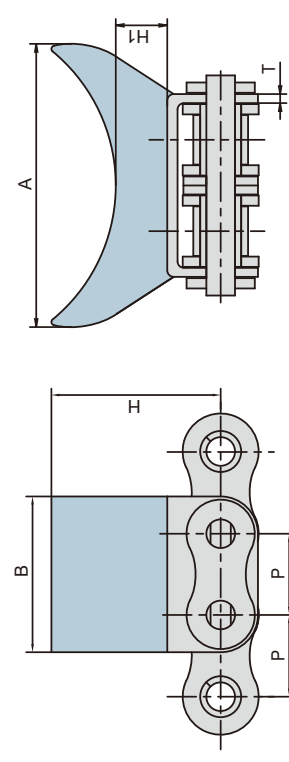
| 东华链号 Donghua Chain No. | P | B | H | h ₄ | T |
|------------------------------|-------|-------|-----|----------------|-----|
| 06BF9 | 9.525 | 17.73 | 9.0 | 9.05 | 1.3 |



| 东华链号 Donghua Chain No. | P | A | B | H | T |
|------------------------------|-------|-------|------|------|------|
| 12B-G2F3 | 19.05 | 77.0 | 37.0 | 36.0 | 1.85 |
| 12B-G2F8 | 19.05 | 101.0 | 37.0 | 36.0 | 1.85 |



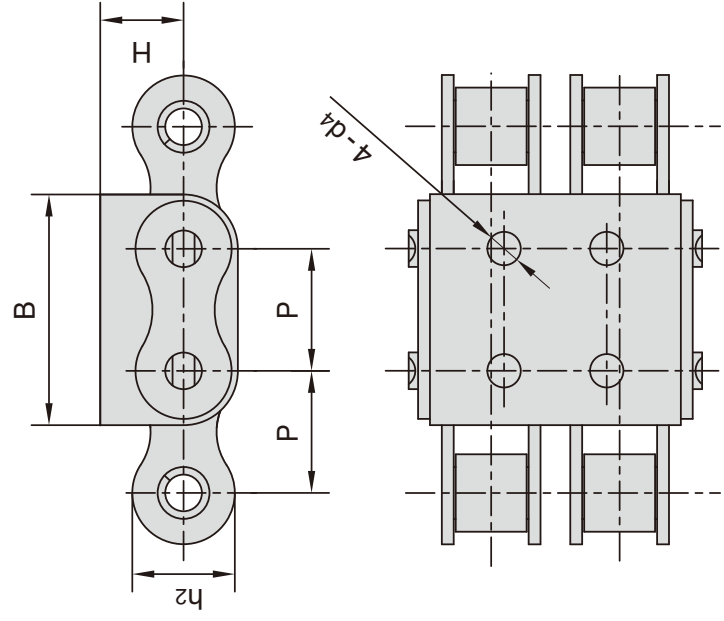
| 东华链号 Donghua Chain No. | P | A | B | H | H ₁ | T |
|------------------------------|------|------|------|------|----------------|-----|
| 08B-G2F14 | 12.7 | 37.9 | 24.2 | 18.3 | 22.0 | 1.5 |



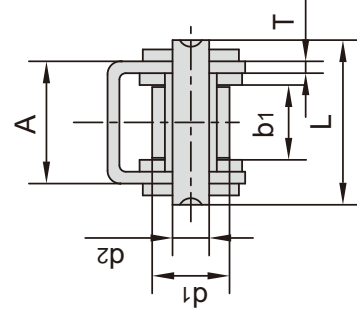
| 东华链号 Donghua Chain No. | P | A | B | H | H ₁ | T |
|------------------------------|-------|-------|-------|-------|----------------|------|
| 08B-G2F16 | 12.70 | 44.00 | 24.20 | 26.30 | 8.00 | 1.50 |
| 08B-G2F17 | 12.70 | 39.00 | 24.20 | 21.30 | 8.00 | 1.50 |

带U型附件滚子链

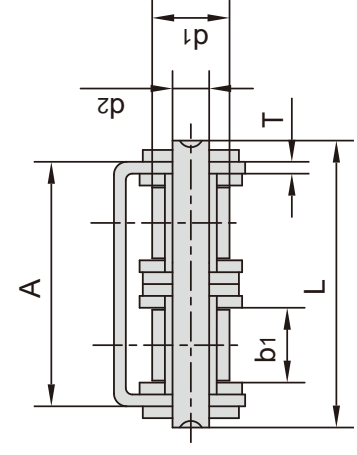
Roller chains with U type attachments



带U1部件
With U1 profile



带U2部件
With U2 profile



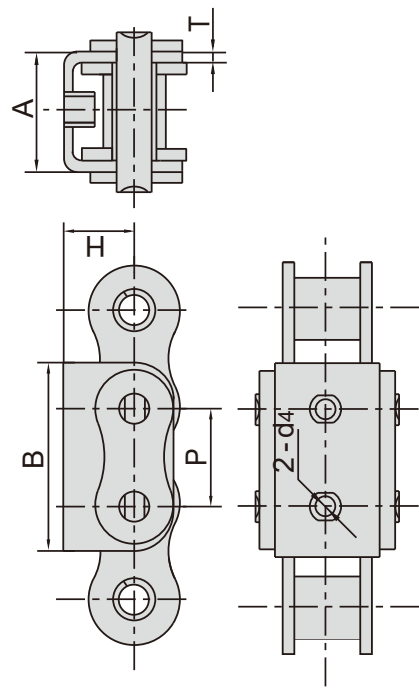
| 东华链号 Donghua Chain No. | 节距 Pitch P mm | 滚子直径 Roller diameter d1 max mm | 内节内宽 Width between inner plates b1 min mm | 销轴直径 Pin diameter d2 max mm | 销轴长度 Pin length L max mm | 链板、附板尺寸 Plate and attachment dimension | | | | 抗拉强度 Tensile strength Q min kN/lbf | 每米重量 Weight per meter q kg/m | |
|------------------------------|------------------------|---|---|--|---|---|------|------|------|---|---|-------|
| | | | | | | A | B | H | d4 | | | T |
| 08B-U1 | 12.700 | 8.51 | 7.75 | 4.45 | 20.00 | 14.60 | 24.2 | 8.3 | - | 1.60 | 18.0/4091 | 1.13 |
| 08B-U2 | 12.700 | 8.51 | 7.75 | 4.45 | 34.30 | 28.40 | 24.2 | 8.3 | - | 1.50 | 32.0/7273 | 1.96 |
| 08B-U2F9 | 12.700 | 8.51 | 7.75 | 4.45 | 47.90 | 28.40 | 25.5 | 8.3 | 4.0 | 1.50 | 29.0/6519 | 2.00 |
| 10A-U1 | 15.875 | 10.16 | 9.40 | 5.08 | 24.50 | 17.50 | 31.0 | 11.3 | 5.0 | 1.60 | 21.8/4901 | 1.68 |
| 10A-U1F3 | 15.875 | 10.16 | 9.40 | 5.08 | 24.50 | 17.50 | 31.0 | 11.3 | - | 1.60 | 21.8/4901 | 1.68 |
| 10B-U1 | 15.875 | 10.16 | 9.65 | 5.08 | 23.20 | 16.80 | 30.0 | 11.3 | 5.0 | 1.60 | 19.0/4318 | 1.53 |
| 10B-U2 | 15.875 | 10.16 | 9.65 | 5.08 | 39.70 | 33.30 | 30.0 | 11.3 | 5.0 | 1.50 | 44.5/10004 | 2.47 |
| 10B-U1F7 | 15.875 | 10.16 | 9.65 | 5.08 | 23.20 | 16.80 | 30.0 | 10.3 | - | 1.60 | 22.2/4990 | 1.53 |
| 10B-U1F8 | 15.875 | 10.16 | 9.65 | 5.08 | 23.20 | 16.80 | 30.0 | 11.3 | - | 1.60 | 19.0/4318 | 1.52 |
| 10B-U2F2 | 15.875 | 10.16 | 9.65 | 5.08 | 39.70 | 33.30 | 30.0 | 11.3 | - | 1.50 | 44.5/10004 | 2.40 |
| 12A-U2F3 | 19.050 | 11.91 | 12.57 | 5.94 | 52.90 | 44.50 | 37.1 | 13.0 | - | 1.85 | 62.3/14005 | 2.97 |
| 12B-U1 | 19.050 | 12.07 | 11.68 | 5.72 | 25.70 | 19.60 | 36.0 | 13.0 | 5.0 | 1.85 | 29.0/6519 | 1.90 |
| 12B-U2 | 19.050 | 12.07 | 11.68 | 5.72 | 45.30 | 39.10 | 36.0 | 12.0 | 5.0 | 1.85 | 57.8/13136 | 3.03 |
| 16A-U1 | 25.400 | 15.88 | 15.75 | 7.92 | 37.20 | 27.50 | 46.0 | 16.0 | - | 2.42 | 56.7/12746 | 3.87 |
| 16B-U1 | 25.400 | 15.88 | 17.02 | 8.28 | 39.70 | 29.05 | 49.0 | 15.4 | 6.0 | 1.60 | 58.0/13407 | 3.73 |
| 16B-U2 | 25.400 | 15.88 | 17.02 | 8.28 | 71.70 | 60.93 | 49.0 | 16.2 | - | 1.60 | 106.0/26094 | 6.15 |
| 16B-U2F4 | 25.400 | 15.88 | 17.02 | 8.28 | 71.70 | 60.93 | 49.0 | 16.2 | 8.4 | 1.60 | 106.0/26094 | 6.64 |
| 16B-U2F8 | 25.400 | 15.88 | 17.02 | 8.28 | 75.50 | 64.73 | 49.0 | 16.5 | - | 3.50 | 106.0/23829 | 7.27 |
| 16B-U2F10 | 25.400 | 15.88 | 17.02 | 8.28 | 75.20 | 64.10 | 49.0 | 16.2 | M8 | 3.10 | 106.0/23829 | 7.86 |
| 20BF2 | 31.750 | 19.05 | 19.56 | 10.19 | 48.00 | 36.00 | 57.0 | 21.0 | 8.0 | 3.50 | 85.0/19318 | 6.01 |
| 20B-U1 | 31.750 | 19.05 | 19.56 | 10.19 | 48.00 | 36.00 | 57.0 | 21.0 | - | 3.50 | 85.0/19318 | 6.00 |
| 24B-U1 | 38.100 | 25.40 | 25.40 | 14.63 | 61.60 | 47.00 | 72.6 | 28.0 | 10.0 | 4.50 | 160.0/35969 | 10.88 |
| 24B-U1F4 | 38.100 | 25.40 | 25.40 | 14.63 | 61.60 | 47.00 | 72.6 | 28.0 | - | 4.50 | 160.0/35969 | 11.40 |

注：d4孔的数量和位置按产品图。
Note: the number and position of d4 hole is as per drawing.

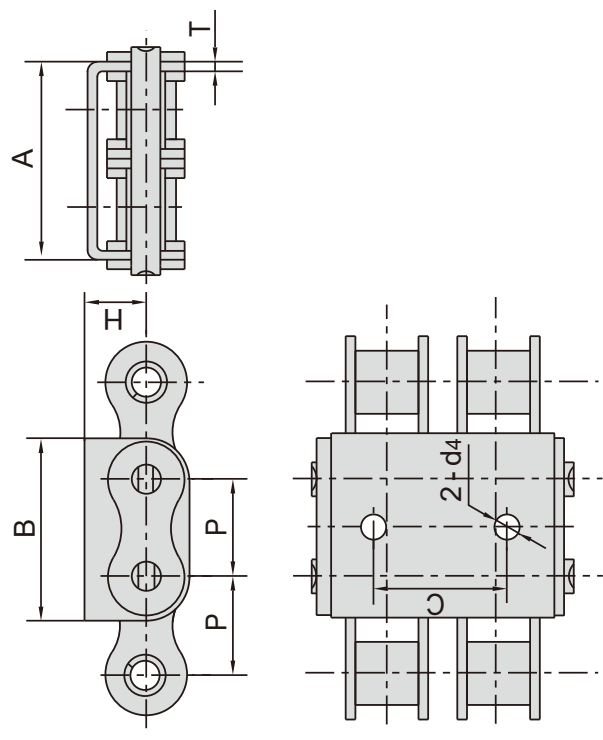
带U型附件滚子链

Roller chains with U type attachments

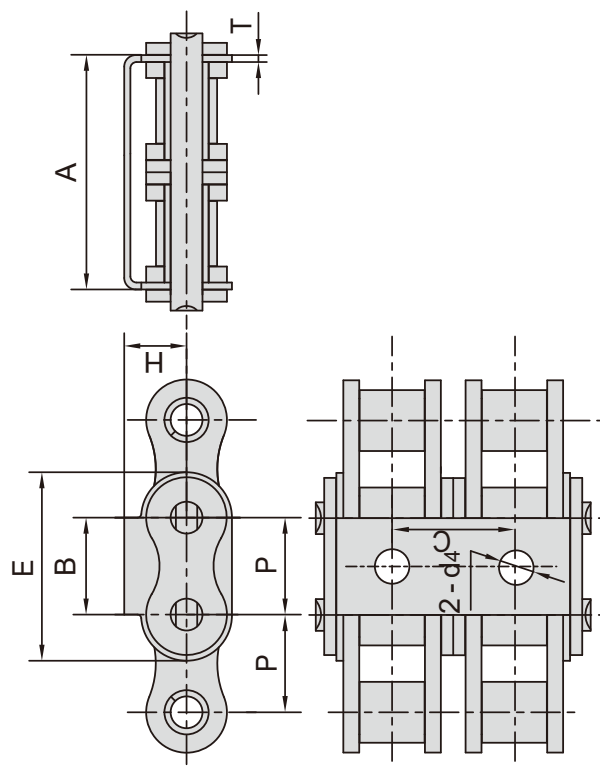
| 东华链号 Donghua Chain No. | P | A | B | d4 | H | T |
|------------------------------|--------|------|------|----|-------|------|
| | mm | mm | mm | mm | mm | mm |
| 08B-U1F1(a) | 12.700 | 14.6 | 24.2 | M4 | 9.50 | 1.60 |
| 10B-U1F1(a) | 15.875 | 16.8 | 30.0 | M5 | 11.30 | 1.60 |
| 12B-U1F10 | 19.050 | 19.6 | 36.0 | M5 | 13.00 | 1.85 |
| 16A-U1F7 | 25.400 | 27.3 | 49.5 | M6 | 16.45 | 2.30 |
| 16B-U1F3 | 25.400 | 30.3 | 49.5 | M6 | 16.45 | 2.30 |
| 16B-U1F4 | 25.400 | 29.8 | 47.8 | M5 | 15.00 | 2.00 |
| 20B-U1F3 | 31.750 | 36.0 | 57.0 | M6 | 21.00 | 3.50 |
| 24B-U1F5 | 38.100 | 47.0 | 72.6 | M6 | 28.00 | 4.50 |



| 东华链号 Donghua Chain No. | P | A | B | C | d4 | H | T |
|------------------------------|--------|------|------|------|-----|------|------|
| | mm | mm | mm | mm | mm | mm | mm |
| 08B-U2F2 | 12.700 | 28.4 | 24.2 | 17.5 | 3.3 | 8.3 | 1.50 |
| 10A-U2F1 | 15.875 | 36.5 | 29.0 | 17.5 | 3.3 | 12.0 | 2.03 |
| 10B-U2F3 | 15.875 | 33.3 | 30.0 | 16.5 | 4.0 | 11.3 | 1.50 |
| 12B-U2F7 | 19.050 | 38.9 | 36.0 | 17.5 | 3.3 | 13.2 | 1.85 |

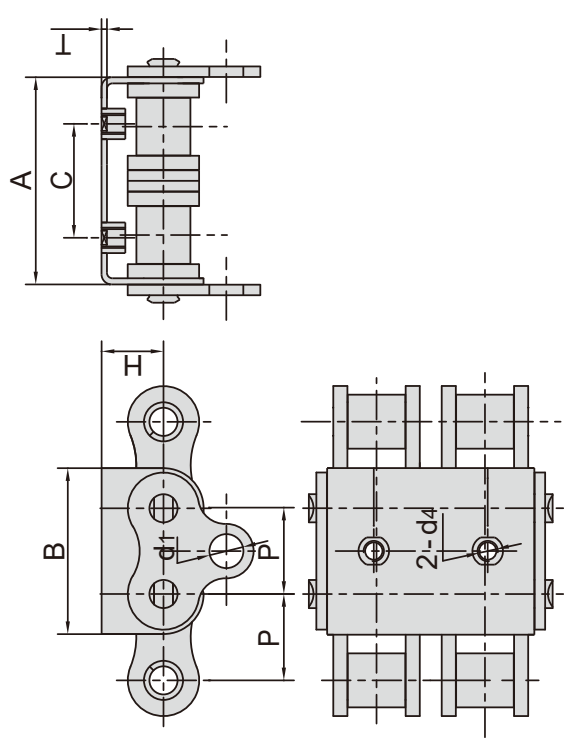


| 东华链号 Donghua Chain No. | P | A | B | C | d4 | E | H | T |
|------------------------------|------|-------|------|------|-----|------|------|-----|
| | mm | mm | mm | mm | mm | mm | mm | mm |
| 16B-U2F1 | 25.4 | 60.93 | 25.0 | 33.5 | 9.0 | 49.0 | 16.2 | 1.6 |
| 16B-U2F5 | 25.4 | 64.10 | 25.0 | - | - | 46.4 | 17.0 | 3.1 |
| 16B-U1F10 | 25.4 | 29.05 | 25.0 | - | 6.0 | 49.0 | 15.4 | 1.6 |

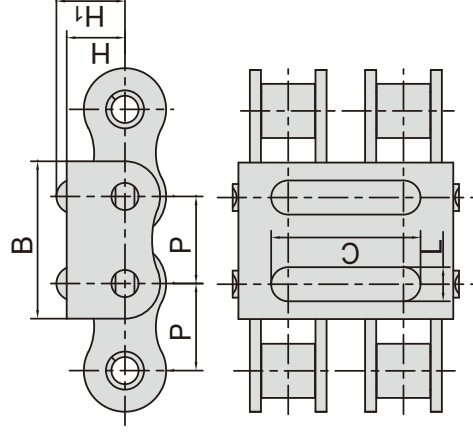


带U型附件滚子链 Roller chains with U type attachments

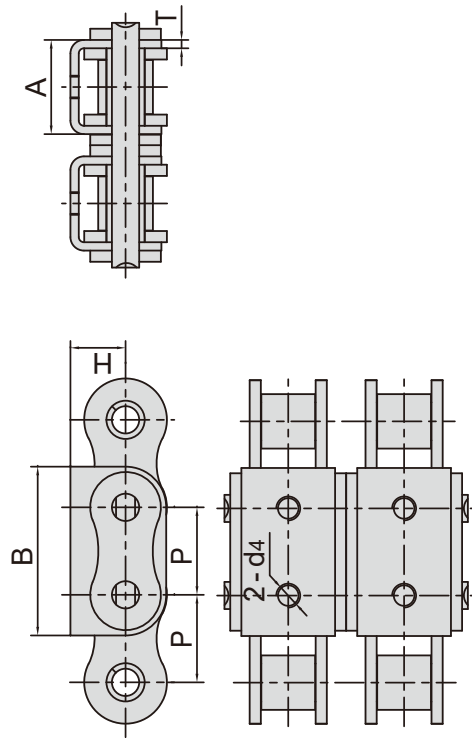
| 东华链号 Donghua Chain No. | P mm | A mm | B mm | d4 mm | H mm | T mm | C mm | d1 mm |
|------------------------------|---------|---------|---------|----------|---------|---------|---------|----------|
| 16B-U2F2 | 25.4 | 60.93 | 49.0 | M6 | 18.2 | 1.6 | 33.5 | 10.0 |
| 16B-U2F3 | 25.4 | 60.93 | 49.0 | M6 | 16.2 | 1.6 | 33.5 | 10.0 |



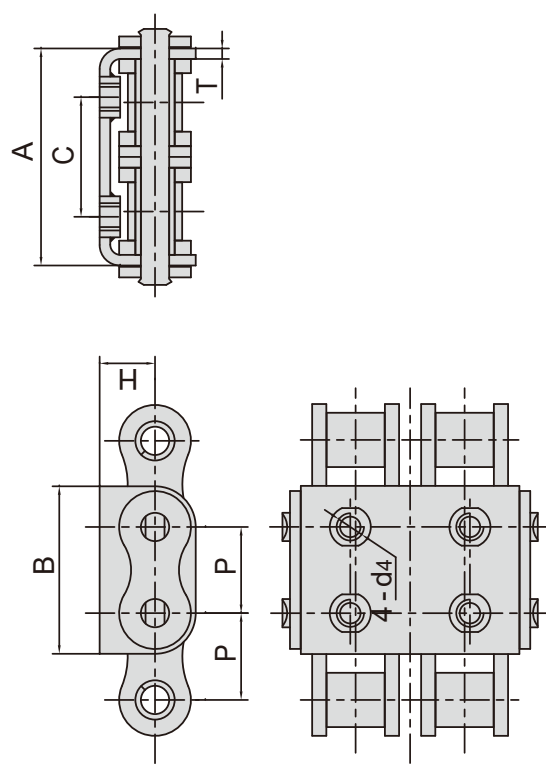
| 东华链号 Donghua Chain No. | P mm | B mm | H mm | H1 mm | C mm | L mm |
|------------------------------|---------|---------|---------|----------|---------|---------|
| 16A-U2F8 | 25.4 | 45.9 | 17.0 | 20.0 | 41.0 | 10.0 |



| 东华链号 Donghua Chain No. | P mm | A mm | B mm | d4 mm | H mm | T mm |
|------------------------------|---------|---------|---------|----------|---------|---------|
| 16A-U2F9 | 25.4 | 27.5 | 49.0 | M6 | 16.0 | 2.42 |

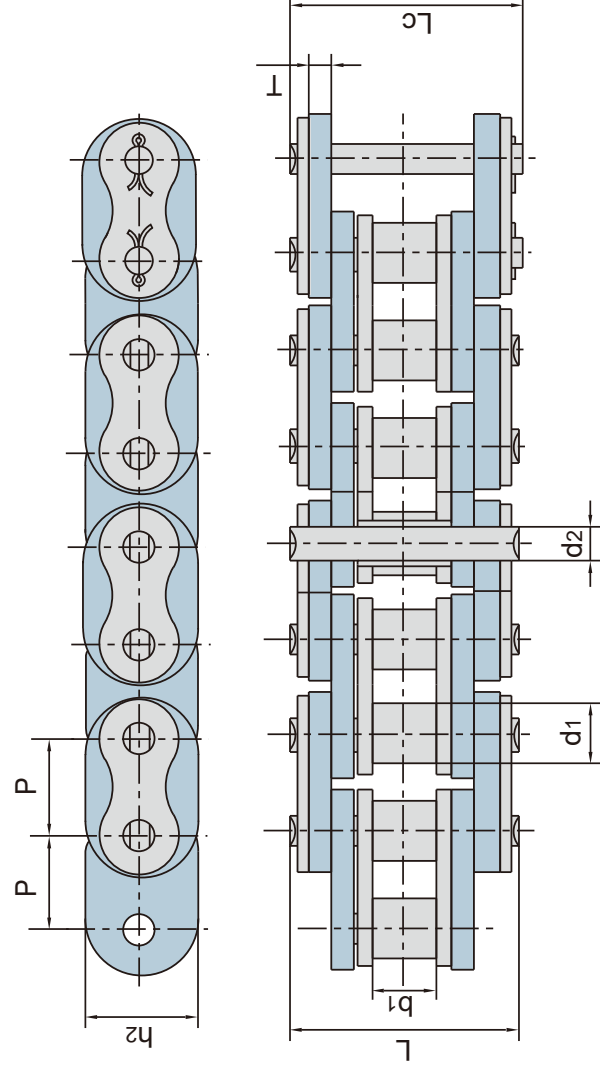


| 东华链号 Donghua Chain No. | P mm | A mm | B mm | C mm | d4 mm | H mm | T mm |
|------------------------------|---------|---------|---------|---------|----------|---------|---------|
| 16B-U2F7 | 25.4 | 62.76 | 49.0 | 33.5 | M6 | 19.5 | 2.50 |
| 16B-U2F10 | 25.4 | 64.10 | 49.0 | 35.0 | M8 | 16.2 | 3.10 |

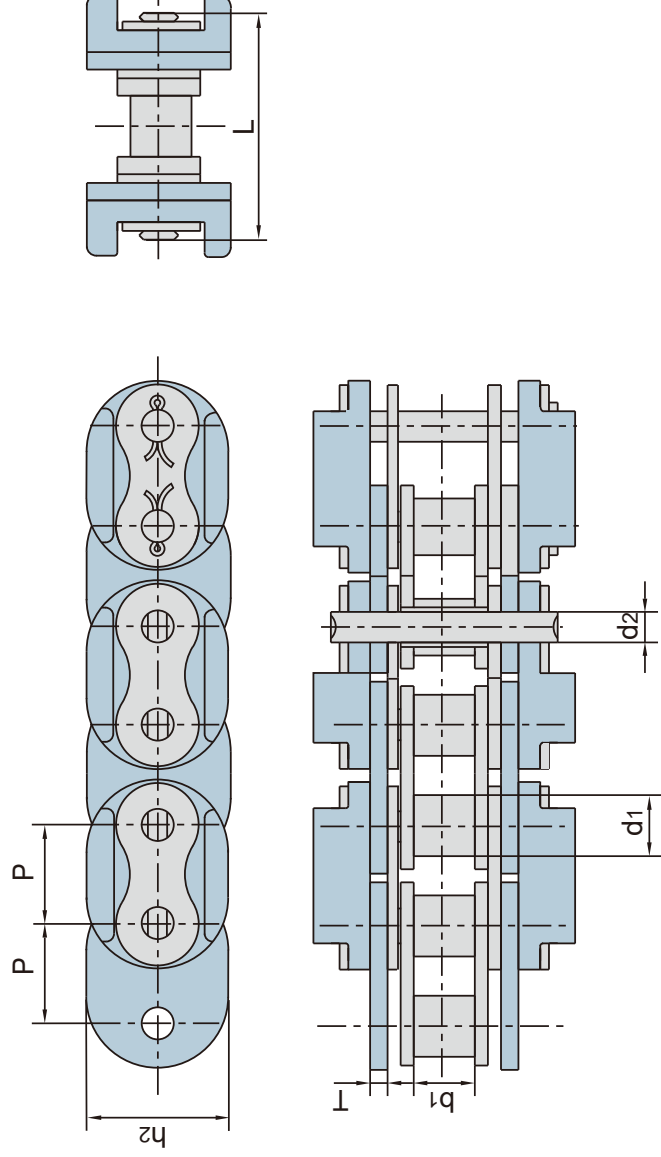


带塑料附板滚子链

Roller chains with plastic attachments



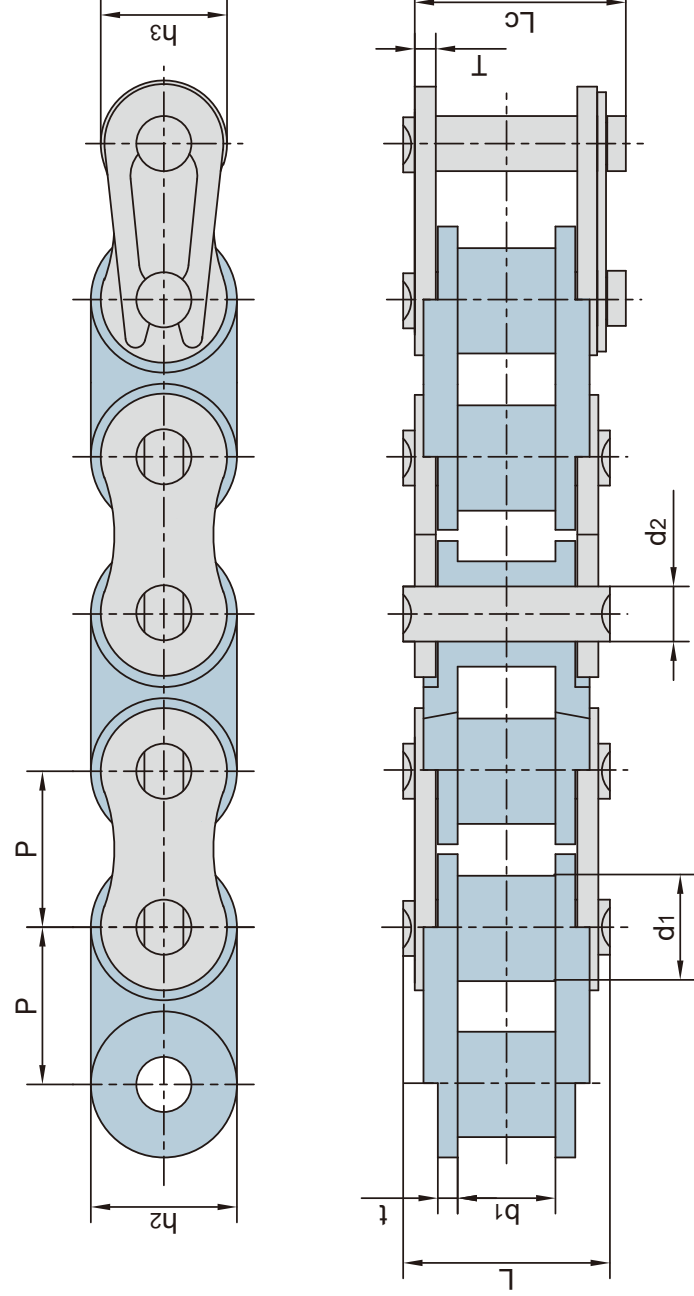
| 节距 Pitch | 滚子直径 Roller diameter | 内节内宽 Width between inner plates | 销轴直径 Pin diameter | 销轴长度 Pin length | | 链板、附板尺寸 Plate & attachment dimension | | 抗拉强度 Tensile strength | 每米长重 Weight per meter |
|-------------|-------------------------|------------------------------------|----------------------|--------------------|--------|---|-------|--------------------------|--------------------------|
| | | | | d1 max | b1 min | d2 max | L max | | |
| P | d1 max | b1 min | d2 max | L max | LC max | h2 | T | Q min | q |
| mm | mm | mm | mm | mm | mm | mm | mm | kN/lbf | kg/m |
| 25.4 | 15.88 | 17.02 | 8.28 | 61.0 | 64.2 | 30.0 | 6.0 | 22.0/4949 | 3.7 |



| 节距 Pitch | 滚子直径 Roller diameter | 内节内宽 Width between inner plates | 销轴直径 Pin diameter | 销轴长度 Pin length | | 链板、附板尺寸 Plate & attachment dimension | | 抗拉强度 Tensile strength | 每米长重 Weight per meter |
|-------------|-------------------------|------------------------------------|----------------------|--------------------|--------|---|-------|--------------------------|--------------------------|
| | | | | d1 max | b1 min | d2 max | L max | | |
| P | d1 max | b1 min | d2 max | L max | LC max | h2 max | T | Q min | q |
| mm | mm | mm | mm | mm | mm | mm | mm | kN/lbf | kg/m |
| 31.75 | 19.05 | 19.56 | 10.19 | 73.7 | 73.7 | 45.0 | 6.0 | 95.0/21591 | 6.35 |

塑料链 Plastic chains

工程塑料内链节轻型输送带
Engineering plastic inner link light-duty conveyor chains

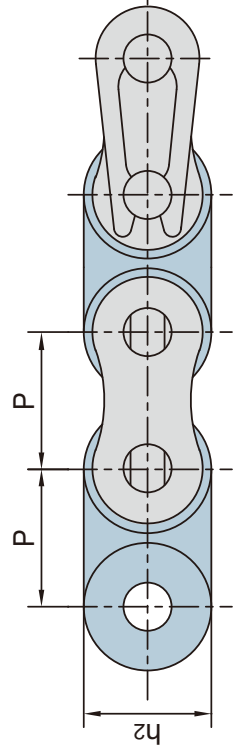


| 节距 Pitch | 滚子直径 Roller diameter | 内节内宽 Width between inner plates | 销轴直径 Pin diameter | 销轴长度 Pin length | | 链板高度 Plate depth | | 链板厚度 Plate thickness | 抗拉强度 Tensile strength |
|-------------|-------------------------|------------------------------------|----------------------|--------------------|--------|---------------------|--------|-------------------------|--------------------------|
| | | | | L max | Lc max | h2 max | h3 max | | |
| P | d1 max | b1 min | d2 max | L max | Lc max | h2 max | h3 max | t/T | Q min |
| mm | mm | mm | mm | mm | mm | mm | mm | mm | kN/lbf |
| 6.350 | 3.30 | 3.10 | 2.31 | 7.9 | 8.4 | 6.0 | 5.06 | 0.80 | 0.6/136 |
| 9.525 | 5.08 | 4.68 | 3.58 | 12.4 | 13.2 | 9.0 | 7.80 | 1.30 | 1.1/250 |
| 12.700 | 7.92 | 7.85 | 3.96 | 16.6 | 17.8 | 12.0 | 10.40 | 1.50 | 2.5/568 |
| 15.875 | 10.16 | 9.40 | 5.08 | 20.7 | 22.2 | 15.1 | 13.00 | 2.03 | 3.5/795 |
| 19.050 | 11.91 | 12.57 | 5.94 | 25.9 | 27.7 | 18.0 | 15.60 | 2.42 | 4.5/1023 |
| 25.400 | 15.88 | 15.75 | 7.92 | 32.7 | 35.0 | 24.0 | 20.50 | 3.25 | 7.5/1686 |
| 12.700 | 8.51 | 7.75 | 4.45 | 16.7 | 18.2 | 11.8 | 10.60 | 1.60 | 2.5/568 |
| 15.875 | 10.16 | 9.65 | 5.08 | 19.5 | 20.9 | 14.7 | 13.70 | 1.70 | 2.8/629 |
| 19.050 | 12.07 | 11.68 | 5.72 | 22.5 | 24.2 | 16.0 | 15.00 | 1.85 | 4.2/1023 |
| 25.400 | 15.88 | 17.02 | 8.28 | 36.1 | 37.4 | 21.0 | 21.00 | 4.15/3.10 | 7.5/1686 |

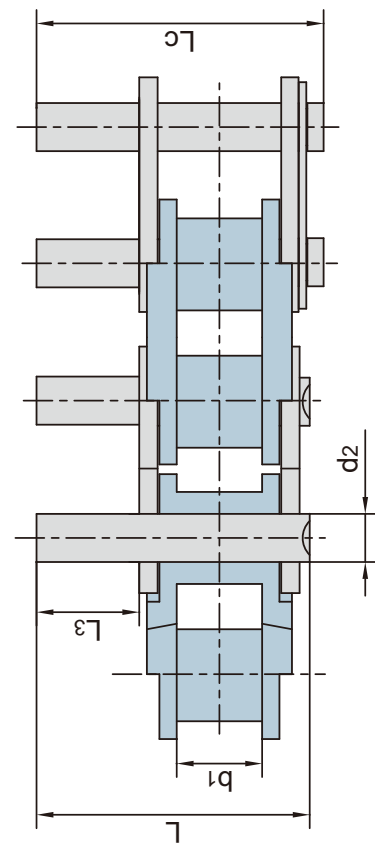
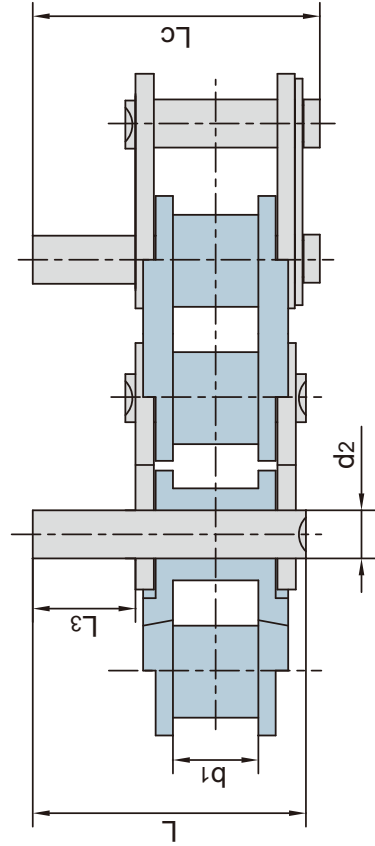
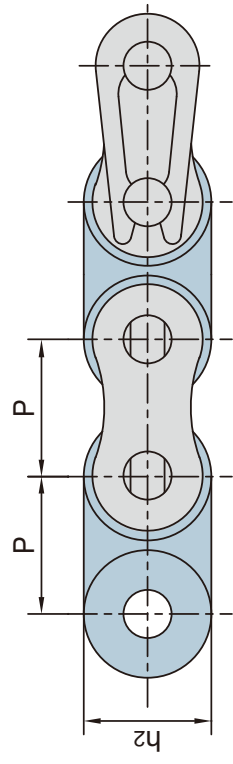
塑料链 Plastic chains

工程塑料内链节轻型输送带
Engineering plastic inner link light-duty conveyor chains

D1

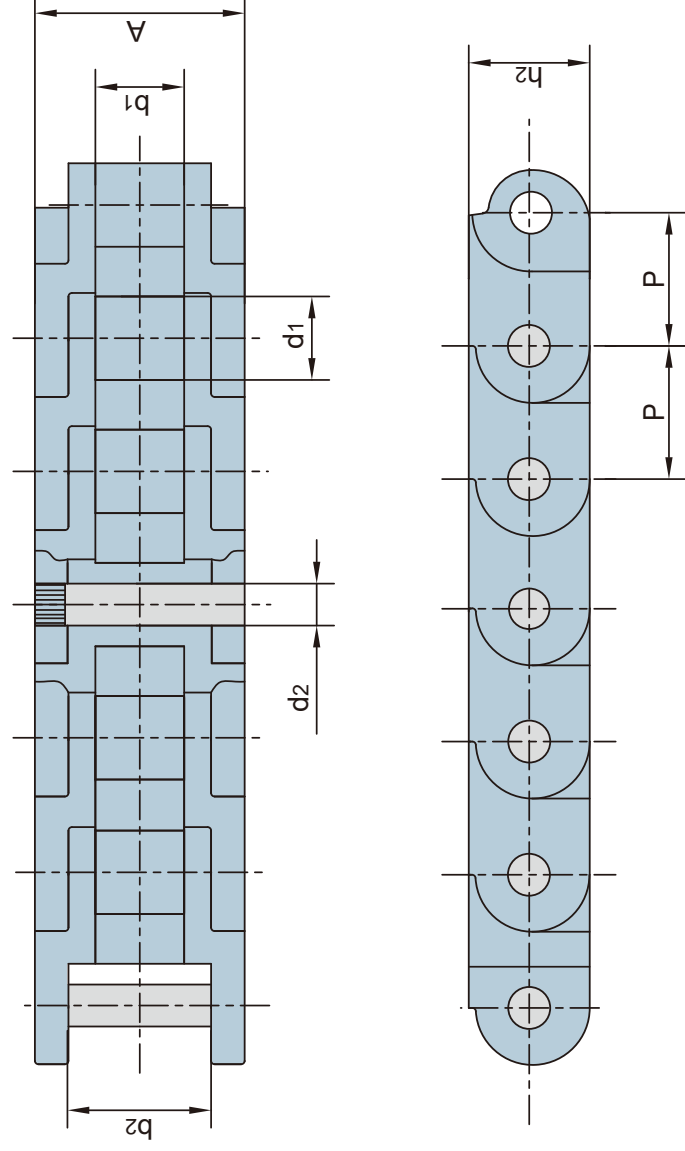


D3



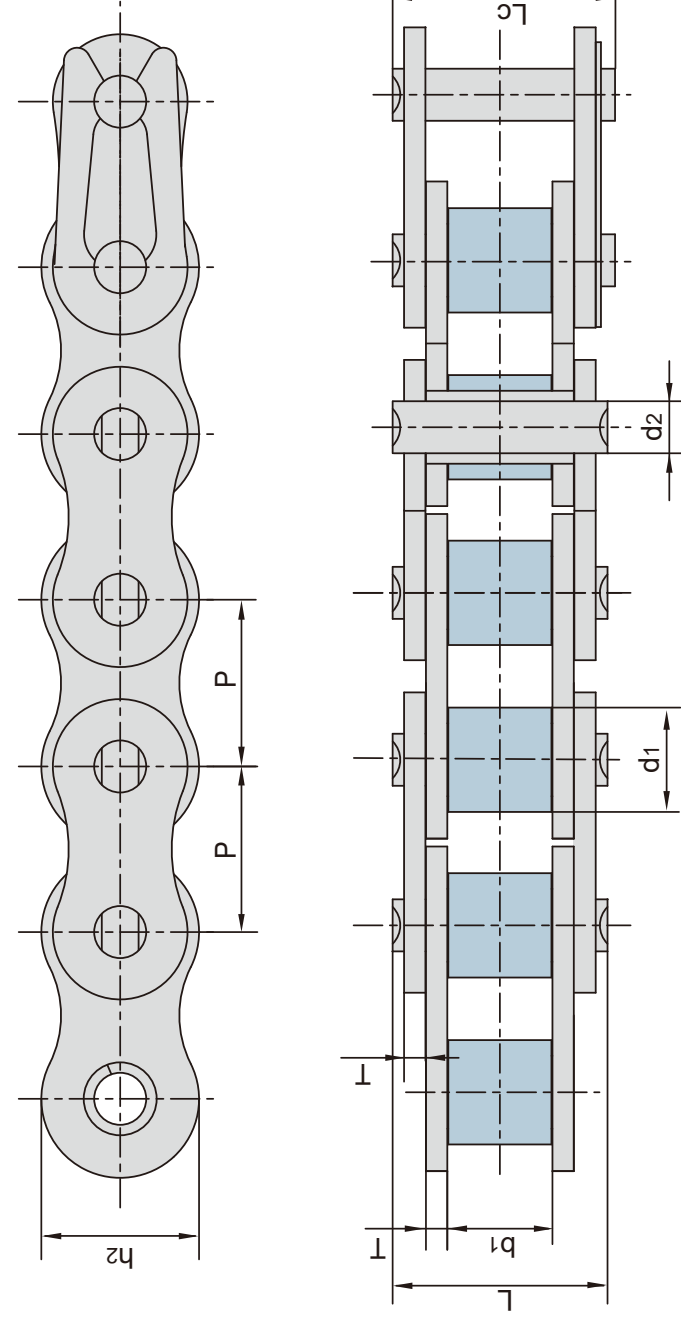
| 东华链号 Donghua Chain No. | P | b ₁ | d ₂ | h ₂ | L ₃ | L | L _c |
|------------------------------|--------|----------------|----------------|----------------|----------------|------|----------------|
| | mm | mm | mm | mm | mm | mm | mm |
| 06CPSa | 9.525 | 4.68 | 3.58 | 9.0 | 9.5 | 20.8 | 21.6 |
| 08APSa | 12.700 | 7.85 | 3.96 | 12.0 | 9.5 | 25.1 | 26.2 |
| 10APSa | 15.875 | 9.40 | 5.08 | 15.1 | 11.9 | 31.3 | 33.1 |
| 12APSa | 19.050 | 12.57 | 5.94 | 18.0 | 14.3 | 38.6 | 40.6 |
| 16APSa | 25.400 | 15.75 | 7.92 | 24.0 | 19.1 | 50.3 | 53.3 |
| 08BPSa | 12.700 | 7.75 | 4.45 | 11.8 | 9.5 | 25.1 | 26.6 |
| 10BPSa | 15.875 | 9.65 | 5.08 | 14.7 | 11.9 | 30.1 | 31.5 |
| 12BPSa | 19.050 | 11.68 | 5.72 | 16.0 | 14.3 | 35.4 | 37.1 |
| 16BPSa | 25.400 | 17.02 | 8.28 | 21.0 | 19.1 | 53.0 | 54.3 |

塑料链
Plastic chains



| 东华链号 Donghua Chain No. | P | b1 | b2 | d2 | d1 | A | h2 | 最大允许载荷 Max allowed load |
|------------------------------|-------|------|------|----|-------|----|------|-------------------------------|
| | mm | mm | mm | mm | mm | mm | mm | kN/lbf |
| PD60 | 19.05 | 12.7 | 20.7 | 6 | 11.94 | 30 | 17.3 | 0.88/198 |

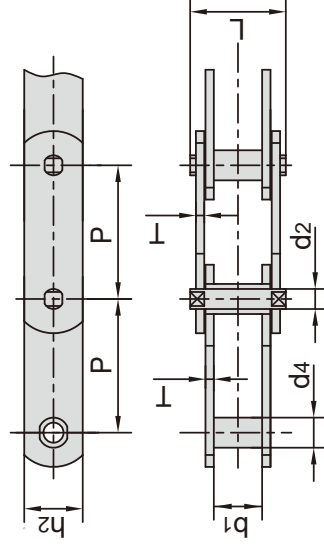
带塑料滚子输送链 Conveyor chains with plastic rollers



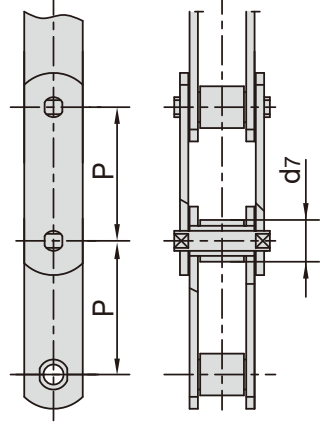
| 东华链号 Donghua Chain No. | 节距 Pitch P mm | 滚子直径 Roller diameter d1 max mm | 内节内宽 Width between inner plates b1 min mm | 销轴直径 Pin diameter d2 max mm | 销轴长度 Pin length | | 内链板高度 Inner plate depth h2 max mm | 链板厚度 Plate thickness T mm | 抗拉强度 Tensile strength Q min kN/lbf | 平均抗拉强度 Average tensile strength Q0 kN | 每米重量 Weight per meter q kg/m |
|------------------------------|------------------------|---|---|--|-----------------------|-----------------|---|---------------------------------------|---|--|---|
| | | | | | L max mm | Lc max mm | | | | | |
| 40-P | 12.700 | 7.95 | 7.85 | 3.96 | 16.60 | 17.80 | 12.00 | 1.50 | 14.1/3205 | 17.5 | 0.56 |
| 50-P | 15.875 | 10.16 | 9.40 | 5.08 | 20.70 | 22.20 | 15.09 | 2.03 | 22.2/5045 | 29.4 | 0.96 |
| 60-P | 19.050 | 11.91 | 12.57 | 5.94 | 25.90 | 27.70 | 18.00 | 2.42 | 31.8/7227 | 41.5 | 1.35 |
| 80-P | 25.400 | 15.88 | 15.75 | 7.92 | 32.70 | 35.00 | 24.00 | 3.25 | 56.7/12886 | 69.4 | 2.26 |
| A2050-P | 31.750 | 10.16 | 9.40 | 5.08 | 20.70 | 22.20 | 15.00 | 2.03 | 22.2/5045 | 28.1 | 0.61 |

M系列输送机 Conveyor chains (M series)

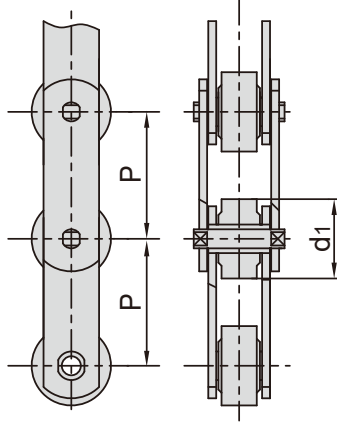
1.无滚子
1. without rollers



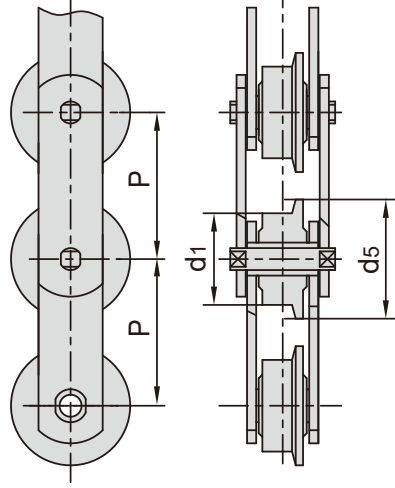
2.带S型小滚子
2. with S small rollers type



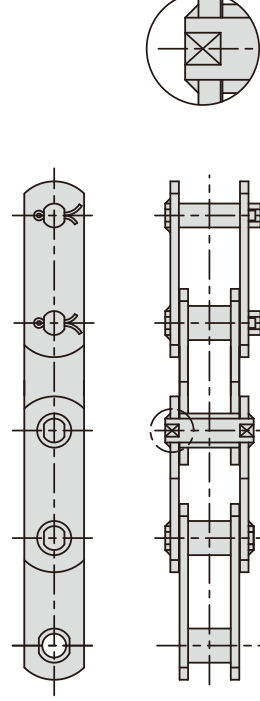
3.带P型大滚子
3. with P large rollers type



4.带F型带边滚子
4. with F flanged rollers type



5.销轴铆头后采用焊接加固
5. Welded pins with plates



| ISO 链号 ISO Chain No. | 节距 Pitch | | | | | | | | | | 滚子直径 Roller diameter | | | 套筒直径 Bush diameter |
|-------------------------------|-------------|-------|-------|-------|-------|-------|-------|-------|-------|-------|----------------------------|-----------------|-----------------|--------------------------|
| | P mm | | | | | | | | | | d1 max mm | d7 max mm | d5 max mm | d4 max mm |
| M20 | *40.0 | 50.0 | 63.0 | 80.0 | 100.0 | 125.0 | 160.0 | 200.0 | 250.0 | 315.0 | 25.0 | 12.5 | 32.0 | 9.0 |
| M28 | *50.0 | 63.0 | 80.0 | 100.0 | 125.0 | 160.0 | 200.0 | 250.0 | 315.0 | 400.0 | 30.0 | 15.0 | 36.0 | 10.0 |
| M40 | 63.0 | 80.0 | 100.0 | 125.0 | 160.0 | 200.0 | 250.0 | 315.0 | 400.0 | 500.0 | 36.0 | 18.0 | 42.0 | 12.5 |
| M56 | *63.0 | 80.0 | 100.0 | 125.0 | 160.0 | 200.0 | 250.0 | 315.0 | 400.0 | 630.0 | 42.0 | 21.0 | 50.0 | 15.0 |
| M80 | 80.0 | 100.0 | 125.0 | 160.0 | 200.0 | 250.0 | 315.0 | 400.0 | 500.0 | 800.0 | 50.0 | 25.0 | 60.0 | 18.0 |
| M112 | *80.0 | 100.0 | 125.0 | 160.0 | 200.0 | 250.0 | 315.0 | 400.0 | 500.0 | | 60.0 | 30.0 | 70.0 | 21.0 |
| M160 | *100.0 | 125.0 | 160.0 | 200.0 | 250.0 | 315.0 | 400.0 | 500.0 | 630.0 | | 70.0 | 36.0 | 85.0 | 25.0 |
| M224 | *125.0 | 160.0 | 200.0 | 250.0 | 315.0 | 400.0 | 500.0 | 630.0 | | | 85.0 | 42.0 | 100.0 | 30.0 |
| M315 | *160.0 | 200.0 | 250.0 | 315.0 | 400.0 | 500.0 | 630.0 | | | | 100.0 | 50.0 | 120.0 | 36.0 |
| M450 | 200.0 | 250.0 | 315.0 | 400.0 | 500.0 | 630.0 | 800.0 | | | | 120.0 | 60.0 | 140.0 | 42.0 |

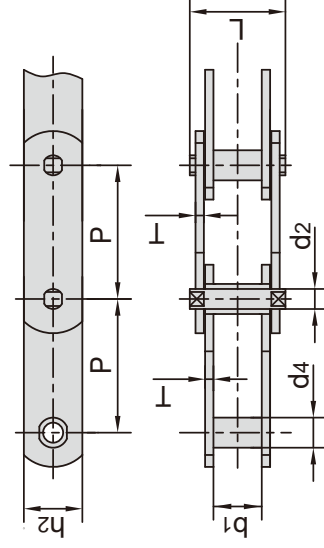
| ISO 链号 ISO Chain No. | 内节内宽 Width between inner plates | 销轴直径 Pin diameter | 销轴长度 Pin length | 链板高度 Plate depth | 链板厚度 Plate thickness | 抗拉强度 Tensile strength | 平均抗拉强度 Average tensile strength |
|-------------------------------|--|-------------------------|-----------------------|------------------------|----------------------------|-----------------------------|--|
| | b1 min mm | d2 max mm | L max mm | h2 max mm | T max mm | Q min kN/lbf | Q0 kN |
| M20 | 16.0 | 6.0 | 35.0 | 19.0 | 2.5 | 20.0/4545 | 25.0 |
| M28 | 18.0 | 7.0 | 40.0 | 21.0 | 3.0 | 28.0/6364 | 35.0 |
| M40 | 20.0 | 8.5 | 45.0 | 26.0 | 3.5 | 40.0/9091 | 50.0 |
| M56 | 24.0 | 10.0 | 52.0 | 31.0 | 4.0 | 56.0/12727 | 70.0 |
| M80 | 28.0 | 12.0 | 62.0 | 36.0 | 5.0 | 80.0/18182 | 100.0 |
| M112 | 32.0 | 15.0 | 73.0 | 41.0 | 6.0 | 112.0/25454 | 140.0 |
| M160 | 37.0 | 18.0 | 85.0 | 51.0 | 7.0 | 160.0/36364 | 200.0 |
| M224 | 43.0 | 21.0 | 98.0 | 62.0 | 8.0 | 224.0/50909 | 280.0 |
| M315 | 48.0 | 25.0 | 112.0 | 72.0 | 10.0 | 315.0/71591 | 393.7 |
| M450 | 56.0 | 30.0 | 135.0 | 82.0 | 12.0 | 450.0/102272 | 562.5 |

*链条仅有套筒和小滚子

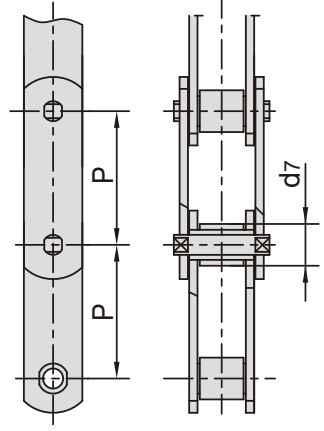
*Chain has bush and small roller only

M系列输送链 Conveyor chains (M series)

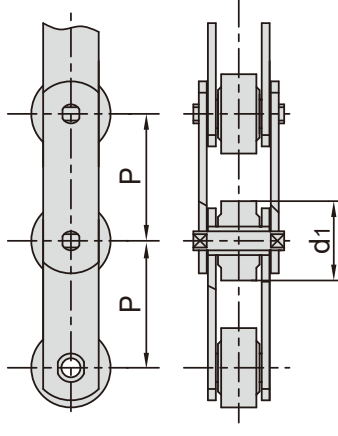
1.无滚子
1. without rollers



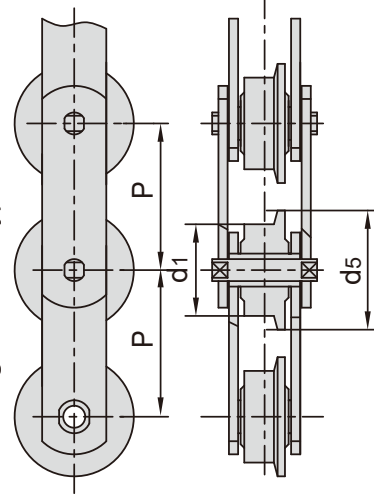
2.带S型小滚子
2. with S small rollers type



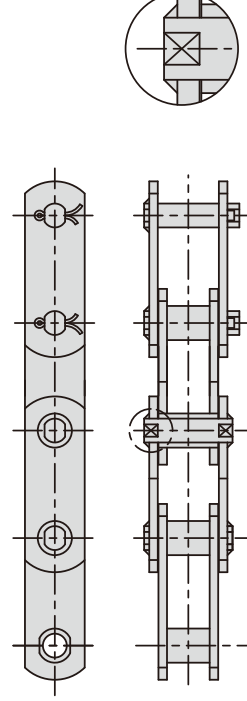
3.带P型大滚子
3. with P large rollers type



4.带F型带边滚子
4. with F flanged rollers type



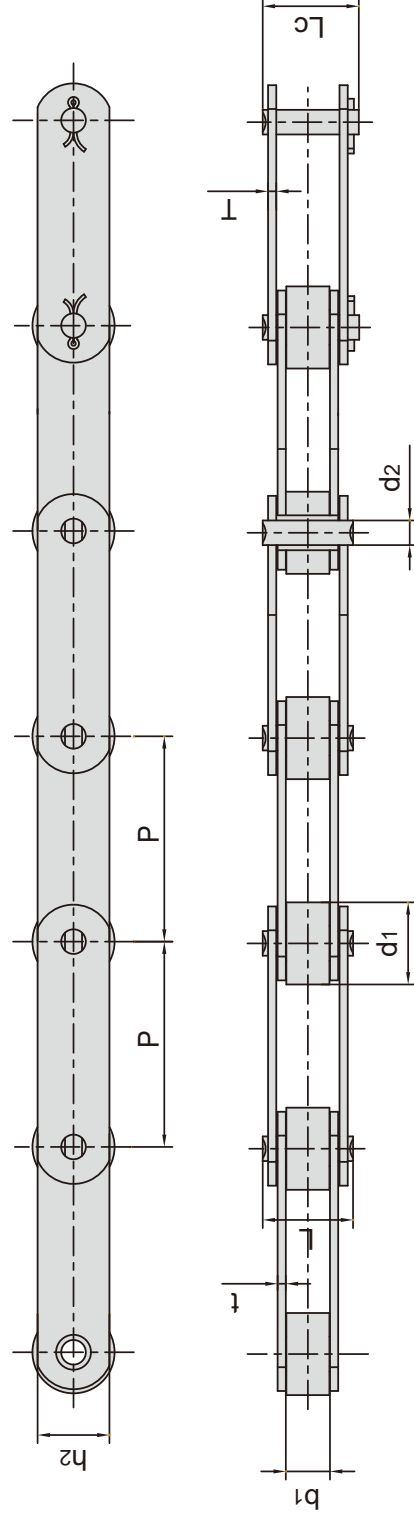
5.销轴铆头后采用焊接加固
5. Welded pins with plates



| DIN 链号 DIN Chain No. | 节距 Pitch P mm | | | | | | 滚子直径 Roller diameter | | | 套筒直径 Bush diameter | |
|-------------------------------|------------------------|-----------------|-----------------|-----------------|-----------------|-----------------|----------------------------|-----------------|-----------------|--------------------------|--|
| | d1 max mm | d7 max mm | d5 max mm | d1 max mm | d7 max mm | d5 max mm | d1 max mm | d7 max mm | d5 max mm | d4 max mm | |
| M20 | 40.0 | 50.0 | 63.0 | 80.0 | 100.0 | 125.0 | 160.0 | 12.50 | 30.00 | 9.0 | |
| M28 | 50.0 | 63.0 | 80.0 | 100.0 | 125.0 | 160.0 | 200.0 | 15.00 | 36.00 | 10.0 | |
| M40 | 63.0 | 80.0 | 100.0 | 125.0 | 160.0 | 200.0 | 250.0 | 18.00 | 42.00 | 12.5 | |
| M56 | 63.0 | 80.0 | 100.0 | 125.0 | 160.0 | 200.0 | 250.0 | 21.00 | 50.00 | 15.0 | |
| M80 | 80.0 | 100.0 | 125.0 | 160.0 | 200.0 | 250.0 | 315.0 | 25.00 | 60.00 | 18.0 | |
| M112 | 80.0 | 100.0 | 125.0 | 160.0 | 200.0 | 250.0 | 315.0 | 30.00 | 70.00 | 21.0 | |
| M160 | 100.0 | 125.0 | 160.0 | 200.0 | 250.0 | 315.0 | 400.0 | 36.00 | 85.00 | 25.0 | |
| M224 | 125.0 | 160.0 | 200.0 | 250.0 | 315.0 | 400.0 | 500.0 | 42.00 | 100.00 | 30.0 | |
| M315 | 160.0 | 200.0 | 250.0 | 315.0 | 400.0 | 500.0 | 630.0 | 50.00 | 120.00 | 36.0 | |
| M450 | 200.0 | 250.0 | 315.0 | 400.0 | 500.0 | 630.0 | 800.0 | 60.00 | 140.00 | 42.0 | |

| DIN 链号 DIN Chain No. | 内节内宽 Width between inner plates | | 销轴直径 Pin diameter | | 销轴长度 Pin length | | 链板高度 Plate depth | | 链板厚度 Plate thickness | | 平均抗拉强度 Average tensile strength | |
|-------------------------------|--|-----------------|-------------------------|----------------|-----------------------|----------------|------------------------|----------|----------------------------|--|--|--|
| | b1 min mm | b2 max mm | d2 max mm | L max mm | h2 max mm | T max mm | Q min kN/lbf | Q0 kN | | | | |
| M20 | 16.0 | 18.0 | 6.0 | 35.0 | 18.0 | 2.5 | 20.0/4545 | 25.0 | | | | |
| M28 | 18.0 | 20.0 | 7.0 | 40.0 | 20.0 | 3.0 | 28.0/6364 | 35.0 | | | | |
| M40 | 20.0 | 24.0 | 8.5 | 45.0 | 25.0 | 3.5 | 40.0/9091 | 50.0 | | | | |
| M56 | 24.0 | 28.0 | 10.0 | 52.0 | 30.0 | 4.0 | 56.0/12727 | 70.0 | | | | |
| M80 | 28.0 | 32.0 | 12.0 | 62.0 | 35.0 | 5.0 | 80.0/18182 | 100.0 | | | | |
| M112 | 32.0 | 37.0 | 15.0 | 73.0 | 40.0 | 6.0 | 112.0/25454 | 140.0 | | | | |
| M160 | 37.0 | 43.0 | 18.0 | 85.0 | 50.0 | 7.0 | 160.0/36364 | 200.0 | | | | |
| M224 | 43.0 | 48.0 | 21.0 | 98.0 | 60.0 | 8.0 | 224.0/50909 | 280.0 | | | | |
| M315 | 48.0 | 56.0 | 25.0 | 112.0 | 70.0 | 10.0 | 315.0/71591 | 393.7 | | | | |
| M450 | 56.0 | | 30.0 | 135.0 | 80.0 | 12.0 | 450.0/102272 | 562.5 | | | | |

M系列输送链 Conveyor chains (M series)

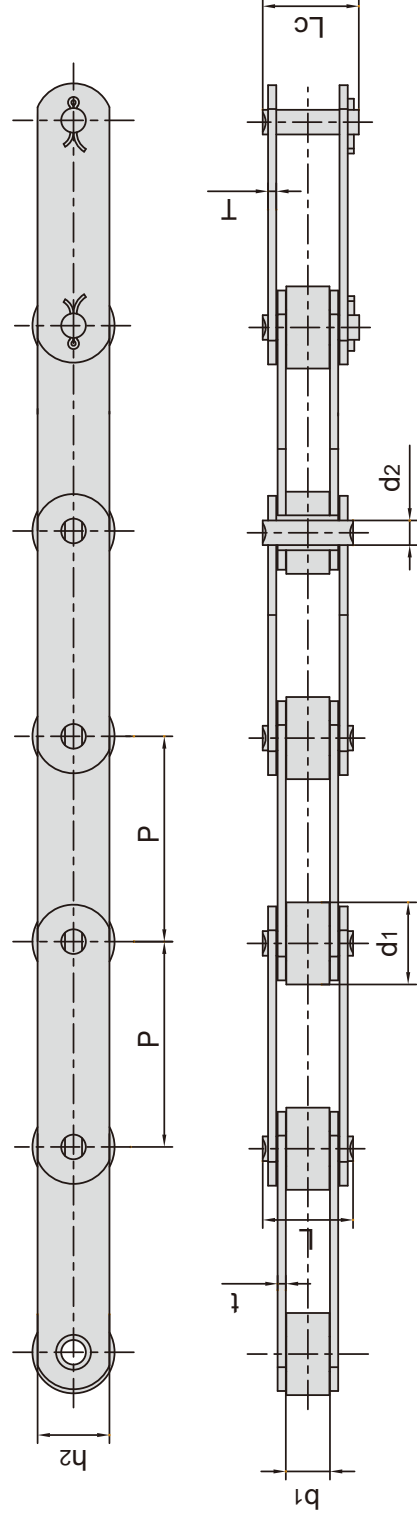


| 东华链号 Donghua Chain No. | 节距 Pitch P mm | 滚子直径 Roller diameter d1 max mm | 内节内宽 Width between inner plates b1 min mm | 销轴直径 Pin diameter d2 max mm | 销轴长度 Pin length | | 链板高度 Inner plate depth h2 max mm | 链板厚度 Plate thickness t/T max mm | 抗拉强度 Tensile strength Q min kN/lbf | 平均抗拉强度 Average tensile strength Q0 kN | 每米重量 Weight per meter q kg/m |
|------------------------------|------------------------|---|---|--|-----------------------|-----------------|--|--|---|--|---|
| | | | | | L max mm | Lc max mm | | | | | |
| M18F1-P-50 | 50.0 | 25.00 | 11.50 | 5.72 | 26.0 | 28.2 | 18.0 | 2.5 | 18.0/4050 | 20.0 | 1.81 |
| M20-PF1-50 | 50.0 | 30.00 | 16.00 | 6.00 | 31.0 | 33.5 | 18.0 | 2.5 | 20.0/4500 | 22.0 | 2.60 |
| M22-P-50 | 50.0 | 25.00 | 11.50 | 8.00 | 28.0 | 30.9 | 20.0 | 3.0 | 22.0/4950 | 24.2 | 2.64 |
| M22F1-P-50 | 50.0 | 25.00 | 12.00 | 10.00 | 29.4 | 32.6 | 20.0 | 3.0 | 22.0/4950 | 24.2 | 2.30 |
| M28F4-S-50 | 50.0 | 15.00 | 17.00 | 7.00 | 33.0 | 36.5 | 20.0 | 3.0 | 28.0/6300 | 35.0 | 1.88 |
| M28F5-P-63 | 63.0 | 30.00 | 18.00 | 7.00 | 42.0 | 45.5 | 25.0 | 5.0 | 40.0/9000 | 50.0 | 4.23 |
| M28F8-P-80 | 80.0 | 25.00 | 16.00 | 7.00 | 33.0 | 36.2 | 20.0 | 3.0 | 28.0/6294 | 31.0 | 1.89 |
| M35F2-S-35 | 35.0 | 14.00 | 14.00 | 7.00 | 31.0 | 34.0 | 18.0 | 3.5/2.5 | 35.0/7874 | 39.0 | 1.82 |
| M35F2-P-35 | 35.0 | 22.00 | 14.00 | 7.00 | 31.0 | 34.0 | 18.0 | 3.5/2.5 | 35.0/7874 | 39.0 | 2.47 |
| *M35F3-B-35 | 35.0 | 14.00 | 14.00 | 6.00 | 30.2 | 33.0 | 18.0 | 3.0 | 35.0/7874 | 39.0 | 1.73 |
| M35F4-C-69 | 69.0 | 25.00 | 12.00 | 7.00 | 27.5 | 30.0 | 19.0 | 2.5 | 35.0/7874 | 39.0 | 1.60 |
| M35F5-P-50.8 | 50.8 | 25.00 | 16.00 | 7.00 | 33.0 | 36.0 | 20.0 | 3.0 | 35.0/7874 | 39.0 | 2.48 |
| M35F9-P-50 | 50.0 | 25.00 | 16.00 | 6.00 | 30.4 | 32.7 | 18.0 | 2.5 | 33.0/7425 | 36.0 | 2.23 |
| M35F10-P-50 | 50.0 | 20.00 | 16.00 | 7.00 | 33.0 | 36.0 | 25.0 | 3.0 | 35.0/7874 | 39.0 | 2.53 |
| M35F11-P-35 | 35.0 | 20.00 | 16.00 | 7.00 | 31.0 | 34.0 | 18.0 | 2.5 | 35.0/7874 | 39.0 | 2.22 |
| M40-PF1-100 | 100.0 | 36.00 | 20.00 | 8.50 | 40.5 | 44.5 | 25.0 | 3.5 | 40.0/9000 | 44.0 | 3.28 |
| M40F4-P-50 | 50.0 | 31.75 | 15.00 | 10.00 | 36.6 | 39.0 | 25.0 | 4.0 | 40.0/9000 | 44.0 | 4.00 |
| M40F5-S-65 | 65.0 | 24.00 | 15.00 | 10.00 | 36.6 | 39.0 | 30.0 | 4.0 | 40.0/9000 | 44.0 | 4.86 |
| M40F6-P-80 | 80.0 | 36.00 | 20.00 | 8.50 | 41.0 | 44.2 | 25.0 | 4.0 | 40.0/9000 | 44.0 | 3.68 |
| M40F17-P-50.8 | 50.8 | 31.00 | 15.20 | 13.35 | 38.0 | 42.8 | 25.0 | 5.0/4.0 | 53.9/12127 | 59.2 | 4.45 |
| M40F22-P-100 | 100.0 | 40.00 | 32.00 | 14.00 | 63.7 | 69.0 | 50.0 | 6.0 | 195.0/43838 | 214.5 | 10.30 |
| M56-SF1-63 | 63.0 | 25.00 | 24.00 | 10.00 | 46.0 | 49.5 | 30.0 | 4.0 | 56.0/12600 | 61.6 | 2.31 |
| M56-PF1-80 | 80.0 | 25.00 | 24.00 | 10.00 | 46.0 | 49.5 | 30.0 | 4.0 | 56.0/12600 | 61.6 | 3.61 |
| M56-SF1-80 | 80.0 | 50.00 | 24.00 | 10.00 | 46.0 | 49.5 | 30.0 | 4.0 | 56.0/12600 | 61.6 | 6.96 |
| M56F14-S-63 | 63.0 | 21.00 | 24.00 | 10.00 | 46.0 | 49.5 | 30.0 | 4.0 | 56.0/12600 | 61.6 | 3.81 |
| M56F14-S-80 | 80.0 | 21.00 | 24.00 | 10.00 | 46.0 | 49.5 | 30.0 | 4.0 | 56.0/12600 | 61.6 | 3.27 |
| M56F14-P-100 | 100.0 | 42.00 | 24.00 | 10.00 | 46.0 | 49.5 | 30.0 | 4.0 | 56.0/12600 | 61.6 | 5.00 |
| M56F21-P-100 | 100.0 | 42.00 | 24.00 | 12.00 | 54.7 | 59.5 | 30.0 | 6.0 | 56.0/12600 | 61.6 | 6.30 |
| M56F28-P-100 | 100.0 | 31.00 | 15.00 | 10.00 | 38.2 | 43.0 | 30.0 | 4.0 | 56.0/12600 | 61.6 | 3.20 |

*套筒链: 表中滚子直径d1为套筒直径

*Bush chain: d1 in the table indicates the external diameter of the bush.

M系列输送链 Conveyor chains (M series)

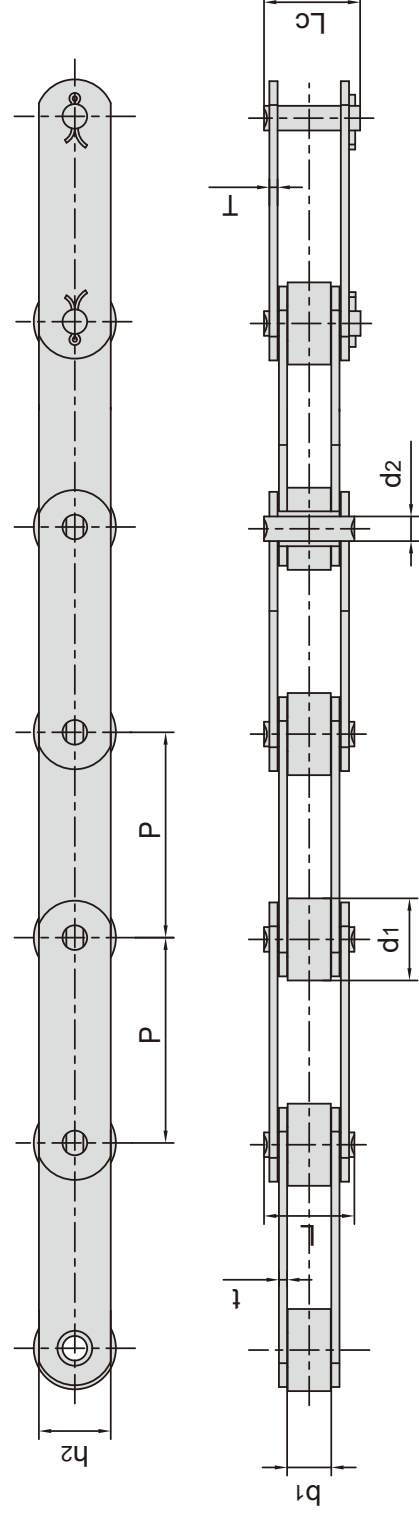


| 东华链号 Donghua Chain No. | 节距 Pitch P mm | 滚子直径 Roller diameter d ₁ max mm | 内节内宽 Width between inner plates b ₁ min mm | 销轴直径 Pin diameter d ₂ max mm | | 销轴长度 Pin length L max mm | | 链板高度 Inner plate depth h ₂ max mm | 链板厚度 Plate thickness t/T max mm | 抗拉强度 Tensile strength Q min kN/lbf | 平均抗拉强度 Average tensile strength Q ₀ kN | 每米长重 Weight per meter q kg/m |
|------------------------------|------------------------|---|---|--|----------------|---|--------------------|--|--|---|--|---|
| | | d ₁ max mm | b ₁ min mm | d ₂ max mm | L max mm | L _c max mm | Q min kN/lbf | | | | | |
| M75-P-75 | 75.0 | 40.00 | 22.00 | 12.00 | 44.0 | 47.0 | 35.0 | 4.0 | 75.0/16870 | 75.0 | 5.88 | |
| M80F3-P-125 | 125.0 | 50.00 | 28.00 | 11.00 | 55.0 | 58.5 | 35.0 | 5.0 | 80.0/18000 | 88.0 | 6.72 | |
| *M80F4-BF1-125 | 125.0 | 25.00 | 28.00 | 12.00 | 55.0 | 58.5 | 35.0 | 5.0 | 80.0/18000 | 88.0 | 4.27 | |
| M80F4-A-100 | 100.0 | 25.00 | 28.00 | 12.00 | 55.0 | 58.5 | 35.0 | 5.0 | 80.0/18000 | 88.0 | 4.63 | |
| *M80F4-B-100 | 100.0 | 18.00 | 28.00 | 12.00 | 55.0 | 58.5 | 35.0 | 5.0 | 80.0/18000 | 88.0 | 4.13 | |
| *M80F4-B-125 | 125.0 | 18.00 | 28.00 | 12.00 | 55.0 | 58.5 | 35.0 | 5.0 | 80.0/18000 | 88.0 | 3.85 | |
| M80F6-P-75 | 75.0 | 35.00 | 14.00 | 12.00 | 40.5 | 45.0 | 30.0 | 5.0 | 80.0/18000 | 88.0 | 4.80 | |
| M80F8-S-80 | 80.0 | 25.00 | 28.00 | 12.00 | 55.0 | 58.5 | 35.0 | 5.0 | 80.0/18000 | 88.0 | 5.11 | |
| *M80F8-B-80 | 80.0 | 18.00 | 28.00 | 12.00 | 55.0 | 58.5 | 35.0 | 5.0 | 80.0/18000 | 88.0 | 4.48 | |
| *M80F8-B-100 | 100.0 | 18.00 | 28.00 | 12.00 | 55.0 | 58.5 | 35.0 | 5.0 | 80.0/18000 | 88.0 | 4.14 | |
| *M80F8-B-125 | 125.0 | 18.00 | 28.00 | 12.00 | 55.0 | 58.5 | 35.0 | 5.0 | 80.0/18000 | 88.0 | 3.85 | |
| M80F9-S-80 | 80.0 | 25.00 | 28.00 | 12.00 | 54.5 | 59.0 | 35.0 | 5.0 | 80.0/18000 | 88.0 | 5.07 | |
| M80F12-P-100 | 100.0 | 50.00 | 28.00 | 12.00 | 55.0 | 58.5 | 35.0 | 5.0 | 80.0/18000 | 88.0 | 7.80 | |
| M80F30-S-100 | 100.0 | 25.00 | 28.00 | 12.00 | 55.0 | 58.5 | 40.0 | 5.0 | 80.0/18000 | 88.0 | 7.51 | |
| *M80F31-B-100 | 100.0 | 18.00 | 28.00 | 12.00 | 61.0 | 67.0 | 35.0 | 5.0/8.0 | 80.0/18000 | 88.0 | 10.40 | |
| M100-P-80 | 80.0 | 47.50 | 31.40 | 15.90 | 71.2 | 76.0 | 40.0 | 8.0 | 100.0/22727 | 110.0 | 12.36 | |
| *M112F61-B-80 | 80.0 | 21.00 | 32.00 | 15.00 | 64.5 | 69.0 | 40.0 | 6.0 | 112.0/25200 | 123.2 | 6.50 | |
| M112F2-P-125 | 125.0 | 55.00 | 50.00 | 16.00 | 87.1 | 91.6 | 40.0 | 7.2 | 112.0/25200 | 123.2 | 13.35 | |
| M224F3-P-160 | 160.0 | 80.00 | 30.00 | 21.00 | 81.0 | - | 60.0 | 8.0 | 224.0/50909 | 246.0 | 17.34 | |
| *M112F6-B-100 | 100.0 | 21.00 | 32.00 | 15.00 | 64.0 | 68.3 | 40.0 | 6.0 | 112.0/25200 | 123.2 | 6.14 | |
| *M112F6-B-125 | 125.0 | 21.00 | 32.00 | 15.00 | 64.0 | 68.3 | 40.0 | 6.0 | 112.0/25200 | 123.2 | 5.46 | |
| M112F6-P-125 | 125.0 | 60.00 | 31.00 | 15.00 | 63.5 | 68.0 | 40.0 | 6.0 | 112.0/25200 | 123.2 | 10.33 | |
| M112F7-P-125 | 125.0 | 30.00 | 32.00 | 15.00 | 64.0 | 68.3 | 40.0 | 6.0 | 112.0/25200 | 123.2 | 6.39 | |
| M112F8-S-100 | 100.0 | 30.00 | 31.00 | 15.00 | 63.5 | 68.0 | 40.0 | 6.0 | 112.0/25200 | 123.2 | 7.14 | |
| *M112F14 | 160.0 | 21.00 | 31.00 | 14.00 | 64.4 | 69.0 | 40.0 | 6.0 | 112.0/25200 | 123.2 | 5.03 | |
| *M112F15-B-100 | 100.0 | 21.00 | 31.00 | 15.00 | 64.5 | 69.0 | 40.0 | 6.0 | 112.0/25200 | 123.2 | 5.90 | |
| M112F18-S-100 | 100.0 | 30.00 | 31.00 | 15.00 | 64.0 | 68.6 | 36.0 | 6.0 | 112.0/25200 | 123.2 | 6.20 | |
| M112F33-P-100 | 100.0 | 60.00 | 32.00 | 15.00 | 72.5 | 77.0 | 40.0 | 8.0 | 112.0/25200 | 123.2 | 14.10 | |
| *M112F49-B-100 | 100.0 | 21.00 | 32.00 | 15.00 | 73.0 | 77.5 | 40.0 | 6.0/10.0 | 112.0/25200 | 123.2 | 8.20 | |
| *M112F18-B-125 | 125.0 | 21.00 | 31.00 | 15.00 | - | 68.6 | 36.0 | 6.0 | 112.0/25200 | 123.2 | 5.25 | |
| *M112F60-B-125 | 125.0 | 21.00 | 32.00 | 15.00 | 64.5 | 69.0 | 40.0 | 6.0 | 112.0/25200 | 123.2 | 5.60 | |

*套筒链: 表中滚子直径d1为套筒直径

*Bush chain: d1 in the table indicates the external diameter of the bush.

M系列输送链 Conveyor chains (M series)

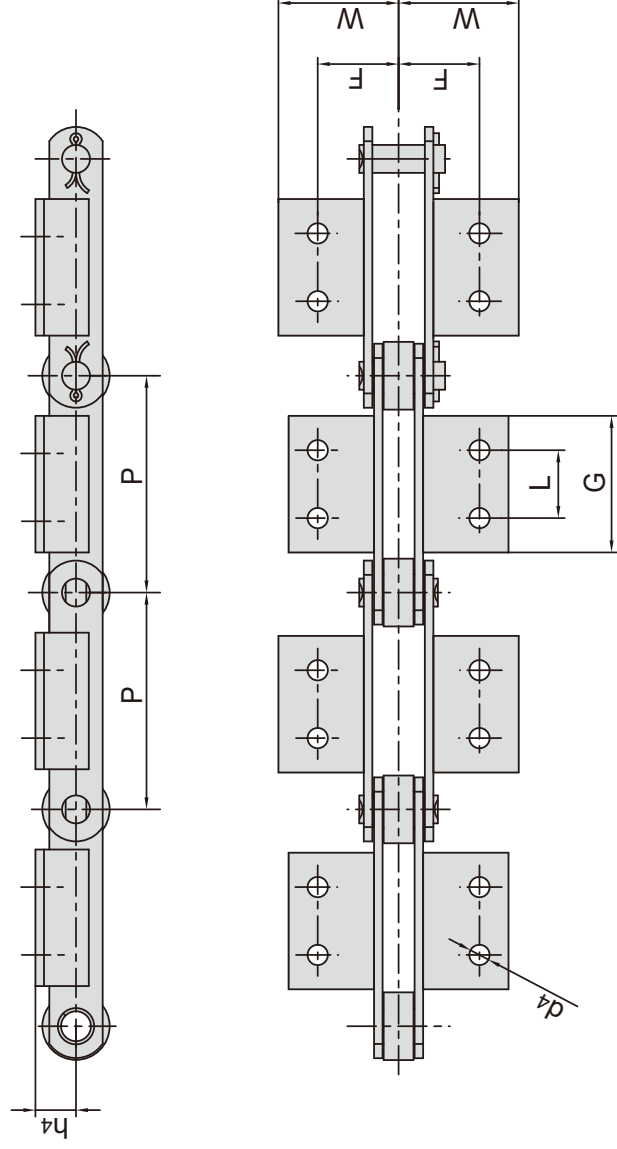


| 东华链号 Donghua Chain No. | 节距 Pitch P mm | 滚子直径 Roller diameter d1 max mm | 内节内宽 Width between inner plates b1 min mm | 销轴直径 Pin diameter d2 max mm | 销轴长度 Pin length | | 链板高度 Inner plate depth h2 max mm | 链板厚度 Plate thickness t/T max mm | 抗拉强度 Tensile strength Q min kN/lbf | 平均抗拉强度 Average tensile strength Q0 kN | 每米长重 Weight per meter q kg/m |
|------------------------------|------------------------|---|---|--|-----------------------|-----------------|--|--|---|--|---|
| | | | | | L max mm | Lc max mm | | | | | |
| M112-S-150 | 150.0 | 30.0 | 32.0 | 15.0 | - | 69.0 | 40.0 | 6.0 | 160.0/36364 | 176.0 | 6.05 |
| M112F21-P-160 | 160.0 | 40.0 | 25.0 | 15.0 | 57.5 | 62.0 | 40.0 | 6.0 | 112.0/25200 | 123.2 | 6.86 |
| M112F24-S-100 | 100.0 | 30.0 | 32.0 | 15.0 | - | 73.2 | 36.0 | 6.0 | 112.0/25200 | 123.2 | 6.82 |
| M112-PF1-80 | 80.0 | 40.0 | 32.0 | 15.0 | 64.5 | 69.0 | 40.0 | 6.0 | 112.0/25200 | 123.2 | 10.97 |
| *M112F27-B-160 | 160.0 | 21.0 | 31.0 | 14.0 | 69.4 | 74.0 | 40.0 | 6.0/8.0 | 112.0/25200 | 123.2 | 5.80 |
| *M112F47-B-160 | 160.0 | 21.0 | 32.0 | 15.0 | 72.5 | 77.0 | 40.0 | 8.0 | 160.0/36364 | 176.0 | 7.00 |
| M160F1-P-100 | 100.0 | 36.0 | 36.0 | 18.0 | 76.0 | 80.0 | 40.0 | 7.0 | 160.0/36364 | 176.0 | 9.42 |
| *M160F14-B-100 | 100.0 | 25.0 | 37.0 | 18.0 | 77.3 | 83.5 | 50.0 | 8.0 | 160.0/36364 | 176.0 | 10.44 |
| *M160F15-B-100 | 100.0 | 25.0 | 37.0 | 18.0 | 85.3 | 91.5 | 50.0 | 10.0 | 160.0/36364 | 176.0 | 12.51 |
| *M160F41-B-100 | 100.0 | 25.0 | 37.5 | 18.0 | 73.3 | 79.5 | 50.0 | 7.0 | 160.0/36364 | 176.0 | 9.34 |
| M160F23-S-160 | 160.0 | 36.0 | 37.0 | 18.0 | 73.3 | 79.5 | 50.0 | 7.0 | 160.0/36364 | 176.0 | 11.95 |
| *M160F36-B-160 | 160.0 | 25.0 | 37.0 | 18.0 | 73.3 | 79.5 | 50.0 | 7.0 | 160.0/36364 | 176.0 | 7.86 |
| M160F40-P-200 | 200.0 | 70.0 | 37.0 | 20.0 | 83.0 | 89.5 | 51.0 | 9.0 | 180.0/40492 | 198.0 | 14.50 |
| *M224F30-B-125 | 125.0 | 30.0 | 42.0 | 21.0 | - | 92.5 | 56.0 | 8.0 | 224.0/50909 | 246.0 | 12.49 |
| *M224F40-B-160 | 160.0 | 30.0 | 43.0 | 21.0 | 85.0 | 91.0 | 60.0 | 8.0 | 224.0/50909 | 246.0 | 11.20 |
| *M224F52-B-160 | 160.0 | 30.0 | 43.0 | 21.0 | 93.0 | 99.0 | 60.0 | 10.0 | 224.0/50909 | 246.0 | 16.20 |
| *M224F31-B-200 | 200.0 | 30.0 | 43.0 | 21.0 | 84.0 | 91.0 | 60.0 | 8.0 | 224.0/50909 | 246.0 | 10.05 |
| M300F6-P-152.4 | 152.4 | 88.9 | 38.5 | 32.0 | 84.0 | 92.0 | 60.0 | 10.0/8.0 | 400.0/89990 | 500.0 | 23.10 |
| *M315F1-B-125 | 125.0 | 36.0 | 37.0 | 25.0 | 90.0 | - | 70.0 | 10.0 | 315.0/70862 | 346.0 | 19.15 |
| M315-S-170 | 170.0 | 50.0 | 47.0 | 25.0 | 98.9 | 105.0 | 70.0 | 10.0 | 315.0/70862 | 346.5 | 19.83 |
| *M315F6-B-160 | 160.0 | 42.0 | 80.0 | 25.0 | 140.0 | 140.0 | 80.0 | 12.0 | 315.0/70862 | 346.5 | 27.30 |
| M315F10-S-250 | 250.0 | 50.0 | 55.0 | 26.0 | 106.9 | 113.0 | 70.0 | 10.0 | 315.0/70862 | 393.7 | 17.60 |
| M315F12-S-200 | 200.0 | 45.0 | 48.0 | 25.0 | 119.0 | 126.5 | 70.0 | 15.0 | 600.0/135000 | 648.0 | 24.20 |
| M315F16-S-250 | 250.0 | 60.0 | 48.0 | 25.0 | 109.5 | 117.0 | 70.0 | 12.0 | 600.0/135000 | 648.0 | 21.60 |
| *M315F17-B-160 | 160.0 | 36.0 | 66.7 | 25.0 | 93.5 | 100.5 | 70.0 | 8.0 | 315.0/70862 | 346.5 | 15.04 |
| M315F52-S-250 | 250.0 | 60.0 | 48.0 | 25.0 | 108.0 | 115.0 | 70.0 | 12.0 | 315.0/70862 | 346.5 | 21.30 |
| M450F28-S-200 | 200.0 | 60.0 | 56.0 | 30.0 | 131.0 | 142.0 | 80.0 | 15.0 | 450.0/102272 | 562.5 | 36.50 |
| *M630-B-250 | 250.0 | 50.0 | 65.0 | 36.0 | 140.0 | 150.0 | 103.0 | 14.0 | 630.0/14172 | 693.0 | 36.30 |

*套筒链: 表中滚子直径d1为套筒直径

*Bush chain: d1 in the table indicates the external diameter of the bush.

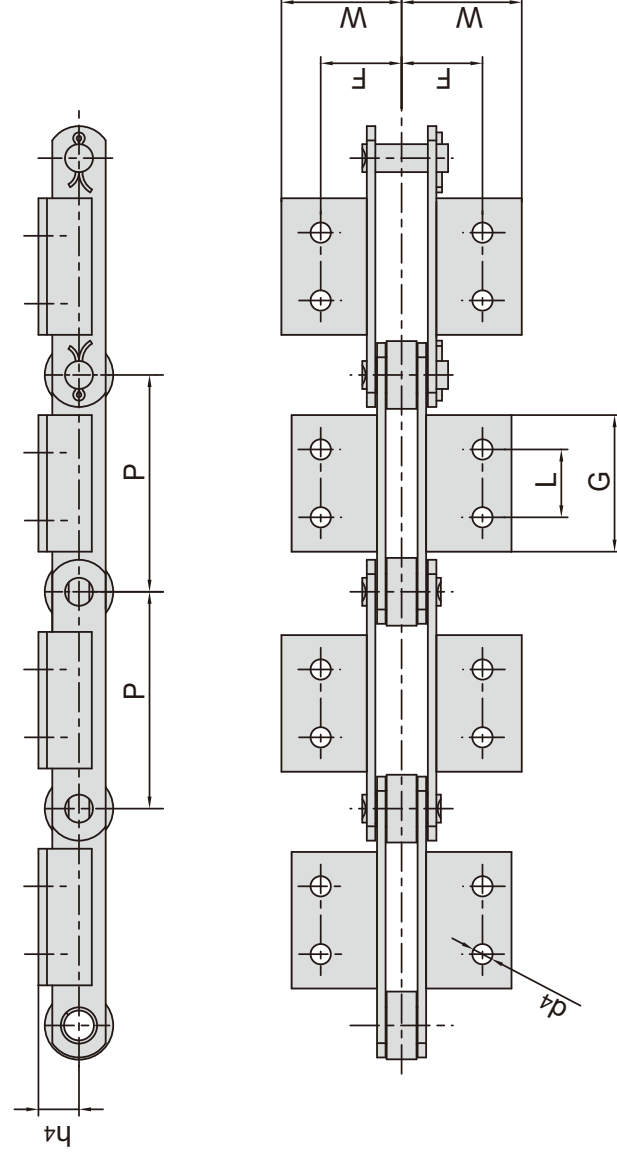
M系列带附板输送带 Conveyor chains with attachments (M series)



| ISO 链号 ISO Chain No. | P | L | G | d4 | F | W | h4 |
|-------------------------------|-------|-------|-------|------|------|------|------|
| | mm | mm | mm | mm | mm | mm | mm |
| M20 | 40.0 | △ | 14.0 | 6.6 | 27.0 | 40.0 | 16.0 |
| | 50.0 | △ | 14.0 | | | | |
| | 63.0 | 20.0 | 35.0 | | | | |
| | 80.0 | 35.0 | 50.0 | | | | |
| M28 | 50.0 | △ | 20.0 | 9.0 | 32.0 | 47.0 | 20.0 |
| | 63.0 | △ | 20.0 | | | | |
| | 80.0 | 25.0 | 45.0 | | | | |
| | 100.0 | 40.0 | 60.0 | | | | |
| M40 | 63.0 | △ | 31.0 | 9.0 | 35.0 | 50.0 | 25.0 |
| | 80.0 | 20.0 | 45.0 | | | | |
| | 100.0 | 40.0 | 60.0 | | | | |
| | 125.0 | 65.0 | 85.0 | | | | |
| M56 | 63.0 | △ | 22.0 | 11.0 | 44.0 | 61.0 | 30.0 |
| | 80.0 | △ | 30.0 | | | | |
| | 100.0 | 25.0 | 50.0 | | | | |
| | 125.0 | 50.0 | 75.0 | | | | |
| M80 | 160.0 | 85.0 | 110.0 | 11.0 | 48.0 | 65.0 | 35.0 |
| | 80.0 | △ | 30.0 | | | | |
| | 100.0 | 25.0 | 50.0 | | | | |
| | 125.0 | 50.0 | 75.0 | | | | |
| 160.0 | 85.0 | 110.0 | | | | | |
| 200.0 | 125.0 | 150.0 | | | | | |

△附板带一个孔
△Attachments with 1 hole

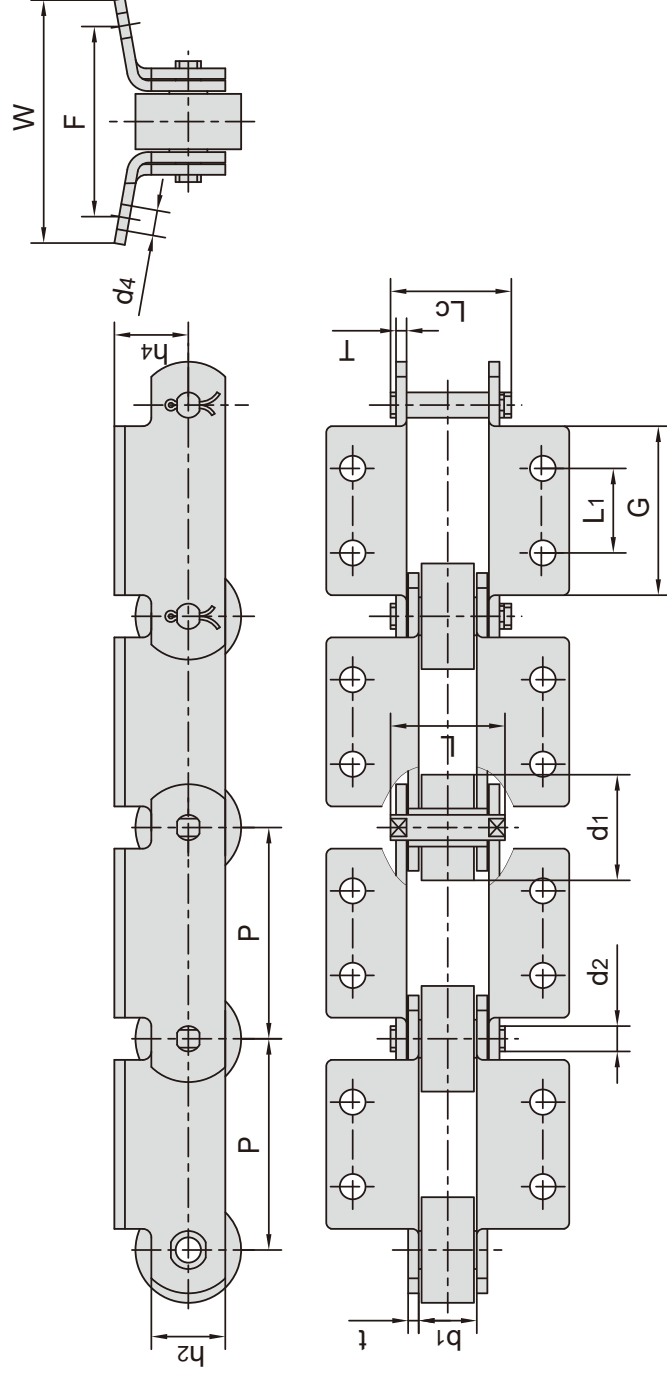
M系列带附板输送带 Conveyor chains with attachments (M series)



| ISO 链号 ISO Chain No. | P | L | G | d4 | F | W | h4 |
|-------------------------------|-------|-------|-------|------|------|-------|------|
| | mm | mm | mm | mm | mm | mm | mm |
| M112 | 80.0 | △ | 28.0 | 14.0 | 55.0 | 80.0 | 40.0 |
| | 100.0 | △ | 40.0 | | | | |
| | 125.0 | 35.0 | 65.0 | | | | |
| | 160.0 | 65.0 | 95.0 | | | | |
| M160 | 200.0 | 100.0 | 130.0 | 14.0 | 62.0 | 85.0 | 45.0 |
| | 100.0 | △ | 30.0 | | | | |
| | 125.0 | 25.0 | 50.0 | | | | |
| | 160.0 | 50.0 | 80.0 | | | | |
| | 200.0 | 85.0 | 115.0 | | | | |
| | 250.0 | 145.0 | 175.0 | | | | |
| M224 | 125.0 | △ | 35.0 | 18.0 | 70.0 | 110.0 | 55.0 |
| | 160.0 | △ | 60.0 | | | | |
| | 200.0 | 65.0 | 100.0 | | | | |
| | 250.0 | 125.0 | 160.0 | | | | |
| M315 | 315.0 | 190.0 | 230.0 | 18.0 | 80.0 | 115.0 | 65.0 |
| | 160.0 | △ | 35.0 | | | | |
| | 200.0 | 50.0 | 85.0 | | | | |
| | 250.0 | 100.0 | 140.0 | | | | |
| | 315.0 | 155.0 | 190.0 | | | | |
| | 400.0 | 155.0 | 205.0 | | | | |

△附板带一个孔
△Attachments with 1 hole

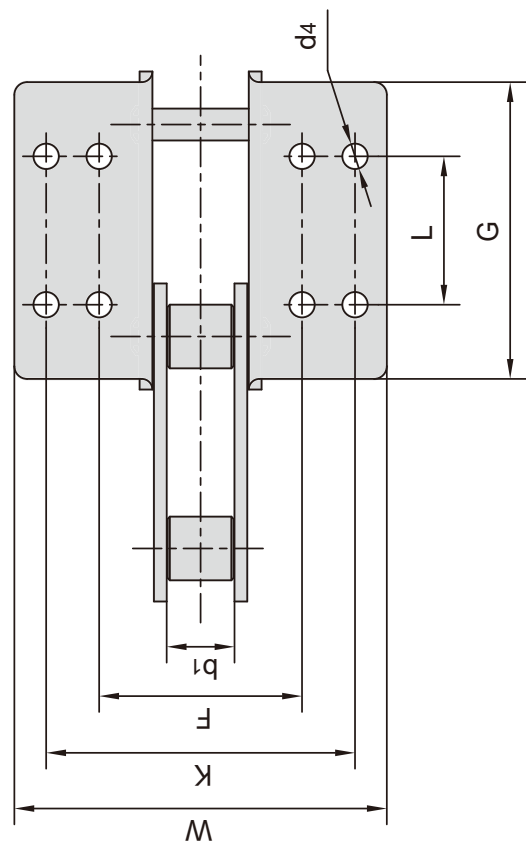
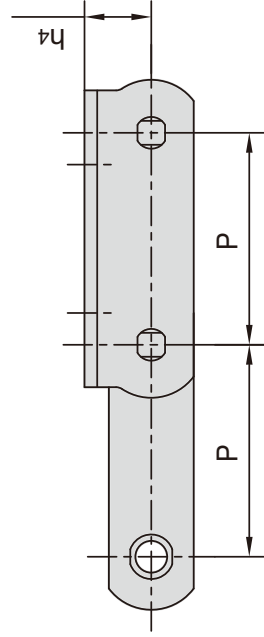
M系列带附板输送链 Conveyor chains with attachments (M series)



| 东华链号 Donghua Chain No. | L1 mm | G mm | F mm | W mm | h4 mm | d4 mm |
|------------------------------|----------|---------|---------|---------|----------|----------|
| M80K2F6-P-100 | 40.00 | 80.00 | 90.00 | 115.00 | 35.00 | 12.00 |
| M112K2F4-P-200 | 120.00 | 180.00 | 110.00 | 142.00 | 46.00 | 14.00 |

| 东华链号 Donghua Chain No. | 节距 Pitch P mm | 滚子直径 Roller diameter d1 max mm | | 内节内宽 Width between inner plates b1 min mm | | 销轴直径 Pin diameter d2 max mm | | 销轴长度 Pin length L max mm | | 内链板高度 Inner plate depth h2 max mm | 链板厚度 Plate thickness t/T max mm | 抗拉强度 Tensile strength Q min kN/lbf | 每米长重 Weight per meter q kg/m |
|------------------------------|------------------------|---|-------|---|-------|--|-------|---|------|---|--|---|---|
| | | 50.00 | 60.00 | 27.00 | 38.50 | 12.00 | 15.00 | 55.0 | 71.7 | | | | |
| M80K2F6-P-100 | 100.00 | 50.00 | 60.00 | 27.00 | 38.50 | 12.00 | 15.00 | 55.0 | 71.7 | 35.00 | 5.00 | 80.0/17994 | 10.50 |
| M112K2F4-P-200 | 200.00 | 60.00 | 60.00 | 38.50 | 38.50 | 15.00 | 15.00 | 71.7 | 75.6 | 40.00 | 5.00 | 160.0/35988 | 13.50 |

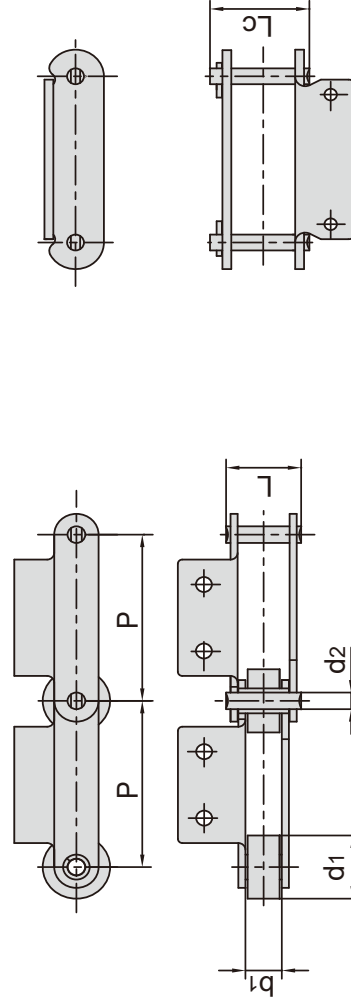
带K4附件
With K4 attachment



| 东华链号 Donghua Chain No. | P mm | b1 mm | h4 mm | F mm | K mm | W mm | L mm | G mm | d4 mm |
|------------------------------|---------|----------|----------|---------|---------|---------|---------|---------|----------|
| M112K4-S-100 | 100.00 | 32.00 | 31.50 | 96.00 | 146.00 | 176.00 | 70.00 | 140.00 | 12.00 |

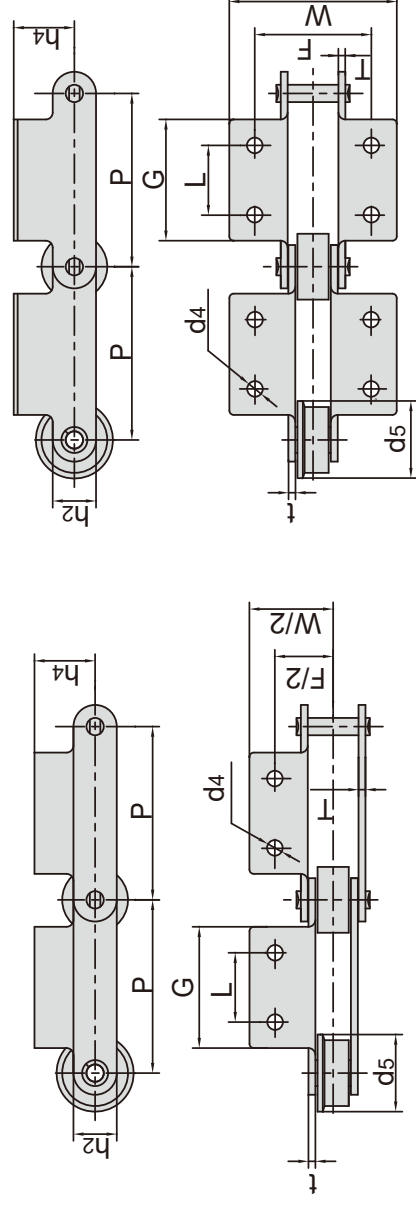
M系列带附板输送机

Conveyor chains with attachments (M series)



| 东华链号 Donghua Chain No. | 节距 Pitch | 滚子直径 Roller diameter d1 max mm | 内节内宽 Width between inner plates b1 min mm | 销轴直径 Pin diameter d2 max mm | 销轴长度 Pin length | | 抗拉强度 Tensile strength Q min kN/lbf | 平均抗拉强度 Average tensile strength Q0 kN | 每米重量 Weight per meter q kg/m |
|------------------------------|-------------|---|---|--|-----------------------|-----------------|---|--|---|
| | | | | | L max mm | Lc max mm | | | |
| M18F1A1-P-50 | 50.0 | 25.0 | 11.5 | 5.72 | 26.0 | 28.2 | 18.0/4050 | 20.0 | 2.46 |
| M18F2A1.02-P-50 | 50.0 | 25.0 | 11.5 | 5.72 | 28.0 | 30.2 | 18.0/4050 | 20.0 | 2.18 |
| M18F2A1F1.32-P-50 | 50.0 | 25.0 | 11.5 | 5.70 | 28.0 | 30.2 | 18.0/4050 | 20.0 | 1.85 |
| M18F4A1.02-S-50 | 50.0 | 15.0 | 12.0 | 6.00 | 24.0 | 26.5 | 18.0/4050 | 20.0 | 1.20 |
| M18F8K1.03-P-50 | 50.0 | 25.0 | 11.5 | 5.72 | 26.0 | 28.2 | 18.0/4050 | 20.0 | 2.47 |
| M20K1F2.02-S-50 | 50.0 | 12.5 | 16.0 | 6.00 | 31.0 | 33.5 | 20.0/4545 | 25.0 | 3.60 |
| M20A2F1-S-50 | 50.0 | 12.5 | 16.0 | 6.00 | 31.0 | 33.5 | 20.0/4545 | 25.0 | 1.53 |
| M28F1A2-P-80 | 80.0 | 29.4 | 18.0 | 7.00 | 35.4 | 38.7 | 28.0/6300 | 31.0 | 2.60 |
| M28F3A2-P-63 | 63.0 | 30.0 | 17.0 | 7.00 | 37.3 | 40.3 | 35.0/7874 | 39.0 | 3.48 |
| M28F3A2-F-100 | 100.0 | 30.0 | 17.0 | 7.00 | 37.3 | 40.3 | 35.0/7874 | 39.0 | 3.46 |
| M32A1.02-P-50 | 50.0 | 31.0 | 15.0 | 10.00 | 33.0 | 35.5 | 32.0/7200 | 35.2 | 4.09 |
| M32A1F1-P-50 | 50.0 | 31.0 | 15.0 | 10.00 | 33.0 | 35.5 | 32.0/7200 | 35.2 | 3.96 |
| M32A1F2.02-PF1-50 | 50.0 | 36.0 | 14.8 | 10.00 | 32.6 | 35.5 | 35.0/7874 | 39.0 | 4.40 |
| M35F4A1.01-C-69 | 69.0 | 25.0 | 12.0 | 7.00 | 27.5 | 30.0 | 35.0/7874 | 39.0 | 2.26 |
| M40FA1.02-P-50 | 50.0 | 31.0 | 15.0 | 10.00 | 36.6 | 39.0 | 75.0/16872 | 82.5 | 4.52 |
| M40FK2F1-P-50 | 50.0 | 31.0 | 15.0 | 10.00 | 36.6 | 39.0 | 40.0/8992 | 44.0 | 4.94 |
| M40FA2-P-50 | 50.0 | 31.0 | 15.0 | 10.00 | 36.6 | 39.0 | 40.0/8992 | 44.0 | 4.54 |
| M40FA1F1.02-P-50 | 50.0 | 31.0 | 15.0 | 10.00 | 36.6 | 39.0 | 40.0/8992 | 44.0 | 4.31 |
| M40FA2F1.08-P-50 | 50.0 | 31.0 | 15.0 | 10.00 | 36.6 | 39.0 | 40.0/8992 | 44.0 | 4.08 |
| M40F17A2-P-50.8 | 50.8 | 31.0 | 15.2 | 13.40 | 38.0 | 42.8 | 53.9/12127 | 59.2 | 4.90 |
| M40F31A2.02-P-50.8 | 50.8 | 31.8 | 15.0 | 14.00 | 37.0 | 40.5 | 40.0/8992 | 44.0 | 4.60 |
| M40F17K1.10-P-50.8 | 50.8 | 31.0 | 15.2 | 13.35 | 38.0 | 42.8 | 53.9/12127 | 59.2 | 4.60 |
| M40F5A2-S-65 | 65.0 | 24.0 | 15.0 | 12.00 | 38.0 | 41.0 | 40.0/8992 | 44.0 | 4.74 |
| M40F10-F-76.2 | 76.2 | 31.5 | 15.0 | 14.00 | 38.0 | 42.0 | 40.0/8992 | 44.0 | 4.16 |
| M40A2F2-F-80 | 80.0 | 36.0 | 20.0 | 8.50 | 40.5 | 45.0 | 40.0/8992 | 44.0 | 4.98 |
| M40F1-P-125 | 125.0 | 36.0 | 38.0 | 14.27 | 75.6 | - | 40.0/8992 | 44.0 | 10.18 |
| M56F1-P-100 | 100.0 | 38.0 | 20.5 | 10.00 | 42.3 | 46.1 | 56.0/12727 | 61.0 | 4.63 |
| M56F2-P-100 | 100.0 | 42.0 | 22.5 | 10.00 | 44.6 | 48.5 | 56.0/12727 | 61.0 | 5.67 |
| M56F2-F-100 | 100.0 | 42.0 | 22.5 | 10.00 | 44.6 | 48.5 | 56.0/12727 | 61.0 | 5.88 |
| M56F3-P-100 | 100.0 | 38.0 | 20.5 | 10.00 | 42.3 | 46.1 | 56.0/12727 | 61.0 | 4.72 |
| M56F3-F-06-100 | 100.0 | 38.0 | 20.5 | 10.00 | 42.3 | 46.1 | 56.0/12727 | 61.0 | 4.70 |
| M56F8-P-100 | 100.0 | 38.0 | 17.0 | 10.00 | 38.8 | 42.6 | 56.0/12727 | 61.0 | 3.79 |
| M56F9-F1-100 | 100.0 | 38.0 | 20.5 | 10.00 | 46.3 | 50.1 | 88.2/19845 | 97.0 | 5.80 |
| M56F23-F-100 | 100.0 | 42.0 | 24.0 | 10.00 | 44.6 | 49.5 | 56.0/12727 | 61.0 | 5.52 |
| M56F38A2-P-100 | 100.0 | 36.0 | 15.2 | 10.00 | 37.0 | 40.8 | 56.0/12727 | 61.0 | 3.64 |
| M56F6A2.02-PF1-100 | 100.0 | 38.0 | 17.0 | 10.00 | 38.8 | 42.6 | 56.0/12727 | 61.0 | 4.10 |
| M56A2-P-125 | 125.0 | 42.0 | 24.0 | 10.00 | 46.0 | 49.5 | 56.0/12727 | 61.0 | 5.24 |
| M56F26A2.02-F-125 | 125.0 | 42.0 | 24.0 | 10.00 | 46.0 | 49.5 | 56.0/12727 | 61.0 | 4.82 |
| M75-P100 | 100.0 | 38.0 | 18.9 | 9.53 | 40.4 | 44.7 | 75.0/17045 | 83.0 | 4.85 |

M系列带附板输送机 Conveyor chains with attachments (M series)

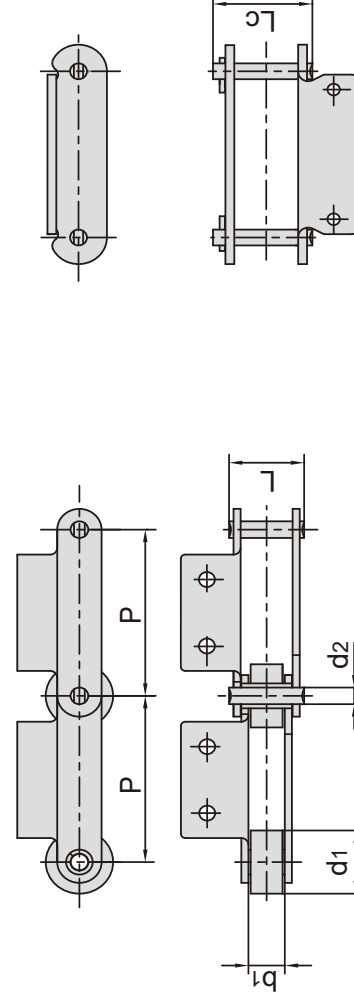


| 东华链条 Donghua Chain No. | P mm | L mm | G mm | F mm | W mm | h4 mm | h2 mm | d4 mm | t/T mm | d5 mm |
|------------------------------|---------|---------|---------|---------|---------|----------|----------|----------|-----------|----------|
| M18F1A1-P-50 | 50.0 | △ | 46.0 | 44.0 | 72.0 | 24.0 | 18.0 | 6.5 | 2.50 | - |
| M18F2A1.02-P-50 | 50.0 | △ | 41.0 | 48.0 | 68.0 | 25.0 | 15.0 | 6.5 | 3.00 | - |
| M18F2A1F1.32-P-50 | 50.0 | △ | 42.0 | 44.6 | 64.6 | 22.5 | 15.0 | 6.0 | 3.00 | - |
| M18F4A1.02-S-50 | 50.0 | △ | 30.0 | 50.0 | 83.0 | 20.0 | 15.0 | 8.0 | 2.03 | - |
| M18F8K1.03-P-50 | 50.0 | △ | 46.0 | 44.0 | 66.6 | 24.0 | 18 | 8.5 | 2.50 | - |
| M20K1F2.02-S-50 | 50.0 | △ | 20.0 | 54.0 | 75.0 | 16.0 | 18.0 | 6.6 | 2.50 | - |
| M20A2F1-S-50 | 50.0 | 20.0 | 35.0 | 52.0 | 80.0 | 13.0 | 18.0 | 8.1 | 2.50 | - |
| M28F1A2-P-80 | 80.0 | 25.0 | 45.8 | 66.0 | 91.6 | 11.8 | 20.5 | 8.8 | 3.25 | - |
| M28F3A2-P-63 | 63.0 | 20.0 | 50.0 | 64.0 | 92.0 | 20.0 | 20.0 | 9.0 | 4.00 | - |
| M28F3A2-F-100 | 100.0 | 40.0 | 76.0 | 64.0 | 100.0 | 20.0 | 20.0 | 9.0 | 4.00 | 40.0 |
| M32A1.02-P-50 | 50.0 | △ | 60.0 | 62.0 | 97.0 | 35.0 | 23.0 | 10.0 | 3.00 | - |
| M32A1F1-P-50 | 50.0 | △ | 30.0 | 62.0 | 92.0 | 28.0 | 23.0 | 10.0 | 3.00 | - |
| M32A1F2.02-PF1-50 | 50.0 | △ | 60.0 | 62.0 | 97.0 | 16.5 | 23.0 | 10.0 | 3.00 | - |
| M35F4A1.01-C-69 | 69.0 | △ | 60.0 | 50.0 | 74.0 | 25.5 | 19.0 | 7.0 | 2.50 | - |
| M40FA1.02-P-50 | 50.0 | △ | 60.0 | 70.0 | 98.0 | 17.5 | 25.0 | 10.0 | 4.00 | - |
| M40FK2F1-P-50 | 50.0 | 30.0 | 60.0 | 67.5 | 100.0 | 17.0 | 25.0 | 9.0 | 4.00 | - |
| M40FA2-P-50 | 50.0 | 30.0 | 45.0 | 93.0 | 136.0 | 14.5 | 25.0 | 6.5 | 4.00 | - |
| M40FA1F1.02-P-50 | 50.0 | △ | 35.0 | 54.0 | 104.0 | 20.5 | 25.0 | 10.5 | 4.00 | - |
| M40FA2F1.08-P-50 | 50.0 | 25.0 | 45.0 | 90.0 | 122.0 | 22.0 | 25.0 | 8.5 | 4.00 | - |
| M40F17A2-P-50.8 | 50.8 | 30.0 | 55.0 | 66.0 | 92.0 | 18.0 | 25.0 | 10.2 | 5.00/4.00 | - |
| M40F31A2.02-P-50.8 | 50.8 | 19.0 | 40.0 | 64.0 | 100.0 | 19.0 | 26.3 | 8.0 | 4.00 | - |
| M40F17K1.10-P-50.8 | 50.8 | △ | 55.0 | 66.0 | 92.0 | 18.0 | 25.0 | 10.2 | 5.00/4.00 | - |
| M40F5A2-S-65 | 65.0 | 25.0 | 45.0 | 90.0 | 122.0 | 24.5 | 30.0 | 8.5 | 4.00 | - |
| M40F10-F-76.2 | 76.2 | 22.2 | 38.3 | 76.2 | 106.5 | 19.0 | 26.0 | 9.4 | 4.00 | 40.0 |
| M40A2F2-F-80 | 80.0 | 20.0 | 50.0 | 70.0 | 112.0 | 35.0 | 25.0 | 9.0 | 3.50 | 45.0 |
| M40F1-P-125 | 125.0 | 50.0 | 90.0 | 100.0 | 140.0 | 36.0 | 50.0 | 13.0 | 6.00 | - |
| M56F1-P-100 | 100.0 | 40.0 | 70.0 | 67.5 | 96.6 | 35.0 | 25.0 | 9.0 | 4.00 | - |
| M56F2-P-100 | 100.0 | 29.7 | 50.0 | 124.0 | 148.0 | 21.5 | 32.0 | 7.0 | 4.00 | - |
| M56F2-F-100 | 100.0 | 29.7 | 50.0 | 124.0 | 148.0 | 21.5 | 32.0 | 7.0 | 4.00 | 50.0 |
| M56F3-P-100 | 100.0 | 50.0 | 70.0 | 71.0 | 101.0 | 35.0 | 25.0 | 9.0 | 4.00 | - |
| M56F3-F.06-100 | 100.0 | 50.0 | 70.0 | 71.0 | 101.0 | 35.0 | 25.0 | 9.0 | 4.00 | 44.5 |
| M56F8-P-100 | 100.0 | △ | 70.0 | 63.8 | 95.0 | 25.0 | 25.0 | 8.2 | 4.00 | - |
| M56F9-F1-100 | 100.0 | 40.0 | 70.0 | 68.0 | 96.6 | 25.0 | 32.0 | 9.0 | 5.00 | 45.0 |
| M56F23-F-100 | 100.0 | 40.0 | 70.0 | 71.4 | 100.6 | 35.0 | 25.0 | 9.0 | 4.00 | 50.0 |
| M56F38A2-P-100 | 100.0 | 40.0 | 60.0 | 70.0 | 100.0 | 20.0 | 25.0 | 9.0 | 4.00 | - |
| M56F6A2.02-PF1-100 | 100.0 | 40.0 | 70.0 | 71.5 | 92.0 | 55.0 | 25.0 | 6.5 | 4.00 | - |
| M56A2-P-125 | 125.0 | 50.0 | 75.0 | 88.0 | 128.0 | 30.0 | 30.0 | 11.0 | 4.00 | - |
| M56F26A2.02-F-125 | 125.0 | 50.0 | 75.0 | 88.0 | 128.0 | 30.0 | 30.0 | 9.0 | 4.00 | 50.0 |
| M75-P100 | 100.0 | 40.0 | 70.0 | 64.0 | 112.0 | 24.9 | 26.0 | 9.0 | 4.00 | - |

△附板带一个孔

△Attachments with 1 hole

M系列带附板输送链 Conveyor chains with attachments (M series)

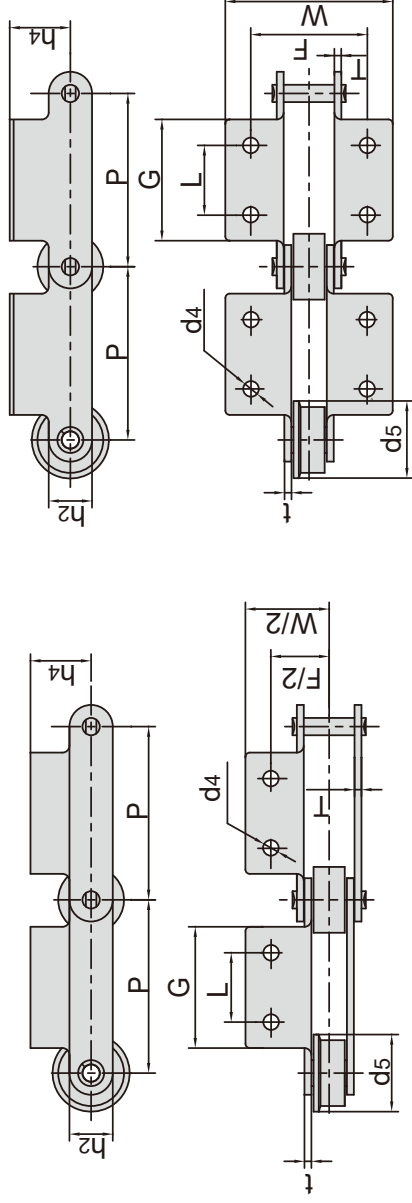


| 东华链号 Donghua Chain No. | 节距 Pitch P mm | 滚子直径 Roller diameter d1 max mm | 内节内宽 Width between inner plates b1 min mm | 销轴直径 Pin diameter d2 max mm | 销轴长度 Pin length L mm | | 抗拉强度 Tensile strength Q min kN/lbf | 平均抗拉强度 Average tensile strength Q0 kN | 每米重量 Weight per meter q kg/m |
|------------------------------|------------------------|---|---|--|----------------------------------|-----------|---|--|---|
| | | | | | L max | Lc max | | | |
| M75-P100F1 | 100.0 | 38.0 | 18.9 | 9.53 | 38.4 | 42.7 | 75.0/17045 | 83.0 | 4.01 |
| M75-P100F3 | 100.0 | 28.5 | 23.9 | 11.10 | 46.3 | 50.3 | 75.0/17045 | 83.0 | 4.53 |
| M75F4-P-100 | 100.0 | 38.0 | 18.9 | 9.53 | 40.4 | 44.7 | 75.0/17045 | 83.0 | 4.62 |
| M75-PF1-100 | 100.0 | 19.1 | 18.9 | 9.53 | 40.4 | 44.7 | 75.0/17045 | 75.0 | 3.43 |
| M80K1F1-P-100 | 100.0 | 50.0 | 28.0 | 12.00 | 55.0 | 58.5 | 80.0/18000 | 88.0 | 9.10 |
| *M80K2F1-B-100 | 100.0 | 18.0 | 28.0 | 12.00 | 55.0 | 58.5 | 80.0/18000 | 88.0 | 5.94 |
| *M80F5K1-B-100 | 100.0 | 18.0 | 28.0 | 12.00 | 55.0 | 58.5 | 80.0/18000 | 88.0 | 5.45 |
| M80A2F1-F-160 | 160.0 | 50.0 | 29.0 | 12.00 | 65.0 | - | 80.0/18000 | 88.0 | 7.45 |
| M80F43K2-P-200 | 200.0 | 50.0 | 28.0 | 12.00 | 55.0 | 59.0 | 80.0/18000 | 88.0 | 7.90 |
| M112F5K2-P-100 | 100.0 | 36.0 | 37.0 | 16.00 | 69.0 | 74.0 | 112.0/25200 | 123.2 | 8.28 |
| M112A2F18.04-P-100 | 100.0 | 60.0 | 31.0 | 15.00 | 64.0 | 73.0 | 112.0/25200 | 123.2 | 11.80 |
| *M112K2F2-B-100 | 100.0 | 21.0 | 32.0 | 15.00 | 64.5 | 69.0 | 112.0/25200 | 123.2 | 7.53 |
| M112F38A2.04-P-100 | 100.0 | 60.0 | 32.0 | 15.00 | 64.5 | 69.0 | 112.0/25200 | 123.2 | 12.74 |
| M112F16K1-P-125 | 125.0 | 60.0 | 32.0 | 15.00 | 68.5 | 73.0 | 112.0/25200 | 123.2 | 13.00 |
| M112K2F1-S-125 | 125.0 | 30.0 | 32.0 | 16.00 | 64.5 | 69.0 | 112.0/25200 | 123.2 | 7.35 |
| M112F9A2-F-180 | 180.0 | 50.0 | 32.0 | 15.00 | 64.5 | 69.0 | 160.0/35993 | 176.0 | 10.30 |
| M112F3-F-200 | 200.0 | 60.0 | 37.0 | 16.00 | 69.0 | 74.0 | 112.0/25200 | 123.2 | 11.00 |
| M112A2F21-F-315 | 315.0 | 60.0 | 32.0 | 15.00 | 65.0 | 70.0 | 112.0/25200 | 123.2 | 8.50 |
| M160F1K2-P-100 | 100.0 | 36.0 | 36.0 | 18.00 | 76.0 | 80.0 | 160.0/35993 | 176.0 | 10.80 |
| *M160F1K2.03-B-100 | 100.0 | 18.0 | 36.0 | 18.00 | 76.0 | 80.0 | 160.0/35993 | 176.0 | 9.73 |
| M160F12K2-S-100 | 100.0 | 36.0 | 38.0 | 14.00 | 76.0 | - | 100.0/22496 | 110.0 | 9.33 |
| *M160F2-B-100 | 100.0 | 25.0 | 37.0 | 18.00 | 73.3 | 83.0 | 222.0/49940 | 244.2 | 11.36 |
| M160F25K2.04-B-100 | 100.0 | 25.0 | 37.0 | 18.00 | 73.3 | 79.5 | 160.0/36364 | 176.0 | 10.83 |
| *M160F41K2-B-100 | 100.0 | 36.0 | 37.0 | 18.00 | 73.3 | 79.5 | 160.0/35993 | 176.0 | 14.75 |
| *M160F55K2-B-100 | 100.0 | 25.0 | 37.0 | 18.00 | - | 86.0 | 160.0/35993 | 176.0 | 15.04 |
| M160F3K1F1-P-101.6 | 101.6 | 66.7 | 26.0 | 26.90 | 58.0 | 78.5 | 156.0/35093 | 171.6 | 17.37 |
| M160A2F1.02-P-152.4 | 152.4 | 66.7 | 25.4 | 26.90 | 58.0 | 68.0 | 160.0/35993 | 176.0 | 12.55 |
| M160A2F7-F-200 | 200.0 | 70.0 | 37.0 | 18.00 | 85.0 | - | 181.8/40905 | 200.0 | 15.20 |
| M160A2F8-F-200 | 200.0 | 70.0 | 37.0 | 18.00 | 85.0 | - | 181.8/40905 | 200.0 | 15.23 |
| M160K2F2-S-200 | 200.0 | 36.0 | 36.0 | 18.00 | 76.0 | 80.0 | 160.0/36364 | 176.0 | 11.40 |
| M160A2F8-F-200 | 200.0 | 70.0 | 37.0 | 18.00 | 85.0 | - | 181.8/40905 | 200.0 | 15.20 |
| M224F6A2-P-160 | 160.0 | 85.0 | 42.0 | 21.00 | 87.5 | 92.5 | 224.0/50909 | 246.5 | 27.56 |
| M224F29A2-F-200 | 200.0 | 85.0 | 43.0 | 21.00 | 85.0 | 91.0 | 224.0/50909 | 246.0 | 21.60 |
| M224F1K2-P-200 | 200.0 | 85.0 | 42.0 | 21.00 | 95.0 | - | 224.0/50909 | 246.0 | 21.20 |
| M224F42K2-S-200 | 200.0 | 42.0 | 44.0 | 21.00 | - | 99.0 | 224.0/50909 | 246.0 | 17.20 |
| M315F22A2-F-400 | 400.0 | 100.0 | 56.0 | 25.00 | 109.8 | 115.3 | 315.0/70815 | 346.5 | 26.60 |
| M315K2F1-P-250 | 250.0 | 50.0 | 47.0 | 25.00 | 98.9 | 105.0 | 315.0/70815 | 346.5 | 20.60 |
| M450F26A2-F-400 | 400.0 | 100.0 | 56.0 | 30.00 | 111.0 | 118.0 | 315.0/70815 | 346.5 | 27.60 |

*套筒链：表中滚子直径d1为套筒直径

*Bush chain: d1 in the table indicates the external diameter of the bush.

M系列带附板输送机 Conveyor chains with attachments (M series)

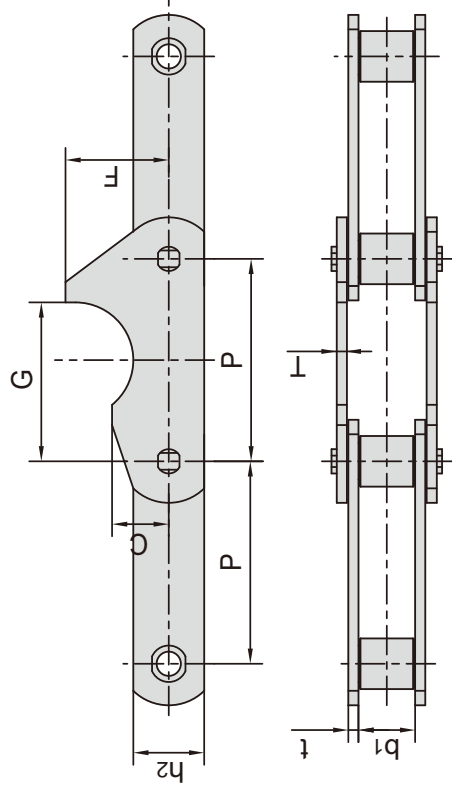


| 东华链号 Donghua Chain No. | P mm | L mm | G mm | F mm | W mm | h4 mm | h2 mm | d4 mm | t/T mm | d5 mm |
|------------------------------|---------|---------|---------|---------|---------|----------|----------|-------------|-----------|----------|
| M75-P100F1 | 100.0 | 40.0 | 70.0 | 64.0 | 112.0 | 24.4 | 26.0 | 9.0 | 3.50 | - |
| M75-P100F3 | 100.0 | 50.0 | 70.0 | 75.7 | 96.7 | 35.0 | 26.0 | 9.7 | 4.00 | - |
| M75F4-P-100 | 100.0 | 40.0 | 70.0 | 90.0 | 112.4 | 24.9 | 26.0 | 8.5 | 4.00 | - |
| M75-PF1-100 | 100.0 | 40.0 | 70.0 | 64.0 | 112.0 | 24.9 | 26.0 | 9.0 | 4.00 | - |
| M80K1F1-P-100 | 100.0 | △ | 30.0 | 96.0 | 138.0 | 35.0 | 35.0 | 11.0 | 5.00 | - |
| M80K2F1-B-100 | 100.0 | 70.0 | 100.0 | 96.0 | 130.0 | 35.0 | 35.0 | 11.0 | 5.00 | - |
| M80F5K1-B-100 | 100.0 | △ | 60.0 | 100.0 | 156.0 | 23.2 | 35.0 | 13.0 × 17.0 | 5.00 | - |
| M80A2F1-F-160 | 160.0 | 60.0 | 95.0 | 94.0 | 124.0 | 27.5 | 35.0 | 9.0 | 5.00 | 60.0 |
| M80F43K2-P-200 | 200.0 | 80.0 | 120.0 | 96.0 | 130.0 | 35.0 | 35.0 | 11.0 | 5.00 | - |
| M112F5K2-P-100 | 100.0 | 35.0 | 65.0 | 98.5 | 140.0 | 40.0 | 40.0 | 14.0 | 6.00 | - |
| M112A2F18.04-P-100 | 100.0 | 30.0 | 60.0 | 100.0 | 130.0 | 33.0 | 36.0 | 9.0 | 6.00 | - |
| M112K2F2-B-100 | 100.0 | 30.0 | 60.0 | 100.0 | 130.0 | 30.0 | 40.0 | 9.0 | 6.00 | - |
| M112F38A2.04-P-100 | 100.0 | 35.0 | 70.0 | 110.0 | 160.0 | 40.0 | 40.0 | 14.0 | 6.00 | - |
| M112F16K1-P-125 | 125.0 | △ | 72.0 | 120.0 | 184.0 | 39.0 | 40.0 | 13.0 | 7.00 | - |
| M112K2F1-S-125 | 125.0 | 80.0 | 110.0 | 85.8 | 115.8 | 35.0 | 40.0 | 13.0 | 6.00 | - |
| M112F9A2-F-180 | 180.0 | 100.0 | 130.0 | 110.0 | 160.0 | 40.0 | 40.0 | 14.0 | 6.00 | 60.0 |
| M12F3-F-200 | 200.0 | 90.0 | 120.0 | 102.0 | 137.5 | 40.0 | 45.0 | 11.0 | 6.00 | 75.0 |
| M112A2F21-F-315 | 315.0 | 160.0 | 200.0 | 110.0 | 160.0 | 40.0 | 40.0 | 14.0 | 6.00 | 70.0 |
| M160F1K2-P-100 | 100.0 | 40.0 | 80.0 | 124.0 | 183.0 | 35.0 | 40.0 | 14.0 | 7.00 | - |
| M160F1K2.03-B-100 | 100.0 | 40.0 | 80.0 | 124.0 | 283.0 | 35.0 | 40.0 | 14.0 | 7.00 | - |
| M160F12K2-S-100 | 100.0 | 30.0 | 70.0 | 100.0 | 120.0 | 35.0 | 40.0 | 13.0 | 5.60 | - |
| M160F2-B-100 | 100.0 | △ | 110.0 | 125.0 | 155.0 | 45.0 | 50.0 | 17.0 | 7.00 | - |
| M160F25K2.04-B-100 | 100.0 | 40.0 | 80.0 | 124.0 | 180.0 | 45.0 | 50.0 | 14.0 | 7.00 | - |
| M160F41K2-B-100 | 100.0 | 40.0 | 80.0 | 124.0 | 180.0 | 45.0 | 55.0 | 14.0 | 7.00 | - |
| M160F55K2-B-100 | 100.0 | 40.0 | 80.0 | 124.0 | 200.0 | 43.0 | 50.0 | 14.0 | 8.00 | - |
| M160F3K1F1-P-101.6 | 101.6 | △ | 56.0 | 175.0 | 204.0 | 38.0 | 51.0 | 11.0 | 7.1/5.1 | - |
| M160A2F1.02-P-152.4 | 152.4 | 38.0 | 64.0 | 120.0 | 154.0 | 30.0 | 50.0 | 10.5 | 7.1/5.1 | - |
| M160A2F7-F-200 | 200.0 | 85.0 | 115.0 | 124.0 | 170.0 | 45.0 | 51.0 | 14.0 | 7.00 | 85.0 |
| M160A2F8-F-200 | 200.0 | 80.0 | 115.0 | 124.0 | 170.0 | 45.0 | 51.0 | 12.0 | 7.00 | 85.0 |
| M160K2F2-S-200 | 200.0 | 100.0 | 180.0 | 103.0 | 133.0 | 45.0 | 51.0 | 9.0 | 7.00 | - |
| M160A2F8-F-200 | 200.0 | 80.0 | 115.0 | 124.0 | 170.0 | 45.0 | 51.0 | 12.0 | 7.00 | 85.0 |
| M224F6A2-P-160 | 160.0 | 80.0 | 125.0 | 136.0 | 182.0 | 62.0 | 72.0 | 17.0 | 8.00 | - |
| M224F29A2-F-200 | 200.0 | 50.0 | 100.0 | 170.0 | 200.0 | 45.0 | 60.0 | 13.0 | 8.00 | 100.0 |
| M224F1K2-P-200 | 200.0 | 80.0 | 120.0 | 128.0 | 168.0 | 40.0 | 50.0 | 14.0 | 9.00 | - |
| M224F42K2-S-200 | 200.0 | 60.0 | 100.0 | 142.0 | 180.0 | 54.0 | 62.0 | 15.0 | 8.00 | - |
| M315F22A2-F-400 | 400.0 | 200.0 | 250.0 | 160.0 | 207.6 | 70.0 | 70.0 | 18.0 | 10.00 | 120.0 |
| M315K2F1-P-250 | 250.0 | 60.0 | 100.0 | 127.0 | 168.0 | 57.0 | 82.0 | 14.0 | 10.00 | - |
| M450F26A2-F-400 | 400.0 | 200.0 | 250.0 | 160.0 | 207.6 | 70.0 | 75.0 | 18.0 | 10.00 | 119.0 |

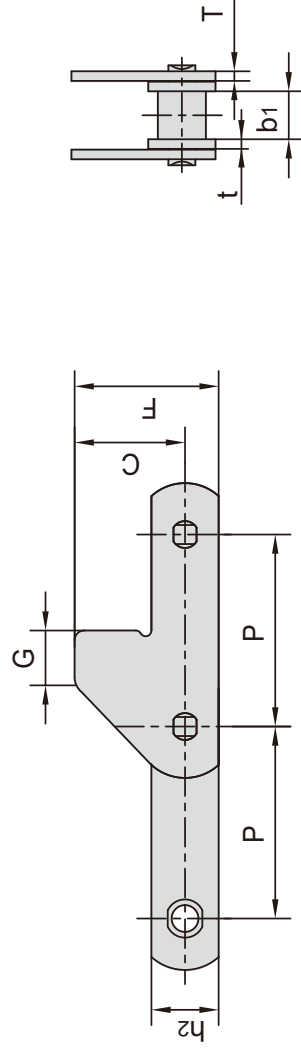
△附板带一个孔

△Attachments with 1 hole

M系列带附板输送带 Conveyor chains with attachments (M series)

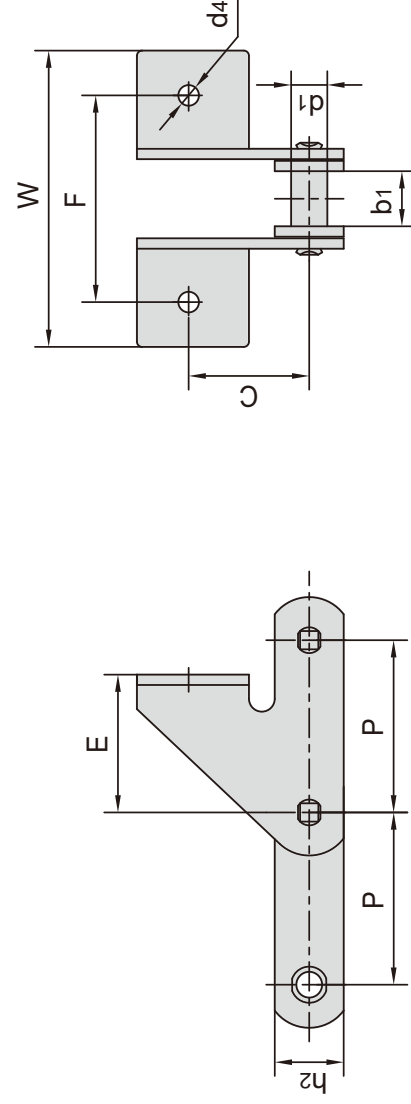


| 东华链号 Donghua Chain No. | P mm | b1 mm | h2 mm | t/T mm | C mm | F mm | G mm |
|------------------------------|---------|----------|----------|-----------|---------|---------|---------|
| M80F29-S-100 | 100.00 | 28.00 | 35.00 | 5.00 | 28.00 | 51.00 | 78.50 |



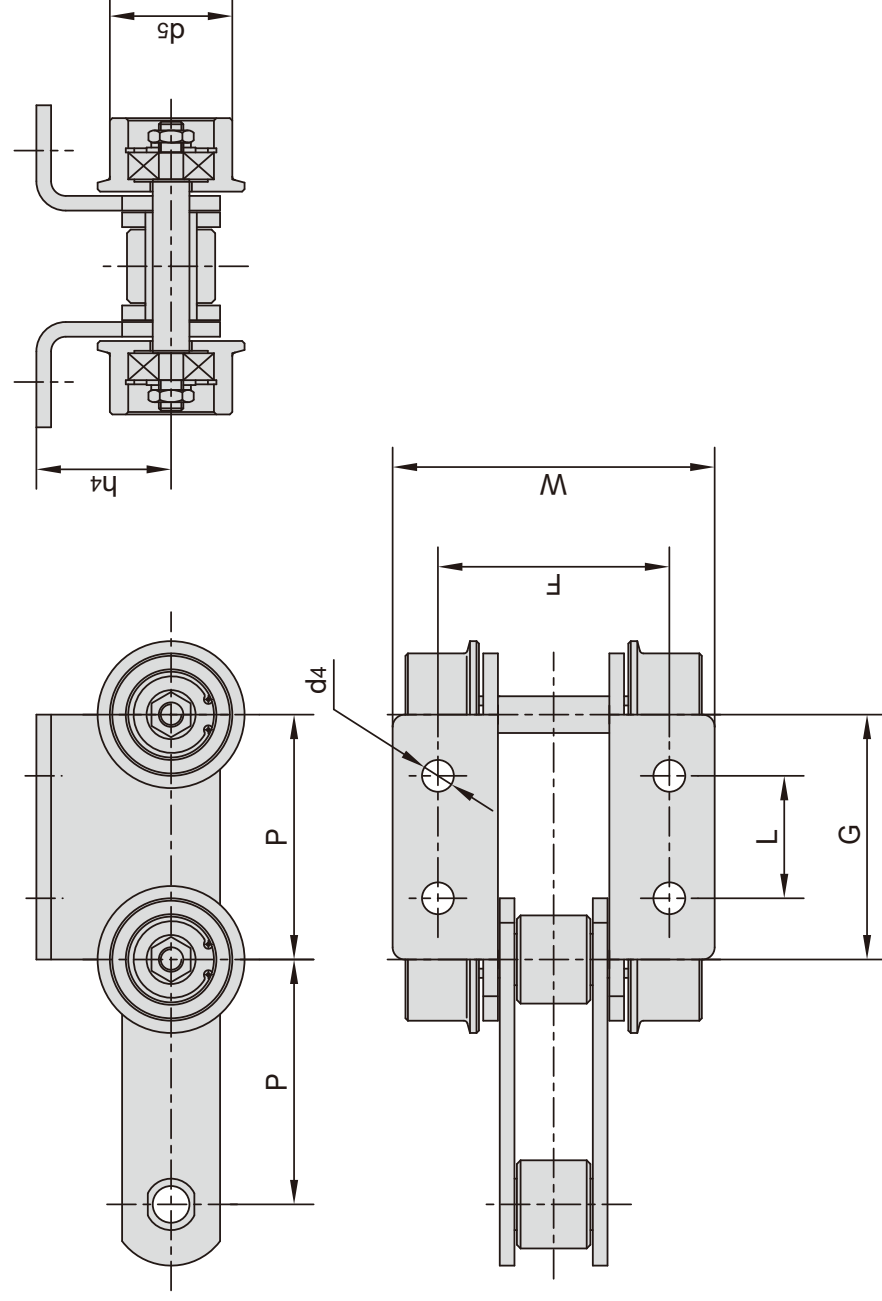
| 东华链号 Donghua Chain No. | P mm | b1 mm | h2 mm | t/T mm | C mm | F mm | G mm |
|------------------------------|---------|----------|----------|-----------|---------|---------|---------|
| M80F41-P-100 | 100.00 | 28.00 | 35.00 | 5.00 | 40.00 | 75.00 | 29.00 |

带SD附件
With SD attachment

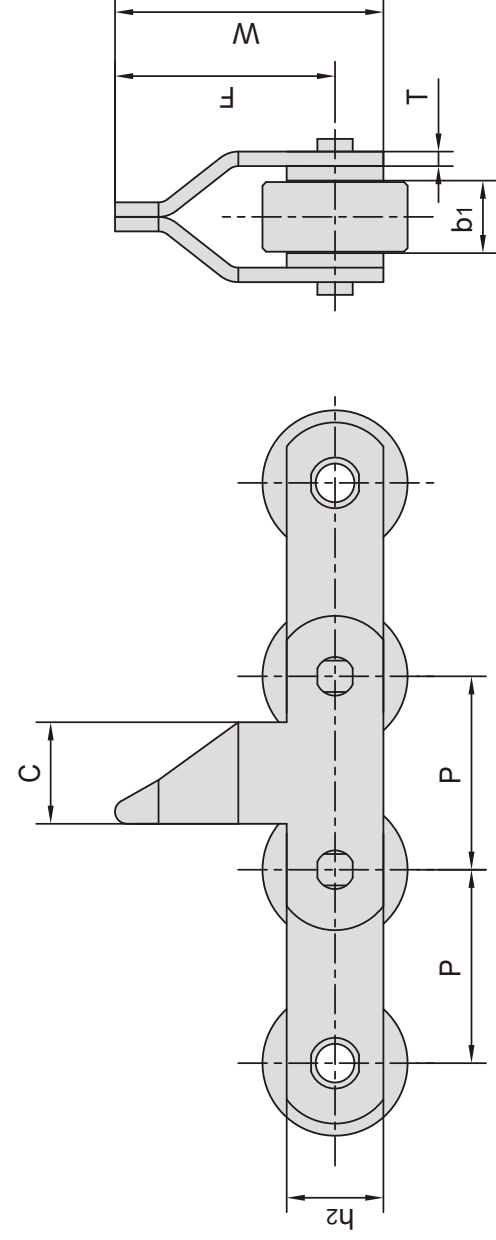


| 东华链号 Donghua Chain No. | P mm | d1 mm | b1 mm | h2 mm | C mm | E mm | F mm | W mm | d4 mm |
|------------------------------|---------|----------|----------|----------|---------|---------|---------|---------|----------|
| M112F52SD-B-100 | 100.00 | 21.00 | 32.00 | 40.00 | 70.00 | 80.00 | 120.00 | 172.00 | 12.00 |

M系列带附板输送机 Conveyor chains with attachments (M series)

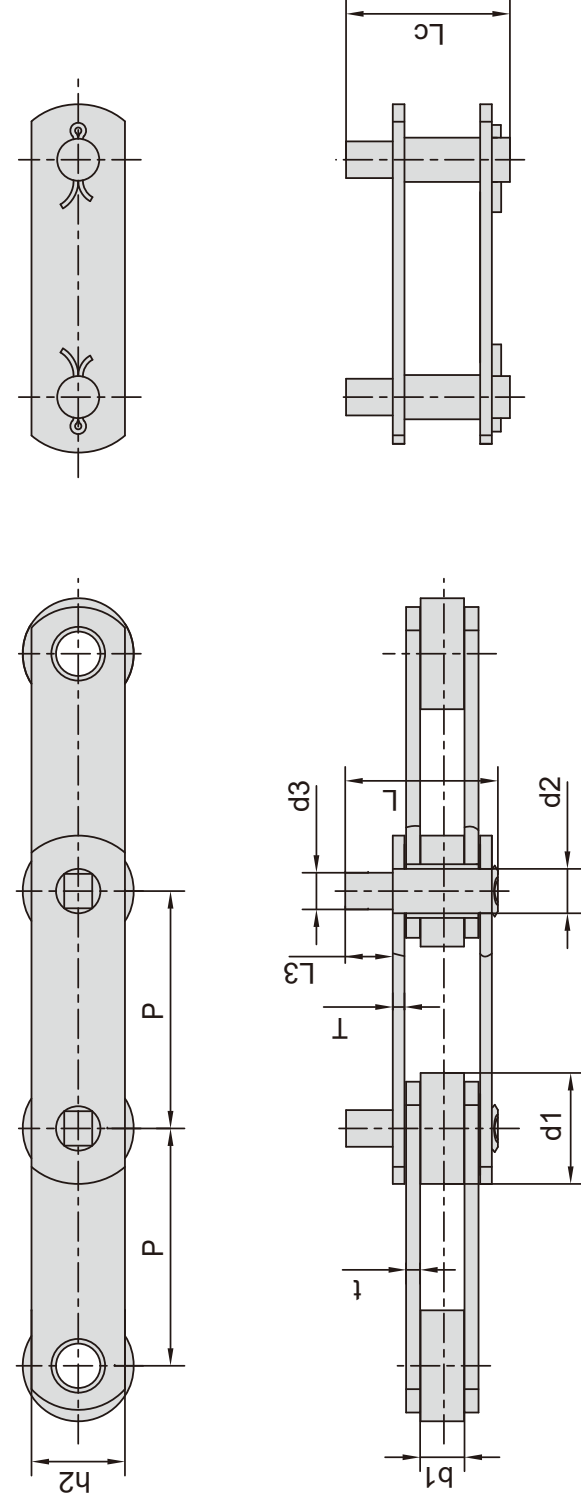


| 东华链号 Donghua Chain No. | P | L | G | F | W | h4 | d4 | d5 |
|------------------------------|--------|-------|--------|-------|--------|-------|-------|-------|
| | mm | mm | mm | mm | mm | mm | mm | mm |
| M112F34-P-100 | 100.00 | 50.00 | 100.00 | 95.00 | 130.00 | 55.00 | 13.00 | 50.00 |



| 东华链号 Donghua Chain No. | P | b1 | h2 | T | C | F | W |
|------------------------------|-------|-------|-------|------|-------|-------|--------|
| | mm | mm | mm | mm | mm | mm | mm |
| M112F39-P-80 | 80.00 | 32.00 | 40.00 | 6.00 | 42.00 | 91.00 | 111.00 |

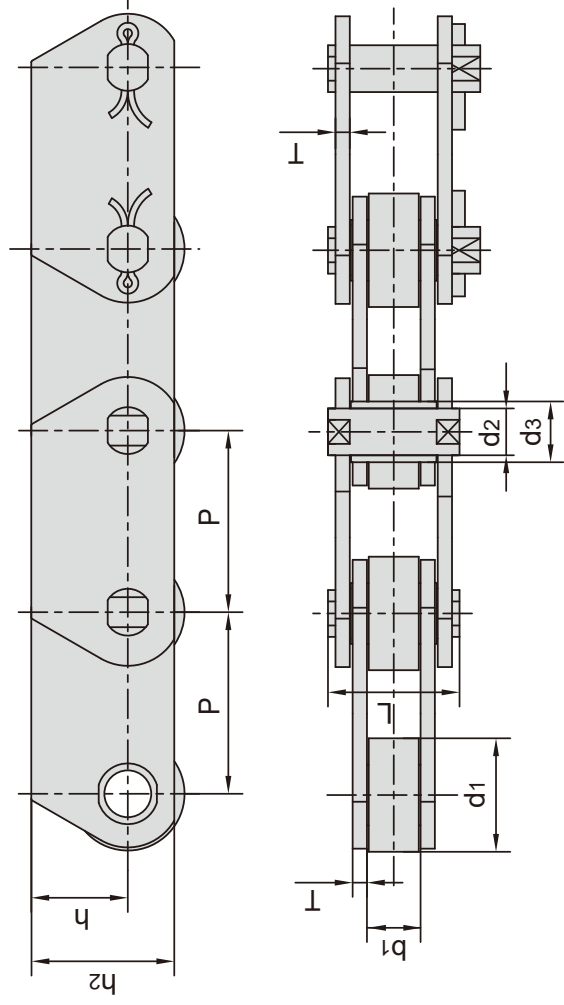
M系列带加长销输送链 Conveyor chains with extended pins (M series)



| 东华链号 Donghua Chain No. | 节距 Pitch P mm | 滚子直径 Roller diameter d1 max mm | 内节内宽 Width between inner plates b1 min mm | 销轴直径 Pin diameter d2 max mm | 加长销尺寸 Extended pin dimension d3 max mm | 销轴长度 Pin length | | 内链板高度 Inner plate depth h2 max mm | 链板厚度 Plate thickness t/T max mm |
|------------------------------|------------------------|---|---|--|--|-----------------------|-----------------|---|--|
| | | | | | | L max mm | Lc max mm | | |
| M18F7-D3-P-75 | 75.00 | 25.00 | 11.50 | 5.72 | 12.00 | 56.6 | 58.9 | 20.0 | 3.0 |
| M20D1F1.02-P-80 | 80.00 | 25.00 | 16.00 | 6.00 | 6.00 | 54.7 | 57.2 | 18.0 | 2.5 |
| M75-D3-P-100 | 100.00 | 38.00 | 18.95 | 9.53 | 11.00 | 76.2 | 80.5 | 26.0 | 4.0 |
| M20-D1F2.02-P-80 | 80.00 | 25.00 | 16.00 | 6.00 | 6.00 | 57.0 | 59.5 | 18.0 | 2.5 |
| M35F1-P-35 | 35.00 | 20.00 | 16.00 | 7.00 | 10.00 | 59.0 | 61.9 | 18.0 | 2.5 |
| M35F7-D1-P-35 | 35.00 | 20.00 | 16.00 | 8.00 | 10.00 | 56.0 | - | 18.0 | 3.0 |
| M100F11-P-101.6-D3 | 101.60 | 47.50 | 19.00 | 19.00 | 15.70 | 66.3 | 71.5 | 40.0 | 6.0/5.0 |
| M100-P-152.4-D3 | 152.40 | 47.50 | 19.00 | 19.00 | 18.25 | 127.5 | 132.7 | 40.0 | 5.0/4.0 |
| M100-P-203.2-D3 | 203.20 | 47.50 | 19.00 | 19.00 | 18.25 | 127.5 | 132.7 | 40.0 | 5.0/4.0 |
| M160F58-D1.04-P-125 | 125.00 | 70.00 | 34.00 | 18.00 | 18.00 | 104.0 | - | 52.0 | 8.0 |

| 东华链号 Donghua Chain No. | 抗拉强度 Tensile strength | | 平均抗拉强度 Average tensile strength | | 每米长重 Weight per meter q kg/m |
|------------------------------|-----------------------------|-----------------|--|-----------|---|
| | Q min kN/lbf | Q0 min kN | Q0 min kN | q kg/m | |
| M18F7-D3-P-75 | 18.0/4050 | 20.00 | 20.00 | 2.14 | |
| M20D1F1.02-P-80 | 20.0/4545 | 25.00 | 25.00 | 1.65 | |
| M75-D3-P-100 | 75.0/16870 | 82.50 | 82.50 | 3.61 | |
| M20-D1F2.02-P-80 | 20.0/4545 | 22.00 | 22.00 | 1.65 | |
| M35F1-P-35 | 35.0/7874 | 39.00 | 39.00 | 2.47 | |
| M35F7-D1-P-35 | 35.0/7874 | 39.00 | 39.00 | 2.77 | |
| M100F11-P-101.6-D3 | 150.0/33722 | 165.00 | 165.00 | 7.60 | |
| M100-P-152.4-D3 | 100.0/22496 | 110.00 | 110.00 | 6.36 | |
| M100-P-203.2-D3 | 100.0/22496 | 110.00 | 110.00 | 5.49 | |
| M160F58-D1.04-P-125 | 160.0/36364 | 176.00 | 176.00 | 17.70 | |

MT系列输送链 Conveyor chains (MT series)

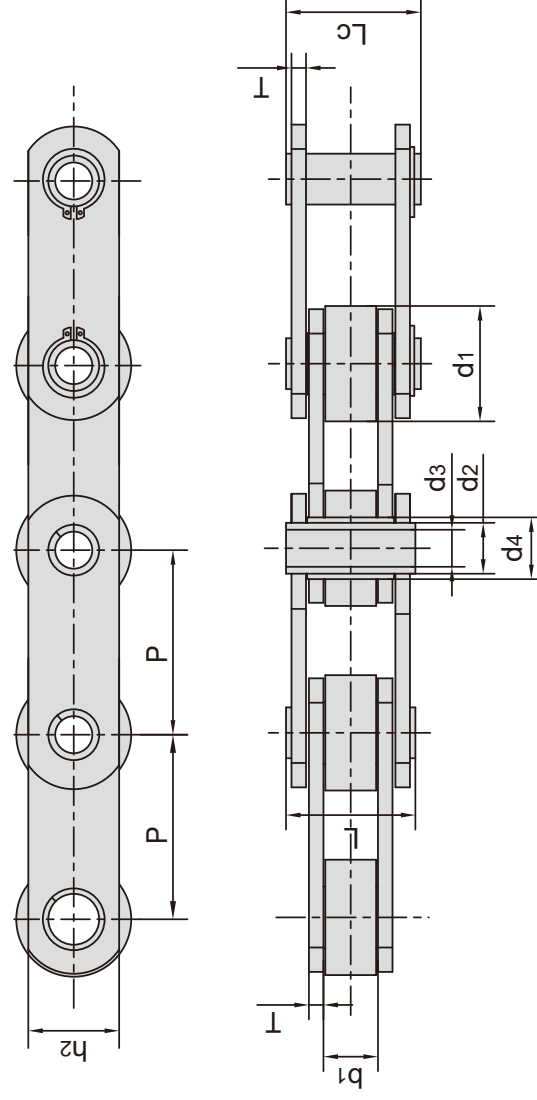


| DIN 链号 DIN Chain No. | 节距 Pitch | | 滚子直径 Roller diameter | 销轴直径 Pin diameter | 套筒直径 Bush diameter | 链板厚度 Plate thickness | | | |
|-------------------------------|-------------|-------|----------------------------|-------------------------|--------------------------|----------------------------|------|------|------|
| | P | mm | | | | | | | |
| MT20 | 40.0 | 50.0 | 63.0 | 80.0 | 100.0 | 25.0 | 6.0 | 9.0 | 2.5 |
| MT28 | 50.0 | 63.0 | 80.0 | 100.0 | 125.0 | 30.0 | 7.0 | 10.0 | 3.0 |
| MT40 | 63.0 | 80.0 | 100.0 | 125.0 | 160.0 | 36.0 | 8.5 | 12.5 | 3.5 |
| MT56 | 63.0 | 80.0 | 100.0 | 125.0 | 160.0 | 42.0 | 10.0 | 15.0 | 4.0 |
| MT80 | 80.0 | 100.0 | 125.0 | 160.0 | 200.0 | 50.0 | 12.0 | 18.0 | 5.0 |
| MT112 | 80.0 | 100.0 | 125.0 | 160.0 | 200.0 | 60.0 | 15.0 | 21.0 | 6.0 |
| MT160 | 100.0 | 125.0 | 160.0 | 200.0 | 250.0 | 70.0 | 18.0 | 25.0 | 7.0 |
| MT224 | 125.0 | 160.0 | 200.0 | 250.0 | 315.0 | 85.0 | 21.0 | 30.0 | 8.0 |
| MT315 | 160.0 | 200.0 | 250.0 | 315.0 | 400.0 | 100.0 | 25.0 | 36.0 | 10.0 |
| MT450 | 200.0 | 250.0 | 315.0 | 400.0 | 500.0 | 120.0 | 30.0 | 42.0 | 12.0 |

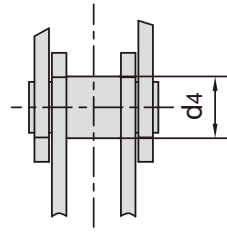
| DIN 链号 DIN Chain No. | 内节内宽 Width between inner plates | 销轴长度 Pin length | 链板高度 Plate depth | | 抗拉强度 Tensile strength | |
|-------------------------------|--|-----------------------|------------------------|----------------|-----------------------------|---------------------|
| | | | L | h | Q | *Q |
| MT20 | b1 min mm | L max mm | h2 max mm | h max mm | Q min kN/lbf | *Q min kN/lbf |
| MT20 | 16.0 | 35.0 | 25.0 | 16.0 | 20.0/4545 | 32.0/7270 |
| MT28 | 18.0 | 40.0 | 30.0 | 20.0 | 28.0/6364 | 42.0/9545 |
| MT40 | 20.0 | 45.0 | 35.0 | 22.5 | 40.0/9091 | 60.0/13635 |
| MT56 | 24.0 | 52.0 | 45.0 | 30.0 | 56.0/12727 | 85.0/19318 |
| MT80 | 28.0 | 62.0 | 50.0 | 32.5 | 80.0/18182 | 125.0/28408 |
| MT112 | 32.0 | 73.0 | 60.0 | 40.0 | 112.0/25454 | 175.0/39768 |
| MT160 | 37.0 | 85.0 | 70.0 | 45.0 | 160.0/36364 | 260.0/59090 |
| MT224 | 43.0 | 98.0 | 90.0 | 60.0 | 224.0/50909 | 340.0/77272 |
| MT315 | 48.0 | 112.0 | 100.0 | 65.0 | 315.0/71591 | 520.0/118180 |
| MT450 | 56.0 | 135.0 | 120.0 | 80.0 | 450.0/102272 | 700.0/159089 |

*Q 表示热处理后的抗拉强度
*Q denotes the tensile strength after hardened

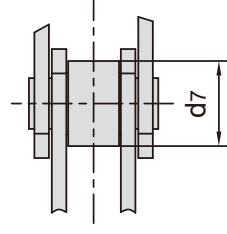
MC系列空心销轴输送链 Hollow pin conveyor chains (MC series)



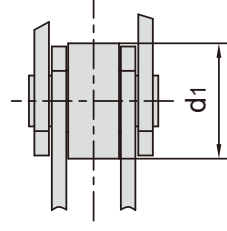
无滚子
without rollers



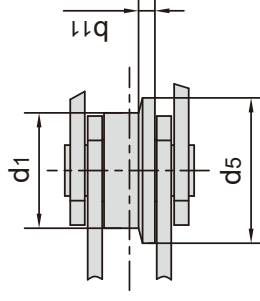
带S型小滚子
with S small rollers type



带P型大滚子
with P large rollers type



带F型带肩滚子
with F flanged rollers type



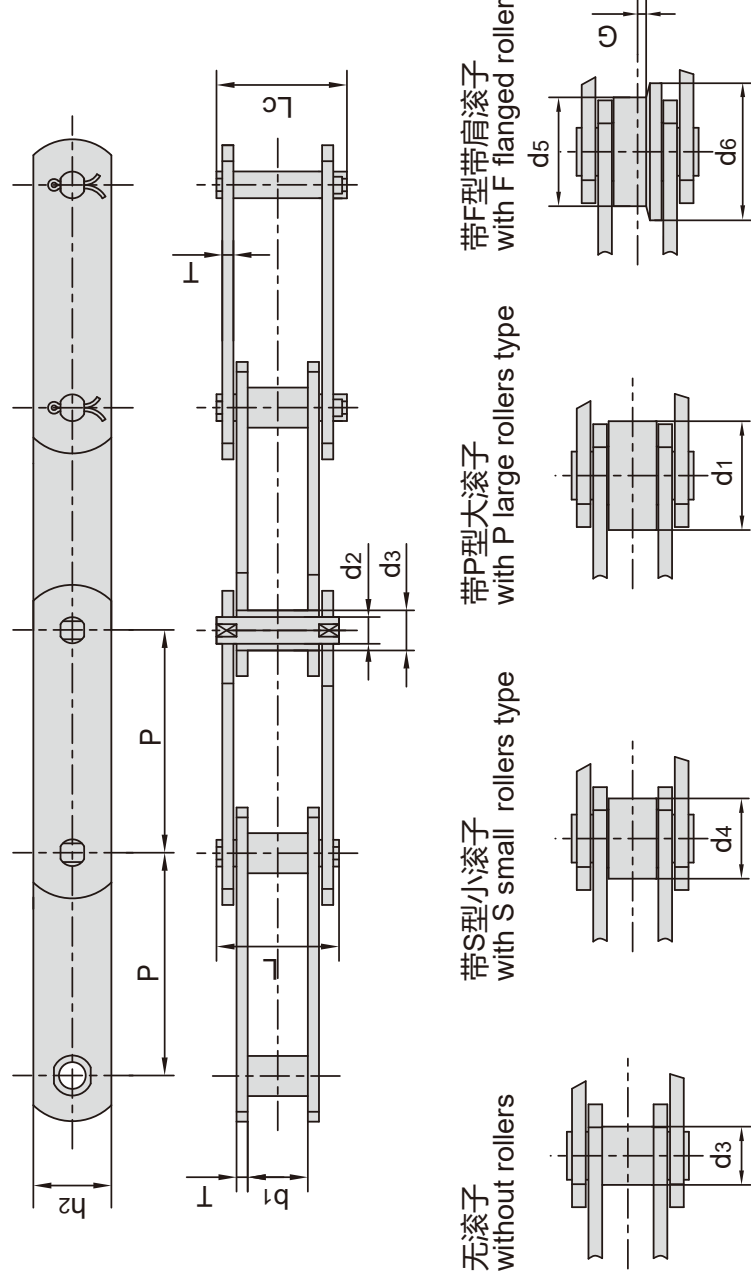
| DIN 链号 DIN Chain No. | 节距 Pitch | | 滚子尺寸 Roller dimension | | | 套筒直径 Bush diameter | 链板高度 Plate depth |
|-------------------------------|-------------|-------|-----------------------------|-----------|-----------|--------------------------|------------------------|
| | P | mm | d1 max | d7 max | d5 max | | |
| MC28 | 80.0 | 100.0 | 125.0 | 160.0 | - | 17.5 | 25.0 |
| MC56 | 100.0 | 125.0 | 160.0 | 200.0 | 250.0 | 21.0 | 35.0 |
| MC112 | 125.0 | 160.0 | 200.0 | 250.0 | 315.0 | 29.0 | 50.0 |
| MC224 | 200.0 | 250.0 | 315.0 | 400.0 | 500.0 | 41.0 | 70.0 |

| DIN 链号 DIN Chain No. | 销轴直径 Pin diameter | | 销轴长度 Pin length | | 链板厚度 Plate thickness | 抗拉强度 Tensile strength |
|-------------------------------|-------------------------|-----------|-----------------------|-----------|----------------------------|-----------------------------|
| | d2 max | d3 min | L max | Lc max | | |
| MC28 | 13.0 | 8.2 | 36.0 | 38.5 | 3.5 | 40.0/9091 |
| MC56 | 15.5 | 10.2 | 45.0 | 47.5 | 4.0 | 90.0/20454 |
| MC112 | 22.0 | 14.3 | 62.5 | 64.3 | 6.0 | 180.0/40908 |
| MC224 | 31.0 | 20.3 | 83.0 | 85.5 | 8.0 | 350.0/79544 |

*Q 表示热处理后的抗拉强度

*Q denotes the tensile strength after hardened

FV系列输送链 Conveyor chains (FV series)



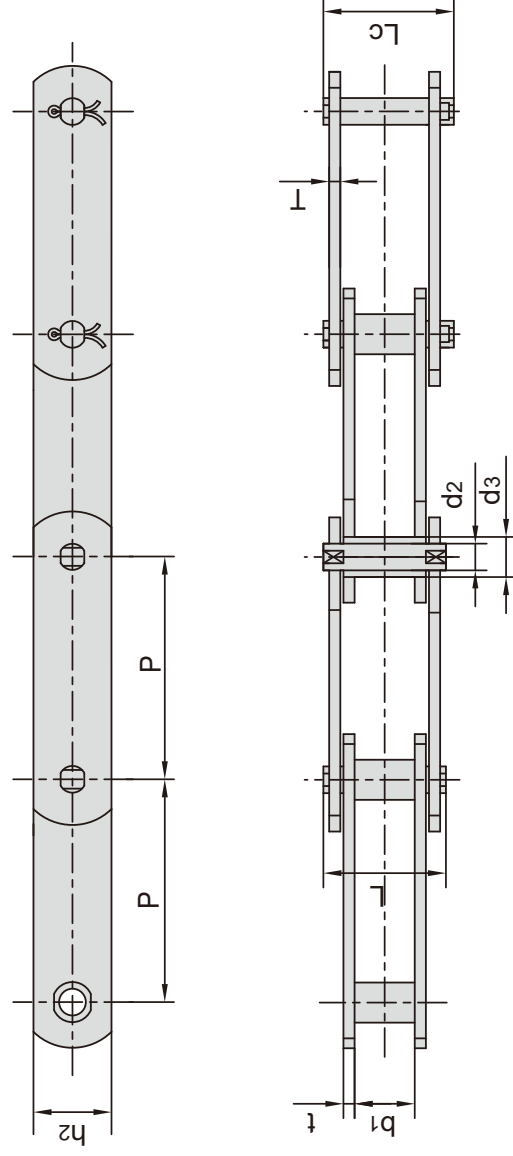
| DIN 链号 DIN Chain No. | 节距 Pitch | | | | 销轴长度 Pin length | | | | 销轴直径 pin diameter | 内节内宽 Width between inner plates | | 滚子尺寸 Roller dimension | | | 套筒直径 Bush diameter | |
|-------------------------------|-------------|-------|-------|-------|--------------------|-----------------|-----------------|----------------|----------------------|------------------------------------|----------|--------------------------|-----------------|-----------------|-----------------------|-----------------|
| | mm | mm | mm | mm | L min mm | Lc max mm | h2 max mm | T max mm | d2 max mm | b1 min mm | b1 mm | d1 max mm | d4 max mm | d5 max mm | d6 max mm | d3 max mm |
| FV40 | 50.0 | 63.0 | 80.0 | 100.0 | 125.0 | - | - | 25.0 | 10.0 | 18.0 | 32.0 | 20.0 | 40.0 | 50.0 | 4.0 | 15.0 |
| FV63 | 50.0 | 63.0 | 80.0 | 100.0 | 125.0 | 160.0 | 30.0 | 25.0 | 12.0 | 22.0 | 40.0 | 26.0 | 50.0 | 63.0 | 5.0 | 18.0 |
| FV90 | 63.0 | 80.0 | 100.0 | 125.0 | 160.0 | 200.0 | 35.0 | 35.0 | 14.0 | 25.0 | 48.0 | 30.0 | 63.0 | 78.0 | 6.5 | 20.0 |
| FV112 | 80.0 | 100.0 | 125.0 | 160.0 | 200.0 | 250.0 | 40.0 | 40.0 | 16.0 | 30.0 | 55.0 | 32.0 | 72.0 | 90.0 | 7.5 | 22.0 |
| FV140 | 63.0 | 100.0 | 125.0 | 160.0 | 200.0 | 250.0 | 45.0 | 45.0 | 18.0 | 35.0 | 60.0 | 36.0 | 80.0 | 100.0 | 9.0 | 26.0 |
| FV180 | 100.0 | 125.0 | 160.0 | 200.0 | 250.0 | 315.0 | 50.0 | 50.0 | 20.0 | 45.0 | 70.0 | 42.0 | 100.0 | 125.0 | 13.0 | 30.0 |
| FV250 | 125.0 | 160.0 | 200.0 | 250.0 | 315.0 | 400.0 | 60.0 | 60.0 | 26.0 | 55.0 | 80.0 | 50.0 | 125.0 | 155.0 | 15.0 | 36.0 |
| FV315 | 160.0 | 200.0 | 250.0 | 315.0 | 400.0 | - | 70.0 | 70.0 | 30.0 | 65.0 | 90.0 | 60.0 | 140.0 | 175.0 | 18.0 | 42.0 |

| DIN 链号 DIN Chain No. | 抗拉强度 Tensile strength | | 链板厚度 Plate thickness | | 销轴长度 Pin length | | 链板高度 Plate depth | 内节内宽 Width between inner plates | | 销轴直径 pin diameter | | 节距 Pitch | | 滚子尺寸 Roller dimension | | 套筒直径 Bush diameter | |
|-------------------------------|--------------------------|---------------------|-------------------------|--------------------|--------------------|-----------------|---------------------|------------------------------------|----------|----------------------|----------------|-----------------|-----------------|--------------------------|-----------------|-----------------------|-----------------|
| | Q min kN/lbf | *Q min kN/lbf | T max mm | Q min kN/lbf | L min mm | Lc max mm | h2 max mm | b1 min mm | b1 mm | d2 max mm | L min mm | Lc max mm | d1 max mm | d4 max mm | d5 max mm | d6 max mm | d3 max mm |
| FV40 | 47.0/10681 | 47.0/10681 | 3.0 | 40.0/9091 | 36.0 | 39.0 | 25.0 | 18.0 | 18.0 | 10.0 | 36.0 | 39.0 | 32.0 | 20.0 | 40.0 | 50.0 | 15.0 |
| FV63 | 75.0/17045 | 75.0/17045 | 4.0 | 63.0/14317 | 45.0 | 48.5 | 30.0 | 22.0 | 22.0 | 12.0 | 45.0 | 48.5 | 40.0 | 26.0 | 50.0 | 63.0 | 18.0 |
| FV90 | 115.0/26136 | 115.0/26136 | 5.0 | 90.0/20453 | 53.0 | 56.5 | 35.0 | 25.0 | 25.0 | 14.0 | 53.0 | 56.5 | 48.0 | 30.0 | 63.0 | 78.0 | 20.0 |
| FV112 | 170.0/38636 | 170.0/38636 | 6.0 | 112.0/25452 | 62.0 | 66.0 | 40.0 | 30.0 | 30.0 | 16.0 | 62.0 | 66.0 | 55.0 | 32.0 | 72.0 | 90.0 | 22.0 |
| FV140 | 180.0/40908 | 180.0/40908 | 6.0 | 140.0/31815 | 67.0 | 71.5 | 45.0 | 35.0 | 35.0 | 18.0 | 67.0 | 71.5 | 60.0 | 36.0 | 80.0 | 100.0 | 26.0 |
| FV180 | 250.0/56817 | 250.0/56817 | 8.0 | 180.0/40908 | 86.0 | 92.0 | 50.0 | 45.0 | 45.0 | 20.0 | 86.0 | 92.0 | 70.0 | 42.0 | 100.0 | 125.0 | 30.0 |
| FV250 | 300.0/68181 | 300.0/68181 | 8.0 | 250.0/56817 | 97.0 | 103.5 | 60.0 | 55.0 | 55.0 | 26.0 | 97.0 | 103.5 | 80.0 | 50.0 | 125.0 | 155.0 | 36.0 |
| FV315 | 480.0/109089 | 480.0/109089 | 10.0 | 315.0/71591 | 113.0 | 126.5 | 70.0 | 65.0 | 65.0 | 30.0 | 113.0 | 126.5 | 90.0 | 60.0 | 140.0 | 175.0 | 42.0 |

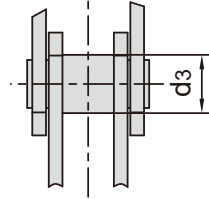
*Q 表示热处理后的抗拉强度

*Q denotes the tensile strength after hardened

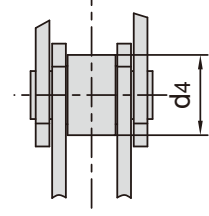
FV系列输送链 Conveyor chains (FV series)



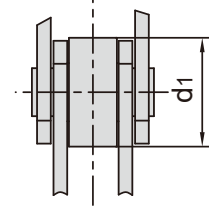
无滚子
without rollers



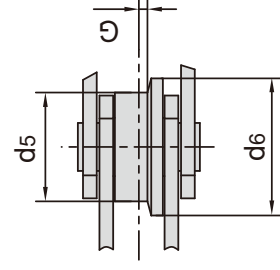
带S型小滚子
with S small rollers type



带P型大滚子
with P large rollers type

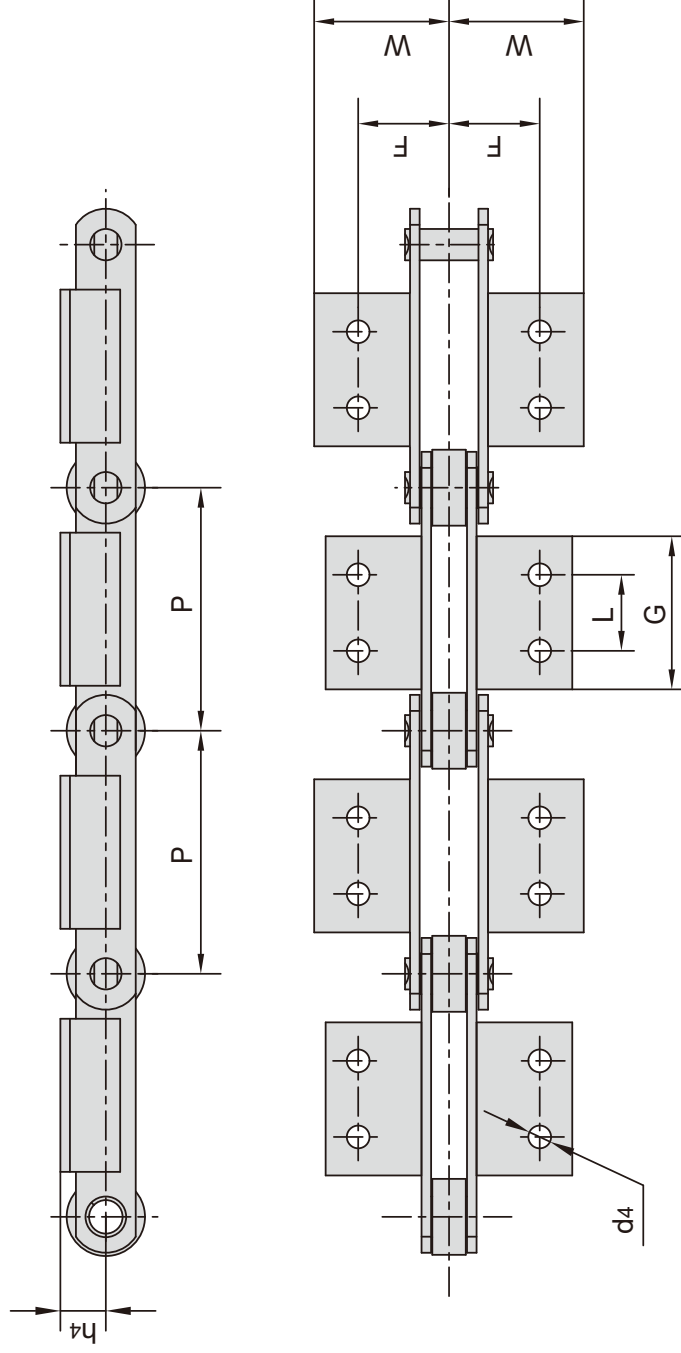


带F型带肩滚子
with F flanged rollers type



| 东华链号 Donghua Chain No. | 节距 Pitch | | 滚子直径 Roller diameter | | | | | 销轴直径 Pin diameter | | 销轴长度 Pin length | | 链板高度 Plate depth | 链板厚度 Plate thickness | 抗拉强度 Tensile strength | 每米长重 Weight per meter |
|------------------------------|-------------|----|----------------------------|-----------------|-----------------|-----------------|-----------------|-------------------------|-----------------|-----------------------|-----------------|------------------------|----------------------------|-----------------------------|--------------------------------|
| | P | mm | d1 max mm | d3 max mm | d4 max mm | d5 max mm | d6 max mm | G | d2 max mm | L max mm | Lc max mm | h2 max mm | t/T max mm | Q min kN/lbf | q kg/m |
| FV40F3-P-63 | 63.0 | | 32.0 | - | - | - | - | - | 10.0 | 38.1 | 41.5 | 45.0 | 4.0 | 80.0/17985 | 2.13 |
| FV63F11-P-100 | 100.0 | | 40.0 | - | - | - | - | - | 14.0 | 37.0 | - | 30.0 | 4.0 | 60.0/13488 | 3.89 |
| FV63F12-P-125 | 125.0 | | 40.0 | - | - | - | - | - | 10.0 | 44.5 | 48.0 | 30.0 | 4.0 | 63.0/14162 | 3.84 |
| FV90-B-50 | 50.0 | | - | 20.0 | - | - | - | - | 14.0 | 52.0 | 56.4 | 35.0 | 5.0 | 90.0/20453 | 6.10 |
| FV90F9-B-100 | 100.0 | | - | 20.0 | - | - | - | - | 14.0 | 60.2 | 64.6 | 35.0 | 6.0/8.0 | 90.0/20453 | 6.00 |
| FV90F10-B-100 | 100.0 | | - | 20.0 | - | - | - | - | 14.0 | 60.2 | 64.6 | 40.0 | 6.0/8.0 | 90.0/20453 | 6.83 |
| FV112-S-63 | 63.0 | | - | - | 32.0 | - | - | - | 16.0 | 63.0 | 67.5 | 40.0 | 6.0 | 112.0/25454 | 8.80 |
| FV140-B-80 | 80.0 | | - | 26.0 | - | - | - | - | 18.0 | 67.0 | 72.5 | 45.0 | 6.0 | 140.0/31473 | 8.55 |
| FV140-PF1-125 | 125.0 | | 65.0 | - | - | - | - | - | 18.0 | 67.0 | 71.5 | 45.0 | 6.0 | 140.0/31473 | 12.76 |
| FV140F27-F-125 | 125.0 | | - | - | - | 80.0 | 93.5 | 9.5 | 18.0 | 68.4 | 73.0 | 45.0 | 6.4 | 140.0/31473 | 17.00 |
| FV180-B-150 | 150.0 | | - | 30.0 | - | - | - | - | 20.0 | 85.5 | 92.0 | 50.0 | 8.0 | 180.0/40492 | 8.24 |

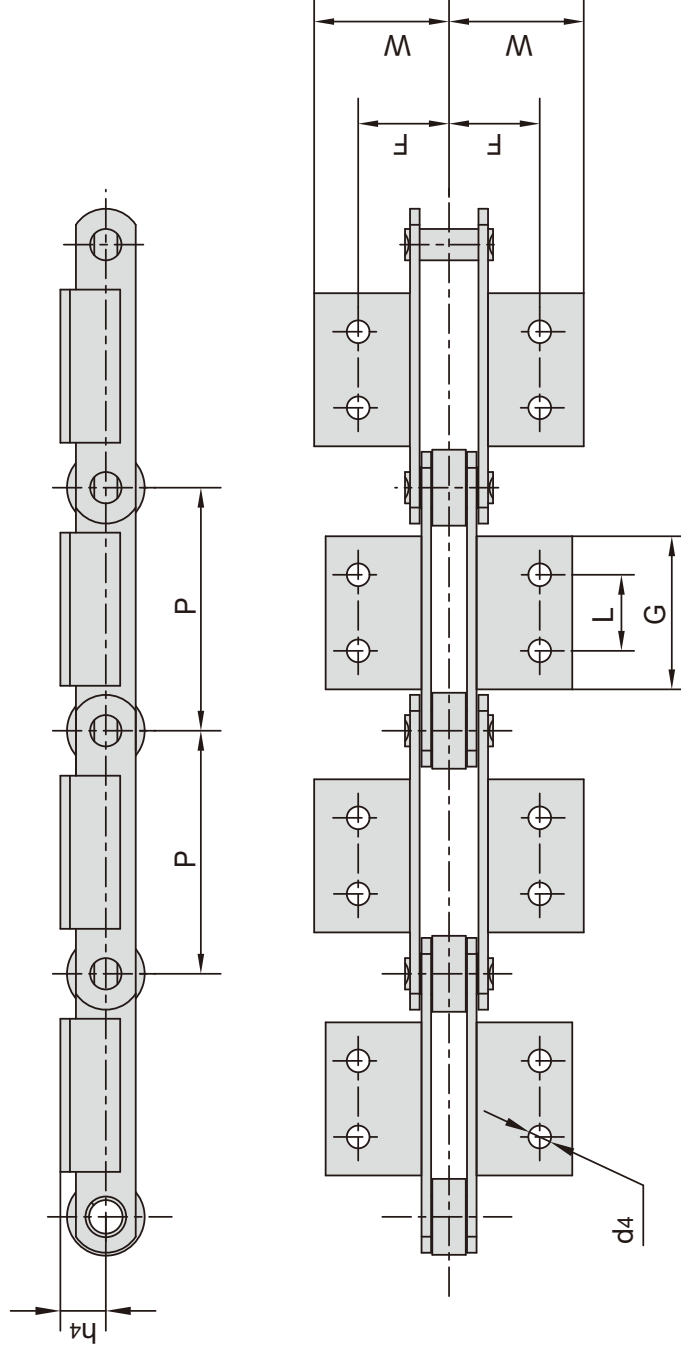
FV系列带附板输送机 Conveyor chains with attachments (FV series)



| DIN 链号 DIN Chain No. | P mm | L mm | G mm | d4 mm | F mm | W mm | h4 mm |
|-------------------------------|---------|---------|---------|----------|---------|---------|----------|
| FV40 | 50.0 | △ | 45.0 | 6.5 | 25.0 | 40.5 | 20.0 |
| | 63.0 | △ | 31.0 | | | | |
| | 80.0 | 25.0 | 45.0 | | | | |
| | 100.0 | 30.0 | 50.0 | | | | |
| | 125.0 | 30.0 | 60.0 | | | | |
| FV63 | 63.0 | △ | 40.0 | 8.4 | 34.0 | 50.0 | 30.0 |
| | 80.0 | 25.0 | 45.0 | | | | |
| | 100.0 | 30.0 | 50.0 | | | | |
| | 125.0 | 40.0 | 60.0 | | | | |
| | 160.0 | 50.0 | 70.0 | | | | |
| FV90 | 63.0 | △ | 30.0 | 8.4 | 40.0 | 64.0 | 35.0 |
| | 80.0 | 25.0 | 45.0 | | | | |
| | 100.0 | 30.0 | 50.0 | | | | |
| | 125.0 | 40.0 | 60.0 | | | | |
| | 160.0 | 50.0 | 70.0 | | | | |
| FV112 | 200.0 | 60.0 | 80.0 | 11.0 | 50.0 | 70.0 | 40.0 |
| | 250.0 | 65.0 | 85.0 | | | | |
| | 100.0 | 30.0 | 50.0 | | | | |
| | 125.0 | 40.0 | 65.0 | | | | |
| | 160.0 | 50.0 | 75.0 | | | | |
| | 200.0 | 65.0 | 90.0 | | | | |
| | 250.0 | 80.0 | 105.0 | | | | |

△附板带一个孔
△Attachments with 1 hole

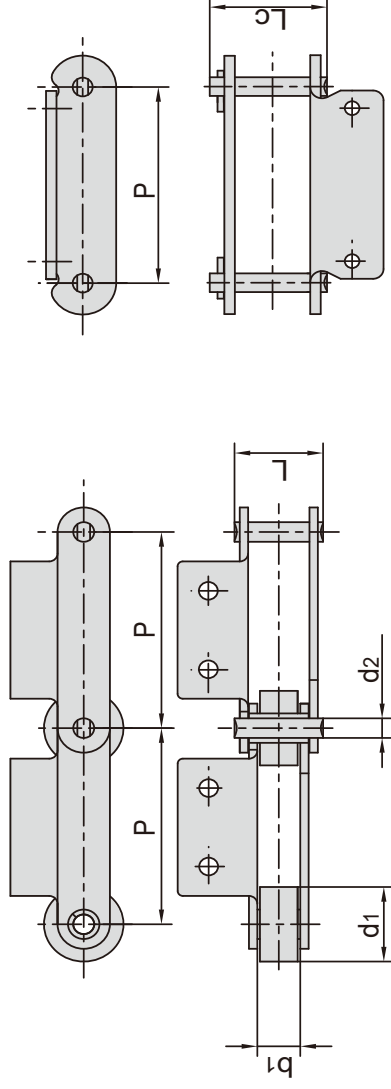
FV系列带附板输送链 Conveyor chains with attachments (FV series)



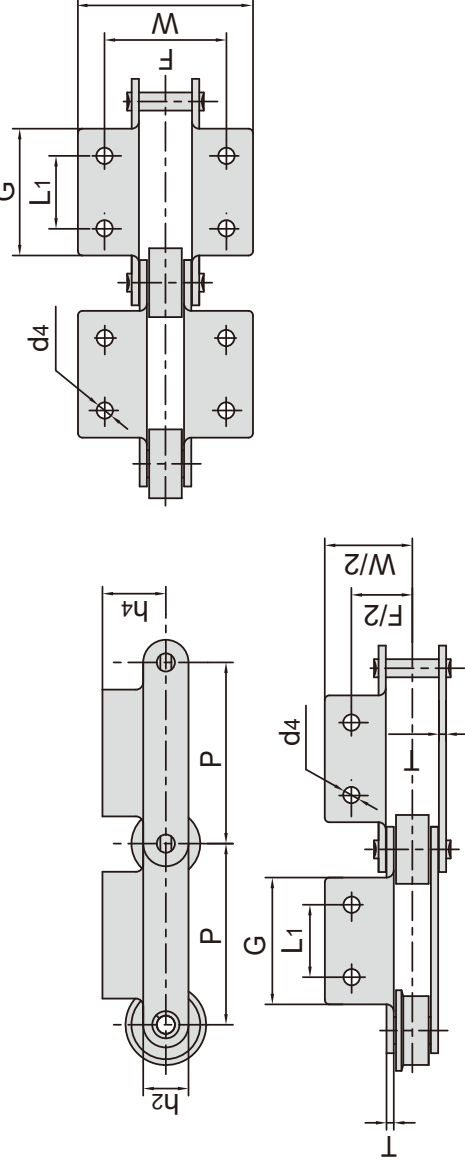
| DIN 链号 DIN Chain No. | P mm | L mm | G mm | d4 mm | F mm | W mm | h4 mm |
|-------------------------------|---------|---------|---------|----------|---------|---------|----------|
| FV140 | 100.0 | 30.0 | 55.0 | 11.0 | 50.0 | 81.0 | 45.0 |
| | 125.0 | 40.0 | 65.0 | | | | |
| | 160.0 | 50.0 | 75.0 | | | | |
| | 200.0 | 65.0 | 90.0 | | | | |
| | 250.0 | 80.0 | 105.0 | | | | |
| FV180 | 125.0 | 35.0 | 63.0 | 13.0 | 64.0 | 91.0 | 45.0 |
| | 160.0 | 50.0 | 80.0 | | | | |
| | 200.0 | 65.0 | 95.0 | | | | |
| | 250.0 | 80.0 | 110.0 | | | | |
| | 315.0 | 100.0 | 130.0 | | | | |
| FV250 | 160.0 | 50.0 | 80.0 | 14.0 | 69.0 | 106.0 | 55.0 |
| | 200.0 | 65.0 | 95.0 | | | | |
| | 250.0 | 80.0 | 110.0 | | | | |
| | 315.0 | 100.0 | 130.0 | | | | |
| | 400.0 | 100.0 | 130.0 | | | | |
| FV315 | 160.0 | △ | 50.0 | 14.0 | 85.0 | 130.0 | 60.0 |
| | 200.0 | 65.0 | 95.0 | | | | |
| | 250.0 | 80.0 | 110.0 | | | | |
| | 315.0 | 100.0 | 130.0 | | | | |
| | 400.0 | 100.0 | 130.0 | | | | |

△附板带一个孔
△Attachments with 1 hole

FV系列带附板输送带 Conveyor chains with attachments (FV series)



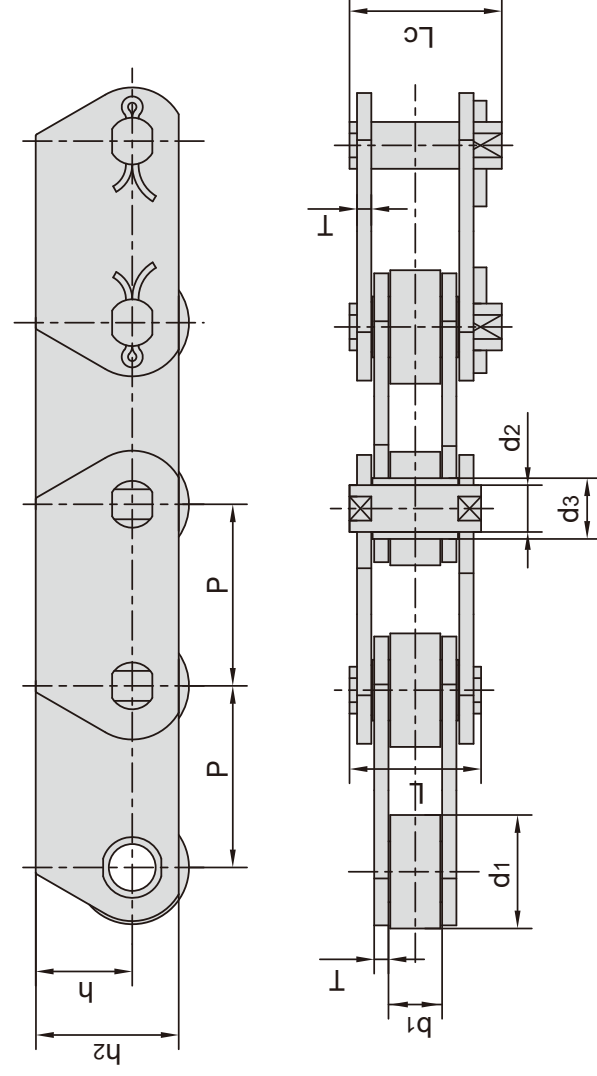
| 东华链号 Donghua Chain No. | 节距 Pitch P mm | 滚子直径 Roller diameter d1 max mm | 内节内宽 Width between inner plates b1 min mm | 销轴直径 Pin diameter d2 max mm | 销轴长度 Pin length Lc max mm | | 抗拉强度 Tensile strength Q min kN/lbf | 平均抗拉强度 Average tensile strength Q0 kN | 每米重量 Weight per meter q kg/m |
|------------------------------|------------------------|---|---|--|--|-----------------|---|--|---|
| | | | | | L max mm | Lc max mm | | | |
| FV40A2.02-P-40 | 40.00 | 32.00 | 18.00 | 10.00 | 36.0 | 40.0 | 40.0/8992 | 44.0 | 4.98 |
| FV63A2F4-S-100 | 100.00 | 26.00 | 22.00 | 12.00 | 46.0 | 50.0 | 63.0/14172 | 69.3 | 3.95 |
| FV90A2F1-P-85 | 85.00 | 50.00 | 25.00 | 14.00 | 52.0 | 56.5 | 90.0/20250 | 100.0 | 10.15 |
| FV90A2F1-P-100 | 100.00 | 50.00 | 25.00 | 14.00 | 52.0 | 56.5 | 90.0/20250 | 100.0 | 8.74 |
| FV112F1A1-P-100 | 100.00 | 55.00 | 30.00 | 16.00 | 71.0 | 76.5 | 180.0/40492 | 200.0 | 14.30 |
| FV112F1A1-P-80 | 80.00 | 55.00 | 30.00 | 16.00 | 71.0 | 76.5 | 180.0/40492 | 200.0 | 16.60 |
| FV112F14A2-P-125 | 125.00 | 55.00 | 30.00 | 16.00 | 63.0 | 67.5 | 112.0/25454 | 123.2 | 10.0 |
| FV180F21A2-P-160 | 160.00 | 80.00 | 45.00 | 20.00 | - | 90.0 | 180.0/40492 | 200.0 | 20.4 |
| FV250K2F8-P-250 | 250.00 | 80.00 | 55.00 | 26.00 | - | 107.5 | 250.0/56817 | 275.0 | 22.6 |



| 东华链号 Donghua Chain No. | P mm | L1 mm | G mm | F mm | W mm | h4 mm | h2 mm | d4 mm | T mm |
|------------------------------|---------|----------|---------|---------|---------|----------|----------|----------|---------|
| | | | | | | | | | |
| FV63A2F4-S-100 | 100.00 | 30.00 | 50.00 | 86.0 | 106.0 | 20.0 | 30.0 | 10.0 | 4.00 |
| FV90A2F1-P-85 | 85.00 | 40.00 | 60.00 | 80.0 | 109.2 | 40.0 | 35.0 | 9.5 | 5.00 |
| FV90A2F1-P-100 | 100.00 | 40.00 | 60.00 | 80.0 | 109.2 | 40.0 | 35.0 | 9.5 | 5.00 |
| FV112F1A1-P-100 | 100.00 | △ | 50.00 | 120.0 | 164.0 | 50.0 | 40.0 | 15.0 | 8.00 |
| FV112F1A1-P-80 | 80.00 | △ | 50.00 | 120.0 | 164.0 | 50.0 | 40.0 | 15.0 | 8.00 |
| FV112F14A2-P-125 | 125.00 | 40.00 | 65.00 | 100.0 | 130.0 | 40.0 | 40.0 | 11.0 | 6.00 |
| FV180F21A2-P-160 | 160.00 | 50.00 | 80.00 | 140.0 | 180.0 | 40.0 | 50.0 | 14.0 | 8.00 |
| FV250K2F8-P-250 | 250.00 | 80.00 | 120.00 | 140.0 | 191.0 | 50.0 | 60.0 | 14.0 | 8.00 |

△附板带一个孔
△Attachments with 1 hole

FVT系列输送链 Conveyor chains (FVT series)



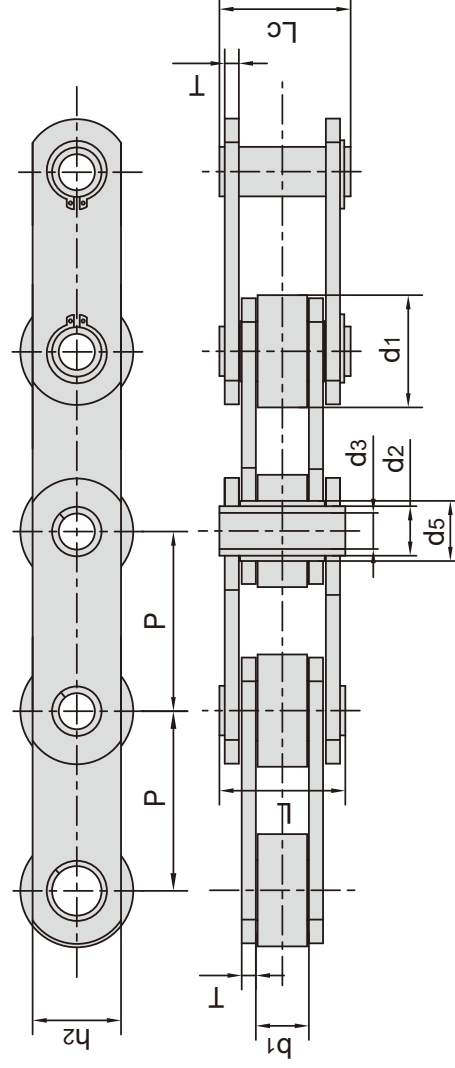
| DIN 链号 DIN Chain No. | 节距 Pitch P mm | | | | | | 滚子直径 Roller diameter d1 max mm | 销轴直径 Pin diameter d2 max mm | 套筒直径 Bush diameter d3 max mm | 链板厚度 Plate thickness T max mm |
|-------------------------------|------------------------|-------|-------|-------|-------|-------|---|--|---|--|
| | 40.0 | 50.0 | 63.0 | 80.0 | 100.0 | 125.0 | | | | |
| FVT40 | 40.0 | 50.0 | 63.0 | 80.0 | 100.0 | 125.0 | 32.0 | 10.0 | 15.0 | 3.0 |
| FVT63 | 63.0 | 80.0 | 100.0 | 125.0 | 160.0 | - | 40.0 | 12.0 | 18.0 | 4.0 |
| FVT90 | 63.0 | 80.0 | 100.0 | 125.0 | 160.0 | 200.0 | 48.0 | 14.0 | 20.0 | 5.0 |
| FVT112 | 100.0 | 125.0 | 160.0 | 200.0 | 250.0 | - | 55.0 | 16.0 | 22.0 | 6.0 |
| FVT140 | 100.0 | 125.0 | 160.0 | 200.0 | 250.0 | - | 60.0 | 18.0 | 25.0 | 6.0 |
| FVT180 | 125.0 | 160.0 | 200.0 | 250.0 | 315.0 | - | 70.0 | 20.0 | 30.0 | 8.0 |
| FVT250 | 160.0 | 200.0 | 250.0 | 315.0 | - | - | 80.0 | 26.0 | 36.0 | 8.0 |
| FVT315 | 160.0 | 200.0 | 250.0 | 315.0 | 400.0 | - | 90.0 | 30.0 | 42.0 | 10.0 |

| DIN 链号 DIN Chain No. | 内节内宽 Width between inner plates b1 min mm | | 销轴长度 Pin length L max mm | | | 链板高度 Plate depth h2 max mm | | 链板高度 Plate depth h max mm | | 抗拉强度 Tensile strength Q min kN/lbf | | 抗拉强度 Tensile strength *Q min kN/lbf | |
|-------------------------------|---|------|---|-----------------|-------|---|------|--|------|---|--------------|--|--|
| | 18.0 | 22.0 | 36.0 | Lc max mm | 39.0 | 35.0 | 22.5 | 25.0 | 27.5 | 30.0 | 40.0/9091 | 47.0/10681 | |
| FVT40 | 18.0 | 22.0 | 36.0 | 39.0 | 39.0 | 35.0 | 22.5 | 22.5 | 22.5 | 40.0/9091 | 47.0/10681 | | |
| FVT63 | 22.0 | 25.0 | 45.0 | 48.5 | 48.5 | 40.0 | 25.0 | 25.0 | 25.0 | 63.0/14317 | 75.0/17045 | | |
| FVT90 | 25.0 | 30.0 | 53.0 | 56.5 | 56.5 | 45.0 | 27.5 | 27.5 | 27.5 | 90.0/20453 | 115.0/26136 | | |
| FVT112 | 30.0 | 35.0 | 62.0 | 66.0 | 66.0 | 50.0 | 30.0 | 30.0 | 30.0 | 112.0/25452 | 170.0/38636 | | |
| FVT140 | 35.0 | 45.0 | 67.0 | 71.5 | 71.5 | 60.0 | 37.5 | 37.5 | 37.5 | 140.0/31815 | 180.0/40908 | | |
| FVT180 | 45.0 | 55.0 | 86.0 | 92.0 | 92.0 | 70.0 | 45.0 | 45.0 | 45.0 | 180.0/40908 | 250.0/56817 | | |
| FVT250 | 55.0 | 65.0 | 97.0 | 103.5 | 103.5 | 80.0 | 50.0 | 50.0 | 50.0 | 250.0/56817 | 300.0/68181 | | |
| FVT315 | 65.0 | | 113.0 | 126.5 | 126.5 | 90.0 | 55.0 | 55.0 | 55.0 | 315.0/71591 | 480.0/109089 | | |

*Q 表示热处理后的抗拉强度

*Q denotes the tensile strength after hardened

FVC系列空心销轴输送链 Hollow pin conveyor chains (FVC series)

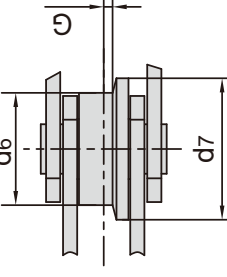
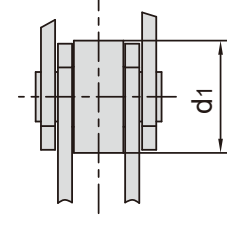
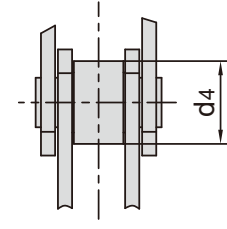
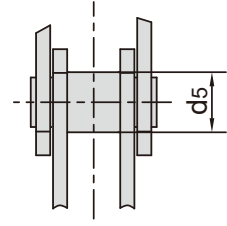


无滚子
without rollers

带S型小滚子
with S small rollers type

带P型大滚子
with P large rollers type

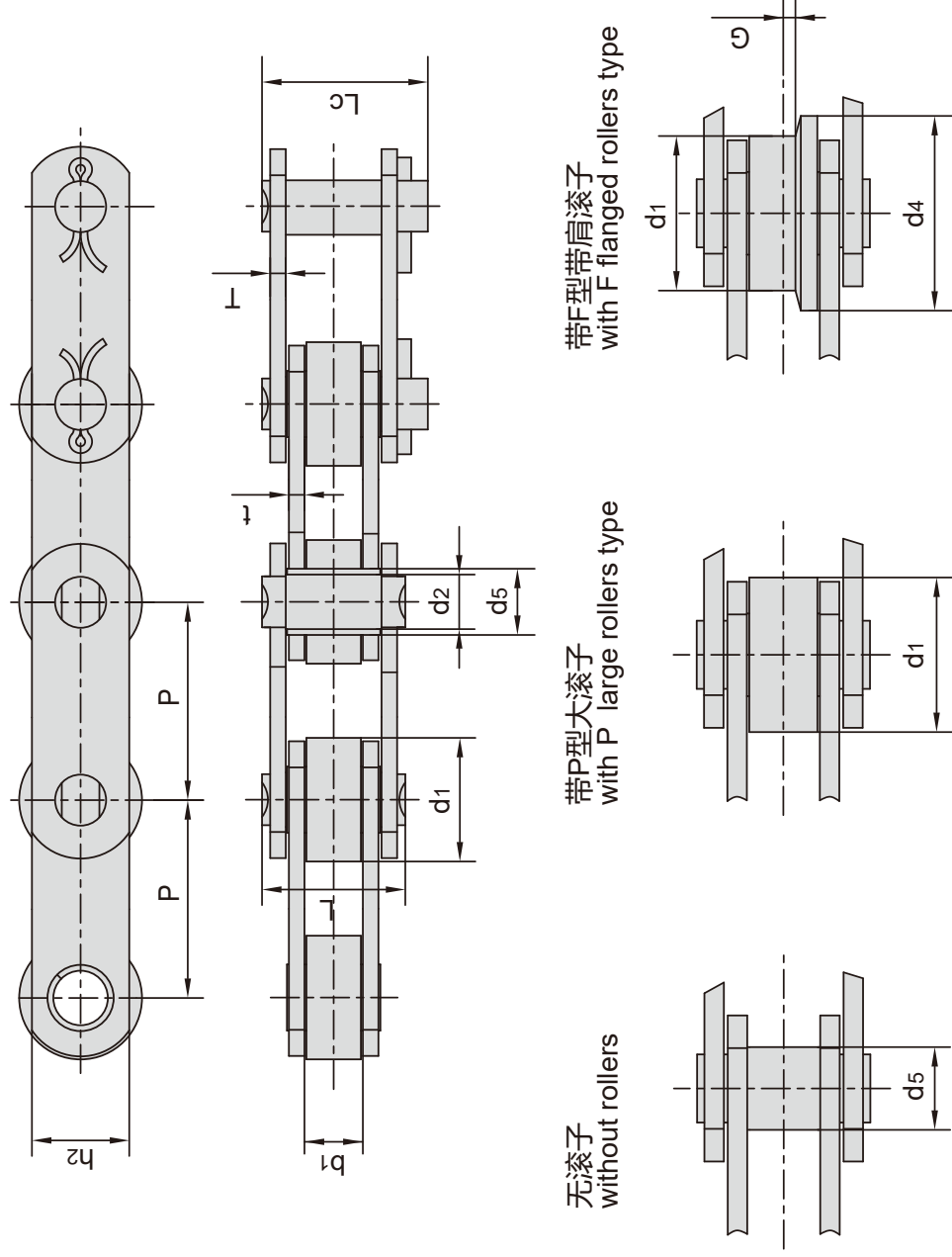
带F型带肩滚子
with F flanged rollers type



| DIN 链号 DIN Chain No. | 节距 Pitch | | | | | 滚子尺寸 Roller dimension | | | | |
|-------------------------------|-------------|-------|-------|-------|-------|-----------------------------|-----------------|-----------------|-----------------|---------|
| | mm | mm | mm | mm | mm | d1 max mm | d4 max mm | d6 max mm | d7 max mm | G mm |
| FVC63 | 63.0 | 80.0 | 100.0 | 125.0 | 160.0 | - | 26.0 | 50.0 | 63.0 | 5.0 |
| FVC90 | 63.0 | 80.0 | 100.0 | 125.0 | 160.0 | 200.0 | 30.0 | 63.0 | 78.0 | 6.5 |
| FVC112 | 100.0 | 125.0 | 160.0 | 200.0 | 250.0 | - | 32.0 | 72.0 | 90.0 | 7.5 |
| FVC140 | 100.0 | 125.0 | 160.0 | 200.0 | 250.0 | - | 36.0 | 80.0 | 100.0 | 9.0 |
| FVC180 | 125.0 | 160.0 | 200.0 | 250.0 | 315.0 | - | 42.0 | 100.0 | 125.0 | 13.0 |
| FVC250 | 160.0 | 200.0 | 250.0 | 315.0 | 400.0 | - | 50.0 | 125.0 | 155.0 | 15.0 |
| FVC315 | 160.0 | 200.0 | 250.0 | 315.0 | 400.0 | - | 60.0 | 140.0 | 175.0 | 18.0 |

| DIN 链号 DIN Chain No. | 内节内宽 Width between inner plates | | 销轴直径 Pin diameter | | 套筒直径 Bush diameter | 销轴长度 Pin length | | 链板厚度 Plate thickness | 链板高度 Plate depth | 抗拉强度 Tensile strength |
|-------------------------------|--|-----------------|-------------------------|-----------------|--------------------------|-----------------------|----------------|----------------------------|------------------------|-----------------------------|
| | b1 min mm | d2 max mm | d3 min mm | d5 max mm | L max mm | Lc max mm | T max mm | h2 max mm | Q min kN/lbf | |
| FVC63 | 22.0 | 12.0 | 8.0 | 18.0 | 45.0 | 50.5 | 4.0 | 30.0 | 46.0/10454 | |
| FVC90 | 25.0 | 14.0 | 10.0 | 20.0 | 53.0 | 56.5 | 5.0 | 35.0 | 73.0/16590 | |
| FVC112 | 30.0 | 16.0 | 11.0 | 22.0 | 62.0 | 63.0 | 6.0 | 40.0 | 90.0/20454 | |
| FVC140 | 35.0 | 18.0 | 12.0 | 26.0 | 67.0 | 68.5 | 6.0 | 45.0 | 110.0/25000 | |
| FVC180 | 45.0 | 20.0 | 14.0 | 30.0 | 86.0 | 88.0 | 8.0 | 50.0 | 145.0/32954 | |
| FVC250 | 55.0 | 26.0 | 18.0 | 36.0 | 97.0 | 103.5 | 8.0 | 60.0 | 215.0/48863 | |
| FVC315 | 65.0 | 30.0 | 20.0 | 42.0 | 117.0 | 121.5 | 10.0 | 70.0 | 295.0/67044 | |

Z系列输送链 Conveyor chains (Z series)



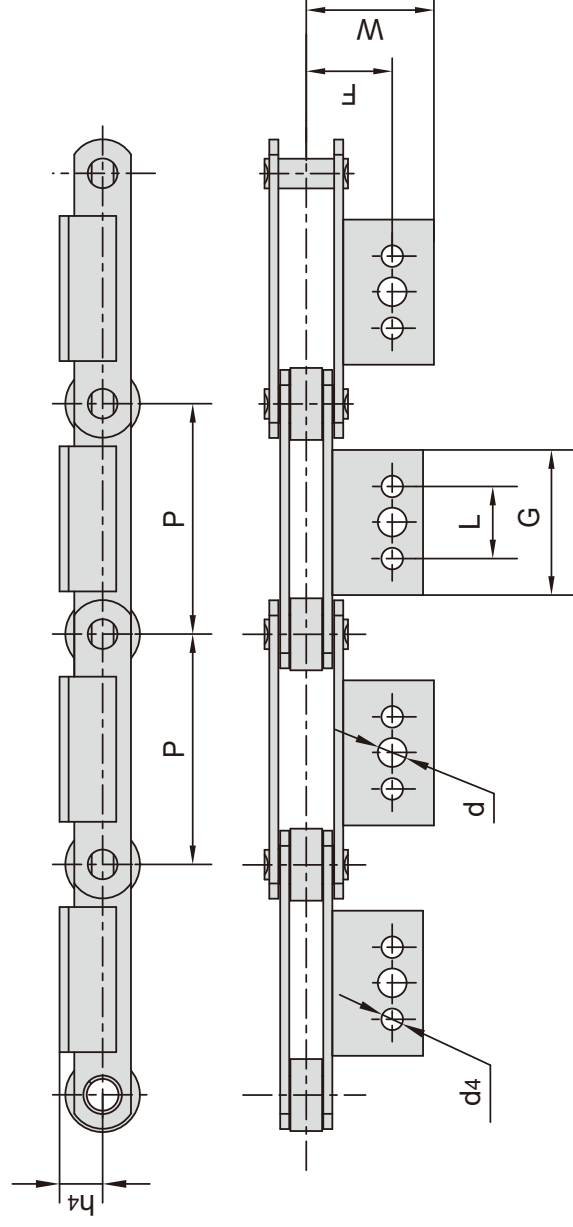
| 东华链条 Donghua Chain No. | 节距 Pitch | | | | 滚子尺寸 Roller dimension | | 套筒直径 Bush diameter | | | | |
|------------------------------|-------------|-------|-----------------|-----------------|-----------------------------|-----------------|--------------------------|-------|-------|-----|------|
| | P | mm | d1 max mm | d4 max mm | G | d5 max mm | | | | | |
| Z40 | 50.8 | 63.5 | 76.2 | 88.9 | 101.6 | 127.0 | 152.4 | 31.75 | 40.0 | 2.5 | 17.0 |
| Z100 | 76.2 | 88.9 | 101.6 | 127.0 | 152.4 | 177.8 | 203.2 | 47.50 | 60.0 | 3.5 | 23.0 |
| Z160 | 101.6 | 127.0 | 152.4 | 177.8 | 203.2 | 228.6 | 254.0 | 66.70 | 82.0 | 3.5 | 33.0 |
| Z300 | 152.4 | 177.8 | 203.2 | 254.0 | 304.8 | - | - | 88.90 | 114.0 | 8.5 | 38.0 |

| 东华链条 Donghua Chain No. | 内节内宽 Width between inner plates | | 销轴直径 Pin diameter | | 链板高度 Plate depth | | 销轴长度 Pin length | | 链板厚度 Plate thickness | | 抗拉强度 Tensile strength | |
|------------------------------|--|------|-------------------------|------|------------------------|------|-----------------------|-----------------|----------------------------|-------------|-----------------------------|---------------------|
| | b1 min mm | mm | d2 max mm | mm | h2 max mm | mm | L max mm | Lc max mm | t/T max mm | mm | Q min kN/lbf | *Q min kN/lbf |
| Z40 | 15.0 | 15.0 | 14.0 | 14.0 | 25.0 | 25.0 | 37.0 | 40.5 | 4.0 | 40.0/9091 | 50.0/11362 | |
| Z100 | 19.0 | 19.0 | 19.0 | 19.0 | 40.0 | 40.0 | 45.0 | 50.5 | 5.0/4.0 | 100.0/22725 | 130.0/29540 | |
| Z160 | 26.0 | 26.0 | 26.9 | 26.9 | 50.0 | 50.0 | 58.0 | 63.5 | 7.0/5.0 | 156.0/35451 | 200.0/45454 | |
| Z300 | 38.0 | 38.0 | 32.0 | 32.0 | 60.0 | 60.0 | 84.0 | 94.0 | 10.0/8.0 | 300.0/68175 | 380.0/86362 | |

* Q 表示热处理后的抗拉强度

* Q denotes the tensile strength after hardened

Z系列带附板输送链 Conveyor chains with attachments (Z series)



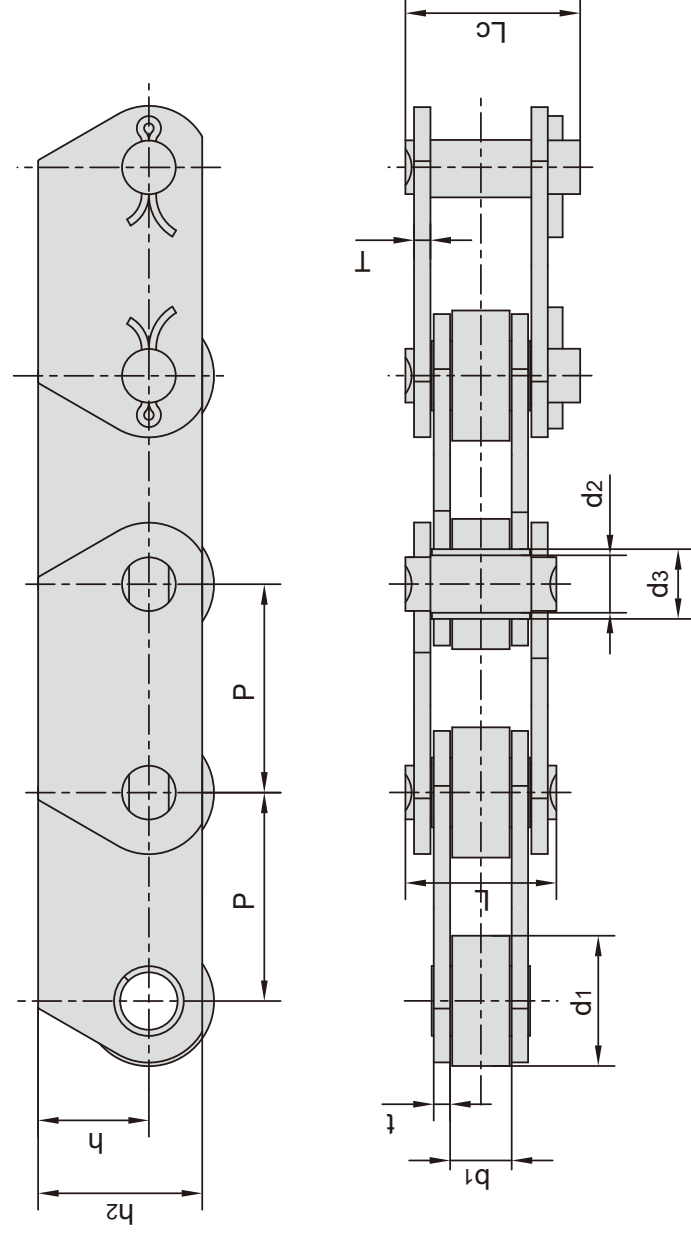
| 东华链号 Donghua Chain No. | P | L | G | d | d ₄ | F | W | h ₄ |
|------------------------------|-------|-------|-------|-------|----------------|------|-------|----------------|
| | mm | mm | mm | mm | mm | mm | mm | mm |
| Z40 | △ | 50.8 | - | 45.0 | | | 64.5 | |
| | △ ☆ | 63.5 | 22.2 | 43.0 | | | 56.0 | |
| | △ ☆ | 76.2 | | | | | 68.0 | |
| | ▲ | 88.9 | 31.8 | 50.0 | 10.7 | 38.1 | 56.0 | 19.0 |
| | ▲ | 101.6 | | 64.0 | | | 55.0 | |
| | ▲ | 127.0 | 57.2 | 84.0 | | | 56.0 | |
| Z100 | △ | 76.2 | - | 30.0 | | | | |
| | △ | 88.9 | | | | | | |
| | ▲ | 101.6 | 31.8 | 64.0 | | | | |
| | △ ☆ | 127.0 | 57.2 | 84.0 | 14.0 | 44.5 | 65.0 | 32.0 |
| | ▲ | 152.4 | | 114.5 | | | | |
| | △ ☆ | 177.8 | 80.0 | 110.0 | | | | |
| Z160 | △ ☆ | 203.2 | | | | | | |
| | △ | 101.6 | - | 35.0 | | | | |
| | △ ☆ | 127.0 | 31.7 | 56.0 | | | | |
| | △ ☆ | 152.4 | 57.2 | 84.0 | 15.5 | 54.0 | 77.0 | 38.0 |
| | △ ☆ | 177.8 | | | | | | |
| | △ ☆ | 203.2 | 100.0 | 130.0 | | | | |
| Z300 | △ ☆ | 228.6 | | 150.0 | | | | |
| | △ ☆ | 254.0 | 135.0 | 170.0 | | | | |
| | △ | 152.4 | 38.1 | 70.0 | | | | |
| | △ | 177.8 | 76.2 | 100.0 | 17.0 | 73.0 | 100.0 | 51.0 |
| | △ ☆ | 203.2 | | | | | | |
| | △ ☆ | 254.0 | 90.0 | 152.4 | | | | |
| △ ☆ | 304.8 | 190.0 | 225.0 | | | | | |

△表示附板带1个孔
△ attachments with 1 hole

☆表示附板带2个孔
☆ attachments with 2 holes

▲表示附板带3个孔
▲ attachments with 3 holes

ZE系列输送带 Conveyor chains (ZE series)

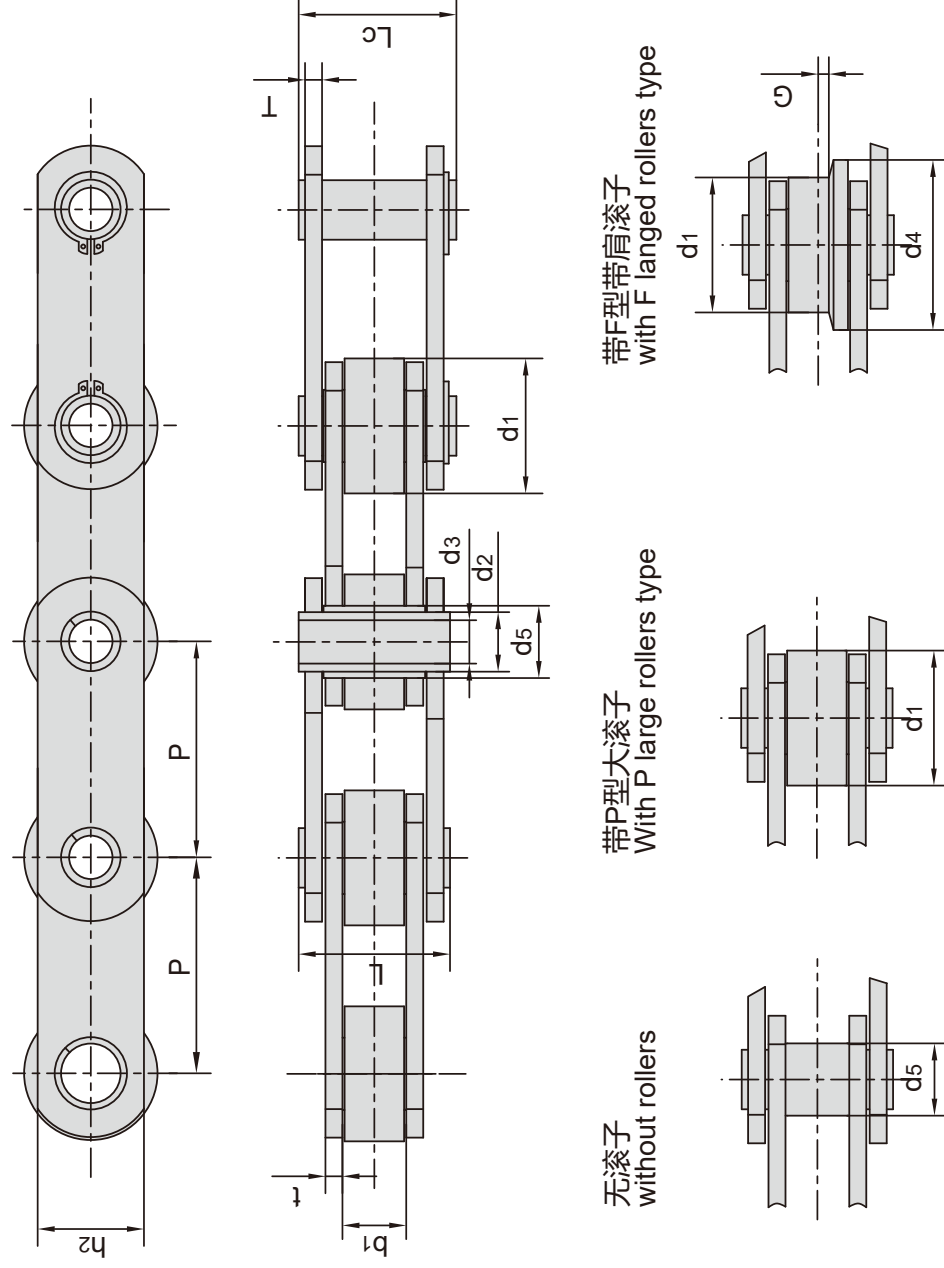


| 东华链号 Donghua Chain No. | 节距 Pitch | | | | 滚子直径 Roller diameter | 销轴直径 Pin diameter | 套筒直径 Bush diameter | | | |
|------------------------------|-------------|---------|---------|---------|----------------------------|-------------------------|--------------------------|-------|------|------|
| | P mm | P mm | P mm | P mm | | | | | | |
| ZE40 | 50.8 | 63.5 | 76.2 | 88.9 | 101.6 | 127.0 | 152.4 | 31.75 | 14.0 | 17.0 |
| ZE100 | 76.2 | 88.9 | 101.6 | 127.0 | 152.4 | 177.8 | 203.2 | 47.50 | 19.0 | 23.0 |
| ZE160 | 101.6 | 127.0 | 152.4 | 177.8 | 203.2 | 228.6 | 254.0 | 66.70 | 26.9 | 33.0 |
| ZE300 | 152.4 | 177.8 | 203.2 | 254.0 | 304.8 | - | - | 88.90 | 32.0 | 38.0 |

| 东华链号 Donghua Chain No. | 内节内宽 Width between inner plates | | 销轴长度 Pin length | | 链板高度 Plate depth | | 链板厚度 Plate thickness | | 抗拉强度 Tensile strength | |
|------------------------------|--|-----------------|-----------------------|-----------------|------------------------|----------------|----------------------------|------------------|-----------------------------|---------------------|
| | b1 min mm | b1 max mm | L max mm | Lc max mm | h2 max mm | h max mm | t/T max mm | t/T min mm | Q min kN/lbf | *Q min kN/lbf |
| ZE40 | 15.0 | 37.0 | 37.0 | 40.5 | 40.0 | 27.0 | 4.0 | 40.0/9091 | 60.0/13636 | |
| ZE100 | 19.0 | 45.0 | 45.0 | 50.5 | 50.0 | 30.0 | 5.0/4.0 | 100.0/22725 | 160.0/36360 | |
| ZE160 | 26.0 | 58.0 | 58.0 | 63.5 | 70.0 | 45.0 | 7.0/5.0 | 160.0/36360 | 200.0/45454 | |
| ZE300 | 38.0 | 84.0 | 84.0 | 94.0 | 90.0 | 60.0 | 10.0/8.0 | 300.0/68175 | 380.0/86362 | |

*Q 表示热处理后的抗拉强度
*Q denotes the tensile strength after hardened

ZC系列空心销轴输送链 Hollow pin conveyor chains (ZC series)



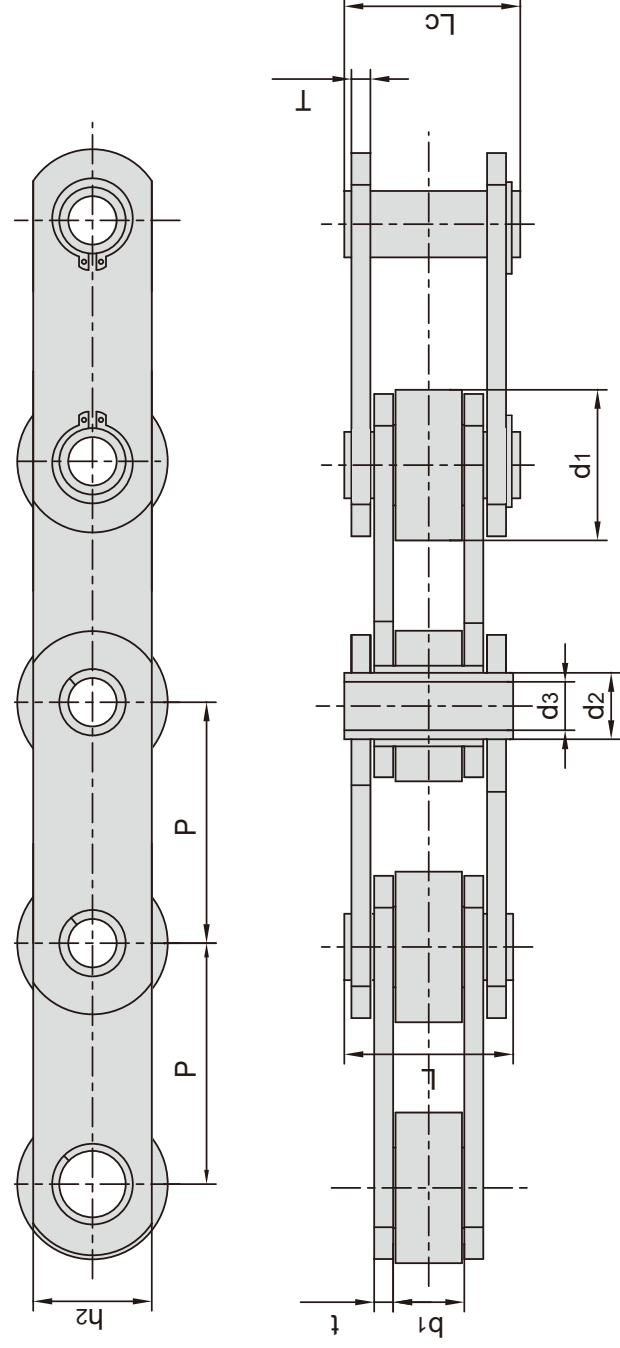
| 东华链号 Donghua Chain No. | 节距 Pitch | | 滚子尺寸 Roller dimension | | 套筒直径 Bush diameter | 链板高度 Plate depth | |
|------------------------------|-------------|-------|-----------------------------|-----------|--------------------------|------------------------|------|
| | P | mm | d1 max | d4 max | | | G |
| ZC21 | 38.1 | 76.2 | 50.8 | 63.5 | - | 11.0 | 18.0 |
| ZC40 | 50.8 | 88.9 | 63.5 | 76.2 | 101.6 | 17.0 | 25.0 |
| ZC60 | 76.2 | 127.0 | 88.9 | 101.6 | 152.4 | 23.0 | 40.0 |
| ZC150 | 101.6 | 177.8 | 127.0 | 152.4 | 203.2 | 33.0 | 50.0 |
| ZC300 | 152.4 | 254.0 | 177.8 | 203.2 | 254.0 | 38.0 | 60.0 |

| 东华链号 Donghua Chain No. | 内节内宽 Width between inner plates | | 销轴直径 Pin diameter | | 销轴长度 Pin length | | 链板厚度 Plate thickness | 抗拉强度 Tensile strength | |
|------------------------------|--|-----------|-------------------------|-----------|-----------------------|-----------|----------------------------|-----------------------------|-------------|
| | b1 min | b1 max | d2 max | d3 min | L max | Lc max | | Q min | *Q min |
| ZC21 | 12.7 | 12.7 | 9.0 | 6.5 | 26.0 | 27.5 | 2.5 | 21.0/4772 | 27.1/6159 |
| ZC40 | 15.0 | 15.0 | 14.0 | 10.2 | 36.4 | 37.7 | 4.0 | 40.0/9091 | 50.0/11362 |
| ZC60 | 19.0 | 19.0 | 19.0 | 13.2 | 45.0 | 46.5 | 5.0/4.0 | 60.0/13636 | 120.0/27270 |
| ZC150 | 26.0 | 26.0 | 26.9 | 20.2 | 58.0 | 60.5 | 7.0/5.0 | 150.0/34087 | 190.0/43177 |
| ZC300 | 38.0 | 38.0 | 32.0 | 22.5 | 83.0 | 85.0 | 10.0/8.0 | 300.0/68175 | 380.0/86362 |

*Q 表示热处理后的抗拉强度

*Q denotes the tensile strength after hardened

非标空心销轴输送链 Non-standard hollow pin conveyor chains



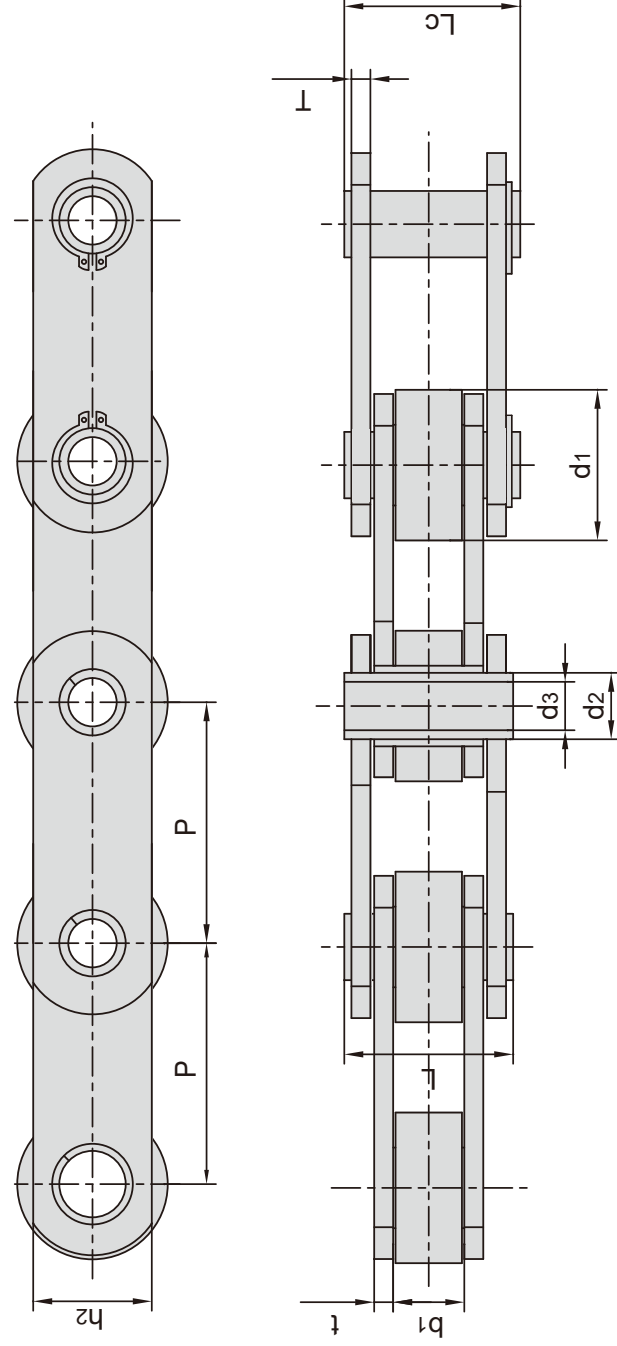
| 东华链号 Donghua Chain No. | 节距 | 滚子直径 | 内节内宽 | 销轴直径 | | 销轴长度 | | 链板高度 | 链板厚度 | 抗拉强度 | 平均抗拉强度 | 每米重量 |
|------------------------------|--------|-----------|-----------|-----------|-----------|----------|-----------|-----------|------------|------------|--------|------|
| | P | d1 max | b1 min | d2 max | d3 min | L max | Lc max | h2 max | t/T max | Q min | Q0 | q |
| | mm | mm | mm | mm | mm | mm | mm | mm | mm | kN/lbf | kN | kg/m |
| MC18F1-P-40 | 40.00 | 22.00 | 9.00 | 9.00 | 6.20 | 23.00 | 24.50 | 18.0 | 2.5 | 21.0/4721 | 23.1 | 1.57 |
| MC21F1-P-76.2 | 76.20 | 25.40 | 12.70 | 9.00 | 6.60 | 26.00 | 27.50 | 19.0 | 2.5 | 21.0/4721 | 23.1 | 1.50 |
| MC28F1-P-80 | 80.00 | 36.00 | 20.00 | 12.00 | 8.50 | 36.80 | 38.00 | 25.0 | 3.0 | 42.0/9442 | 46.0 | 3.24 |
| *MC28F2-B-63 | 63.00 | 17.50 | 20.00 | 13.00 | 8.20 | 38.80 | 40.00 | 25.0 | 3.5 | 28.0/6275 | 31.0 | 2.35 |
| MC35F1-P-35 | 35.00 | 20.00 | 25.00 | 9.00 | 6.00 | 29.00 | 31.00 | 20.0 | 2.5 | 27.0/6070 | 30.0 | 2.08 |
| MC35F2-P-50 | 50.00 | 31.00 | 15.00 | 14.00 | 10.20 | 35.00 | 37.00 | 25.0 | 4.0 | 40.0/8992 | 44.0 | 3.46 |
| MC37F1-P-35 | 35.00 | 20.00 | 16.00 | 14.00 | 10.40 | 30.00 | 31.70 | 26.0 | 2.5 | 37.0/8318 | 40.0 | 2.10 |
| MC40-PF1-100 | 100.00 | 35.00 | 23.40 | 14.00 | 10.20 | 36.00 | 37.50 | 25.0 | 4.0 | 40.0/8992 | 44.0 | 2.79 |
| MC40F9-P-50 | 50.00 | 35.00 | 17.00 | 14.00 | 10.20 | 37.00 | 38.50 | 30.0 | 4.0 | 49.0/11015 | 55.0 | 5.10 |
| MC40F11-P-50.8 | 50.80 | 38.10 | 15.50 | 14.28 | 10.20 | 37.00 | 38.50 | 27.0 | 4.0 | 40.0/8992 | 44.0 | 5.00 |
| MC40F21-P-50.8 | 50.80 | 38.10 | 15.50 | 14.28 | 9.70 | 37.00 | - | 27.0 | 4.0 | 50.0/11241 | 55.0 | 5.17 |
| MC40F28-P-50.8 | 50.80 | 38.10 | 15.80 | 14.28 | 9.70 | 37.00 | 49.50 | 27.0 | 4.0 | 60.0/13489 | 66.0 | 5.10 |
| MC40F29-P-50.8 | 50.80 | 38.10 | 14.50 | 13.00 | 10.05 | 37.70 | 39.00 | 28.0 | 4.8/4.0 | 40.0/8992 | 44.0 | 4.89 |
| *MC40F24-B-60 | 60.00 | 18.00 | 22.00 | 14.00 | 10.00 | 43.40 | 44.50 | 27.0 | 4.0 | 50.0/11240 | 55.0 | 3.90 |
| *MC40F12-B-75 | 75.00 | 20.00 | 22.00 | 14.00 | 10.20 | 41.00 | 42.10 | 30.0 | 3.0 | 40.0/8992 | 44.0 | 2.48 |
| MC56F1-S-80 | 80.00 | 30.00 | 24.00 | 16.00 | 10.20 | 45.50 | 47.00 | 35.0 | 4.0 | 56.0/12600 | 62.0 | 4.64 |
| MC56F1-P-80 | 80.00 | 50.00 | 24.00 | 16.00 | 10.20 | 45.50 | 47.00 | 35.0 | 4.0 | 56.0/12600 | 62.0 | 7.39 |
| MC56F5-P-80 | 80.00 | 50.00 | 24.00 | 15.50 | 10.20 | 53.50 | 55.00 | 35.0 | 6.0 | 67.5/15174 | 75.0 | 8.50 |
| MC56-P-85 | 85.00 | 50.00 | 24.00 | 15.50 | 10.20 | 45.50 | 47.00 | 35.0 | 4.0 | 56.0/12600 | 62.0 | 6.91 |
| MC56F2-P-100 | 100.00 | 50.00 | 23.00 | 16.00 | 10.20 | 45.50 | 47.00 | 35.0 | 4.0 | 56.0/12600 | 62.0 | 6.27 |

*套筒链：表中滚子直径d1为套筒直径

*Bush chain: d1 in the table indicates the external diameter of the bush.

非标空心销轴输送链

Non-standard hollow pin conveyor chains



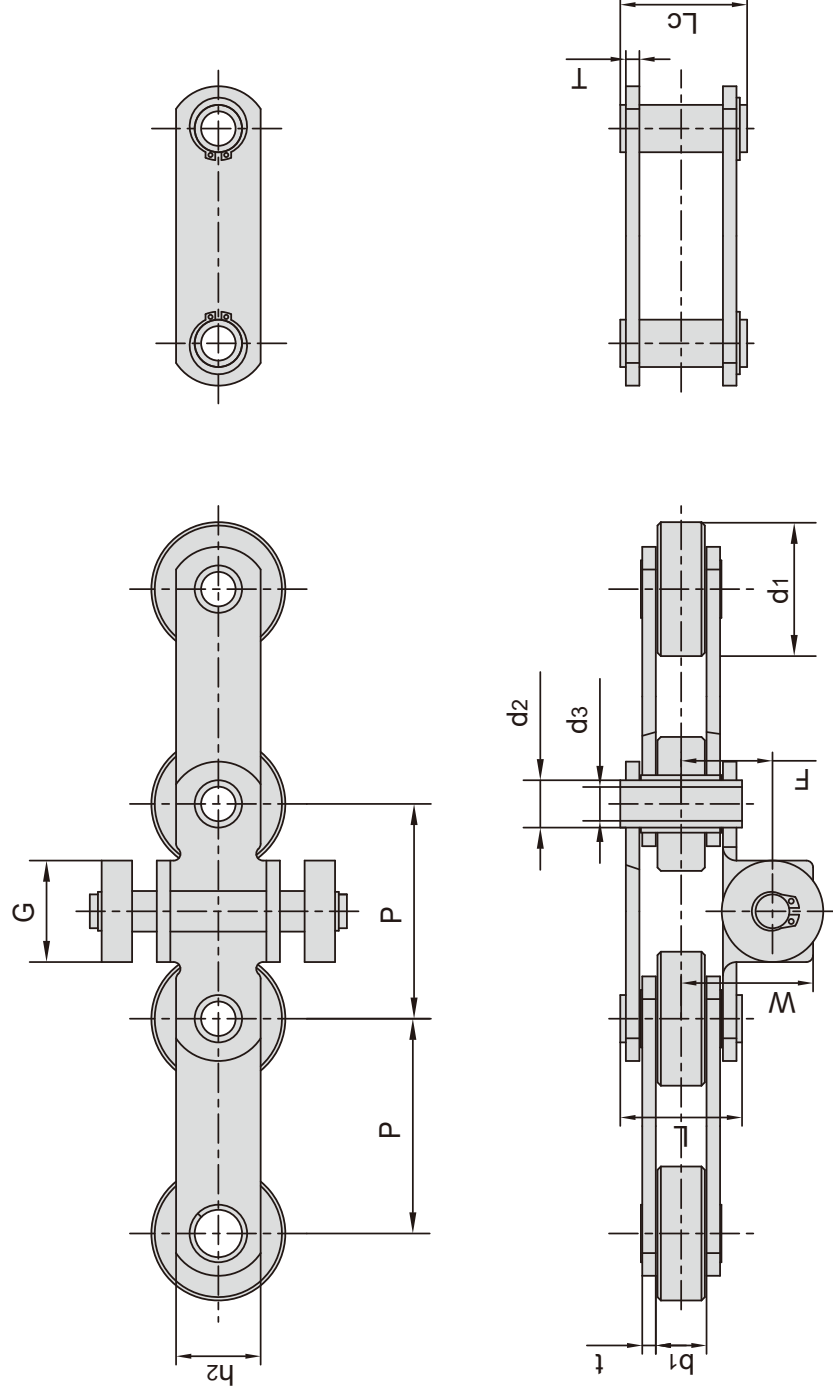
| 东华链号 Donghua Chain No. | 节距 Pitch | 滚子直径 Roller diameter | 内节内宽 Width between inner plates | 销轴直径 Pin diameter | | 销轴长度 Pin length | | 链板高度 Inner plate depth | 链板厚度 Plate thickness | 抗拉强度 Tensile strength | 平均抗拉强度 Average tensile strength | 每米重量 Weight per meter |
|------------------------------|-------------|----------------------------|--|-------------------------|-----------------|-----------------------|-----------------|---------------------------------|----------------------------|-----------------------------|--|--------------------------------|
| | P | d1 max mm | b1 min mm | d2 max mm | d3 min mm | L max mm | Lc max mm | h2 max mm | t/T max mm | Q min kN/lbf | Q0 kN | q kg/m |
| MC56F6-P-100 | 100.00 | 50.00 | 24.00 | 15.50 | 10.20 | 50.00 | 51.30 | 35.0 | 5.0 | 56.0/12600 | 62.0 | 6.80 |
| MC60F7-P-152.4 | 152.40 | 47.50 | 19.00 | 19.00 | 12.50 | 45.00 | 46.50 | 40.0 | 5.0/4.0 | 120.0/27000 | 132.0 | 4.97 |
| MC60F7-P-203.2 | 203.20 | 47.50 | 19.00 | 19.00 | 12.50 | 45.00 | 46.50 | 40.0 | 5.0/4.0 | 120.0/27000 | 132.0 | 4.43 |
| MC60F10-P-127 | 127.00 | 47.50 | 19.00 | 19.00 | 13.20 | 42.00 | 44.00 | 40.0 | 5.0/4.0 | 60.0/13489 | 66.0 | 5.34 |
| MC60F12-P-88.9 | 88.90 | 47.50 | 19.00 | 19.00 | 13.90 | 45.00 | 46.50 | 40.0 | 5.0/4.0 | 60.0/13489 | 66.0 | 6.38 |
| MC60F14-P-101.6 | 101.60 | 50.00 | 33.10 | 19.00 | 13.20 | 66.50 | 68.00 | 40.0 | 6.4 | 100.0/22480 | 110.0 | 9.74 |
| *MC60F15-B-101.6 | 101.60 | 24.00 | 19.00 | 19.00 | 13.20 | 45.00 | 46.50 | 40.0 | 5.0/4.0 | 60.0/13489 | 66.0 | 4.19 |
| MC112F1-P-100 | 100.00 | 70.00 | 32.00 | 22.00 | 16.30 | 67.00 | 68.50 | 50.0 | 6.0 | 112.0/25195 | 123.2 | 14.91 |
| *MC220-B-152.4 | 152.40 | 33.00 | 26.00 | 27.50 | 19.43 | 60.00 | 61.40 | 55.0 | 7.5/5.5 | 220.0/49484 | 242.0 | 7.80 |
| MC150F2-P-110 | 110.00 | 66.70 | 25.40 | 26.90 | 20.20 | 58.00 | 60.50 | 51.0 | 7.1/5.1 | 106.7/24003 | 118.0 | 13.50 |
| MC300F1-F-254 | 254.00 | 95.00 | 38.00 | 46.00 | 36.00 | 95.00 | 97.00 | 75.0 | 13.0/8.0 | 392.0/88126 | 431.2 | 22.50 |
| MC300F2-F-203.2 | 203.20 | 88.90 | 38.00 | 32.00 | 19.60 | 83.00 | 85.00 | 60.0 | 10.0/8.0 | 300.0/67479 | 330.0 | 20.30 |
| *FVC63F1-B-40 | 40.00 | 18.00 | 22.00 | 12.00 | 8.20 | 47.50 | 49.00 | 35.0 | 5.0 | 46.0/10348 | 51.0 | 5.34 |
| *FVC63F2-B-50 | 50.00 | 17.00 | 22.00 | 12.00 | 8.20 | 41.00 | 42.00 | 25.0 | 3.0 | 30.0/6750 | 33.0 | 2.24 |
| FVC63F3-P-63 | 63.00 | 40.00 | 22.00 | 11.70 | 8.10 | 44.00 | 46.00 | 30.0 | 4.0 | 46.0/10348 | 51.0 | 5.83 |
| FVC63F15-P-63 | 63.00 | 40.00 | 21.50 | 12.00 | 8.30 | 42.00 | 44.00 | 30.0 | 4.0 | 46.0/10348 | 51.0 | 5.85 |
| FVC90F1-P-63 | 63.00 | 42.00 | 25.00 | 14.00 | 10.20 | 52.00 | 53.50 | 35.0 | 5.0 | 73.0/16422 | 80.0 | 5.33 |
| FVC90F6-F-125 | 125.00 | 63.00 | 25.00 | 18.50 | 14.30 | 52.00 | 53.50 | 35.0 | 5.0 | 73.0/16422 | 80.0 | 8.20 |
| FVC112F2-P-100 | 100.00 | 95.00 | 30.00 | 17.00 | 11.20 | 60.20 | 61.50 | 40.0 | 6.0 | 130.0/29225 | 143.0 | 9.69 |
| *FVC140F1-B-80 | 80.00 | 26.00 | 35.00 | 18.00 | 12.50 | 65.00 | 67.00 | 46.0 | 6.0 | 110.0/24745 | 120.0 | 7.80 |
| FVC140F7-F-160 | 160.00 | 60.00 | 35.00 | 18.00 | 12.00 | 67.00 | 69.30 | 45.0 | 6.0 | 110.0/24745 | 120.0 | 6.40 |
| FVC140F6-P-109 | 109.00 | 50.00 | 28.00 | 18.00 | 12.00 | 56.00 | 57.50 | 40.0 | 5.0 | 60.0/13489 | 66.0 | 8.00 |

*套筒链: 表中滚子直径d1为套筒直径

*Bush chain: d1 in the table indicates the external diameter of the bush.

非标空心销轴输送链

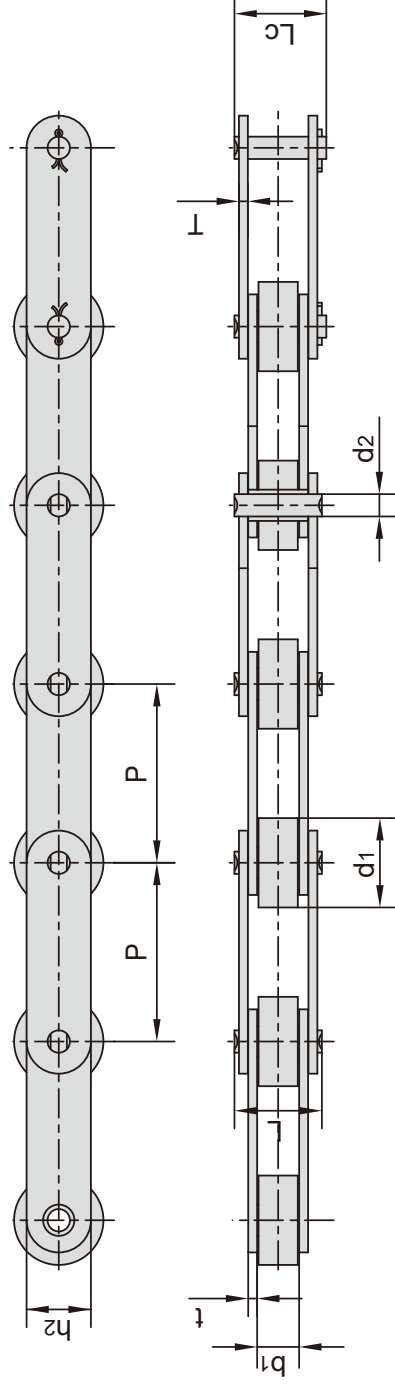
Non-standard hollow pin conveyor chains



| 东华链号 Donghua Chain No. | 节距 Pitch | 滚子直径 Roller diameter | 内节内宽 Width between inner plates | | 销轴直径 Pin diameter | | 销轴长度 Pin length | | 内链板高度 Inner plate depth | 链板厚度 Plate thickness |
|------------------------------|-------------|----------------------------|--|-----------------|-------------------------|-----------------|-----------------------|-----------------|----------------------------------|----------------------------|
| | | | d1 max mm | b1 min mm | d2 max mm | d3 min mm | L max mm | Lc max mm | | |
| MC40F25-P-63.5 | 63.50 | 39.60 | 15.00 | 14.00 | 10.00 | 36.0 | 37.5 | 25.00 | 4.00 | |

| 东华链号 Donghua Chain No. | 附件尺寸 Attachment dimensions | | 抗拉强度 Tensile strength | 每米重量 Weight per meter |
|------------------------------|----------------------------------|---------|-----------------------------|--------------------------------|
| | F mm | W mm | | |
| MC40F25-P-63.5 | 30.00 | 42.00 | 40.0/8992 | 4.83 |

输送链 Conveyor chains

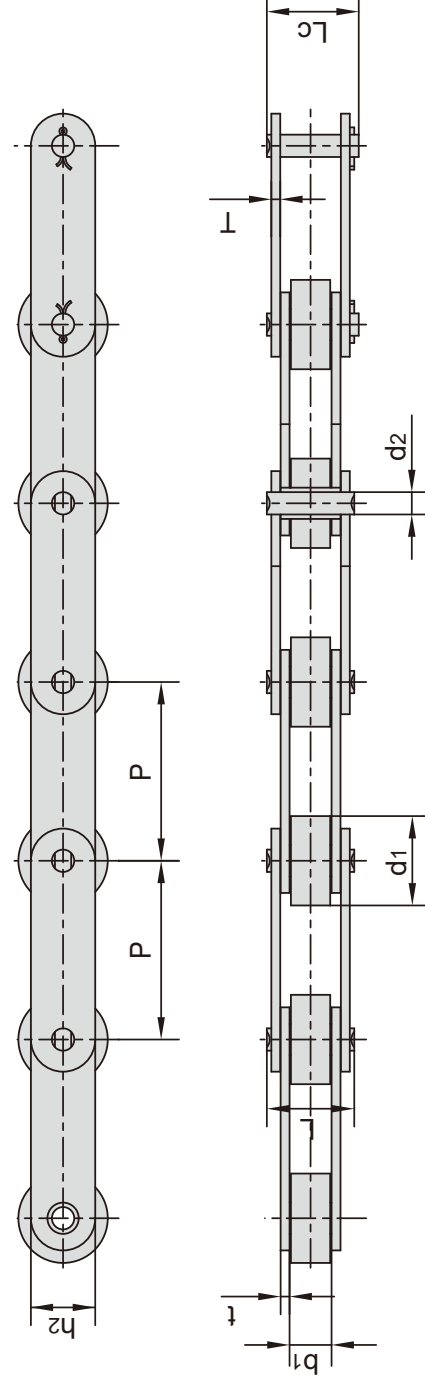


| 东华链号 Donghua Chain No. | 节距 Pitch | 滚子直径 Roller diameter | 内节内宽 Width between inner plates | 销轴直径 Pin diameter | 销轴长度 Pin length | | 链板高度 Inner plate depth | 链板厚度 Plate thickness | 抗拉强度 Tensile strength | 平均抗拉强度 Average tensile strength | 每米长重 Weight per meter |
|------------------------------|-------------|----------------------------|--|-------------------------|-----------------------|-----------------|---------------------------------|----------------------------|-----------------------------|--|--------------------------------|
| | P mm | d1 max mm | b1 min mm | d2 max mm | L max mm | Lc max mm | h2 max mm | t/T max mm | Q min kN/lbf | Q0 kN | q kg/m |
| P12.7F15 | 12.700 | 8.51 | 7.30 | 4.45 | 16.80 | 19.20 | 7.00 | 1.60 | 6.0/1349 | 6.60 | 0.53 |
| P15.875 | 15.875 | 12.70 | 11.00 | 3.66 | 18.70 | 19.90 | 8.00 | 0.60 | 3.0/674 | 3.30 | 0.80 |
| *P19.05 | 19.050 | 12.07 | 12.50 | 7.50 | 31.60 | 33.60 | 20.00 | 4.15/3.25 | 50.0/11240 | 55.0 | 2.56 |
| P19.05F1 | 19.050 | 11.91 | 9.90 | 5.72 | 26.00 | 28.60 | 17.00 | 3.00 | 30.0/6744 | 33.0 | 1.84 |
| P19.05F2 | 19.050 | 14.25 | 13.00 | 7.80 | 33.20 | 36.20 | 19.40 | 4.00/3.70 | 40.0/8992 | 44.0 | 2.92 |
| P19.05F5 | 19.050 | 14.20 | 12.70 | 7.10 | 29.50 | 31.70 | 19.00 | 3.25 | 30.0/6744 | 33.0 | 2.47 |
| P19.05F6 | 19.050 | 14.24 | 12.72 | 7.80 | 31.50 | 31.50 | 18.80 | 4.00/3.10 | 58.8/13218 | 64.7 | 2.67 |
| P20F1 | 20.000 | 12.00 | 16.00 | 6.00 | 32.10 | 34.50 | 18.00 | 3.00 | 35.5/7986 | 39.1 | 2.11 |
| P22 | 22.000 | 14.00 | 14.00 | 8.00 | 37.00 | 40.00 | 40.00 | 5.00/4.00 | 40.0/8992 | 44.0 | 4.10 |
| P22.23F1 | 22.230 | 14.00 | 12.20 | 6.00 | 27.50 | 29.50 | 17.78 | 2.80 | 30.0/6744 | 33.0 | 1.80 |
| P25F4 | 25.000 | 15.00 | 18.00 | 7.00 | 34.50 | 37.50 | 21.00 | 3.00 | 45.0/10116 | 49.5 | 2.55 |
| P25F5 | 25.000 | 15.88 | 17.02 | 8.28 | 36.10 | - | 21.00 | 4.15/3.10 | 60.0/13488 | 69.0 | 2.84 |
| P25F7 | 25.000 | 11.91 | 13.00 | 5.94 | 26.80 | 29.20 | 20.50 | 2.42 | 30.0/6744 | 33.0 | 1.85 |
| P25.4F5 | 25.400 | 14.00 | 12.70 | 7.50 | 30.00 | 33.00 | 22.50 | 3.50/3.00 | 50.0/11240 | 55.0 | 2.47 |
| P25.4F8 | 25.400 | 12.70 | 12.70 | 7.00 | 28.50 | 30.50 | 20.80 | 3.00 | 45.0/10116 | 49.5 | 1.89 |
| P25.4F9 | 25.400 | 14.00 | 12.70 | 7.00 | 28.50 | 30.50 | 19.70 | 3.00 | 45.0/10116 | 49.5 | 1.88 |
| P25.4F10 | 25.400 | 12.00 | 11.00 | 5.72 | 25.80 | 27.50 | 17.00 | 2.60 | 22.4/5035 | 25.0 | 1.66 |
| P26 | 26.000 | 15.88 | 16.15 | 7.92 | 33.50 | 36.80 | 22.00 | 3.25 | 50.0/11240 | 55.0 | 2.87 |
| P30 | 30.000 | 15.88 | 17.02 | 8.28 | 35.60 | 38.70 | 20.00 | 3.50/3.00 | 60.0/13488 | 66.0 | 2.35 |
| P30F1 | 30.000 | 15.88 | 9.70 | 8.28 | 24.80 | 65.50 | 22.00 | 3.10/2.50 | 45.0/10116 | 49.5 | 1.87 |
| P30F7 | 30.000 | 15.88 | 20.00 | 8.28 | 39.00 | 42.50 | 21.50 | 4.00/3.25 | 40.0/8992 | 44.0 | 2.72 |
| P30F10 | 30.000 | 16.00 | 20.10 | 8.28 | 39.00 | 42.70 | 21.20 | 4.00/3.40 | 60.0/13488 | 69.0 | 2.72 |
| P31.75F12 | 31.750 | 19.05 | 13.00 | 7.92 | 29.60 | 33.40 | 18.00 | 3.00 | 33.8/7598 | 37.0 | 2.20 |
| P35F4 | 35.000 | 18.00 | 18.00 | 8.28 | 35.40 | 38.30 | 24.00 | 3.00 | 60.0/13488 | 66.0 | 2.51 |
| P35F7 | 35.000 | 22.00 | 22.00 | 11.00 | 45.00 | 50.30 | 31.00 | 4.50 | 84.0/18883 | 92.4 | 4.82 |
| P38.1F11 | 38.100 | 25.40 | 21.50 | 12.00 | 40.00 | 43.90 | 35.00 | 3.00 | 70.0/15736 | 77.0 | 5.18 |
| P38.1F17 | 38.100 | 25.40 | 23.00 | 12.00 | 41.50 | 46.00 | 35.00 | 3.00 | 70.0/15736 | 77.0 | 5.25 |
| P38.1F19 | 38.100 | 25.40 | 22.00 | 12.00 | 40.00 | 43.90 | 35.00 | 3.00 | 70.0/15736 | 77.0 | 5.18 |
| P40F9 | 40.000 | 18.00 | 22.00 | 12.00 | 47.80 | 52.50 | 35.00 | 5.00 | 120.0/26977 | 132.0 | 5.90 |
| P41F1 | 41.000 | 19.05 | 26.90 | 10.19 | 44.10 | 48.50 | 27.00 | 3.00 | 50.0/11240 | 55.0 | 2.87 |
| P41.3F4 | 41.300 | 16.00 | 12.00 | 9.00 | 26.30 | 29.80 | 22.00 | 2.00 | 45.0/10116 | 49.5 | 1.72 |
| P41.3F6 | 41.300 | 16.00 | 10.00 | 9.00 | 27.00 | 30.00 | 21.00 | 3.00 | 40.0/8992 | 44.0 | 1.80 |

*套筒链：表中滚子直径d1为套筒直径

*Bush chain: d1 in the table indicates the external diameter of the bush.

输送链 Conveyor chains

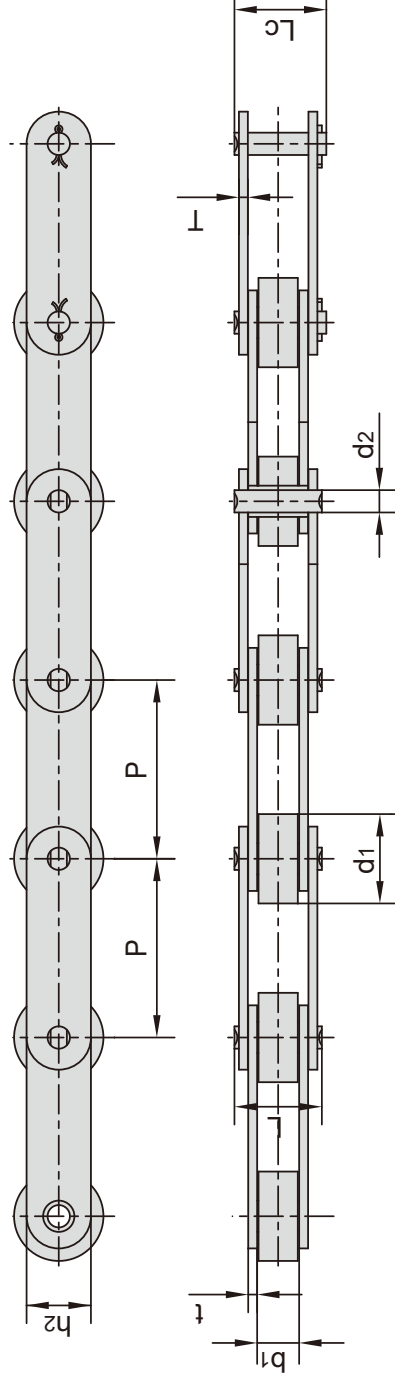


| 东华链号 Donghua Chain No. | 节距 Pitch | 滚子直径 Roller diameter | 内节内宽 Width between inner plates | 销轴直径 Pin diameter | 销轴长度 Pin length | | 链板高度 Inner plate depth | 链板厚度 Plate thickness | 抗拉强度 Tensile strength | 平均抗拉强度 Average tensile strength | 每米重量 Weight per meter |
|------------------------------|-------------|----------------------------|--|-------------------------|-----------------------|-----------------|---------------------------------|----------------------------|-----------------------------|--|--------------------------------|
| | P mm | d1 max mm | b1 min mm | d2 max mm | L max mm | Lc max mm | h2 max mm | t/T max mm | Q min kN/lbf | Q0 kN | q kg/m |
| P41.3F11 | 41.30 | 16.00 | 10.00 | 9.00 | 26.00 | 29.50 | 21.00 | 3.00 | 40.0/8992 | 44.0 | 1.79 |
| P41.3F12 | 41.30 | 16.00 | 7.80 | 9.00 | 21.00 | 24.00 | 21.00 | 2.03 | 26.7/6002 | 29.4 | 1.29 |
| P41.3F13 | 41.30 | 16.00 | 16.00 | 9.00 | 33.00 | 36.50 | 21.00 | 3.00 | 40.0/8992 | 44.0 | 2.00 |
| P41.3F17 | 41.30 | 16.00 | 16.00 | 9.00 | 33.00 | 36.50 | 30.00 | 3.00 | 40.0/8992 | 44.0 | 2.84 |
| P41.4F2 | 41.40 | 15.88 | 20.40 | 9.00 | 38.00 | 41.50 | 26.00 | 3.00 | 50.0/11240 | 55.0 | 2.29 |
| *P41.5F2 | 41.50 | 19.00 | 20.10 | 9.00 | 47.90 | - | 20.00 | 5.00 | 55.0/12364 | 60.5 | 3.33 |
| P42 | 42.01 | 22.23 | 25.40 | 11.10 | - | 55.25 | 28.50 | 4.80 | 100.0/22496 | 110.0 | 5.36 |
| P42F1 | 42.01 | 22.23 | 25.40 | 11.10 | 50.30 | 54.30 | 28.50 | 4.80 | 90.0/20232 | 99.0 | 5.26 |
| P42F9 | 42.01 | 22.35 | 25.40 | 11.10 | - | 57.90 | 28.50 | 4.80 | 90.0/20232 | 100.0 | 5.78 |
| P42F10 | 42.01 | 22.23 | 25.40 | 11.10 | - | 55.25 | 28.50 | 4.80 | 99.0/22256 | 110.0 | 5.50 |
| P44F1 | 44.00 | 25.30 | 25.00 | 15.90 | 86.00 | 88.00 | 38.00 | 10.00 | 250.0/56202 | 275.0 | 8.77 |
| P44.45 | 44.45 | 22.23 | 12.57 | 5.94 | 25.90 | 27.70 | 18.00 | 2.42 | 31.8/7148 | 35.0 | 1.73 |
| P44.45F1 | 44.45 | 22.23 | 24.70 | 11.10 | 62.00 | 65.50 | 32.00 | 6.70 | 110.0/24728 | 121.0 | 7.30 |
| P44.45F18 | 44.45 | 25.40 | 45.22 | 12.70 | 74.40 | 77.40 | 39.70 | 5.60 | 172.4/38756 | 189.6 | 9.06 |
| P44.6F1 | 44.60 | 25.40 | 25.22 | 12.70 | 54.40 | 59.00 | 41.00 | 5.60 | 169.0/37991 | 185.9 | 7.70 |
| P45F4 | 45.00 | 19.05 | 19.56 | 9.53 | 41.20 | 45.50 | 30.00 | 4.00 | 75.0/16860 | 82.5 | 3.93 |
| P49.8 | 49.80 | 28.58 | 31.55 | 14.27 | 64.80 | 69.60 | 47.80 | 6.40 | 222.4/49997 | 244.6 | 10.39 |
| P50 | 50.00 | 25.40 | 25.40 | 14.63 | 54.30 | 57.80 | 40.00 | 5.00 | 100/22480 | 110.0 | 7.50 |
| P50F1 | 50.00 | 29.21 | 30.99 | 17.81 | - | 66.00 | 42.20 | 7.00 | 210.0/47726 | 231.0 | 9.68 |
| P50F2 | 50.00 | 31.00 | 14.50 | 13.20 | 33.30 | 37.00 | 25.00 | 3.10 | 44.0/9891 | 48.4 | 3.47 |
| P50F7 | 50.00 | 24.00 | 20.00 | 12.00 | 51.20 | 55.50 | 30.00 | 6.00 | 49.0/11023 | 54.0 | 5.65 |
| P50F11 | 50.00 | 19.05 | 19.56 | 10.19 | 41.30 | 45.00 | 28.00 | 4.50/4.00 | 95.5/21371 | 104.5 | 3.60 |
| P50F14 | 50.00 | 24.00 | 20.00 | 12.00 | 43.00 | 47.50 | 30.00 | 4.00 | 65.0/14612 | 71.5 | 5.08 |
| P50F15 | 50.00 | 28.58 | 31.55 | 14.27 | 64.80 | 69.60 | 47.80 | 6.40 | 222.4/49997 | 244.6 | 10.38 |
| P50F3 | 50.00 | 31.00 | 15.00 | 9.53 | 35.40 | 38.65 | 25.00 | 4.00 | 83.0/18659 | 91.3 | 4.12 |
| P50F21 | 50.00 | 25.40 | 25.40 | 14.63 | 54.00 | 58.00 | 40.00 | 5.00 | 120.0/26977 | 132.0 | 7.35 |
| P50F26 | 50.00 | 25.00 | 15.75 | 7.92 | 32.70 | 36.50 | 22.00 | 3.30 | 56.7/12746 | 62.0 | 2.50 |

*套筒: 表中滚子直径d1为套筒直径

*Bush chain: d1 in the table indicates the external diameter of the bush.

输送链 Conveyor chains

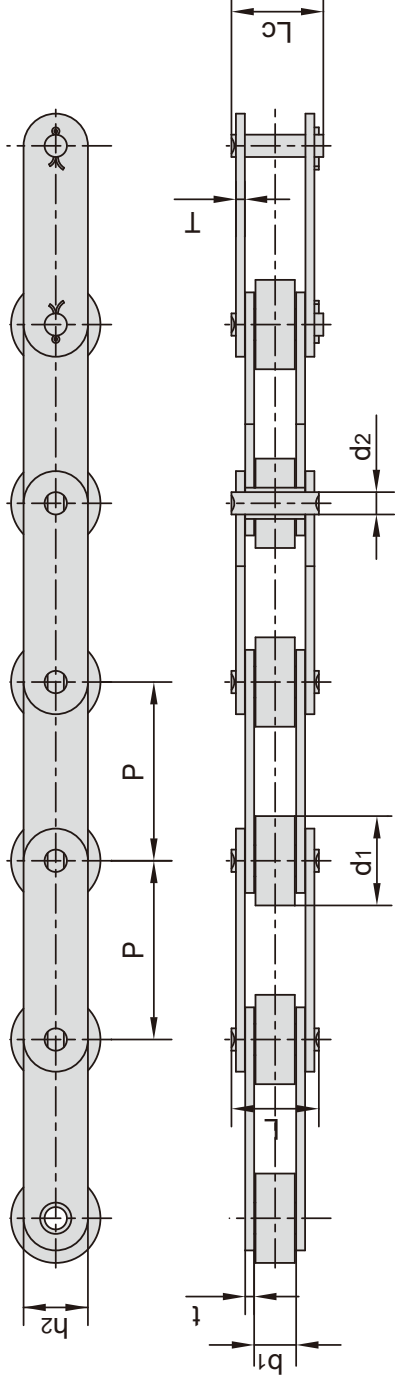


| 东华链号 Donghua Chain No. | 节距 Pitch P | 滚子直径 Roller diameter d1 max | 内节内宽 Width between inner plates b1 min | 销轴直径 Pin diameter d2 max | 销轴长度 Pin length | | 链板高度 Inner plate depth h2 max | 链板厚度 Plate thickness t/T max | 抗拉强度 Tensile strength Q min | 平均抗拉强度 Average tensile strength Q0 | 每米长重 Weight per meter q |
|------------------------------|------------------|---|---|--------------------------------------|-----------------------|-----------|--|--|---|--|-------------------------------------|
| | | | | | L max | Lc max | | | | | |
| P50F31 | 50.00 | 30.00 | 15.00 | 12.00 | 40.30 | 44.50 | 30.00 | 4.50 | 36.0/8093 | 39.6 | 4.89 |
| *P50F36 | 50.00 | 19.95 | 25.00 | 13.92 | 52.80 | 57.00 | 40.00 | 5.00 | 99.0/22255 | 108.9 | 6.45 |
| P50F49 | 50.00 | 25.40 | 25.40 | 14.63 | 53.40 | 57.80 | 50.00 | 5.00 | 100.0/22480 | 110.0 | 12.60 |
| *P50F58 | 50.00 | 20.00 | 25.40 | 14.63 | 54.00 | 58.00 | 40.00 | 5.00 | 120.0/26976 | 132.0 | 6.40 |
| P50.8F1 | 50.80 | 30.00 | 10.00 | 11.70 | 30.20 | 34.50 | 26.04 | 4.00 | 85.0/19108 | 93.5 | 3.60 |
| P50.8F12 | 50.80 | 30.00 | 10.00 | 11.60 | 28.00 | - | 26.20 | 3.50/3.00 | 70.0/15736 | 77.0 | 2.82 |
| P50.8F16 | 50.80 | 35.00 | 12.00 | 14.50 | 40.00 | 45.50 | 30.00 | 5.00 | 70.0/15736 | 77.0 | 5.36 |
| P50.8F31 | 50.80 | 31.75 | 12.70 | 9.53 | 31.00 | 33.50 | 25.40 | 3.30 | 60.0/13488 | 66.0 | 3.35 |
| *P50.8F38-B | 50.80 | 25.40 | 36.50 | 15.90 | 80.00 | - | 44.45 | 8.00 | 190.0/42712 | 209.0 | 4.14 |
| *P50.8F42 | 50.80 | 15.80 | 17.60 | 10.00 | 40.00 | 44.00 | 26.00 | 4.00 | 60.0/13488 | 66.0 | 2.96 |
| P50.8F50 | 50.80 | 25.40 | 25.40 | 14.00 | 57.60 | 63.40 | 40.00 | 6.40 | 200.0/44960 | 220.0 | 8.10 |
| P50.8F56 | 50.80 | 30.00 | 10.00 | 11.60 | 30.00 | 34.20 | 26.20 | 4.50/3.00 | 83.0/18658 | 91.3 | 3.07 |
| *P50.8F59-B | 50.80 | 18.40 | 25.40 | 14.00 | 58.20 | 64.70 | 40.00 | 6.40 | 195.0/43836 | 214.5 | 7.50 |
| P54F2 | 54.00 | 19.05 | 19.56 | 10.19 | 41.30 | 45.00 | 26.40 | 4.50/3.50 | 95.0/21356 | 104.5 | 3.15 |
| P58 | 58.34 | 18.00 | 22.23 | 9.90 | 47.60 | - | 25.00 | 5.00 | 80.0/17984 | 88.0 | 3.86 |
| P58F1 | 58.34 | 18.00 | 22.23 | 9.90 | 51.60 | - | 30.00 | 6.00 | 84.0/18883 | 92.4 | 5.16 |
| P60F4 | 60.00 | 16.87 | 19.81 | 7.19 | 35.00 | 38.00 | 19.30 | 2.80 | 39.1/8790 | 43.0 | 1.61 |
| P63F20 | 63.00 | 11.91 | 12.57 | 5.94 | 28.20 | 31.00 | 20.00 | 3.00 | 31.1/6991 | 34.2 | 2.43 |
| P63.5 | 63.50 | 19.05 | 18.90 | 9.53 | 44.60 | 47.20 | 28.60 | 5.00 | 86.7/19704 | 95.4 | 3.77 |
| P63.5F7 | 63.50 | 25.00 | 24.00 | 10.00 | 47.00 | 50.70 | 35.00 | 4.00 | 90.0/20232 | 99.0 | 4.35 |
| P63.5F12 | 63.50 | 31.80 | 15.25 | 14.00 | 38.00 | 39.50 | 26.00 | 4.00 | 45.0/10116 | 49.5 | 4.03 |
| P63.5F22 | 63.50 | 31.80 | 15.25 | 14.00 | 38.00 | 42.50 | 26.00 | 4.00 | 45.0/10116 | 49.5 | 4.03 |
| P63.5F36 | 63.50 | 19.05 | 19.56 | 10.19 | 36.50 | 37.70 | 27.00 | 3.00 | 56.7/12746 | 62.4 | 2.60 |
| P66.27F1 | 66.27 | 22.22 | 28.57 | 11.11 | 64.30 | 68.30 | 28.57 | 6.35 | 55.0/12364 | 60.5 | 5.19 |
| P66.27F5 | 66.27 | 22.35 | 28.70 | 11.10 | 54.60 | 58.60 | 28.50 | 4.80 | 100.0/22480 | 110.0 | 4.23 |
| P66.27F9 | 66.27 | 22.35 | 28.20 | 11.10 | 61.20 | 65.50 | 28.70 | 6.40 | 75.6/16995 | 83.2 | 5.50 |
| P69F1 | 69.85 | 615.88 | 17.02 | 8.28 | 36.70 | 39.70 | 20.60 | 4.00/3.25 | 60.8/13668 | 66.9 | 1.50 |
| *P69F3 | 69.85 | 15.88 | 17.00 | 8.28 | 35.20 | 38.50 | 20.60 | 4.00/3.26 | 60.8/13669 | 66.9 | 1.50 |
| P69.85F1 | 69.85 | 31.75 | 25.40 | 14.27 | 66.40 | 73.50 | 34.93 | 7.90 | 170.0/38243 | 187.0 | 8.76 |
| P75F8-G-2 | 75.00 | 31.80 | 16.10 | 8.00 | 40.00 | 40.00 | 22.00 | 3.20 | 60.8/13668 | 66.9 | 2.43 |
| P75F35 | 75.00 | 16.00 | 16.10 | 8.00 | 33.30 | 36.00 | 22.00 | 3.20 | 60.00/13488 | 66.0 | 1.75 |
| P75F53 | 75.00 | 15.50 | 18.00 | 7.92 | 35.40 | 39.10 | 22.00 | 3.25 | 29.40/6609 | 32.3 | 1.73 |

*套筒链: 表中滚子直径d1为套筒直径

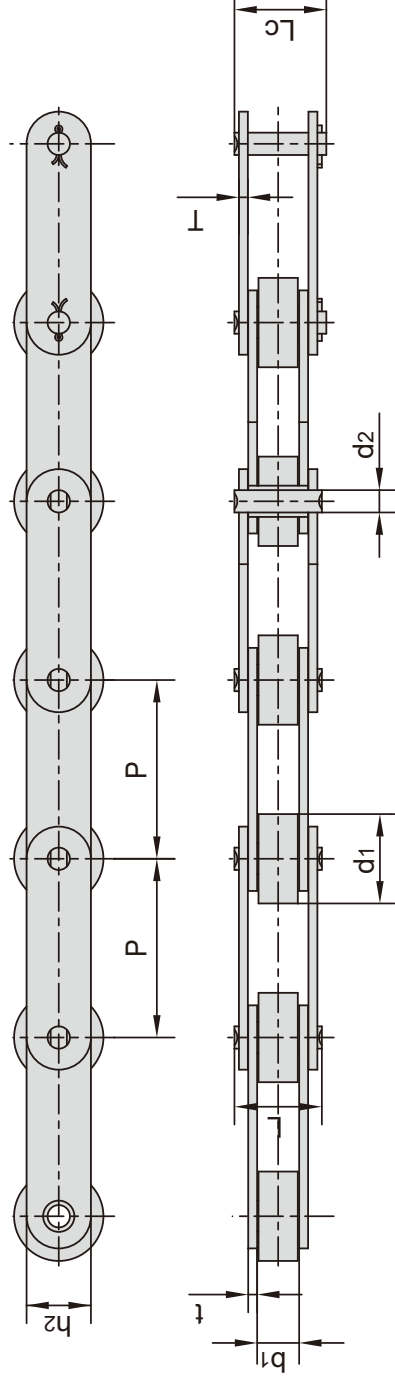
*Bush chain: d1 in the table indicates the external diameter of the bush.

输送链 Conveyor chains



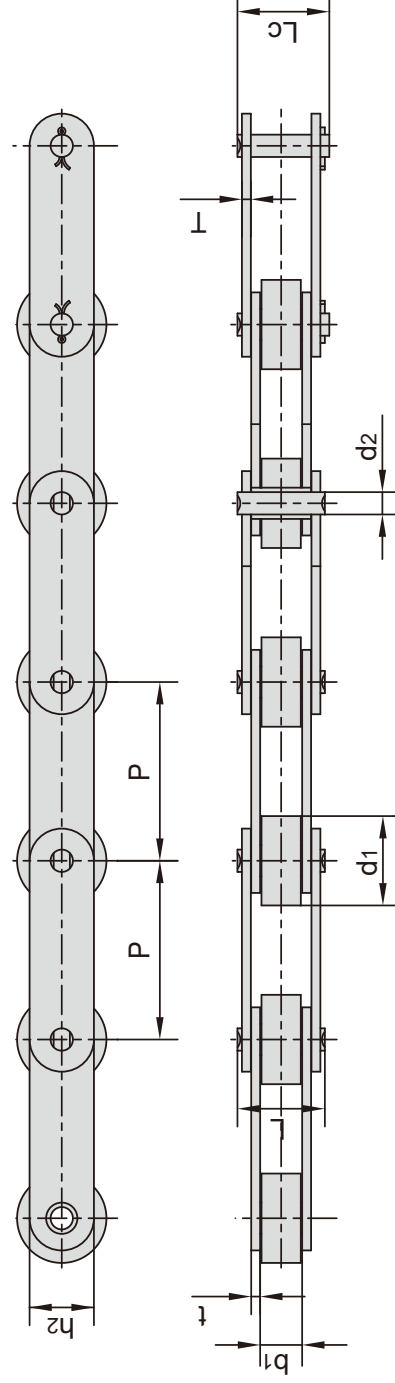
| 东华链号 Donghua Chain No. | 节距 Pitch | 滚子直径 Roller diameter | 内节内宽 Width between inner plates | 销轴直径 Pin diameter | 销轴长度 Pin length | | 链板高度 Inner plate depth | 链板厚度 Plate thickness | 抗拉强度 Tensile strength | 平均抗拉强度 Average tensile strength | 每米重量 Weight per meter |
|------------------------------|-------------|----------------------------|--|-------------------------|-----------------------|-----------------|---------------------------------|----------------------------|-----------------------------|--|--------------------------------|
| | P mm | d1 max mm | b1 min mm | d2 max mm | L max mm | Lc max mm | h2 max mm | t/T max mm | Q min kN/lbf | Q0 kN | q kg/m |
| P75F58-S-75 | 75.00 | 15.50 | 18.00 | 7.92 | 35.40 | 39.10 | 22.00 | 3.25 | 29.4/6609 | 32.3 | 1.73 |
| P76.2F2 | 76.20 | 50.00 | 26.00 | 24.00 | 69.60 | 74.70 | 59.50 | 8.00 | 350.0/79544 | 385.0 | 19.00 |
| P76.2F10 | 76.20 | 11.91 | 11.00 | 5.94 | 28.00 | 30.40 | 18.50 | 3.25 | 31.8/7148 | 35.0 | 1.30 |
| P76.2F14 | 76.20 | 38.10 | 25.40 | 11.10 | 50.90 | 55.00 | 28.60 | 4.80 | 85.0/19108 | 94.0 | 5.80 |
| P76.2F25 | 76.20 | 43.18 | 49.28 | 23.90 | 130.00 | 130.00 | 60.45 | 14.20 | 697.0/156691 | 766.7 | 32.30 |
| P76.2F35 | 76.20 | 12.07 | 13.00 | 8.10 | 24.50 | 26.50 | 18.00 | 1.85 | 29.0/6519 | 31.9 | 0.77 |
| P76.2F38 | 76.20 | 40.00 | 25.40 | 14.70 | 57.50 | 62.00 | 36.00 | 6.00 | 116.0/26077 | 127.0 | 8.00 |
| P76.2F71 | 76.20 | 28.70 | 31.75 | 14.20 | 66.20 | 72.00 | 38.10 | 6.40 | 180.00/41200 | 198.0 | 7.80 |
| P78.11F11 | 78.11 | 31.75 | 31.75 | 15.88 | 86.50 | 86.50 | 38.10 | 9.53 | 161.6/36329 | 177.8 | 11.34 |
| P80F1 | 80.00 | 42.00 | 24.00 | 15.00 | 55.00 | 60.00 | 60.00 | 6.00 | 250.0/56202 | 275.0 | 11.90 |
| P80F5 | 80.00 | 28.00 | 34.00 | 16.00 | 68.00 | 72.00 | 45.00 | 5.00/8.00 | 190.0/43181 | 209.0 | 8.80 |
| P80F6 | 80.00 | 30.00 | 32.00 | 15.00 | 58.60 | 62.60 | 60.00 | 5.00 | 98.0/22272 | 108.0 | 9.75 |
| P80F10 | 80.00 | 42.00 | 22.00 | 15.00 | 53.00 | 58.00 | 60.00 | 6.00 | 250.0/56202 | 275.0 | 11.40 |
| P80F37 | 80.00 | 26.00 | 25.00 | 14.00 | 59.30 | 59.30 | 35.00 | 6.00/5.00 | 155.0/34845 | 170.5 | 5.72 |
| P80F35 | 80.00 | 42.00 | 23.00 | 16.00 | 56.00 | 61.50 | 60.00 | 6.00 | 160.0/35969 | 176.0 | 11.50 |
| P95F3 | 95.00 | 30.00 | 32.00 | 14.00 | - | 67.50 | 41.00 | 6.00 | 112.0/25178 | 123.2 | 7.20 |
| P100H | 100.00 | 20.00 | 28.00 | 14.00 | - | 62.00 | 40.00 | 5.00 | 103.0/23170 | 113.3 | 4.99 |
| P100F7 | 100.00 | 29.00 | 30.00 | 14.50 | - | 71.00 | 38.10 | 6.00 | 95.0/21356 | 104.5 | 6.72 |
| P100F25 | 100.00 | 25.40 | 31.50 | 14.00 | 62.60 | 77.50 | 38.10 | 6.00 | 95.0/21356 | 104.5 | 6.17 |
| P100F52 | 100.00 | 38.00 | 18.00 | 9.53 | 47.00 | 49.30 | 32.00 | 5.00 | 86.7/19504 | 95.3 | 4.67 |
| P100F53 | 100.00 | 52.00 | 21.00 | 14.00 | 46.00 | 51.00 | 40.00 | 5.00/4.00 | 110.0/24728 | 121.0 | 7.45 |
| P100F56 | 100.00 | 35.00 | 13.50 | 10.00 | - | 46.00 | 30.00 | 5.00 | 70.0/15736 | 77.0 | 3.98 |
| P100F77 | 100.00 | 38.00 | 17.50 | 11.30 | 48.00 | 48.00 | 32.00 | 4.50 | 65.0/14612 | 71.5 | 4.42 |
| P100F84 | 100.00 | 38.00 | 22.00 | 9.50 | 57.50 | 57.50 | 35.00 | 6.00 | 70.0/15736 | 77.0 | 6.27 |
| P100F92 | 100.00 | 60.00 | 38.00 | 20.00 | 81.00 | 94.00 | 47.00 | 8.00 | 220.0/49457 | 242.0 | 16.90 |
| P100F111 | 100.00 | 29.00 | 30.00 | 14.50 | 71.00 | 71.00 | 38.10 | 6.00 | 95.0/21356 | 104.5 | 6.75 |
| P100F114 | 100.00 | 40.00 | 23.00 | 12.00 | - | 56.00 | 32.00 | 6.00 | 100.0/22480 | 115.0 | 5.96 |
| P100F122 | 100.00 | 38.00 | 17.50 | 11.30 | 41.80 | 45.90 | 32.00 | 4.50 | 65.0/14612 | 71.5 | 4.33 |
| P100F125 | 100.00 | 22.20 | 22.00 | 11.30 | 54.50 | 58.00 | 32.00 | 6.00 | 110.0/24728 | 121.0 | 4.45 |
| P100F161-S | 100.00 | 30.00 | 31.60 | 15.90 | - | 80.00 | 38.10 | 8.00 | 130.0/29225 | 143.0 | 8.50 |
| P100F166 | 100.00 | 25.00 | 30.00 | 14.50 | - | 71.00 | 38.10 | 6.00 | 95.0/21356 | 105.0 | 6.36 |
| P100F196 | 100.00 | 38.00 | 18.00 | 10.00 | - | 51.50 | 29.00 | 5.60 | 100.0/22480 | 110.0 | 4.80 |

输送链 Conveyor chains



| 东华链号 Donghua Chain No. | 节距 Pitch P mm | 滚子直径 Roller diameter d1 max mm | 内节内宽 Width between inner plates b1 min mm | 销轴直径 Pin diameter d2 max mm | 销轴长度 Pin length | | 链板高度 Inner plate depth h2 max mm | 链板厚度 Plate thickness t/T max mm | 抗拉强度 Tensile strength Q min kN/lbf | 平均抗拉强度 Average tensile strength Q0 kN | 每米重量 Weight per meter q kg/m |
|------------------------------|------------------------|---|---|--|-----------------------|-----------------|--|--|---|--|---|
| | | | | | L max mm | Lc max mm | | | | | |
| P100F223 | 100.00 | 29.00 | 30.00 | 14.50 | - | 71.00 | 38.10 | 6.00 | 225.0/50580 | 247.5 | 9.46 |
| P100F248 | 100.00 | 50.00 | 24.00 | 15.00 | - | 52.00 | 35.00 | 4.00 | 100.0/22480 | 110.0 | 6.40 |
| P100F250 | 100.00 | 15.88 | 19.00 | 7.92 | 37.40 | 40.00 | 26.00 | 3.20 | 30.0/6744 | 33.0 | 1.86 |
| P100F268 | 100.00 | 22.20 | 22.00 | 11.30 | - | 51.00 | 32.00 | 4.50 | 65.0/14612 | 71.5 | 3.60 |
| P100F279 | 100.00 | 50.00 | 33.00 | 14.00 | - | 70.00 | 62.00 | 6.00 | 112.0/25177 | 123.2 | 14.33 |
| P100F355 | 100.00 | 15.88 | 16.00 | 8.30 | 35.00 | 48.00 | 22.00 | 3.25 | 32.0/7194 | 35.2 | 3.00 |
| P100F360 | 100.00 | 20.00 | 25.00 | 14.00 | 60.60 | 65.80 | 35.00 | 6.00 | 120.0/26976 | 132.0 | 5.58 |
| P101.6F4 | 101.60 | 66.70 | 25.40 | 26.90 | 59.20 | 80.00 | 51.00 | 7.10/5.10 | 134.0/30454 | 147.4 | 15.70 |
| P101.6F18 | 101.60 | 31.75 | 15.00 | 10.00 | 37.00 | 41.00 | 25.00 | 4.00 | 40.0/8992 | 44.0 | 2.79 |
| P101.6F19 | 101.60 | 28.58 | 25.40 | 14.27 | 60.00 | 64.60 | 38.10 | 6.40 | 160.0/35968 | 176.0 | 6.60 |
| P101.6F24 | 101.60 | 47.60 | 22.20 | 11.11 | 47.80 | 52.20 | 32.00 | 4.50 | 75.0/16872 | 82.5 | 5.80 |
| P101.6F46 | 101.60 | 50.80 | 29.40 | 17.50 | 72.00 | 77.00 | 44.50 | 7.90 | 177.9/40013 | 197.4 | 12.56 |
| P101.6F51 | 101.60 | 44.45 | 28.70 | 11.10 | 54.50 | 60.80 | 28.70 | 4.80 | 53.7/12080 | 59.0 | 6.17 |
| P101.6F69 | 101.60 | 38.10 | 23.80 | 12.70 | - | 65.10 | 33.00 | 6.40 | 100.0/22480 | 110.8 | 6.50 |
| P101.6F71 | 101.60 | 38.10 | 25.40 | 11.10 | 51.10 | 55.20 | 28.70 | 4.80 | 552.5/11810 | 57.8 | 4.95 |
| P101.6F73 | 101.60 | 47.60 | 19.10 | 19.00 | 53.60 | 58.00 | 38.10 | 6.00 | 66.7/15000 | 73.4 | 7.52 |
| P101.6F80-S | 101.60 | 30.00 | 31.60 | 15.90 | - | 80.00 | 38.10 | 8.00 | 130.0/29225 | 150.0 | 7.20 |
| P101.6F106 | 101.60 | 57.15 | 55.80 | 30.16 | - | 136.00 | 86.00 | 14.00 | 1100.0/247289 | 1255.0 | 46.00 |
| P101.6F157 | 101.60 | 44.45 | 33.27 | 15.88 | - | 82.60 | 38.10 | 7.90 | 113.2/25447 | 124.5 | 10.70 |
| P101.6F160-F | 101.60 | 70.00 | 42.00 | 20.00 | 86.50 | 95.00 | 50.00 | 9.00 | 240.0/53952 | 264.0 | 23.50 |
| P101.6F166 | 101.60 | 28.50 | 30.90 | 14.50 | - | 70.00 | 38.00 | 6.50 | 150.0/33700 | 165.0 | 6.70 |
| P101.6F167 | 101.60 | 31.75 | 37.50 | 15.90 | - | 84.00 | 38.00 | 8.00 | 195.0/44000 | 214.5 | 8.90 |
| P101.6F184 | 101.60 | 31.80 | 31.60 | 15.90 | - | 81.00 | 38.10 | 8.00 | 130.0/29224 | 143.0 | 7.10 |
| P103.2F3 | 103.20 | 44.45 | 49.00 | 27.94 | - | 132.00 | 60.00 | 14.30 | 700.0/157366 | 770.0 | 27.88 |
| P103.2F6 | 103.20 | 44.45 | 52.00 | 25.00 | 116.70 | 120.35 | 60.00 | 14.5/12.0 | 650.0/146120 | 715.0 | 30.30 |
| P103.45 | 103.45 | 45.21 | 32.51 | 23.88 | 99.00 | 109.00 | 63.50 | 12.70 | 500.0/112480 | 535.0 | 25.00 |
| P103.89 | 103.89 | 66.68 | 57.15 | 33.32 | - | 148.00 | 88.90 | 15.88 | 500.0/112480 | 550.0 | 55.83 |
| P120.9F3 | 120.90 | 44.30 | 49.20 | 25.00 | - | 131.00 | 58.10 | 14.5/13.2 | 700.0/157360 | 770.0 | 24.42 |
| P125F1 | 125.00 | 50.00 | 55.00 | 26.00 | - | 110.00 | 60.00 | 8.00 | 300.0/68181 | 330.0 | 13.53 |
| P125F2H | 125.00 | 32.00 | 18.50 | 8.00 | - | 43.00 | 20.00 | 4.00 | 60.0/13488 | 66.0 | 2.65 |
| P127F1 | 127.00 | 76.20 | 76.20 | 38.10 | - | 186.50 | 101.60 | 19.30 | 1690.0/380178 | 1860.0 | 73.85 |
| P127F9 | 127.00 | 66.70 | 26.00 | 26.90 | 60.50 | 87.00 | 50.00 | 7.0/5.0 | 156.0/35069 | 171.6 | 10.00 |

输送链 Conveyor chains

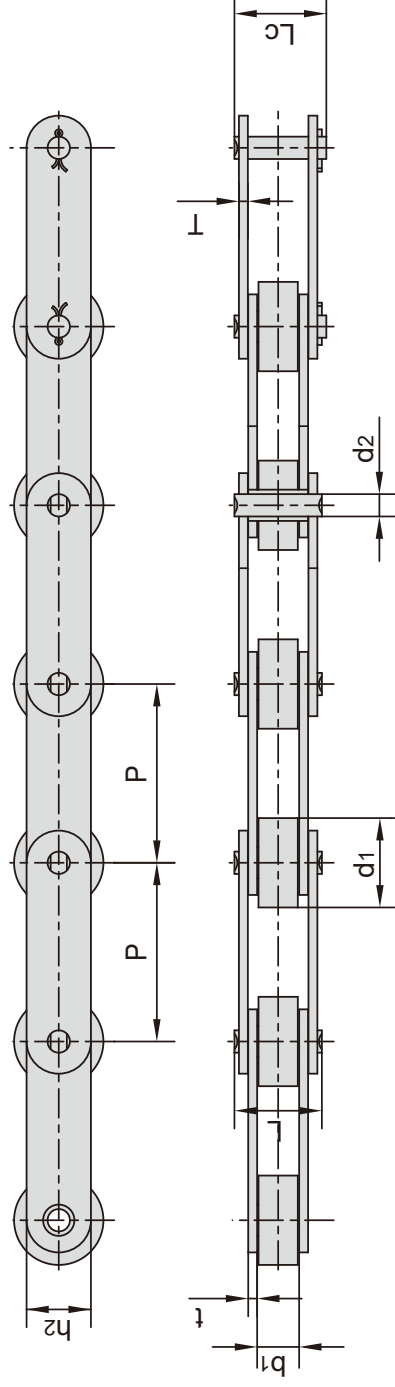


| 东华链号 Donghua Chain No. | 节距 Pitch | 滚子直径 Roller diameter | 内节内宽 Width between inner plates | 销轴直径 Pin diameter | 销轴长度 Pin length | | 链板高度 Inner plate depth | 链板厚度 Plate thickness | 抗拉强度 Tensile strength | 平均抗拉强度 Average tensile strength | 每米重量 Weight per meter |
|------------------------------|-------------|----------------------------|--|-------------------------|-----------------------|-----------------|---------------------------------|----------------------------|-----------------------------|--|--------------------------------|
| | P mm | d1 max mm | b1 min mm | d2 max mm | L max mm | Lc max mm | h2 max mm | t/T max mm | Q min kN/lbf | Q0 kN | q kg/m |
| P127F10 | 127.00 | 76.20 | 86.20 | 38.10 | - | 185.50 | 101.60 | 19.05 | 1690.0/379912 | 1868.0 | 73.48 |
| P127F13 | 127.00 | 63.50 | 64.70 | 35.00 | - | 169.50 | 88.90 | 19.05 | 860.0/193328 | 946.0 | 55.80 |
| *P135F6 | 135.00 | 28.00 | 38.00 | 17.90 | - | 98.00 | 50.00 | 9.50 | 350.0/78680 | 385.0 | 12.08 |
| P150F10 | 150.00 | 29.00 | 30.00 | 14.00 | - | 71.00 | 40.00 | 6.00 | 180.0/40492 | 198.0 | 5.71 |
| P150F15 | 150.00 | 46.00 | 70.00 | 18.00 | - | 133.00 | 54.00 | 10.00 | 200.0/44961 | 220.0 | 17.25 |
| P150F43 | 150.00 | 22.20 | 22.00 | 11.10 | - | 57.40 | 31.80 | 6.00 | 100.0/22480 | 115.0 | 4.10 |
| P150F44 | 150.00 | 46.00 | 60.00 | 26.00 | - | 127.00 | 60.00 | 10.00 | 360.0/80931 | 415.0 | 18.45 |
| P150F51 | 150.00 | 75.00 | 42.00 | 25.40 | - | 107.00 | 64.00 | 10.00 | 310.0/69688 | 341.0 | 24.60 |
| P150F76 | 150.00 | 22.20 | 25.00 | 11.10 | - | 55.80 | 31.80 | 4.80 | 100.0/22480 | 115.0 | 3.43 |
| P150F79 | 150.00 | 46.00 | 70.00 | 26.00 | - | 133.00 | 60.00 | 10.00 | 360.0/80931 | 414.0 | 19.00 |
| P150F93 | 150.00 | 29.00 | 30.00 | 14.00 | - | 71.00 | 40.00 | 6.00 | 180.0/40464 | 198.0 | 5.69 |
| *P150F98 | 150.00 | 46.00 | 70.00 | 30.00 | - | 153.00 | 80.00 | 12.00 | 600.0/134880 | 660.0 | 28.45 |
| RF10150-S | 150.00 | 29.00 | 30.00 | 14.50 | - | 69.00 | 38.10 | 6.30 | 102.5/23295 | 112.7 | 6.00 |
| P150.5 | 150.50 | 38.12 | 40.81 | 16.02 | 83.50 | 88.00 | 44.23 | 8.50 | 250.0/56817 | 275.0 | 10.00 |
| P152F5 | 152.40 | 66.70 | 25.40 | 26.90 | 59.20 | 80.00 | 50.00 | 7.10/5.10 | 134.0/30454 | 147.4 | 12.10 |
| P152F10 | 152.40 | 57.20 | 37.10 | 15.90 | 76.80 | 87.00 | 44.50 | 7.90 | 190.0/43181 | 209.0 | 11.29 |
| P152F28 | 152.40 | 88.90 | 38.00 | 31.80 | 82.00 | 89.00 | 61.00 | 8.90/7.60 | 200.0/44961 | 220.0 | 23.30 |
| P152F35 | 152.40 | 88.90 | 38.00 | 23.00 | 82.00 | 87.05 | 61.00 | 8.90/7.60 | 266.7/60000 | 293.4 | 22.65 |
| P152F37 | 152.40 | 66.70 | 25.40 | 26.92 | 64.00 | 83.50 | 50.80 | 7.80/6.50 | 120.0/27000 | 132.0 | 12.22 |
| P152F39 | 152.40 | 47.60 | 19.00 | 19.00 | 53.60 | 58.00 | 38.10 | 6.30 | 120.0/27000 | 132.0 | 6.26 |
| P152F42 | 152.40 | 63.50 | 34.90 | 19.00 | - | 93.00 | 50.80 | 9.50 | 152.0/34194 | 168.9 | 15.80 |
| P152F49 | 152.40 | 63.50 | 34.00 | 15.60 | - | 82.00 | 65.00 | 8.00 | 160.0/35993 | 176.0 | 16.30 |
| P152F67 | 152.40 | 88.90 | 101.00 | 47.63 | - | 228.70 | 114.30 | 22.00 | 1350.0/303696 | 1445.0 | 101.30 |
| P152F100 | 152.40 | 69.90 | 38.80 | 19.00 | - | 95.50 | 50.80 | 9.50 | 152.0/34194 | 168.9 | 17.76 |
| P152F136 | 152.40 | 36.00 | 37.00 | 18.00 | - | 79.50 | 50.00 | 8.00 | 280.0/62946 | 308.0 | 10.00 |
| P152F173 | 152.40 | 88.90 | 80.90 | 45.00 | - | 205.00 | 127.00 | 22.00 | 1810.0/406888 | 1991.0 | 105.00 |
| *P152F210 | 152.40 | 32.00 | 26.00 | 24.00 | 62.40 | 72.00 | 51.00 | 7.00 | 180.0/40464 | 198.0 | 9.10 |
| P152F52-BRSS | 152.40 | 50.80 | 28.50 | 11.10 | - | 66.60 | 31.80 | 6.40 | 70.0/15736 | 80.0 | 6.70 |
| *P154F1 | 154.00 | 44.50 | 85.60 | 28.60 | - | 150.00 | 80.00 | 12.50 | 500.0/112480 | 550.0 | 31.00 |
| P155F1 | 155.00 | 55.00 | 35.00 | 20.00 | 74.00 | 81.30 | 48.00 | 8.00 | 180.0/40464 | 198.0 | 11.82 |
| P160F15 | 160.00 | 64.00 | 37.00 | 15.00 | - | 100.40 | 45.00 | 8.50 | 160.0/35993 | 176.0 | 13.10 |
| P160F16 | 160.00 | 69.85 | 38.10 | 27.00 | - | 101.00 | 50.80 | 9.00/8.00 | 267.0/60064 | 296.4 | 16.60 |

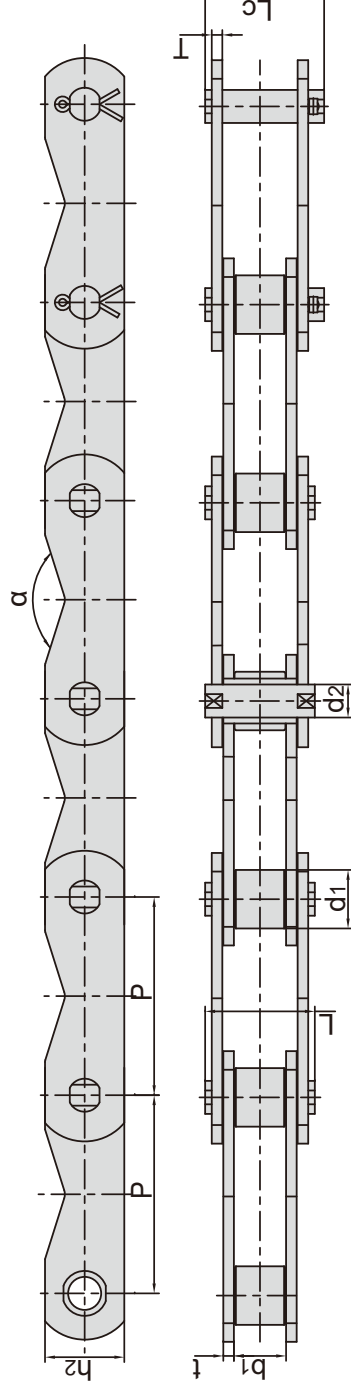
*套筒链: 表中滚子直径d1为套筒直径

*Bush chain: d1 in the table indicates the external diameter of the bush.

输送链 Conveyor chains

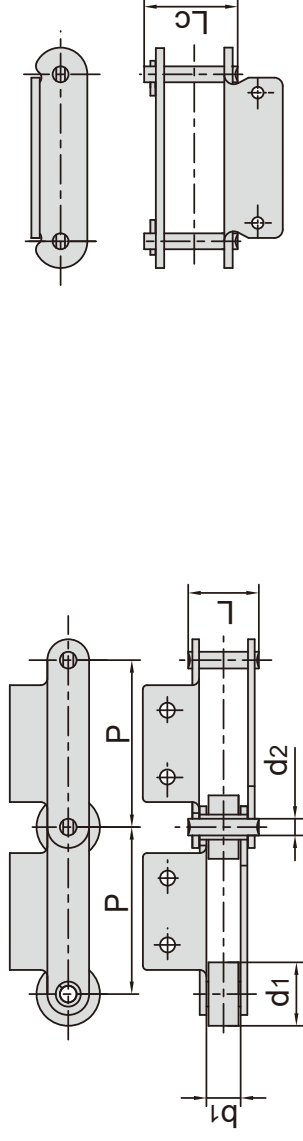


| 东华链号 Donghua Chain No. | 节距 Pitch P mm | 滚子直径 Roller diameter d1 max mm | 内节内宽 Width between inner plates b1 min mm | 销轴直径 Pin diameter d2 max mm | 销轴长度 Pin length | | 链板高度 Inner plate depth h2 max mm | 链板厚度 Plate thickness t/T max mm | 抗拉强度 Tensile strength Q min kN/lbf | 平均抗拉强度 Average tensile strength Q0 kN | 每米长重 Weight per meter q kg/m |
|------------------------------|------------------------|---|---|--|-----------------------|-----------------|--|--|---|--|---|
| | | | | | L max mm | Lc max mm | | | | | |
| P160F27 | 160.00 | 69.85 | 38.10 | 17.53 | - | 81.00 | 50.80 | 6.30 | 244.0/54890 | 268.4 | 13.68 |
| P160F48 | 160.00 | 30.00 | 39.00 | 15.90 | - | 88.00 | 50.00 | 8.00 | 200.0/44962 | 220.0 | 9.72 |
| P160F85 | 160.00 | 25.00 | 35.30 | 12.70 | 68.40 | 73.00 | 40.00 | 6.40 | 169.0/37993 | 185.9 | 5.76 |
| P177.8F6 | 177.80 | 88.90 | 81.00 | 44.45 | - | 218.50 | 127.00 | 25.00 | 1710.0/384408 | 1881.0 | 105.50 |
| P200F10 | 200.00 | 100.00 | 47.00 | 25.00 | - | 103.50 | 72.00 | 10.00 | 308.7/69445 | 339.6 | 28.30 |
| P200F15 | 200.00 | 40.10 | 51.40 | 19.10 | - | 109.50 | 50.80 | 9.50 | 213.0/47916 | 236.4 | 12.58 |
| P200F58 | 200.00 | 44.00 | 44.00 | 19.10 | - | 91.50 | 50.80 | 7.00 | 200.0/44961 | 230.0 | 9.82 |
| P200F86 | 200.00 | 80.00 | 41.00 | 30.00 | - | 129.00 | 60.00 | 16.00 | 300.0/67443 | 330.0 | 28.53 |
| P203.2F18 | 203.20 | 66.70 | 26.00 | 26.90 | 60.50 | 65.50 | 50.00 | 7.00/5.00 | 156.0/35069 | 171.6 | 10.00 |
| P203.2F20 | 203.20 | 66.70 | 25.40 | 27.00 | 63.50 | 92.00 | 50.00 | 8.00/6.00 | 156.0/35069 | 171.6 | 13.00 |
| P228.6F9 | 228.60 | 107.95 | 77.70 | 31.75 | - | 173.60 | 88.90 | 16.00 | 598.0/134526 | 657.0 | 56.70 |
| P250F36 | 250.00 | 100.00 | 57.20 | 22.23 | - | 117.00 | 63.50 | 9.50 | 314.0/70637 | 348.5 | 25.70 |
| P250F39 | 250.00 | 44.00 | 44.00 | 19.00 | - | 92.00 | 50.00 | 7.00 | 200.0/44961 | 242.0 | 8.92 |
| P250F79 | 250.00 | 57.20 | 66.70 | 25.40 | - | 146.00 | 76.20 | 12.70 | 619.0/139151 | 681.0 | 24.74 |
| P250F85 | 250.00 | 64.80 | 37.00 | 16.00 | - | 84.50 | 45.00 | 8.00 | 160.0/35968 | 176.0 | 10.12 |



| 东华链号 Donghua Chain No. | 节距 Pitch P mm | 滚子直径 Roller diameter d1 max mm | 内节内宽 Width between inner plates b1 min mm | 销轴直径 Pin diameter d2 max mm | 销轴长度 Pin length | | 链板尺寸 Plate dimension | | | 抗拉强度 Tensile strength Q min kN/lbf | 平均抗拉强度 Average tensile strength Q0 kN | 每米长重 Weight per meter q kg/m |
|------------------------------|------------------------|---|---|--|-----------------------|-----------------|----------------------------|------------------|---------|---|--|---|
| | | | | | L max mm | Lc max mm | h2 max mm | t/T max mm | α | | | |
| P31.75F11 | 31.75 | 19.05 | 9.40 | 5.08 | 20.70 | 23.30 | 19.00 | 2.00 | - | 21.80/4900 | 25.00 | 1.55 |
| P76.2F60 | 76.20 | 40.00 | 25.40 | 12.00 | 52.70 | 55.80 | 43.00 | 5.6/4.8 | 142.92° | 161.00/39413 | 177.10 | 7.90 |
| P150F100 | 150.00 | 48.00 | 39.50 | 25.00 | 83.80 | 91.00 | 60.00 | 8.00 | 145.00° | 400.00/89920 | 440.00 | 13.90 |
| P160F73 | 160.00 | 70.00 | 38.00 | 20.00 | 75.00 | 86.00 | 70.00 | 7.20 | - | 150.00/33723 | 165.00 | 17.20 |

带附板输送链 Conveyor chains with attachments

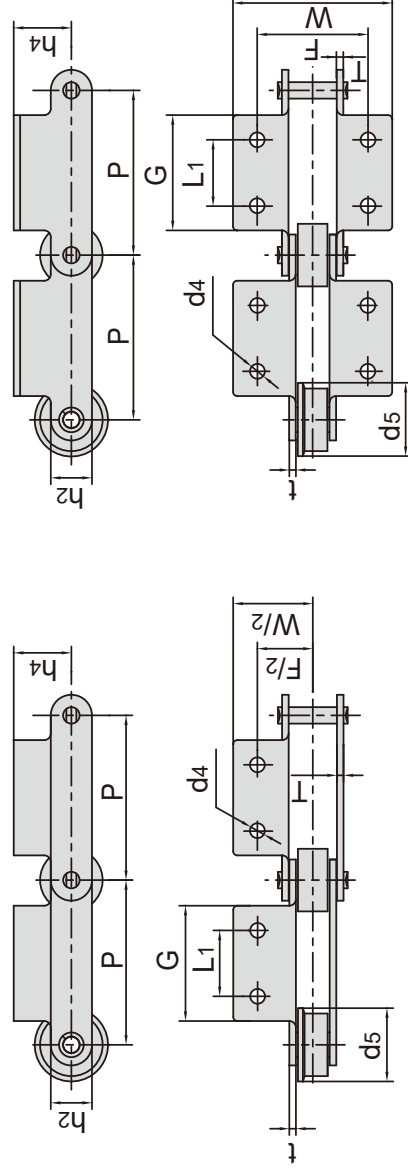


| 东华链号 Donghua Chain No. | 节距 Pitch P mm | 滚子直径 Roller diameter d1 max mm | 内节内宽 Width between inner plates b1 min mm | 销轴直径 Pin diameter d2 max mm | 销轴长度 Pin length | | 抗拉强度 Tensile strength Q min kN/lbf | 平均抗拉强度 Average tensile strength Q0 kN | 每米重量 Weight per meter q kg/m |
|------------------------------|------------------------|---|---|--|-----------------------|-----------------|---|--|---|
| | | | | | L max mm | Lc max mm | | | |
| P13.7K1 | 13.700 | 8.51 | 7.75 | 4.450 | 16.70 | 19.30 | 17.8/4000 | 20.00 | 0.79 |
| P14.85K1 | 14.850 | 10.16 | 9.40 | 5.080 | 20.70 | 23.30 | 20.0/4496 | 22.00 | 1.34 |
| P16.7F1K1 | 16.700 | 10.16 | 9.40 | 5.080 | 20.70 | 23.30 | 21.8/4900 | 24.00 | 1.50 |
| *P28 | 28.575 | 11.68 | 16.00 | 7.870 | - | 32.40 | 50.0/11240 | 55.00 | 2.66 |
| *P28F1 | 28.575 | 11.68 | 16.13 | 7.870 | - | 32.40 | 50.0/11240 | 55.00 | 2.60 |
| P36.67A2 | 36.670 | 11.91 | 12.57 | 5.940 | 25.90 | 28.30 | 31.8/7149 | 34.98 | 1.26 |
| P38F10K1 | 38.000 | 15.88 | 13.00 | 8.280 | 32.50 | 35.50 | 55.0/12364 | 60.50 | 2.60 |
| P38F11K1 | 38.000 | 15.88 | 13.00 | 8.280 | 30.50 | 33.50 | 45.0/10116 | 49.50 | 2.30 |
| P38F13K1 | 38.000 | 15.88 | 13.00 | 8.280 | 32.50 | 35.50 | 55.0/12364 | 60.50 | 2.60 |
| P38.1F2 | 38.100 | 22.50 | 13.00 | 8.000 | 29.50 | 33.30 | 40.0/8992 | 44.00 | 2.42 |
| P38.1F25A1 | 38.100 | 18.00 | 15.00 | 8.280 | 36.10 | 39.10 | 68.0/15287 | 75.00 | 3.00 |
| P38.1F25A2 | 38.100 | 23.80 | 15.00 | 8.280 | 36.10 | 39.10 | 68.0/15286 | 74.80 | 3.38 |
| P38.1F31 | 38.100 | 15.88 | 15.75 | 7.920 | 36.20 | 38.90 | 55.0/12364 | 60.50 | 3.46 |
| P38.1F32 | 38.100 | 15.88 | 15.75 | 7.920 | 36.20 | 38.90 | 55.0/12364 | 60.50 | 3.38 |
| P39.75A1 | 39.750 | 17.25 | 22.00 | 7.800 | 40.50 | 44.30 | 47.0/10566 | 51.70 | 3.10 |
| P39.75A2F2 | 39.750 | 22.23 | 13.00 | 5.940 | 29.20 | 31.00 | 32.0/7194 | 35.20 | 2.23 |
| P40F12A2 | 40.000 | 22.23 | 13.00 | 5.940 | 29.20 | 31.00 | 32.0/7194 | 35.20 | 2.23 |
| P41.3F9A2 | 41.300 | 22.00 | 11.00 | 9.000 | 28.60 | 31.60 | 40.0/8992 | 44.00 | 2.30 |
| P41.3F14A2 | 41.275 | 22.22 | 12.70 | 5.940 | 29.20 | 31.60 | 30.0/6744 | 33.00 | 2.22 |
| P42F2 | 42.000 | 11.00 | 13.00 | 6.000 | 30.00 | 32.50 | 50.0/11240 | 55.00 | 1.85 |
| P42F13A1 | 42.010 | 22.23 | 25.40 | 9.530 | 48.50 | - | 55.0/12364 | 60.50 | 4.60 |
| P42.5 | 42.500 | 15.88 | 15.75 | 7.920 | 32.70 | 36.50 | 56.7/12746 | 62.00 | 3.40 |
| P44F3A2 | 44.000 | 15.88 | 17.02 | 8.280 | 36.10 | 39.10 | 60.0/13488 | 66.00 | 2.32 |
| P44.45F5 | 44.450 | 25.40 | 16.51 | 7.920 | 36.20 | 38.90 | 35.0/7874 | 38.50 | 3.85 |
| P44.45F7A1 | 44.450 | 28.58 | 15.00 | 9.530 | 34.50 | 38.70 | 45.0/10116 | 49.50 | 3.80 |
| P44.45F12K2 | 44.450 | 25.40 | 25.40 | 12.700 | 54.40 | 59.00 | 170.0/38216 | 187.00 | 7.84 |
| P44.45F15K2 | 44.450 | 25.40 | 25.40 | 12.700 | 60.00 | - | 170.0/38216 | 187.00 | 8.34 |
| P46 | 46.000 | 16.00 | 16.00 | 8.000 | 36.00 | 39.00 | 55.0/12364 | 60.50 | 3.23 |
| P49F2A1 | 49.000 | 31.00 | 23.00 | 9.800 | 36.60 | 42.00 | 40.0/8992 | 44.00 | 5.51 |
| P50F3A1 | 50.000 | 31.00 | 15.00 | 9.530 | 35.40 | 38.65 | 83.0/18659 | 91.30 | 4.77 |
| P50F16 | 50.000 | 24.90 | 10.07 | 7.800 | 26.60 | 28.80 | 30.0/7418 | 36.30 | 2.22 |
| P50F27A1 | 50.000 | 31.00 | 15.00 | 9.800 | 36.60 | 42.00 | 40.0/8992 | 44.00 | 5.30 |
| P50F42A1 | 50.000 | 29.00 | 15.00 | 9.800 | 36.60 | 42.00 | 40.0/8992 | 44.00 | 4.03 |
| P50F53A2 | 50.000 | 31.00 | 15.50 | 10.000 | 37.10 | 40.00 | 40.0/8992 | 44.00 | 4.00 |

*套筒链: 表中滚子直径d1为套筒直径

*Bush chain: d1 in the table indicates the external diameter of the bush.

带附板输送链 Conveyor chains with attachments



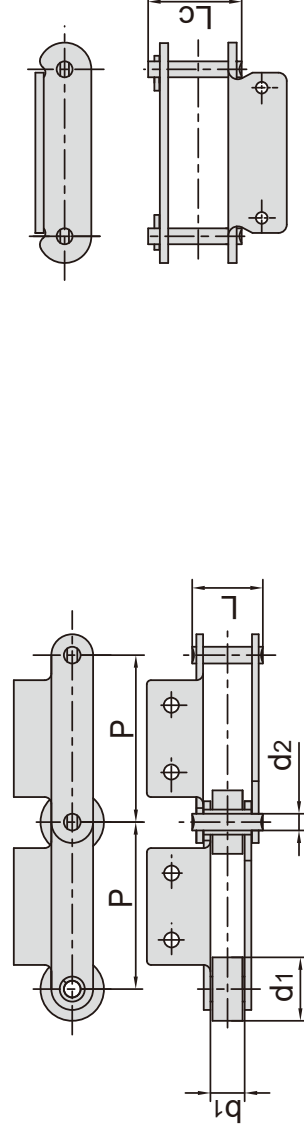
| 东华链号 Donghua Chain No. | P mm | L ₁ mm | G mm | F mm | W mm | h ₄ mm | h ₂ mm | d ₄ mm | t/T mm | d ₅ mm |
|------------------------------|---------|----------------------|---------|---------|---------|----------------------|----------------------|----------------------|-----------|----------------------|
| P13.7K1 | 13.700 | △ | 9.50 | 29.00 | 38.70 | 7.10 | 11.80 | 4.50 | 1.60 | - |
| P14.85K1 | 14.850 | △ | 14.85 | 30.00 | 38.00 | 10.00 | 14.50 | 3.50 | 2.03 | - |
| P16.7F1K1 | 16.700 | △ | 12.70 | 31.80 | 44.60 | 10.30 | 14.60 | 5.20 | 2.03 | - |
| P28 | 28.575 | 28.58 | 51.00 | 46.74 | 61.20 | 13.70 | 22.23 | 8.75 | 3.10 | - |
| P28F1 | 28.575 | 28.58 | 50.80 | 46.80 | 61.86 | 12.70 | 22.23 | 9.02 | 3.10 | - |
| P36.67A2 | 36.670 | 14.30 | 28.60 | 42.90 | 67.80 | 14.70 | 18.00 | 5.50 | 2.42 | - |
| P38F10K1 | 38.000 | △ | 30.00 | 49.00 | 79.00 | 16.50 | 21.00 | 8.40 | 3.50 | - |
| P38F11K1 | 38.000 | △ | 30.00 | 47.00 | 77.00 | 16.50 | 21.00 | 8.40 | 3.00 | - |
| P38F13K1 | 38.000 | △ | 30.00 | 49.00 | 79.00 | 16.50 | 16.50 | 7.00 | 3.50 | - |
| P38.1F2 | 38.100 | △ | 28.00 | 56.00 | 76.00 | 17.20 | 19.00 | 9.00 | 3.00 | - |
| P38.1F25A1 | 38.100 | △ | 28.00 | 51.00 | 71.00 | 15.00 | 21.00 | 8.40 | 4.00 | - |
| P38.1F25A2 | 38.100 | 50.00 | 70.00 | 48.00 | 68.00 | 15.00 | 21.00 | 7.00 | 4.00 | - |
| P38.1F31 | 38.100 | △ | 61.10 | 54.20 | 81.60 | 14.70 | 23.00 | 8.20 | 4.00 | - |
| P38.1F32 | 38.100 | △ | 61.10 | 61.00 | 81.60 | 14.70 | 23.00 | 10.20 | 4.00 | - |
| P39.75A1 | 39.750 | △ | 61.00 | 62.10 | 94.10 | 16.50 | 21.25 | 11 × 8 | 3.50 | - |
| P39.75A2F2 | 39.750 | 14.30 | 28.60 | 42.40 | 57.20 | 14.70 | 17.00 | 5.20 | 3.10 | - |
| P40F12A2 | 40.000 | 14.30 | 28.60 | 42.90 | 57.20 | 14.70 | 17.00 | 5.20 | 3.10 | - |
| P41.3F9A2 | 41.300 | 12.00 | 24.00 | 36.20 | 48.20 | 17.00 | 21.00 | 5.50 | 3.00 | - |
| P41.3F14A2 | 41.275 | 14.30 | 28.60 | 42.90 | 61.20 | 14.70 | 17.50 | 5.20 | 3.25 | - |
| P42F2 | 42.000 | △ | 35.00 | 40.00 | 76.00 | 12.80 | 17.00 | 6.00 | 3.00 | - |
| P42F13A1 | 42.010 | △ | 31.75 | 60.00 | 84.20 | 18.00 | 28.58 | 8.26 × 16 | 3.25 | - |
| P42.5 | 42.500 | 19.00 | 38.00 | 53.50 | 70.00 | 19.50 | 22.00 | 7.00 | 3.25 | - |
| P44F3A2 | 44.000 | 26.00 | 44.00 | 50.80 | 68.00 | 19.10 | 21.00 | 6.60 | 4.15/3.10 | - |
| P44.45F5 | 44.450 | △ | 34.93 | 57.16 | 74.46 | 19.05 | 19.05 | 8.00 | 3.80 | - |
| P44.45F7A1 | 44.450 | △ | 22.00 | 66.00 | 84.80 | 12.80 | 25.60 | 7.00 | 3.00 | - |
| P44.45F12K2 | 44.450 | 42.00 | 82.00 | 69.00 | 97.30 | 25.00 | 36.80 | 10.80 | 6.00/5.00 | - |
| P44.45F15K2 | 44.450 | 42.00 | 82.00 | 69.00 | 97.30 | 25.00 | 36.80 | 10.80 | 6.00/5.00 | - |
| P46 | 46.000 | △ | 38.00 | 54.00 | 82.80 | 18.00 | 22.00 | 6.00 | 4.00 | - |
| P49F2A1 | 49.000 | △ | 45.00 | 62.00 | 86.00 | 35.00 | 25.00 | 10.00 | 4.00 | - |
| P50F3A1 | 50.000 | △ | 60.00 | 63.00 | 98.00 | 19.10 | 25.00 | 10.00 | 4.00 | - |
| P50F16 | 50.000 | △ | 41.30 | 45.00 | 61.40 | 36.00 | 20.00 | 6.50 | 3.00 | - |
| P50F27A1 | 50.000 | △ | 45.00 | 62.00 | 86.00 | 35.00 | 25.00 | 10.00 | 4.00 | - |
| P50F42A1 | 50.000 | △ | 29.00 | 55.00 | 72.00 | 12.50 | 25.00 | 7.00 | 4.00 | - |
| P50F53A2 | 50.000 | 20.00 | 40.00 | 58.40 | 74.40 | 21.00 | 25.00 | 8.20 | 4.00 | - |

△附板带一个孔

△Attachments with 1 hole

带附板输送链

Conveyor chains with attachments

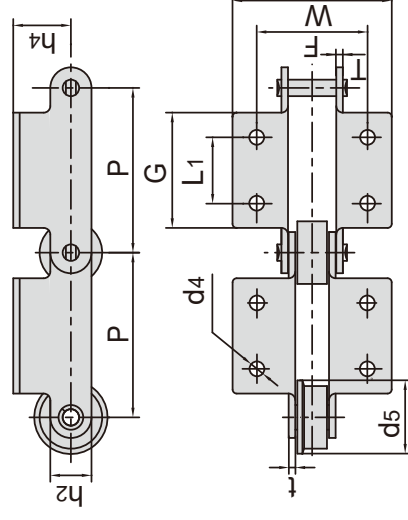
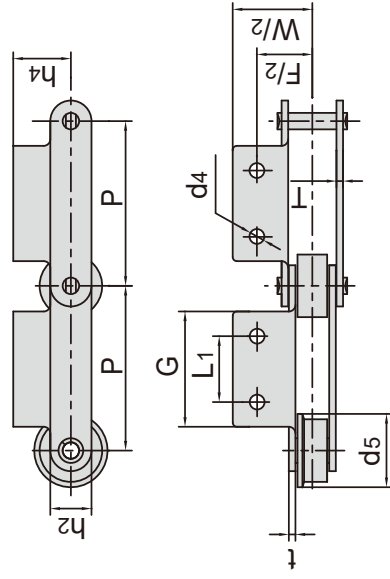


| 东华链号 Donghua Chain No. | 节距 Pitch | | 滚子直径 Roller diameter | | 内节内宽 Width between inner plates | | 销轴直径 Pin diameter | | 销轴长度 Pin length | | 抗拉强度 Tensile strength | | 平均抗拉强度 Average tensile strength | | 每米重量 Weight per meter | |
|------------------------------|-------------|----|----------------------------|-----------------|--|-----------------|-------------------------|-----------------|-----------------------|----------|-----------------------------|--|--|--|--------------------------------|--|
| | P | mm | d1 max mm | d1 min mm | b1 min mm | d2 max mm | L max mm | Lc max mm | Q min kN/lbf | Q0 kN | q kg/m | | | | | |
| P50.8F22A1-F | 50.80 | | 32.00 | 15.00 | 15.00 | 11.700 | 39.00 | 43.00 | 50.0/11240 | 55.00 | 6.13 | | | | | |
| P50.8F35A1 | 50.80 | | 25.00 | 12.57 | 12.57 | 5.940 | 25.90 | 29.00 | 31.8/7150 | 35.00 | 2.20 | | | | | |
| P50.8F40 | 50.80 | | 28.60 | 30.60 | 30.60 | 10.190 | 57.00 | 62.00 | 70.0/15736 | 77.00 | 7.55 | | | | | |
| P50.8F65K1 | 50.80 | | 16.00 | 17.00 | 17.00 | 8.000 | 37.60 | 40.70 | 56.7/12746 | 62.37 | 3.90 | | | | | |
| P58F2A2 | 58.00 | | 15.88 | 17.02 | 17.02 | 8.280 | 36.10 | 39.10 | 60.0/13488 | 66.00 | 2.46 | | | | | |
| P60A2F16 | 60.00 | | 15.88 | 17.02 | 17.02 | 8.280 | 36.10 | 39.10 | 60.0/13488 | 66.00 | 2.48 | | | | | |
| P62.5A3F1 | 62.50 | | 48.00 | 25.00 | 25.00 | 14.000 | 53.40 | 57.50 | 90.0/20232 | 99.00 | 10.60 | | | | | |
| P63F30K1 | 63.00 | | 42.00 | 24.00 | 24.00 | 10.000 | 46.00 | 49.50 | 85.0/19108 | 93.50 | 7.67 | | | | | |
| P68.25F1 | 68.25 | | 30.00 | 15.00 | 15.00 | 14.000 | 40.30 | 44.70 | 70.0/15736 | 77.00 | 4.19 | | | | | |
| P69F4A1 | 69.00 | | 30.00 | 12.50 | 12.50 | 9.530 | 30.00 | 34.00 | 45.0/10116 | 50.00 | 3.18 | | | | | |
| P69F5A1 | 69.00 | | 25.00 | 11.50 | 11.50 | 5.720 | 28.00 | 30.20 | 18.0/4046 | 19.80 | 2.38 | | | | | |
| P70F29 | 70.00 | | 40.00 | 19.00 | 19.00 | 10.000 | 37.10 | 41.00 | 57.0/12814 | 62.70 | 4.84 | | | | | |
| P75F6 | 75.00 | | 16.00 | 16.00 | 16.00 | 8.000 | - | 41.00 | 32.0/7200 | 35.20 | 2.44 | | | | | |
| P75F8A2 | 75.00 | | 31.80 | 16.00 | 16.00 | 8.000 | - | 41.00 | 32.0/7200 | 35.20 | 3.52 | | | | | |
| P75F8A2-F | 75.00 | | 30.00 | 16.00 | 16.00 | 8.000 | - | 41.00 | 32.0/7200 | 35.20 | 3.80 | | | | | |
| P75F20A1 | 75.00 | | 40.00 | 22.00 | 22.00 | 12.000 | 47.0 | 52.00 | 90.0/20232 | 99.00 | 6.81 | | | | | |
| P75F23 | 75.00 | | 28.00 | 24.40 | 24.40 | 11.100 | - | 61.50 | 140.0/31473 | 154.00 | 4.49 | | | | | |
| P75F27A2 | 75.00 | | 45.00 | 22.00 | 22.00 | 11.000 | - | 51.40 | 62.3/14005 | 68.00 | 7.43 | | | | | |
| P75F34A1 | 75.00 | | 40.00 | 22.00 | 22.00 | 12.000 | 47.00 | 52.00 | 90.0/20232 | 99.00 | 6.71 | | | | | |
| P75F34A2 | 75.00 | | 40.00 | 22.00 | 22.00 | 12.000 | 47.00 | 52.00 | 75.0/16860 | 82.50 | 6.86 | | | | | |
| P75F38K2 | 75.00 | | 22.20 | 22.00 | 22.00 | 11.300 | - | 53.50 | 62.7/14095 | 69.00 | 4.70 | | | | | |
| P75F56A1 | 75.00 | | 38.00 | 22.00 | 22.00 | 12.000 | 47.00 | 52.00 | 90.0/20232 | 99.00 | 6.04 | | | | | |
| P75F57A2 | 75.00 | | 15.75 | 16.00 | 16.00 | 8.000 | - | 41.00 | 32.0/7194 | 35.20 | 1.82 | | | | | |
| P75F63A2 | 75.00 | | 40.00 | 21.50 | 21.50 | 12.000 | 45.70 | 49.00 | 100.0/22480 | 110.00 | 6.20 | | | | | |
| *P76F1K1 | 76.00 | | 32.00 | 35.00 | 35.00 | 16.000 | - | 77.00 | 240.0/53954 | 265.00 | 12.10 | | | | | |
| P76.2F1 | 76.20 | | 31.75 | 15.00 | 15.00 | 14.200 | - | 44.20 | 60.0/13488 | 66.00 | 4.45 | | | | | |
| P76.2F41K1 | 76.20 | | 38.10 | 25.40 | 25.40 | 11.100 | - | 57.50 | 80.0/17984 | 88.00 | 7.40 | | | | | |
| P76.2F42K1 | 76.20 | | 38.10 | 25.40 | 25.40 | 11.100 | - | 60.70 | 120.0/26977 | 132.00 | 7.94 | | | | | |
| P76.2F14A3 | 76.20 | | 38.10 | 25.40 | 25.40 | 11.100 | - | 56.50 | 85.0/19108 | 93.50 | 6.10 | | | | | |
| P76.2F43 | 76.20 | | 31.74 | 15.88 | 15.88 | 7.940 | 33.10 | 36.20 | 54.5/12252 | 59.95 | 3.28 | | | | | |
| P76.2F69A2 | 76.20 | | 40.00 | 32.00 | 32.00 | 12.500 | 57.90 | 62.30 | 100.0/22480 | 110.00 | 9.21 | | | | | |
| P78F2K2 | 78.00 | | 32.00 | 37.00 | 37.00 | 15.000 | - | 83.20 | 210.0/47208 | 231.00 | 10.90 | | | | | |
| P78F3K2 | 78.00 | | 32.00 | 37.00 | 37.00 | 18.000 | - | 94.00 | 350.0/78680 | 385.00 | 15.90 | | | | | |
| P78.1F5K2 | 78.10 | | 31.75 | 38.10 | 38.10 | 16.460 | - | 95.00 | 250.0/56200 | 275.00 | 14.50 | | | | | |

*套筒链: 表中滚子直径d1为套筒直径

*Bush chain: d1 in the table indicates the external diameter of the bush.

带附板输送链 Conveyor chains with attachments



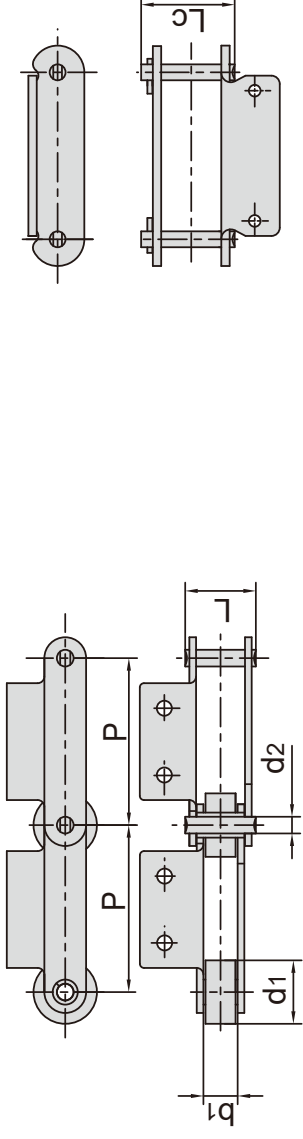
| 东华链号 Donghua Chain No. | P mm | L1 mm | G mm | F mm | W mm | h4 mm | h2 mm | d4 mm | t/T mm | d5 mm |
|------------------------------|---------|----------|---------|---------|---------|----------|----------|----------|-----------|----------|
| P50.8F22A1-F | 50.80 | △ | 45.00 | 75.00 | 110.40 | 20.00 | 26.40 | 9.00 | 4.50 | 40.00 |
| P50.8F35A1 | 50.80 | △ | 48.00 | 46.00 | 68.00 | 26.00 | 18.00 | 8.00 | 2.50 | - |
| P50.8F40 | 50.80 | - | 40.00 | - | 90.00 | 22.50 | 30.00 | - | 4.50 | - |
| P50.8F65K1 | 50.80 | △ | 30.00 | 55.60 | 84.00 | 16.00 | 25.00 | 8.70 | 4.00 | - |
| P58F2A2 | 58.00 | 26.00 | 44.00 | 66.80 | 84.00 | 19.10 | 21.00 | 6.60 | 4.15/3.10 | - |
| P60A2F16 | 60.00 | 26.00 | 44.00 | 66.80 | 84.00 | 19.10 | 21.00 | 6.60 | 4.15/3.10 | - |
| P62.5A3F1 | 62.50 | 40.00 | 65.00 | 90.00 | 130.00 | 26.00 | 35.00 | 11.00 | 5.00 | - |
| P63F30K1 | 63.00 | △ | 22.00 | 88.00 | 112.00 | 30.00 | 31.00 | 10.00 | 4.00 | - |
| P68.25F1 | 68.25 | 40.00 | 70.00 | 54.00 | 84.00 | 21.50 | 27.00 | 8.40 | 4.50 | - |
| P69F4A1 | 69.00 | △ | 60.00 | 60.00 | 80.00 | 27.00 | 25.00 | 9.00 | 3.00 | - |
| P69F5A1 | 69.00 | △ | 66.00 | 48.00 | 68.00 | 27.00 | 15.00 | 6.50 | 3.00 | - |
| P70F29 | 70.00 | △ | 34.00 | 60.00 | 87.00 | 15.00 | 30.00 | 10.30 | 3.00 | - |
| P75F6 | 75.00 | 30.00 | 55.00 | 60.00 | 92.00 | 20.00 | 22.00 | 10.00 | 3.00 | - |
| P75F8A2 | 75.00 | 30.00 | 55.00 | 60.00 | 92.00 | 20.00 | 22.00 | 10.00 | 3.20 | - |
| P75F8A2-F | 75.00 | 30.00 | 55.00 | 60.00 | 92.00 | 20.00 | 22.00 | 10.00 | 3.20 | 38.00 |
| P75F20A1 | 75.00 | △ | 55.00 | 64.00 | 92.00 | 25.00 | 32.00 | M8 | 4.50 | 50.00 |
| P75F23 | 75.00 | 40.00 | 60.00 | 88.00 | 118.00 | 37.00 | 30.00 | 9.00 | 6.00 | - |
| P75F27A2 | 75.00 | 35.00 | 60.00 | 70.00 | 110.90 | 22.00 | 32.00 | 10.00 | 4.50/4.00 | - |
| P75F34A1 | 75.00 | △ | 55.00 | 70.00 | 90.00 | 25.00 | 32.00 | M8 | 4.50 | 50.00 |
| P75F34A2 | 75.00 | 30.00 | 56.00 | 62.40 | 102.40 | 22.00 | 32.00 | M5 | 4.50 | 50.00 |
| P75F38K2 | 75.00 | 30.00 | 55.00 | 70.00 | 94.00 | 22.00 | 32.00 | 10.00 | 4.50 | - |
| P75F56A1 | 75.00 | △ | 45.00 | 69.00 | 99.00 | 25.00 | 32.00 | 9.00 | 4.50 | 45.00 |
| P75F57A2 | 75.00 | 30.00 | 55.00 | 66.00 | 98.00 | 19.58 | 22.00 | 10.00 | 3.20 | - |
| P75F63A2 | 75.00 | 25.00 | 55.50 | 71.20 | 94.00 | 22.00 | 32.00 | M8 | 4.00 | - |
| P76F1K1 | 76.00 | △ | 50.00 | 109.20 | 149.20 | 35.00 | 50.00 | 11.00 | 6.00 | - |
| P76.2F1 | 76.20 | 31.00 | 58.00 | 75.40 | 107.00 | 21.25 | 29.00 | 10.50 | 4.50 | - |
| P76.2F41K1 | 76.20 | △ | 51.00 | 75.00 | 100.00 | 39.55 | 30.20 | 8.60 | 4.80 | - |
| P76.2F42K1 | 76.20 | △ | 50.80 | 74.60 | 101.60 | 20.60 | 28.60 | 8.70 | 4.80/6.40 | - |
| P76.2F14A3 | 76.20 | 28.60 | 50.80 | 76.20 | 104.60 | 19.10 | 28.60 | 6.40 | 4.80 | - |
| P76.2F43 | 76.20 | 25.40 | 56.00 | 70.00 | 98.00 | 18.00 | 25.40 | 8.50 | 3.15 | - |
| P76.2F69A2 | 76.20 | 43.00 | 67.40 | 98.20 | 117.00 | 22.70 | 32.80 | 8.80 | 5.00 | 50.00 |
| P78F2K2 | 78.00 | 30.00 | 65.00 | 120.00 | 150.00 | 32.00 | 38.10 | 13.00 | 8.00 | - |
| P78F3K2 | 78.00 | 30.00 | 65.00 | 120.00 | 150.00 | 34.00 | 46.00 | 13.00 | 10.00 | - |
| P78.1F5K2 | 78.10 | 46.00 | 72.00 | 89.40 | 128.00 | 35.00 | 39.60 | 12.00 | 9.70 | - |

△附板带一个孔

△Attachments with 1 hole

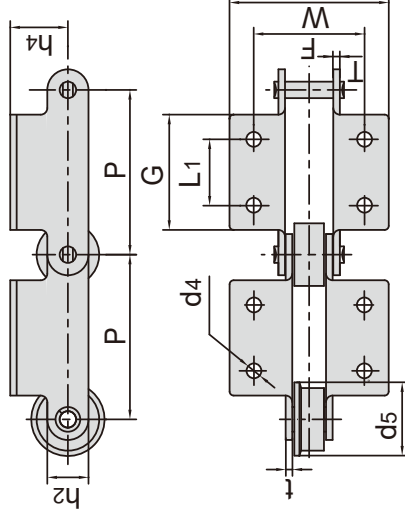
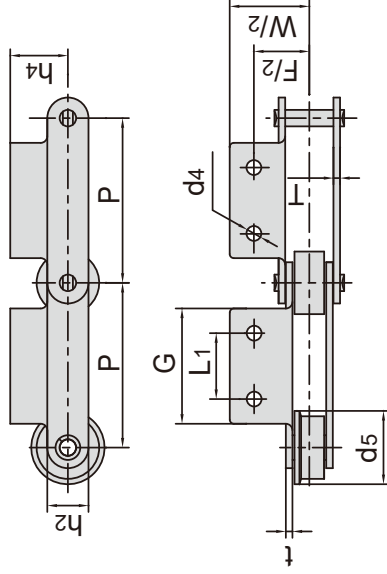
带附板输送链

Conveyor chains with attachments



| 东华链号 Donghua Chain No. | 节距 Pitch P mm | 滚子直径 Roller diameter d1 max mm | 内节内宽 Width between inner plates b1 min mm | 销轴直径 Pin diameter d2 max mm | 销轴长度 Pin length | | 抗拉强度 Tensile strength Q min kN/lbf | 平均抗拉强度 Average tensile strength Q0 kN | 每米长重 Weight per meter q kg/m |
|------------------------------|------------------------|---|---|--|-----------------------|-----------------|---|--|---|
| | | | | | L max mm | Lc max mm | | | |
| P78.11F8 | 78.11 | 31.80 | 37.10 | 15.000 | - | 83.50 | 100.0/22480 | 110.00 | 12.05 |
| P78.11F9 | 78.11 | 31.75 | 38.10 | 15.875 | - | 90.00 | 90.0/20232 | 99.00 | 11.28 |
| P80F4 | 80.00 | 30.00 | 15.00 | 13.900 | 42.50 | 46.50 | 86.0/19333 | 95.00 | 3.97 |
| P80F4-P | 80.00 | 45.00 | 15.00 | 13.900 | 42.50 | 46.50 | 86.0/19333 | 94.60 | 5.67 |
| P80F63A2 | 80.00 | 30.00 | 20.00 | 11.000 | 47.90 | 52.00 | 86.0/19333 | 94.60 | 5.30 |
| P85A2F1 | 85.00 | 44.45 | 16.00 | 10.000 | - | 56.60 | 90.0/20232 | 100.00 | 6.80 |
| P90F5A2 | 90.00 | 31.80 | 16.10 | 8.000 | - | 41.00 | 32.0/7193 | 35.00 | 2.86 |
| P90F8A2-GK | 90.00 | 45.00 | 37.00 | 12.700 | 69.10 | 74.00 | 140.0/31472 | 154.00 | 11.90 |
| P95F1A2 | 95.00 | 30.00 | 23.00 | 10.000 | 45.50 | 49.50 | 60.0/13488 | 66.00 | 3.79 |
| P97.5F1 | 97.50 | 50.00 | 24.00 | 15.000 | - | 52.00 | 100.0/22480 | 110.00 | 6.51 |
| P100A2-F1 | 100.00 | 50.00 | 29.90 | 14.000 | - | 61.00 | 150.0/33721 | 165.00 | 9.20 |
| P100F1 | 100.00 | 42.00 | 23.00 | 9.530 | 52.00 | 54.30 | 86.7/19704 | 95.00 | 6.06 |
| P100F2 | 100.00 | 36.00 | 18.00 | 9.530 | 47.00 | 49.30 | 86.7/19704 | 95.00 | 4.60 |
| P100F2A2 | 100.00 | 42.00 | 18.00 | 9.530 | 47.00 | 49.30 | 86.7/19490 | 95.37 | 5.33 |
| P100F3 | 100.00 | 29.00 | 30.00 | 14.500 | - | 71.00 | 95.0/21356 | 105.00 | 9.46 |
| P100F4 | 100.00 | 40.00 | 22.00 | 11.300 | - | 53.50 | 65.0/14612 | 72.00 | 5.13 |
| P100F5 | 100.00 | 22.20 | 22.00 | 11.300 | - | 53.50 | 65.0/14612 | 72.00 | 3.90 |
| P100F12 | 100.00 | 45.00 | 37.00 | 12.000 | 64.00 | 67.00 | 150.0/33721 | 165.00 | 10.30 |
| P100F15 | 100.00 | 38.00 | 25.80 | 10.700 | - | 57.00 | 45.0/10116 | 50.00 | 5.25 |
| P100F16A2-F | 100.00 | 31.80 | 16.10 | 8.000 | 34.80 | 35.50 | 55.0/12364 | 60.50 | 2.68 |
| P100F33 | 100.00 | 40.00 | 27.00 | 11.300 | - | 64.80 | 100.0/22480 | 110.00 | 6.80 |
| P100F41A2 | 100.00 | 45.00 | 25.40 | 12.700 | - | 63.80 | 80.0/17984 | 88.00 | 8.26 |
| P100F50 | 100.00 | 36.00 | 29.00 | 15.000 | 70.00 | 76.00 | 200.0/44992 | 220.00 | 13.93 |
| P100F75 | 100.00 | 26.00 | 22.00 | 10.700 | - | 55.00 | 45.0/10116 | 50.00 | 4.75 |
| P100F82A1 | 100.00 | 31.80 | 16.10 | 8.000 | - | 41.00 | 32.0/7193 | 35.20 | 3.07 |
| P100F93 | 100.00 | 40.00 | 22.00 | 11.300 | - | 59.50 | 86.0/19333 | 94.60 | 8.07 |
| P100F94K1 | 100.00 | 47.60 | 26.00 | 27.000 | 61.00 | 70.00 | 160.0/35993 | 176.00 | 12.90 |
| P100F95A2 | 100.00 | 32.00 | 14.00 | 11.100 | 32.50 | 36.00 | 60.0/13488 | 66.00 | 3.11 |
| P100F99K2 | 100.00 | 40.00 | 22.00 | 11.100 | 48.40 | 53.40 | 65.0/14612 | 71.50 | 5.54 |
| P100F104 | 100.00 | 40.00 | 22.00 | 11.300 | - | 60.70 | 146.0/32822 | 160.60 | 7.33 |
| P100F108K2 | 100.00 | 40.00 | 22.00 | 11.300 | - | 53.50 | 65.0/14612 | 71.50 | 5.80 |
| P100F109A2 | 100.00 | 45.00 | 21.00 | 14.000 | 48.00 | 53.00 | 50.0/11240 | 55.00 | 6.94 |

带附板输送链 Conveyor chains with attachments

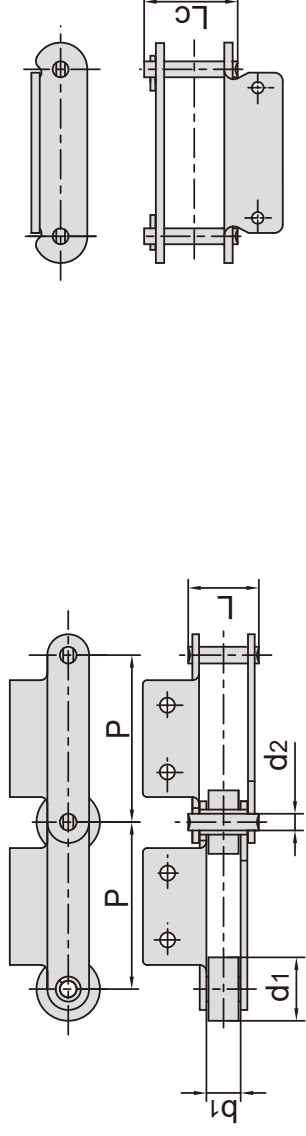


| 东华链号 Donghua Chain No. | P | L ₁ | G | F | W | h ₄ | h ₂ | d ₄ | t/T | d ₅ |
|------------------------------|--------|----------------|--------|--------|--------|----------------|----------------|----------------|-----------|----------------|
| | mm | mm | mm | mm | mm | mm | mm | mm | mm | mm |
| P78.11F8 | 78.11 | 30.00 | 65.00 | 120.00 | 150.00 | 35.00 | 38.10 | 12.00 | 7.90 | - |
| P78.11F9 | 78.11 | 38.10 | 116.60 | 104.60 | 133.30 | 31.75 | 38.10 | 14.30 | 7.90 | - |
| P80F4 | 80.00 | 40.00 | 70.20 | 57.40 | 87.40 | 22.95 | 27.10 | 8.50 | 5.60/4.15 | - |
| P80F4-P | 80.00 | 40.00 | 70.20 | 57.40 | 87.40 | 22.95 | 27.10 | 8.50 | 5.60/4.15 | - |
| P80F63A2 | 80.00 | 40.00 | 70.20 | 62.40 | 92.40 | 22.95 | 27.10 | 8.50 | 5.60/4.15 | 40.00 |
| P85A2F1 | 85.00 | 30.00 | 50.40 | 95.00 | 125.00 | 22.50 | 35.00 | 9.00 | 4.80 | - |
| P90F5A2 | 90.00 | 40.00 | 65.00 | 60.00 | 92.00 | 20.00 | 22.00 | 10.00 | 3.20 | 42.00 |
| P90F8A2-GK | 90.00 | 40.00 | 75.00 | 96.00 | 118.00 | 44.50 | 38.00 | 11.00 | 6.00 | - |
| P95F1A2 | 95.00 | 40.00 | 65.00 | 66.40 | 96.40 | 22.50 | 25.00 | 8.50 | 4.00 | 40.00 |
| P97.5F1 | 97.50 | - | 50.00 | - | 130.00 | 35.00 | 35.00 | - | 4.00 | - |
| P100A2-F1 | 100.00 | 40.00 | 65.00 | 98.00 | 128.00 | 35.00 | 40.00 | 10.00 | 4.00 | 65.00 |
| P100F1 | 100.00 | 78.00 | 96.00 | 73.00 | 103.00 | 17.50 | 32.00 | 7.00 | 5.00 | - |
| P100F2 | 100.00 | 40.00 | 70.00 | 68.00 | 98.00 | 17.50 | 32.00 | 9.00 | 5.00 | - |
| P100F2A2 | 100.00 | 40.00 | 70.00 | 68.00 | 98.00 | 17.50 | 32.00 | 9.00 | 5.00 | - |
| P100F3 | 100.00 | 40.00 | 70.00 | 100.00 | 128.00 | 28.00 | 38.10 | 12.00 | 6.00 | - |
| P100F4 | 100.00 | 40.00 | 65.00 | 70.00 | 94.00 | 22.00 | 32.00 | 10.00 | 4.50 | - |
| P100F5 | 100.00 | 40.00 | 65.00 | 70.00 | 94.00 | 22.00 | 32.00 | 10.00 | 4.50 | - |
| P100F12 | 100.00 | 60.00 | 90.00 | 98.00 | 128.00 | 34.00 | 40.00 | 11.50 | 5.00 | 64.00 |
| P100F15 | 100.00 | 29.85 | 65.00 | 75.00 | 115.60 | 20.00 | 28.00 | 9.00 | 4.80 | - |
| P100F16A2-F | 100.00 | 40.00 | 65.00 | 60.00 | 92.00 | 20.00 | 22.00 | 10.00 | 3.20 | 42.00 |
| P100F33 | 100.00 | 40.00 | 65.00 | 78.30 | 102.30 | 24.30 | 32.00 | 10.00 | 6.00 | 50.00 |
| P100F41A2 | 100.00 | 40.00 | 70.00 | 80.00 | 126.00 | 25.00 | 31.80 | 12.00 | 6.30 | 60.00 |
| P100F50 | 100.00 | 40.00 | 70.00 | 156.00 | 196.00 | 43.00 | 60.00 | 9.00 | 8.00 | - |
| P100F75 | 100.00 | 29.85 | 65.00 | 68.00 | 112.00 | 20.00 | 28.00 | 12 x 9 | 4.80 | - |
| P100F82A1 | 100.00 | △ | 65.00 | 60.00 | 92.00 | 20.00 | 22.00 | 10.00 | 3.20 | 42.00 |
| P100F93 | 100.00 | 40.00 | 70.00 | 100.00 | 124.00 | 30.00 | 32.00 | 100.00 | 6.00 | - |
| P100F94K1 | 100.00 | △ | 35.00 | 85.00 | 116.00 | 38.50 | 55.00 | 13.00 | 7.00/5.00 | - |
| P100F95A2 | 100.00 | 30.00 | 51.00 | 76.00 | 104.00 | 18.00 | 30.00 | 9.00 | 3.00 | - |
| P100F99K2 | 100.00 | 40.00 | 65.00 | 70.00 | 104.00 | 22.00 | 32.00 | 9.50 | 4.80 | - |
| P100F104 | 100.00 | 40.00 | 65.00 | 70.00 | 104.00 | 23.60 | 32.00 | 10.00 | 6.30 | - |
| P100F108K2 | 100.00 | 40.00 | 65.00 | 70.00 | 94.00 | 35.00 | 32.00 | 10.00 | 4.50 | - |
| P100F109A2 | 100.00 | 40.00 | 60.00 | 110.00 | 130.00 | 17.50 | 35.00 | 6.40 | 5.00 | - |

△附板带一个孔

△Attachments with 1 hole

带附板输送带 Conveyor chains with attachments

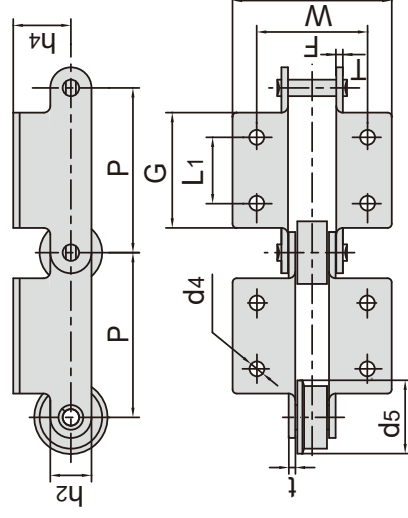
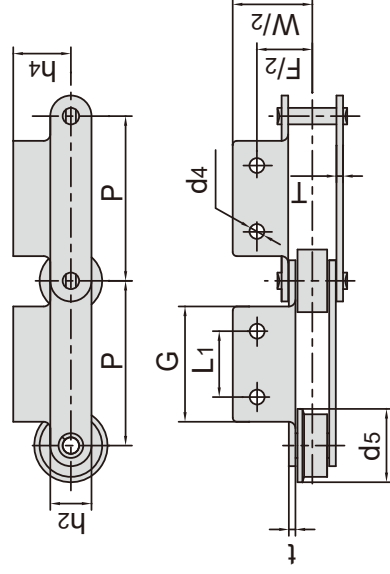


| 东华链号 Donghua Chain No. | 节距 Pitch P mm | 滚子直径 Roller diameter d1 max mm | 内节内宽 Width between inner plates b1 min mm | 销轴直径 Pin diameter d2 max mm | 销轴长度 Pin length | | 抗拉强度 Tensile strength Q min kN/lbf | 平均抗拉强度 Average tensile strength Q0 kN | 每米重量 Weight per meter q kg/m |
|------------------------------|------------------------|---|---|--|-----------------------|-----------------|---|--|---|
| | | | | | L max mm | Lc max mm | | | |
| *P100F128K2 | 100.00 | 32.00 | 45.00 | 16.000 | - | 95.00 | 240/53954 | 276.00 | 13.50 |
| P100F143 | 100.00 | 40.00 | 24.00 | 11.300 | - | 53.50 | 65.0/14612 | 72.00 | 5.73 |
| P100F148A2-F | 100.00 | 38.00 | 20.50 | 9.530 | 43.60 | 47.90 | 38.0/8540 | 43.00 | 3.93 |
| P100F101A2 | 100.00 | 22.20 | 24.00 | 11.100 | 57.50 | 62.70 | 70.0/15736 | 77.00 | 5.50 |
| P100F175A2 | 100.00 | 49.00 | 30.00 | 14.500 | - | 71.00 | 112.0/25178 | 123.20 | - |
| P100F226K2 | 100.00 | 31.00 | 14.50 | 10.000 | 37.50 | 41.50 | 80.0/17984 | 88.00 | 3.00 |
| P100F233A2 | 100.00 | 30.00 | 32.00 | 14.000 | - | 72.50 | 190.0/42712 | 209.00 | 7.65 |
| P100F237A3 | 100.00 | 40.00 | 33.00 | 10.000 | 56.00 | 61.00 | 85.0/19108 | 93.50 | 6.68 |
| P100F241K2 | 100.00 | 25.00 | 31.00 | 12.000 | - | 65.00 | 80.0/17984 | 88.00 | 7.52 |
| P100F251K2 | 100.00 | 29.00 | 30.00 | 14.500 | - | 71.00 | 79.0/17759 | 86.90 | 7.30 |
| P100F264A2 | 100.00 | 40.00 | 27.00 | 11.300 | - | 64.50 | 65.0/14612 | 71.50 | 7.12 |
| P100F277A2 | 100.00 | 45.00 | 21.00 | 21.000 | - | 60.00 | 120.0/26976 | 132.00 | 7.32 |
| P100F281A1 | 100.00 | 40.00 | 24.00 | 12.000 | 47.80 | 54.80 | 75.0/16860 | 82.50 | 6.40 |
| RF10100K2 | 100.00 | 50.80 | 30.00 | 14.500 | - | 69.00 | 102.7/23087 | 113.00 | 12.60 |
| P100F148A2-F | 100.00 | 44.50 | 20.50 | 9.530 | 43.60 | 47.90 | 38.0/8542 | 41.80 | 3.93 |
| P100F331A2 | 100.00 | 28.58 | 20.50 | 10.000 | 42.30 | 46.10 | 56.0/12589 | 61.60 | 4.10 |
| P100F356A2-F | 100.00 | 50.00 | 37.00 | 14.000 | 61.80 | 66.00 | 105.0/23604 | 115.50 | 10.20 |
| *P101.6F1 | 101.60 | 25.00 | 55.00 | 16.000 | - | 110.00 | 60.0/13488 | 66.00 | 11.90 |
| P101.6F2A2F1 | 101.60 | 47.60 | 18.20 | 19.100 | - | 53.50 | 97.8/22000 | 107.58 | 7.16 |
| P101.6F9 | 101.60 | 31.75 | 15.00 | 14.200 | - | 44.20 | 66.7/15159 | 73.00 | 8.40 |
| *P101.6F17K2 | 101.60 | 25.40 | 55.60 | 15.880 | - | 115.00 | 180.0/40492 | 198.00 | 12.40 |
| *P101.6F17K2F1 | 101.60 | 25.40 | 55.60 | 15.880 | - | 115.00 | 180.0/40464 | 198.00 | 11.92 |
| P101.6F18A1 | 101.60 | 31.75 | 15.00 | 10.000 | 37.00 | 41.00 | 56.0/12589 | 61.00 | 3.63 |
| *P101.6F18A2 | 101.60 | 31.75 | 15.00 | 10.000 | 37.00 | 41.00 | 40.0/8992 | 44.00 | 3.66 |
| P101.6F21 | 101.60 | 38.10 | 53.80 | 15.875 | - | 112.20 | 180.0/40492 | 198.00 | 14.90 |
| P101.6F25 | 101.60 | 36.50 | 50.80 | 19.050 | - | 112.00 | 200.0/44992 | 220.00 | 18.10 |
| P101.6F30A2 | 101.60 | 38.00 | 22.00 | 10.000 | - | 52.80 | 100.0/22480 | 110.00 | 5.19 |
| P101.6F35 | 101.60 | 66.70 | 25.00 | 25.400 | 61.00 | 66.00 | 160.0/35993 | 176.00 | 15.73 |
| P101.6F36 | 101.60 | 57.15 | 33.40 | 15.880 | - | 92.00 | 180.0/40492 | 198.00 | 14.33 |
| P101.6F39 | 101.60 | 57.15 | 33.30 | 16.000 | 82.00 | 89.00 | 127.0/28550 | 140.00 | 17.70 |
| P101.6F39K1F1 | 101.60 | 57.15 | 33.30 | 16.000 | 82.00 | 89.00 | 127.0/28550 | 140.00 | 16.60 |
| P101.6F40A2 | 101.60 | 38.10 | 21.00 | 10.000 | - | 52.00 | 50.0/11240 | 55.00 | 4.69 |
| P101.6F41K1 | 101.60 | 44.50 | 27.00 | 11.300 | - | 67.00 | 78.0/17546 | 86.00 | 10.20 |
| P101.6F43A2 | 101.60 | 50.00 | 16.00 | 16.000 | 49.00 | 53.50 | 145.0/32620 | 160.00 | 7.95 |

*套筒链：表中滚子直径d1为套筒直径

*Bush chain: d1 in the table indicates the external diameter of the bush.

带附板输送链 Conveyor chains with attachments



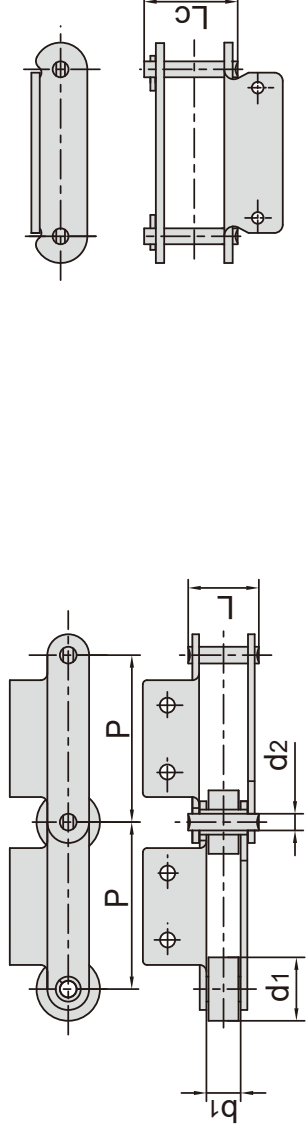
| 东华链号 Donghua Chain No. | P | L ₁ | G | F | W | h ₄ | h ₂ | d ₄ | t/T | d ₅ |
|------------------------------|--------|----------------|--------|--------|--------|----------------|----------------|----------------|-----------|----------------|
| | mm | mm | mm | mm | mm | mm | mm | mm | mm | mm |
| P100F128K2 | 100.00 | 30.00 | 61.00 | 123.20 | 163.50 | 35.00 | 50.00 | 13.00 | 8.00 | - |
| P100F143 | 100.00 | 40.00 | 65.00 | 70.00 | 100.00 | 35.00 | 32.00 | 11.00 | 4.00 | 50.00 |
| P100F148A2-F | 100.00 | 50.00 | 70.00 | 72.00 | 104.00 | 37.00 | 21.00 | 9.00 | 4.00 | 44.50 |
| P100F101A2 | 100.00 | 41.00 | 65.00 | 86.00 | 134.00 | 24.50 | 33.00 | 9.00 | 6.00 | - |
| P100F175A2 | 100.00 | 40.00 | 70.00 | 100.00 | 128.00 | 28.00 | 38.10 | M8 | 6.00 | - |
| P100F226K2 | 100.00 | 35.00 | 70.00 | 65.00 | 98.00 | 35.00 | 25.00 | 9.00 | 4.50/4.00 | - |
| P100F233A2 | 100.00 | 40.00 | 70.00 | 80.00 | 112.00 | 31.00 | 40.00 | 10.50 | 6.00 | - |
| P100F237A3 | 100.00 | 56.00 | 100.00 | 108.00 | 144.00 | 31.00 | 32.00 | 12.00 | 4.00 | - |
| P100F241K2 | 100.00 | 50.00 | 90.00 | 100.00 | 132.00 | 35.00 | 42.00 | 12.00 | 5.00 | - |
| P100F251K2 | 100.00 | 40.00 | 70.00 | 100.00 | 128.00 | 28.00 | 38.10 | 12.00 | 6.00 | - |
| P100F264A2 | 100.00 | 40.00 | 65.00 | 75.00 | 99.00 | 22.00 | 32.00 | 10.00 | 6.00 | - |
| P100F277A2 | 100.00 | 40.00 | 80.00 | 70.00 | 110.00 | 31.50 | 35.00 | 13.00 | 6.00 | - |
| P100F281A1 | 100.00 | △ | 76.00 | 77.00 | 140.00 | 26.00 | 36.00 | 16.60 | 4.00 | - |
| RF10100K2 | 100.00 | 40.00 | 70.00 | 100.00 | 126.00 | 28.00 | 38.10 | 12.00 | 6.30 | - |
| P100F148A2-F | 100.00 | 50.00 | 70.00 | 72.00 | 104.00 | 37.00 | 21.00 | 9.00 | 4.00 | - |
| P100F331A2 | 100.00 | 50.00 | 70.00 | 71.50 | 91.50 | 35.00 | 25.00 | 9.00 | 4.00 | - |
| P100F356A2-F | 100.00 | 40.00 | 65.00 | 105.00 | 135.00 | 35.00 | 40.00 | M8 | 4.00 | 64.00 |
| P101.6F1 | 101.60 | 44.00 | 73.00 | 136.00 | 165.00 | 30.00 | 40.00 | 11.00 | 10.00 | - |
| P101.6F2A2F1 | 101.60 | 40.00 | 65.00 | 70.00 | 94.00 | 22.00 | 38.10 | 10.00 | 5.00 | - |
| P101.6F9 | 101.60 | 31.00 | 65.00 | 75.40 | 107.00 | 21.25 | 29.00 | 10.50 | 4.50 | - |
| P101.6F17K2 | 101.60 | 44.50 | 84.00 | 136.00 | 172.00 | 25.40 | 38.00 | 11.00 | 10.00 | - |
| P101.6F17K2F1 | 101.60 | 44.50 | 78.00 | 135.00 | 172.00 | 25.40 | 38.00 | 11.00 | 10.00 | - |
| P101.6F18A1 | 101.60 | △ | 60.00 | 76.00 | 124.00 | 19.00 | 25.00 | 10.60 | 4.00 | - |
| P101.6F18A2 | 101.60 | 30.00 | 60.00 | 76.00 | 124.00 | 19.00 | 25.00 | 10.50 | 4.00 | - |
| P101.6F21 | 101.60 | 44.50 | 141.20 | 134.90 | 177.80 | 28.70 | 38.10 | 14.00 | 9.65 | - |
| P101.6F25 | 101.60 | 44.45 | 152.40 | 140.70 | 171.60 | 41.28 | 44.45 | 13.50 | 9.50 | - |
| P101.6F30A2 | 101.60 | 40.00 | 70.00 | 80.00 | 107.00 | 22.00 | 30.00 | 11.50 | 5.00 | - |
| P101.6F35 | 101.60 | 50.00 | 70.00 | 107.00 | 127.00 | 40.00 | 51.00 | 10.00 | 6.00 | - |
| P101.6F36 | 101.60 | △ | 50.80 | 98.40 | 142.90 | 32.00 | 38.10 | 14.30 | 9.50 | - |
| P101.6F39 | 101.60 | △ | 50.80 | 101.60 | 146.40 | 31.75 | 38.10 | 14.20 | 9.65 | - |
| P101.6F39K1F1 | 101.60 | △ | 38.10 | 101.60 | 138.20 | 33.30 | 38.10 | 14.20 | 9.65 | - |
| P101.6F40A2 | 101.60 | 40.00 | 70.00 | 80.00 | 108.00 | 22.00 | 25.00 | 12.00 | 5.00 | - |
| P101.6F41K1 | 101.60 | △ | 70.00 | 100.00 | 128.00 | 28.00 | 28.60 | 12.00 | 6.30 | - |
| P101.6F43A2 | 101.60 | 32.00 | 56.00 | 80.00 | 112.00 | 20.00 | 40.00 | 9.50 | 6.00 | - |

△附板带一个孔

△Attachments with 1 hole

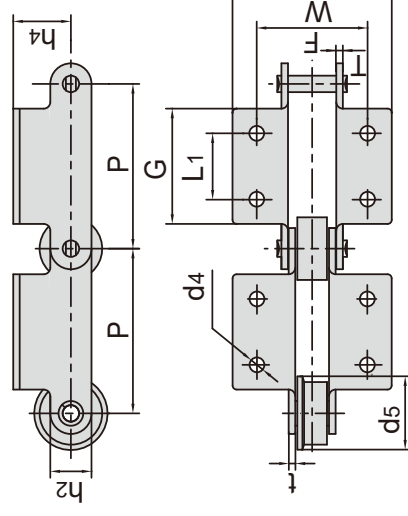
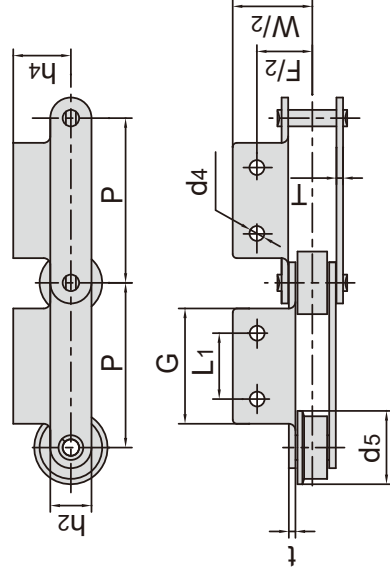
带附板输送链

Conveyor chains with attachments



| 东华链号 Donghua Chain No. | 节距 Pitch | | 滚子直径 Roller diameter | | 内节内宽 Width between inner plates | | 销轴直径 Pin diameter | | 销轴长度 Pin length | | 抗拉强度 Tensile strength | | 平均抗拉强度 Average tensile strength | | 每米长重 Weight per meter | |
|------------------------------|-------------|----|----------------------------|----|--|----|-------------------------|----|-----------------------|-----------|-----------------------------|--------|--|----|--------------------------------|------|
| | P | mm | d1 max | mm | b1 min | mm | d2 max | mm | L max | Lc max | Q min | kN/lbf | Q0 | kN | q | kg/m |
| P101.6F54K1 | 101.60 | | 57.15 | | 33.30 | | 16.000 | | - | 89.00 | 177.8/39998 | 197.40 | 17.86 | | | |
| P101.6F56K2 | 101.60 | | 32.00 | | 54.50 | | 16.000 | | - | 115.00 | 180.0/40493 | 199.80 | 16.51 | | | |
| P101.6F57K3 | 101.60 | | 57.15 | | 31.75 | | 15.900 | | - | 67.40 | 166.0/37343 | 191.20 | 13.90 | | | |
| P101.6F62K1 | 101.60 | | 57.15 | | 33.30 | | 16.000 | | - | 89.00 | 177.8/39998 | 197.40 | 18.83 | | | |
| P101.6F69K3 | 101.60 | | 38.10 | | 23.80 | | 12.700 | | - | 65.10 | 100.0/22480 | 110.80 | 8.34 | | | |
| P10.16F76 | 101.60 | | 57.15 | | 31.56 | | 16.000 | | 56.20 | 62.00 | 82.6/18582 | 91.70 | 11.57 | | | |
| P101.6F80A2 | 101.60 | | 44.50 | | 31.60 | | 15.900 | | - | 81.00 | 130.0/29245 | 144.30 | 11.36 | | | |
| P101.6F84A2 | 101.60 | | 50.80 | | 30.23 | | 11.180 | | - | 62.00 | 80.36/18078 | 89.20 | 9.04 | | | |
| P101.6F88 | 101.60 | | 57.15 | | 31.00 | | 15.880 | | - | 89.00 | 140.0/31473 | 160.00 | 18.40 | | | |
| P101.6F91A1 | 101.60 | | 38.10 | | 21.00 | | 9.700 | | - | 52.50 | 50.0/11240 | 55.00 | 5.30 | | | |
| P101.6F95K2 | 101.60 | | 28.60 | | 27.60 | | 12.700 | | - | 67.00 | 120.0/26977 | 132.00 | 6.65 | | | |
| P101.6F97K1 | 101.60 | | 44.45 | | 33.27 | | 15.880 | | - | 82.60 | 113.2/25448 | 125.00 | 13.77 | | | |
| P101.6F98K2 | 101.60 | | 47.60 | | 19.00 | | 12.000 | | - | 53.00 | 100.0/22480 | 110.00 | 6.60 | | | |
| P101.6F101K1 | 101.60 | | 57.15 | | 33.30 | | 16.000 | | - | 89.00 | 114.0/25628 | 125.00 | 17.70 | | | |
| P101.6F115A2 | 101.60 | | 31.75 | | 15.00 | | 14.200 | | - | 44.20 | 66.7/14994 | 73.37 | 4.42 | | | |
| P101.6F117A2 | 101.60 | | 50.00 | | 16.00 | | 16.000 | | 49.00 | 53.50 | 145.0/32596 | 159.50 | 8.27 | | | |
| P101.6F121A1 | 101.60 | | 38.10 | | 22.60 | | 10.000 | | 49.80 | 53.60 | 50.0/11240 | 55.00 | 5.33 | | | |
| P101.6F123K1 | 101.60 | | 28.58 | | 30.00 | | 14.270 | | - | 70.10 | 158.0/35518 | 173.80 | 8.35 | | | |
| P101.6F128K3 | 101.60 | | 57.00 | | 32.00 | | 15.900 | | 66.80 | 73.50 | 120.0/26976 | 132.00 | 13.80 | | | |
| P101.6F131A2 | 101.60 | | 50.00 | | 33.00 | | 16.000 | | 66.00 | 70.50 | 145.0/32596 | 159.50 | 13.80 | | | |
| P101.6F135A2 | 101.60 | | 26.50 | | 25.22 | | 11.100 | | 55.50 | 60.00 | 127.0/28550 | 139.70 | 6.18 | | | |
| P101.6F136K2 | 101.60 | | 31.75 | | 50.80 | | 19.050 | | - | 112.00 | 200.0/44960 | 220.00 | 19.80 | | | |
| P101.6F147K1 | 101.60 | | 50.80 | | 34.90 | | 15.880 | | - | 92.00 | 200.0/44960 | 220.00 | 14.20 | | | |
| P101.6F165A2 | 101.60 | | 57.15 | | 33.27 | | 15.900 | | - | 87.50 | 230.0/51704 | 253.00 | 14.80 | | | |
| P114.3F7A2 | 114.30 | | 63.50 | | 31.60 | | 15.900 | | - | 80.40 | 200.0/44960 | 216.00 | 13.70 | | | |
| P117 | 117.00 | | 35.00 | | 50.00 | | 17.000 | | - | 102.00 | 150.0/33721 | 166.50 | 13.40 | | | |
| P120 | 120.00 | | 50.00 | | 28.00 | | 12.000 | | 54.00 | 58.00 | 160.0/35993 | 176.00 | 8.14 | | | |
| P120A2F4 | 120.00 | | 32.00 | | 37.00 | | 12.700 | | 69.10 | - | 140.0/31473 | 155.40 | 9.00 | | | |
| P120F14A2 | 120.00 | | 57.48 | | 37.00 | | 12.700 | | 69.10 | 74.00 | 140.0/31472 | 151.20 | 13.80 | | | |
| P120F15A1 | 120.00 | | 50.00 | | 28.00 | | 12.000 | | 54.00 | 58.00 | 160.0/35968 | 172.80 | 8.10 | | | |
| P120F17A2 | 120.00 | | 47.00 | | 47.40 | | 24.000 | | - | 109.00 | 500.0/112400 | 540.00 | 25.00 | | | |
| P125A2F1 | 125.00 | | 44.00 | | 44.00 | | 20.000 | | - | 97.20 | 150.0/33720 | 165.00 | 14.33 | | | |
| P125F2 | 125.00 | | 32.00 | | 18.50 | | 8.000 | | 39.00 | - | 50.0/11240 | 55.00 | 2.66 | | | |
| P125F9A2 | 125.00 | | 45.00 | | 25.00 | | 14.600 | | 55.50 | 60.00 | 50.0/11240 | 55.00 | 2.58 | | | |

带附板输送链 Conveyor chains with attachments



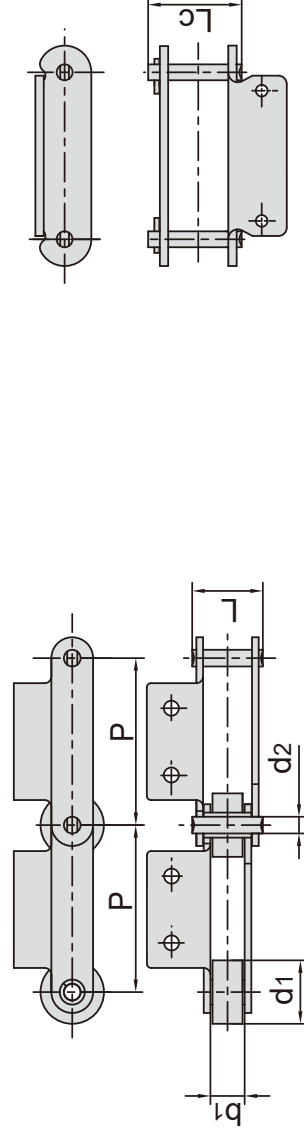
| 东华链号 Donghua Chain No. | P | L ₁ | G | F | W | h ₄ | h ₂ | d ₄ | t/T | d ₅ |
|------------------------------|--------|----------------|--------|--------|--------|----------------|----------------|----------------|-----------|----------------|
| | mm | mm | mm | mm | mm | mm | mm | mm | mm | mm |
| P101.6F54K1 | 101.60 | △ | 50.80 | 101.60 | 146.40 | 31.75 | 38.10 | 14.20 | 9.65 | - |
| P101.6F56K2 | 101.60 | 45.00 | 81.00 | 142.20 | 179.20 | 32.50 | 45.00 | 11 × 15 | 10.00 | - |
| P101.6F57K3 | 101.60 | 50.80 | 82.60 | 101.60 | 132.50 | 36.50 | 44.45 | 10.3/15 | 6.40 | - |
| P101.6F62K1 | 101.60 | △ | 50.80 | 101.60 | 146.40 | 31.75 | 41.30 | 14.20 | 9.65 | - |
| P101.6F69K3 | 101.60 | 38.10 | 68.00 | 69.90 | 103.20 | 22.20 | 33.00 | 10.30 | 6.40 | - |
| P101.6F76 | 101.60 | 60.00 | 76.20 | 70.00 | 101.20 | 35.00 | 38.10 | 5.00 | 4.00 | 70.00 |
| P101.6F80A2 | 101.60 | 40.00 | 80.00 | 110.00 | 146.00 | 35.00 | 38.10 | 15.00 | 8.00 | - |
| P101.6F84A2 | 101.60 | 50.80 | 79.50 | 101.60 | 133.60 | 28.70 | 31.80 | 9.60 | 4.80 | - |
| P101.6F88 | 101.60 | 44.45 | 71.00 | 101.00 | 142.50 | 31.75 | 39.50 | 11.00 | 9.50 | - |
| P101.6F91A1 | 101.60 | △ | 70.00 | 80.00 | 108.00 | 22.00 | 25.00 | M10 | 5.00 | - |
| P101.6F95K2 | 101.60 | 40.00 | 70.00 | 90.00 | 123.00 | 28.00 | 32.00 | 12.00 | 6.00 | - |
| P101.6F97K1 | 101.60 | △ | 76.20 | 92.00 | 134.80 | 25.40 | 38.10 | 14.20 | 7.90 | - |
| P101.6F98K2 | 101.60 | 40.00 | 70.00 | 78.00 | 105.00 | 32.00 | 30.00 | 11.50 | 5.00 | - |
| P101.6F101K1 | 101.60 | △ | 50.80 | 101.60 | 146.40 | 31.75 | 38.10 | 9.70 | 9.65 | - |
| P101.6F115A2 | 101.60 | 32.00 | 66.00 | 75.40 | 107.00 | 21.25 | 28.50 | 9.35 | 4.50 | - |
| P101.6F117A2 | 101.60 | 32.00 | 56.00 | 93.80 | 125.80 | 20.00 | 40.00 | 9.50 | 6.00 | - |
| P101.6F121A1 | 101.60 | △ | 70.00 | 80.00 | 109.60 | 22.00 | 25.00 | M10 | 5.00 | - |
| P101.6F123K1 | 101.60 | △ | 70.00 | 100.00 | 132.60 | 28.00 | 38.10 | 10.00 | 6.40 | - |
| P101.6F128K3 | 101.60 | 50.65 | 80.20 | 101.80 | 132.00 | 36.60 | 42.50 | 10.00 | 6.40 | - |
| P101.6F131A2 | 101.60 | 32.00 | 56.00 | 97.00 | 129.00 | 20.00 | 40.00 | 12.00 | 6.00 | - |
| P101.6F135A2 | 101.60 | 100.00 | 143.00 | 100.00 | 134.00 | 23.80 | 35.70 | 11.50 | 6.00 | - |
| P101.6F136K2 | 101.60 | 44.45 | 152.40 | 133.40 | 171.60 | 47.63 | 57.15 | 12.70 | 9.50 | - |
| P101.6F147K1 | 101.60 | △ | 50.80 | 111.10 | 149.20 | 31.75 | 38.10 | 14.30 | 9.50 | - |
| P101.6F165A2 | 101.60 | 40.00 | 80.00 | 101.60 | 154.00 | 31.00 | 38.10 | 15.50 | 9.70 | - |
| P114.3F7A2 | 114.30 | 40.00 | 76.00 | 110.00 | 146.00 | 35.00 | 38.10 | 15.00 | 8.00 | - |
| P117 | 117.00 | 90.00 | 160.00 | 136.00 | 176.00 | 35.00 | 40.00 | 14.00 | 8.00 | - |
| P120 | 120.00 | 50.00 | 75.00 | 82.00 | 119.60 | 20.00 | 40.00 | 7.00 | 5.00 | 59.00 |
| P120A2F4 | 120.00 | 65.00 | 100.00 | 96.00 | 118.00 | 44.50 | 48.00 | 11.00 | 6.00 | - |
| P120F14A2 | 120.00 | 65.00 | 100.00 | 96.00 | 118.00 | 44.50 | 48.00 | 11.00 | 6.00 | - |
| P120F15A1 | 120.00 | △ | 75.00 | 84.00 | 119.60 | 20.00 | 40.00 | 12.50 | 5.00 | - |
| P120F17A2 | 120.00 | 65.00 | 100.00 | 126.40 | 156.40 | 58.00 | 72.00 | 11.00 | 10.00 | - |
| P125A2F1 | 125.00 | 50.00 | 80.00 | 118.00 | 160.00 | 43.00 | 50.00 | 14.00 | 8.00 | - |
| P125F2 | 125.00 | 46.00 | 76.00 | 64.00 | 90.00 | 14.00 | 22.00 | 10.00 | 3.00 | 42.00 |
| P125F9A2 | 125.00 | 30.00 | 60.00 | 90.00 | 128.00 | 35.00 | 35.00 | 11.00 | 6.00/5.00 | 55.00 |

△附板带一个孔

△Attachments with 1 hole

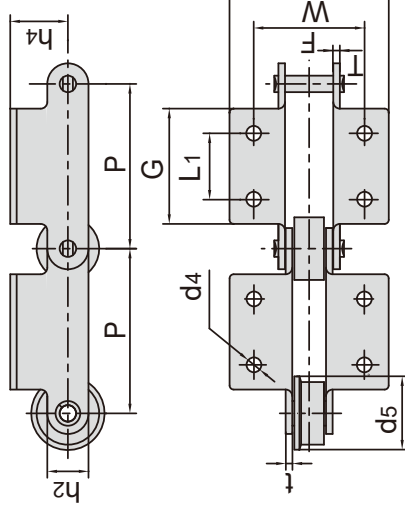
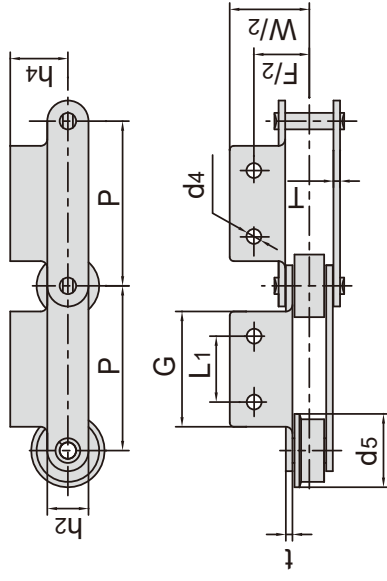
带附板输送带

Conveyor chains with attachments



| 东华链号 Donghua Chain No. | 节距 Pitch P mm | 滚子直径 Roller diameter d1 max mm | 内节内宽 Width between inner plates b1 min mm | 销轴直径 Pin diameter d2 max mm | 销轴长度 Pin length | | 抗拉强度 Tensile strength Q min kN/lbf | 平均抗拉强度 Average tensile strength Q0 kN | 每米长重 Weight per meter q kg/m |
|------------------------------|------------------------|---|---|--|-----------------------|-----------------|---|--|---|
| | | | | | L max mm | Lc max mm | | | |
| P125F2K2-P | 125.00 | 32.00 | 18.50 | 8.000 | - | 40.00 | 50.0/11240 | 55.00 | 2.83 |
| P125F2A2-F | 125.00 | 32.00 | 18.50 | 8.000 | - | 39.00 | 50.0/11240 | 55.00 | 2.34 |
| P125F25K2-P | 125.00 | 32.00 | 18.50 | 8.000 | - | 49.00 | 60.0/13488 | 66.00 | 4.00 |
| P125F28A2 | 125.00 | 32.00 | 18.50 | 8.000 | - | 40.00 | 50.0/11240 | 55.00 | 3.13 |
| P125F30A2-F | 125.00 | 50.00 | 30.00 | 14.500 | 58.10 | 63.00 | 80.0/17984 | 88.00 | 8.76 |
| P125F38K2 | 125.00 | 47.50 | 25.50 | 26.000 | 60.00 | 66.00 | 180.0/40464 | 198.00 | 12.12 |
| P125F54A2-F | 125.00 | 50.00 | 30.00 | 14.500 | 58.10 | 63.00 | 120.0/26976 | 132.00 | 8.76 |
| P125F70A2-P | 125.00 | 70.00 | 37.50 | 18.000 | - | 80.00 | 230.0/51704 | 253.00 | 15.40 |
| RF10125R-A2 | 125.00 | 50.80 | 30.00 | 14.500 | - | 69.00 | 226.0/50805 | 248.60 | 9.67 |
| P125F82K2 | 125.00 | 32.00 | 29.50 | 14.270 | - | 71.50 | 160.0/35968 | 172.80 | 10.30 |
| P125F88A2 | 125.00 | 42.00 | 14.00 | 10.000 | 35.50 | 39.50 | 56.0/12589 | 61.60 | 4.40 |
| P130K2F2 | 130.00 | 80.00 | 40.00 | 24.000 | 77.60 | 88.30 | 200.0/44992 | 218.00 | 13.90 |
| P139.7F1A1 | 139.70 | 52.00 | 17.60 | 19.050 | 44.50 | 51.50 | 100.0/22480 | 108.00 | 6.02 |
| P150F2 | 150.00 | 40.00 | 27.00 | 11.100 | 57.00 | 61.00 | 124.6/28318 | 137.00 | 5.40 |
| P150F4 | 150.00 | 50.00 | 37.00 | 16.000 | 77.50 | 82.50 | 170.0/38243 | 187.00 | 10.90 |
| P150F6 | 150.00 | 50.00 | 30.00 | 12.000 | 49.50 | - | 86.7/19704 | 95.00 | 7.27 |
| P150F11A2 | 150.00 | 46.70 | 21.50 | 15.000 | 46.60 | 51.50 | 130.0/29245 | 142.00 | 7.13 |
| P150F13A2 | 150.00 | 47.60 | 21.50 | 15.000 | 50.60 | 55.50 | 130.0/29245 | 142.00 | 8.52 |
| P150F14A2 | 150.00 | 47.60 | 21.50 | 19.000 | 50.60 | 56.50 | 130.0/29245 | 142.00 | 8.59 |
| P150F16A2 | 150.00 | 45.00 | 30.00 | 16.000 | - | 75.50 | 170.0/38243 | 187.00 | 8.56 |
| P150F18 | 150.00 | 50.00 | 37.00 | 16.000 | 77.50 | 82.50 | 170.0/38243 | 187.00 | 14.49 |
| RF10150RA2 | 150.00 | 50.80 | 30.00 | 14.500 | 69.00 | - | 113.0/25420 | 124.00 | 9.20 |
| P150F21A2 | 150.00 | 57.48 | 35.91 | 19.050 | - | 79.00 | 150.0/33744 | 166.50 | 11.18 |
| P150F26A2 | 150.00 | 44.50 | 30.00 | 14.500 | - | 69.00 | 113.0/25420 | 126.00 | 7.96 |
| P150F31A2 | 150.00 | 60.00 | 35.00 | 16.000 | - | 67.20 | 170.0/38243 | 187.00 | 11.10 |
| P150F32A2 | 150.00 | 44.50 | 27.00 | 11.300 | - | 67.00 | 78.0/17547 | 86.50 | 6.78 |
| P150F53A2 | 150.00 | 40.00 | 22.00 | 11.100 | - | 60.00 | 120.0/26976 | 132.00 | 6.18 |
| P150F78A1 | 150.00 | 50.00 | 30.90 | 14.500 | - | 70.00 | 150.0/33721 | 165.00 | 8.81 |
| P150F85 | 150.00 | 70.00 | 36.00 | 19.000 | - | 94.10 | 160.0/35969 | 184.00 | 15.20 |
| RF10150RA2-F | 150.00 | 50.80 | 30.00 | 14.500 | - | 69.00 | 113.0/25420 | 124.00 | 9.50 |
| P150F105A2-F | 150.00 | 50.80 | 30.00 | 14.500 | - | 69.00 | 113.0/25402 | 124.30 | 9.48 |
| P150F105K2 | 150.00 | 50.80 | 30.00 | 14.500 | - | 69.00 | 113.0/25402 | 124.30 | 8.44 |
| P150F110A2 | 150.00 | 50.80 | 30.00 | 14.500 | 62.50 | 67.60 | 113.0/25402 | 124.30 | 8.37 |
| P150F112A2 | 150.00 | 50.00 | 28.00 | 14.500 | - | 67.00 | 135.0/30348 | 148.50 | 8.07 |

带附板输送链 Conveyor chains with attachments

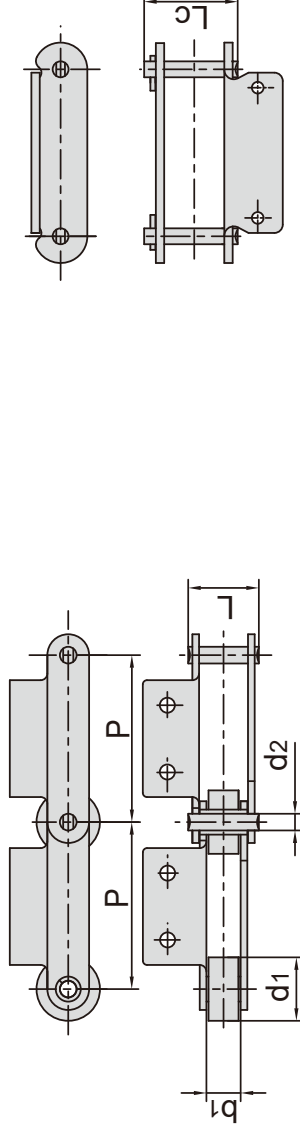


| 东华链号 Donghua Chain No. | P | L1 | G | F | W | h4 | h2 | d4 | t/T | d5 |
|------------------------------|--------|-------|--------|--------|--------|-------|-------|--------|-----------|-------|
| | mm | mm | mm | mm | mm | mm | mm | mm | mm | mm |
| P125F2K2-P | 125.00 | 46.00 | 76.00 | 64.00 | 90.00 | 14.00 | 22.00 | 10.00 | 3.00 | - |
| P125F2A2-F | 125.00 | 46.00 | 76.00 | 64.00 | 90.00 | 14.00 | 22.00 | 10.00 | 3.00 | 42.00 |
| P125F25K2-P | 125.00 | 46.00 | 76.00 | 64.00 | 90.00 | 14.00 | 22.00 | 10.00 | 5.00 | - |
| P125F28A2 | 125.00 | 46.00 | 76.00 | 64.00 | 90.00 | 45.00 | 22.00 | 8.00 | 3.00 | 42.00 |
| P125F30A2-F | 125.00 | 50.00 | 80.00 | 96.00 | 135.00 | 35.00 | 35.00 | 11.00 | 5.00 | 64.00 |
| P125F38K2 | 125.00 | 90.00 | 184.00 | 105.00 | 170.00 | 31.50 | 54.00 | 16.00 | 7.00/5.00 | - |
| P125F54A2-F | 125.00 | 50.00 | 80.00 | 96.00 | 135.00 | 35.00 | 35.00 | 11.00 | 5.00 | 64.00 |
| P125F70A2-P | 125.00 | 56.00 | 90.00 | 120.00 | 160.00 | 38.00 | 50.00 | 14.80 | 7.00/8.00 | - |
| RF10125R-A2 | 125.00 | 50.00 | 80.00 | 100.00 | 134.00 | 28.00 | 38.10 | 12.00 | 6.30 | - |
| P125F82K2 | 125.00 | 50.00 | 80.00 | 100.00 | 132.00 | 29.00 | 38.10 | 12.00 | 6.50 | - |
| P125F88A2 | 125.00 | 55.00 | 80.00 | 80.00 | 100.80 | 6.50 | 35.00 | 9.60 | 4.00 | - |
| P130K2F2 | 130.00 | 55.00 | 95.00 | 102.00 | 144.00 | 47.50 | 60.00 | 11.00 | 6.00 | - |
| P139.7F1A1 | 139.70 | △ | 40.00 | 80.40 | 109.40 | 31.00 | 40.00 | 15.00 | 5.00/4.00 | - |
| P150F2 | 150.00 | 60.00 | 85.00 | 92.00 | 117.30 | 22.50 | 32.00 | 10.00 | 6.00 | - |
| P150F4 | 150.00 | 60.00 | 85.00 | 120.00 | 150.00 | 33.00 | 43.00 | 14.00 | 8.00 | - |
| P150F6 | 150.00 | 50.00 | 75.00 | 86.60 | 126.60 | 17.50 | 35.00 | 9 × 26 | 4.00 | 59.00 |
| P150F11A2 | 150.00 | 36.00 | 60.00 | 163.50 | 189.60 | 40.15 | 39.70 | 10.60 | 5.00 | - |
| P150F13A2 | 150.00 | 36.00 | 60.00 | 164.00 | 193.50 | 52.00 | 40.00 | 11.00 | 6.00 | - |
| P150F14A2 | 150.00 | 36.00 | 60.00 | 164.00 | 193.50 | 52.00 | 40.00 | 11.00 | 6.00 | - |
| P150F16A2 | 150.00 | 60.00 | 90.00 | 110.00 | 140.00 | 32.00 | 38.00 | 12.00 | 8.00 | - |
| P150F18 | 150.00 | 60.00 | 85.00 | 120.00 | 150.00 | 33.00 | 43.00 | M10 | 8.00 | - |
| RF10150RA2 | 150.00 | 60.00 | 90.00 | 100.00 | 130.00 | 28.00 | 38.10 | 12.00 | 6.30 | - |
| P150F21A2 | 150.00 | 26.00 | 45.70 | 100.40 | 129.40 | 58.50 | 44.45 | 10.90 | 6.40 | - |
| P150F26A2 | 150.00 | 60.00 | 84.50 | 100.00 | 130.00 | 23.60 | 33.60 | 12.00 | 6.30 | 60.00 |
| P150F31A2 | 150.00 | 60.00 | 90.00 | 100.00 | 139.00 | 28.00 | 35.00 | 11.00 | 6.00 | 66.00 |
| P150F32A2 | 150.00 | 60.00 | 90.00 | 100.00 | 128.00 | 28.00 | 28.60 | 12.00 | 6.30 | 55.00 |
| P150F53A2 | 150.00 | 60.00 | 85.00 | 70.00 | 115.00 | 22.00 | 32.00 | 10.00 | 6.00 | 50.00 |
| P150F78A1 | 150.00 | △ | 90.00 | 100.00 | 136.60 | 28.95 | 38.10 | 11.50 | 6.30 | 65.00 |
| P150F85 | 150.00 | 60.00 | 100.00 | 130.00 | 160.00 | 32.50 | 50.00 | 13.00 | 10.00 | - |
| RF10150RA2-F | 150.00 | 60.00 | 90.00 | 100.00 | 130.00 | 28.00 | 38.10 | 12.00 | 6.30 | 65.00 |
| P150F105A2-F | 150.00 | 60.00 | 90.00 | 100.00 | 130.00 | 28.00 | 38.10 | 12.00 | 6.30 | 12.00 |
| P150F105K2 | 150.00 | 60.00 | 90.00 | 100.00 | 130.00 | 28.00 | 38.10 | 12.00 | 6.30 | - |
| P150F110A2 | 150.00 | 60.00 | 90.00 | 100.00 | 130.00 | 28.00 | 38.10 | 12.00 | 6.30 | - |
| P150F112A2 | 150.00 | 60.00 | 90.00 | 98.00 | 128.00 | 28.00 | 38.10 | 12.00 | 6.30 | - |

△附板带一个孔

△Attachments with 1 hole

带附板输送带 Conveyor chains with attachments

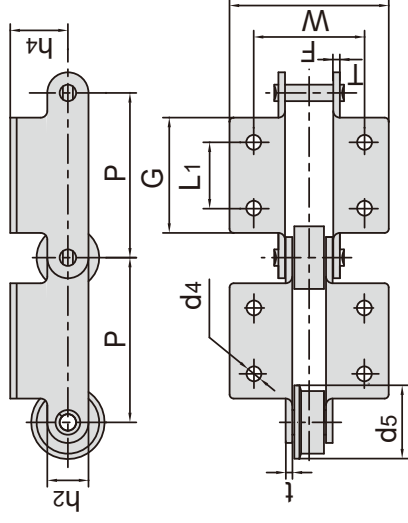
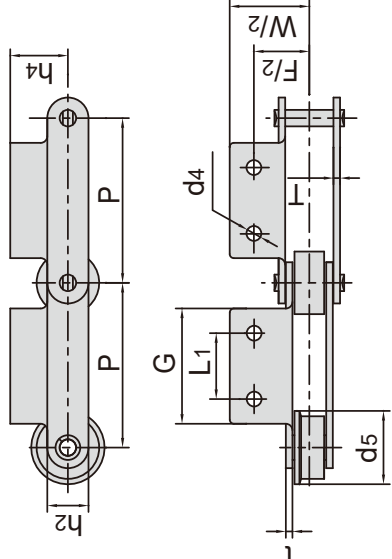


| 东华链号 Donghua Chain No. | 节距 Pitch P mm | 滚子直径 Roller diameter d1 max mm | 内节内宽 Width between inner plates b1 min mm | 销轴直径 Pin diameter d2 max mm | 销轴长度 Pin length | | 抗拉强度 Tensile strength Q min kN/lbf | 平均抗拉强度 Average tensile strength Q0 kN | 每米重量 Weight per meter q kg/m |
|------------------------------|------------------------|---|---|--|-----------------------|-----------------|---|--|---|
| | | | | | L max mm | Lc max mm | | | |
| P150F121A2 | 150.00 | 50.00 | 30.00 | 14.500 | - | 68.00 | 113.0/25402 | 124.30 | 7.78 |
| P150F137A2 | 150.00 | 60.00 | 42.00 | 15.300 | 74.30 | 81.00 | 180.0/40464 | 198.00 | 13.44 |
| P150F144A2 | 150.00 | 80.00 | 48.00 | 25.000 | - | 105.00 | 450.0/101160 | 495.00 | 32.00 |
| P152F | 152.40 | 40.10 | 37.50 | 19.100 | 97.50 | - | 328.7/74704 | 378.00 | 15.88 |
| P152F4 | 152.40 | 50.80 | 30.60 | 14.270 | 62.80 | 67.50 | 88.0/20000 | 100.00 | 9.24 |
| P152F11 | 152.40 | 38.00 | 53.50 | 14.700 | 112.40 | - | 130.0/29245 | 142.00 | 12.60 |
| P152F16 | 152.40 | 70.00 | 76.20 | 25.400 | 152.00 | - | 160.0/35969 | 176.00 | 41.50 |
| P152F19 | 152.40 | 50.80 | 30.60 | 14.270 | 62.80 | 67.50 | 112.0/25195 | 123.20 | 9.24 |
| P152F20 | 152.40 | 47.60 | 39.70 | 19.050 | 99.70 | - | 300.0/67487 | 330.00 | 18.33 |
| P152F32K2 | 152.40 | 36.00 | 45.00 | 20.000 | 103.00 | - | 300.0/67487 | 330.00 | 14.93 |
| P152F33 | 152.40 | 36.00 | 68.00 | 20.000 | 128.00 | - | 300.0/67487 | 330.00 | 16.50 |
| P152F41A2 | 152.40 | 36.00 | 36.00 | 15.500 | - | 90.00 | 235.2/52875 | 258.00 | 10.90 |
| P152F42K2F1 | 152.40 | 63.50 | 34.90 | 19.000 | 93.00 | - | 152.0/34193 | 168.90 | 18.80 |
| P152F43 | 152.40 | 76.20 | 35.00 | 23.810 | 108.00 | - | 446.8/100510 | 513.50 | 27.60 |
| P152F50 | 152.40 | 101.60 | 44.00 | 22.200 | 87.00 | - | 250.0/56240 | 275.00 | 26.70 |
| P152F54 | 152.40 | 30.00 | 53.00 | 16.000 | 112.00 | - | 175.0/39380 | 193.00 | 11.10 |
| P152F56 | 152.40 | 50.80 | 33.34 | 15.880 | 86.00 | - | 113.0/25420 | 124.30 | 10.70 |
| RF6205MF6A2 | 152.40 | 65.00 | 37.10 | 15.900 | 88.00 | - | 158.0/35543 | 186.00 | 16.80 |
| P152F78K2F1 | 152.40 | 69.85 | 37.60 | 22.230 | - | 97.10 | 400.0/89923 | 440.00 | 26.70 |
| P152F107A2 | 152.40 | 50.80 | 27.60 | 11.100 | - | 70.00 | 110.0/24728 | 121.00 | 9.10 |
| P152F111K2 | 152.40 | 69.85 | 37.10 | 22.230 | - | 111.20 | 413.0/92846 | 474.00 | 25.10 |
| P152F117K2 | 152.40 | 36.00 | 36.00 | 15.500 | - | 90.00 | 232.0/52155 | 255.00 | 12.30 |
| *P152F128K2 | 152.40 | 44.45 | 76.20 | 25.400 | 142.50 | 153.00 | 365.0/82055 | 401.00 | 36.03 |
| P152F137A2 | 152.40 | 50.80 | 28.70 | 12.000 | - | 74.00 | 120.0/26977 | 132.00 | 8.52 |
| RF6205MF7 | 152.40 | 65.00 | 37.10 | 15.900 | - | 88.00 | 158.0/35519 | 186.00 | 15.49 |
| P152F144K2 | 152.40 | 40.00 | 37.30 | 19.050 | - | 95.00 | 244.6/55000 | 269.06 | 15.70 |
| P152F168A2 | 152.40 | 38.10 | 36.50 | 15.900 | - | 87.50 | 252.7/56807 | 278.00 | 10.70 |
| P152F176K2 | 152.40 | 36.00 | 36.00 | 15.500 | - | 90.00 | 237.0/53278 | 260.70 | 11.80 |
| P152F180 | 152.40 | 40.10 | 37.50 | 19.100 | - | 97.50 | 370.0/83176 | 407.00 | 14.60 |
| P152F206K2 | 152.40 | 70.00 | 40.00 | 19.000 | - | 98.00 | 220.0/49456 | 242.00 | 20.90 |
| P152F208K2 | 152.40 | 34.90 | 37.10 | 15.900 | - | 88.00 | 220.0/49456 | 242.00 | 26.00 |
| P152F213K2 | 152.40 | 36.00 | 36.00 | 15.500 | 78.00 | 85.00 | 235.2/52873 | 258.72 | 11.90 |
| P152F227K2 | 152.40 | 75.00 | 37.00 | 19.000 | - | 98.00 | 220.0/49456 | 242.00 | 21.34 |
| *P152F247K2 | 152.40 | 44.50 | 76.20 | 25.400 | - | 149.00 | 560.0/125888 | 616.00 | 28.10 |

*套筒链：表中滚子直径d1为套筒直径

*Bush chain: d1 in the table indicates the external diameter of the bush.

带附板输送链 Conveyor chains with attachments

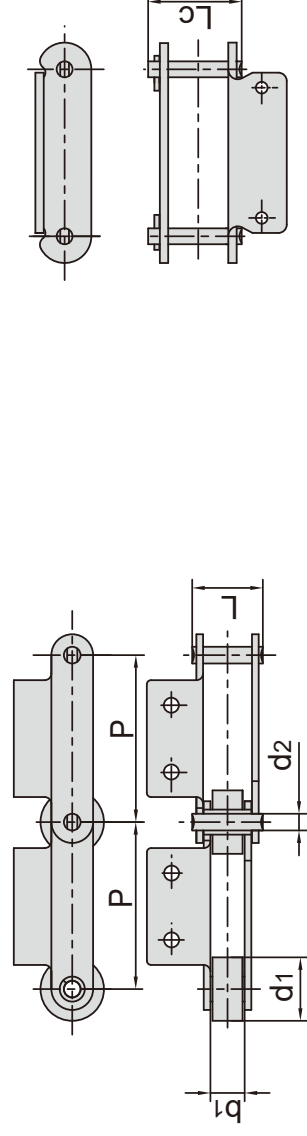


| 东华链号 Donghua Chain No. | P mm | L1 mm | G mm | F mm | W mm | h4 mm | h2 mm | d4 mm | t/T mm | d5 mm |
|------------------------------|---------|----------|---------|---------|---------|----------|----------|----------|------------|----------|
| P150F121A2 | 150.00 | 60.00 | 90.00 | 100.00 | 130.00 | 28.00 | 38.10 | 12.00 | 6.00 | - |
| P150F137A2 | 150.00 | 50.00 | 78.50 | 109.00 | 136.00 | 49.00 | 45.00 | 12.30 | 6.00 | 74.00 |
| P150F144A2 | 150.00 | 65.00 | 110.00 | 160.00 | 200.00 | 60.00 | 65.00 | 17.00 | 10.00 | 99.00 |
| P152F | 152.40 | 60.00 | 100.00 | 130.00 | 202.00 | 45.00 | 50.00 | 15.00 | 9.00 | - |
| P152F4 | 152.40 | 60.00 | 100.00 | 110.00 | 140.00 | 32.00 | 38.00 | 15.00 | 6.00 | 65.00 |
| P152F11 | 152.40 | 44.60 | 74.80 | 133.70 | 168.00 | 24.00 | 39.00 | 10.80 | 9.60/11.40 | - |
| P152F16 | 152.40 | 63.50 | 178.50 | 184.15 | 241.15 | 47.65 | 63.50 | 20.70 | 12.70 | - |
| P152F19 | 152.40 | 60.00 | 100.00 | 110.00 | 140.00 | 32.00 | 38.00 | 15.00 | 6.00 | 65.00 |
| P152F20 | 152.40 | △ | 76.20 | 120.65 | 172.30 | 41.30 | 50.80 | 17.50 | 9.50 | - |
| P152F32K2 | 152.40 | 60.00 | 110.00 | 135.00 | 171.00 | 40.00 | 52.00 | 14.00 | 10.00 | - |
| P152F33 | 152.40 | 60.00 | 110.00 | 158.00 | 194.00 | 40.00 | 52.00 | 14.00 | 10.00 | - |
| P152F41A2 | 152.40 | 60.00 | 90.00 | 120.00 | 160.00 | 35.50 | 50.00 | 14.00 | 8.00 | - |
| P152F42K2F1 | 152.40 | 66.80 | 140.00 | 108.20 | 148.20 | 41.40 | 50.80 | 12.70 | 9.50 | - |
| P152F43 | 152.40 | 76.20 | 108.00 | 111.10 | 155.60 | 44.45 | 60.30 | 12.70 | 11.10 | - |
| P152F50 | 152.40 | 63.50 | 102.00 | 101.60 | 135.00 | 37.50 | 65.00 | 13.50 | 6.00 | - |
| P152F54 | 152.40 | 45.00 | 74.00 | 135.00 | 165.00 | 25.40 | 39.00 | 11.00 | 10.00 | - |
| P152F56 | 152.40 | 50.80 | 76.20 | 101.60 | 133.40 | 28.60 | 38.10 | 11.10 | 8.00 | - |
| RF6205MF6A2 | 152.40 | 60.00 | 100.00 | 120.00 | 158.00 | 38.00 | 45.00 | 15.00 | 8.00 | 85.00 |
| P152F78K2F1 | 152.40 | 76.20 | 114.30 | 111.00 | 165.00 | 41.30 | 57.20 | 13.00 | 9.52 | - |
| P152F107A2 | 152.40 | 50.80 | 88.90 | 101.60 | 132.80 | 31.75 | 38.10 | M12 | 6.35 | - |
| P152F111K2 | 152.40 | 76.20 | 114.30 | 111.10 | 153.90 | 41.30 | 57.20 | 13.50 | 12.70 | - |
| P152F117K2 | 152.40 | 60.00 | 100.00 | 120.00 | 160.00 | 38.00 | 50.00 | 14.00 | 8.00 | - |
| P152F128K2 | 152.40 | 63.50 | 175.50 | 184.00 | 238.20 | 47.75 | 63.50 | 17.50 | 12.70 | - |
| P152F137A2 | 152.40 | 50.80 | 76.20 | 102.40 | 137.00 | 32.00 | 32.00 | 10.50 | 7.00 | - |
| RF6205MF7 | 152.40 | 60.00 | 100.00 | 120.00 | 158.00 | 34.50 | 45.00 | 14.80 | 8.00 | 85.00 |
| P152F144K2 | 152.40 | 60.00 | 100.00 | 130.00 | 165.00 | 44.45 | 50.80 | 15.00 | 9.52 | - |
| P152F168A2 | 152.40 | 60.00 | 100.00 | 120.00 | 162.00 | 38.00 | 45.00 | 15.00 | 8.00 | - |
| P152F176K2 | 152.40 | 60.00 | 100.00 | 120.00 | 160.00 | 38.00 | 50.00 | 14.00 | 8.00 | - |
| P152F180 | 152.40 | 60.00 | 100.00 | 130.00 | 202.00 | 45.00 | 50.00 | 15.00 | 9.00 | - |
| P152F206K2 | 152.40 | 60.00 | 100.00 | 110.00 | 150.00 | 44.00 | 52.00 | 13.00 | 10.00 | - |
| P152F208K2 | 152.40 | 60.00 | 100.00 | 120.00 | 158.00 | 38.00 | 44.50 | 15.00 | 7.90 | - |
| P152F213K2 | 152.40 | 60.00 | 90.00 | 120.00 | 160.00 | 35.50 | 50.00 | 14.00 | 8.00 | - |
| P152F227K2 | 152.40 | 60.00 | 100.00 | 110.00 | 140.00 | 44.00 | 52.00 | 13.00 | 10.00 | - |
| P152F247K2 | 152.40 | 63.50 | 108.00 | 184.20 | 241.00 | 47.60 | 63.50 | 18.00 | 12.70 | - |

△附板带一个孔

△Attachments with 1 hole

带附板输送带 Conveyor chains with attachments

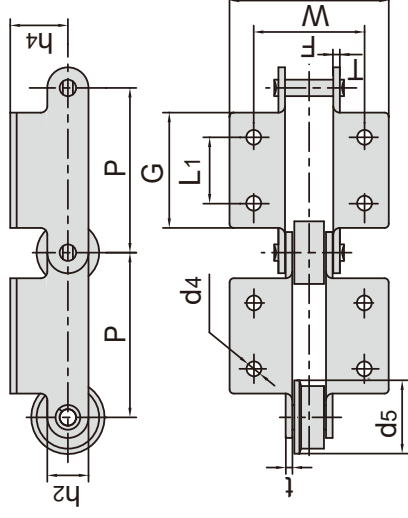
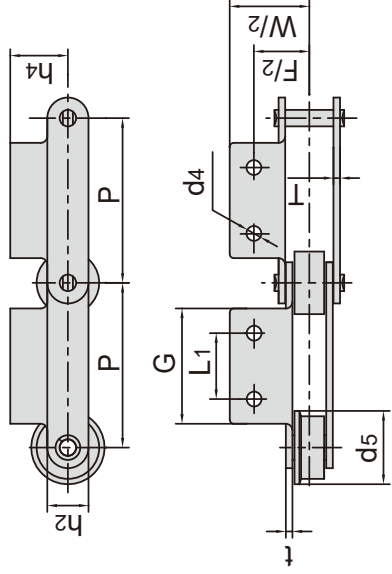


| 东华链号 Donghua Chain No. | 节距 Pitch P mm | 滚子直径 Roller diameter d1 max mm | 内节内宽 Width between inner plates b1 min mm | 销轴直径 Pin diameter d2 max mm | 销轴长度 Pin length | | 抗拉强度 Tensile strength Q min kN/lbf | 平均抗拉强度 Average tensile strength Q0 kN | 每米长重 Weight per meter q kg/m |
|------------------------------|------------------------|---|---|--|-----------------------|-----------------|---|--|---|
| | | | | | L max mm | Lc max mm | | | |
| P152F252A2 | 152.40 | 69.90 | 37.10 | 19.050 | - | 98.50 | 230.0/51704 | 253.00 | 18.70 |
| P153F3K2 | 153.60 | 35.00 | 54.10 | 17.500 | - | 106.00 | 200.0/44961 | 220.00 | 14.02 |
| *P160F1 | 160.00 | 36.00 | 55.00 | 20.000 | 108.00 | - | 50.0/11364 | 55.00 | 14.50 |
| P160F3 | 160.00 | 48.00 | 25.00 | 14.850 | 62.50 | - | 120.0/26977 | 132.00 | 7.10 |
| P160F5 | 160.00 | 60.00 | 33.00 | 14.270 | 64.00 | 72.00 | 150.0/34091 | 165.00 | 8.00 |
| P160F8 | 160.00 | 40.00 | 20.00 | 11.000 | 50.00 | - | 55.0/12500 | 61.00 | 4.58 |
| P160F18 | 160.00 | 50.00 | 34.00 | 20.000 | - | 88.00 | 100.0/22496 | 109.50 | 14.93 |
| P180F25 | 160.00 | 70.00 | 25.00 | 14.250 | 55.50 | 60.50 | 100.0/22496 | 109.50 | 7.65 |
| P160F26 | 160.00 | 50.00 | 29.90 | 13.940 | - | 60.00 | 105.0/23620 | 115.50 | 6.41 |
| *P160F37A2 | 160.00 | 45.00 | 56.00 | 28.000 | - | 150.00 | 600.0/134885 | 660.00 | 31.24 |
| P160F53K2 | 160.00 | 36.00 | 36.00 | 18.000 | 71.00 | 76.00 | 160.0/35790 | 176.00 | - |
| *P160F64K2 | 160.00 | 38.00 | 55.00 | 20.000 | - | 108.00 | 50.0/11240 | 55.00 | 55.00 |
| *P160F79A2 | 160.00 | 40.00 | 44.60 | 26.000 | - | 102.00 | 380.0/85432 | 418.00 | 55.00 |
| P175F5A2 | 175.00 | 50.00 | 30.00 | 14.300 | - | 67.00 | 135.0/30348 | 148.50 | 7.20 |
| P185 | 185.00 | 50.80 | 30.60 | 14.270 | 62.80 | 67.50 | 70.0/15909 | 77.00 | 8.42 |
| P200F6 | 200.00 | 50.00 | 37.00 | 16.000 | 77.50 | 82.50 | 170.0/38243 | 188.70 | 9.69 |
| P200F7 | 200.00 | 40.00 | 27.00 | 11.100 | 57.00 | 61.00 | 124.6/28030 | 137.00 | 9.78 |
| P200F8 | 200.00 | 65.00 | 37.00 | 16.000 | 86.50 | - | 170.0/38243 | 188.70 | 15.23 |
| P200F13 | 200.00 | 80.00 | 51.00 | 20.000 | 106.00 | - | 180.0/40492 | 198.00 | 26.10 |
| P200F15 | 200.00 | 40.10 | 51.40 | 19.100 | 109.50 | - | 213.0/47916 | 234.30 | 12.60 |
| P200F23 | 200.00 | 65.00 | 36.50 | 16.000 | - | 86.50 | 170.0/38243 | 188.70 | 11.57 |
| P200F22 | 200.00 | 90.00 | 48.00 | 16.000 | - | 99.00 | 170.0/38243 | 188.70 | 19.60 |
| P200F26A2 | 200.00 | 50.00 | 37.00 | 16.000 | 85.50 | 90.50 | 170.0/39243 | 188.70 | 11.08 |
| P200F28K2F1 | 200.00 | 65.00 | 37.10 | 16.000 | 77.50 | 85.50 | 160.0/35969 | 176.00 | 18.80 |
| P200F30 | 200.00 | 65.00 | 38.00 | 18.000 | - | 79.50 | 120.0/26977 | 130.80 | 10.80 |
| RF12200A2-F-200 | 200.00 | 65.00 | 37.10 | 15.900 | - | 86.50 | 279.0/62763 | 306.90 | 14.20 |
| P200F82A2-F | 200.00 | 65.00 | 51.00 | 16.000 | - | 100.00 | 170.0/38243 | 195.00 | 14.60 |
| P200F118A2 | 200.00 | 50.00 | 29.60 | 14.300 | - | 67.80 | 135.0/30349 | 148.50 | - |
| P200F121A2 | 200.00 | 65.00 | 37.10 | 15.900 | - | 86.50 | 200.0/44962 | 220.00 | - |
| P200F122A2-F | 200.00 | 70.00 | 37.00 | 22.000 | - | 106.00 | 480.0/107908 | 528.00 | - |
| P200F123A2-F | 200.00 | 65.00 | 37.10 | 15.900 | - | 86.50 | 250.0/56202 | 275.00 | - |
| P200F124A2-F | 200.00 | 70.00 | 37.10 | 15.900 | - | 86.50 | 160.0/35970 | 176.00 | - |
| P200F126A2-F | 200.00 | 70.00 | 37.10 | 18.000 | - | 86.50 | 279.0/62722 | 306.90 | - |
| P200F133A2 | 200.00 | 80.00 | 51.40 | 19.050 | - | 109.50 | 2230./50132 | 245.00 | - |

*套筒链：表中滚子直径d1为套筒直径

*Bush chain: d1 in the table indicates the external diameter of the bush.

带附板输送链 Conveyor chains with attachments

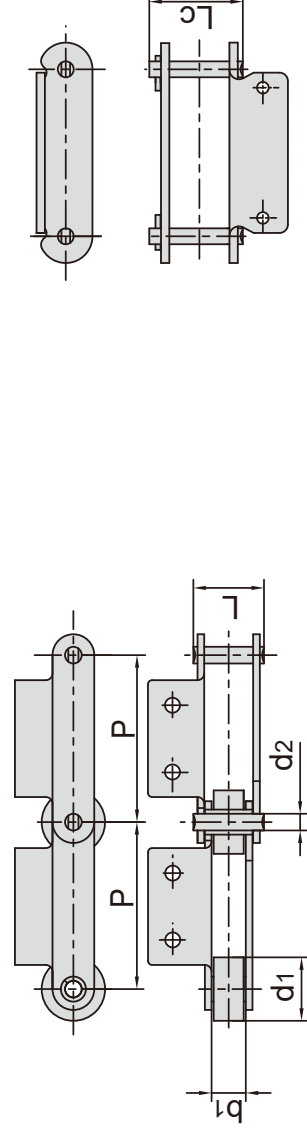


| 东华链号 Donghua Chain No. | P | L1 | G | F | W | h4 | h2 | d4 | t/T | d5 |
|------------------------------|--------|--------|--------|--------|--------|-------|-------|--------------|---------|--------|
| | mm | mm | mm | mm | mm | mm | mm | mm | mm | mm |
| P152F252A2 | 152.40 | 37.00 | 83.00 | 130.00 | 166.00 | 40.00 | 50.00 | 15.00 | 9.00 | - |
| P153F3K2 | 153.60 | 44.50 | 204.80 | 136.60 | 168.60 | 38.10 | 44.50 | 12.70 | 8.00 | - |
| P160F1 | 160.00 | 60.00 | 110.00 | 130.00 | 173.00 | 40.00 | 50.00 | 14.00 | 9.00 | - |
| P160F3 | 160.00 | 49.00 | 70.00 | 83.00 | 117.00 | 32.50 | 35.00 | 8.50 | 6.00 | - |
| P160F5 | 160.00 | 35.00 | 70.00 | 110.00 | 166.00 | 38.70 | 40.00 | 14.00 | 5.60 | - |
| P160F8 | 160.00 | 80.50 | 133.00 | 56.00 | 100.00 | 16.00 | 32.00 | 8.33 × 13.30 | 4.50 | - |
| P160F18 | 160.00 | 60.00 | 110.00 | 110.00 | 153.00 | 40.00 | 50.00 | 15.00 | 9.00 | - |
| P180F25 | 160.00 | △ | 120.00 | 70.00 | 89.00 | 27.50 | 36.00 | 10.00 | 5.60 | - |
| P160F26 | 160.00 | 30.00 | 50.00 | 94.00 | 124.00 | 35.00 | 40.00 | 10.00 | 4.00 | 65.00 |
| P160F37A2 | 160.00 | 100.00 | 145.00 | 160.00 | 210.00 | 62.00 | 80.00 | 18.00 | 12.00 | - |
| P16053K2 | 160.00 | 100.00 | 130.00 | 110.00 | 142.00 | 41.00 | 50.00 | 14.00 | 7.0/6.0 | - |
| P160F64K2 | 160.00 | 60.00 | 110.00 | 130.00 | 173.00 | 40.00 | 55.00 | 14.00 | 9.00 | - |
| P160F79A2 | 160.00 | 46.60 | 80.00 | 147.00 | 192.00 | 61.50 | 63.00 | 14.00 | 10.00 | - |
| P175F5A2 | 175.00 | 80.00 | 120.00 | 100.00 | 130.00 | 28.00 | 38.10 | 12.00 | 6.00 | - |
| P185 | 185.00 | 60.00 | 120.00 | 110.00 | 140.00 | 32.00 | 38.00 | 15.00 | 6.00 | 65.00 |
| P200F6 | 200.00 | 81.50 | 120.00 | 120.00 | 150.00 | 33.00 | 43.00 | 14.00 | 8.00 | - |
| P200F7 | 200.00 | 81.50 | 120.00 | 92.00 | 122.00 | 22.00 | 32.00 | 10.00 | 6.00 | - |
| P200F8 | 200.00 | 80.00 | 120.00 | 200.00 | 238.00 | 38.00 | 43.00 | 15.00 | 8.00 | 80.00 |
| P200F13 | 200.00 | 110.00 | 150.00 | 152.00 | 204.00 | 43.00 | 50.00 | 13.00 | 9.00 | - |
| P200F15 | 200.00 | 80.00 | 120.00 | 150.00 | 200.00 | 43.00 | 50.80 | 15.00 | 9.50 | - |
| P200F23 | 200.00 | 80.00 | 120.00 | 120.00 | 170.00 | 38.00 | 43.00 | 15.00 | 8.00 | - |
| P200F22 | 200.00 | 80.00 | 120.00 | 212.00 | 250.00 | 38.00 | 43.00 | 15.00 | 8.00 | 100.00 |
| P200F26A2 | 200.00 | 81.50 | 120.00 | 120.00 | 154.00 | 33.00 | 43.00 | 14.00 | 10.00 | - |
| P200F28K2F1 | 200.00 | 80.00 | 120.00 | 120.00 | 158.00 | 75.00 | 44.50 | 12.00 | 8.00 | - |
| P200F30 | 200.00 | 65.00 | 100.00 | 119.00 | 159.00 | 30.00 | 50.00 | 12.5/18.5 | 6.00 | - |
| RF12200A2-F-200 | 200.00 | 80.00 | 120.00 | 120.00 | 158.00 | 38.00 | 44.50 | 15.00 | 7.90 | 80.00 |
| P200F82A2-F | 200.00 | 60.00 | 100.00 | 116.00 | 146.00 | 42.00 | 43.00 | 15.00 | 8.00 | 80.00 |
| P200F118A2 | 200.00 | 80.00 | 120.00 | 100.00 | 130.00 | 28.00 | 38.10 | 12.00 | 6.00 | - |
| P200F121A2 | 200.00 | 80.00 | 120.00 | 120.00 | 158.00 | 38.00 | 44.50 | 15.00 | 7.90 | - |
| P200F122A2-F | 200.00 | 80.00 | 120.00 | 128.00 | 176.00 | 43.75 | 55.00 | 13.00 | 12.70 | 85.00 |
| P200F123A2-F | 200.00 | 80.00 | 120.00 | 120.00 | 158.00 | 38.00 | 44.50 | 15.00 | 7.90 | 80.00 |
| P200F124A2-F | 200.00 | 80.00 | 120.00 | 120.00 | 158.00 | 38.00 | 44.50 | 13.00 | 7.90 | 85.00 |
| P200F126A2-F | 200.00 | 80.00 | 120.00 | 120.00 | 158.00 | 38.00 | 44.50 | 13.00 | 7.90 | 85.00 |
| P200F133A2 | 200.00 | 80.00 | 120.00 | 150.00 | 200.00 | 45.00 | 50.80 | 15.00 | 9.50 | 100.00 |

△附板带一个孔

△Attachments with 1 hole

带附板输送链 Conveyor chains with attachments

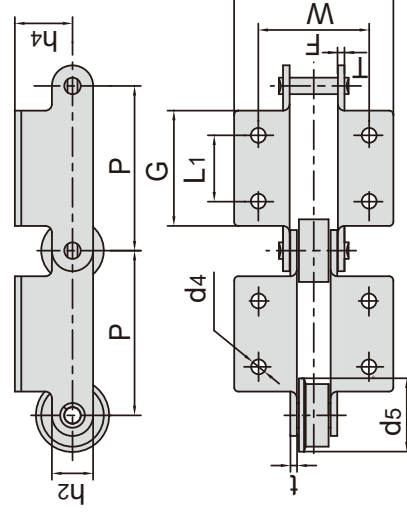
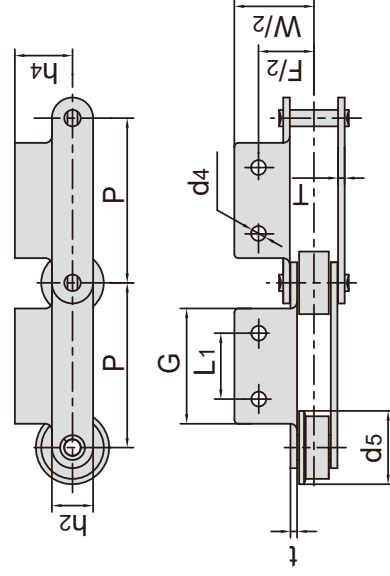


| 东华链号 Donghua Chain No. | 节距 Pitch | 滚子直径 Roller diameter | 内节内宽 Width between inner plates | 销轴直径 Pin diameter | 销轴长度 Pin length | | 抗拉强度 Tensile strength | 平均抗拉强度 Average tensile strength | 每米重量 Weight per meter |
|------------------------------|-------------|----------------------------|--|-------------------------|-----------------------|-----------------|-----------------------------|--|--------------------------------|
| | P mm | d1 max mm | b1 min mm | d2 max mm | L max mm | Lc max mm | Q min kN/lbf | Q0 kN | q kg/m |
| P200F139A2-F | 200.00 | 65.00 | 39.00 | 16.000 | - | 95.00 | 200.0/44962 | 220.00 | - |
| P200F142A2-F | 200.00 | 70.00 | 37.00 | 22.000 | - | 106.00 | 480.0/107908 | 528.00 | - |
| P200F147A2-F | 200.00 | 70.00 | 37.10 | 18.000 | - | 86.50 | 279.0/62722 | 306.90 | - |
| P203.2F6 | 203.20 | 88.90 | 45.97 | 25.400 | - | 116.30 | 489.0/110005 | 528.10 | 37.00 |
| P203.2F10 | 203.20 | 88.90 | 45.97 | 25.400 | - | 116.30 | 488.0/109706 | 536.00 | 37.00 |
| P203.2F16K2 | 203.20 | 101.40 | 46.10 | 25.400 | - | 122.00 | 680.0/152864 | 748.00 | 42.19 |
| P220F4A3 | 220.00 | 50.00 | 30.00 | 14.500 | - | 58.00 | 135.0/30348 | 148.50 | 6.40 |
| P228.6F28K2 | 228.60 | 101.60 | 57.15 | 22.230 | - | 118.30 | 231.0/51929 | 254.00 | 34.40 |
| RF10250RA2 | 250.00 | 50.80 | 30.00 | 14.500 | 69.00 | - | 113.0/25420 | 124.30 | 6.47 |
| P250F25 | 250.00 | 50.00 | 30.00 | 14.000 | - | 81.30 | 170.0/38243 | 188.70 | 8.40 |
| *P250F38K2 | 250.00 | 50.80 | 65.00 | 38.000 | - | 143.50 | 700.0/157366 | 770.00 | 39.10 |
| P250F68A2 | 250.00 | 50.00 | 30.60 | 14.000 | - | 70.60 | 112.0/25178 | 128.00 | 7.60 |
| P250F106A2 | 250.00 | 80.00 | 51.40 | 19.100 | - | 109.50 | 351.9/79107 | 387.10 | 17.30 |
| P250F129K2 | 250.00 | 45.00 | 52.00 | 20.000 | - | 112.00 | 250.0/56200 | 275.00 | 17.50 |
| P250F142A2 | 250.00 | 50.00 | 30.00 | 14.300 | - | 67.00 | 135.0/30348 | 148.50 | 6.20 |
| P250F157A3 | 250.00 | 55.00 | 32.00 | 16.000 | - | 79.00 | 160.0/35968 | 176.00 | 9.40 |
| P250F170A2 | 250.00 | 50.00 | 30.00 | 14.300 | - | 67.00 | 135.0/30348 | 148.50 | 6.00 |
| P250F176A2 | 250.00 | 65.00 | 40.00 | 18.000 | - | 89.00 | 250.0/56200 | 275.00 | 12.80 |
| P250F191A2 | 250.00 | 80.00 | 60.00 | 34.000 | - | 164.00 | 1100.0/247280 | 1210.00 | 42.20 |
| P250F193A2 | 250.00 | 65.00 | 35.00 | 16.000 | - | 83.00 | 268.0/60246 | 294.80 | 13.13 |
| P250F200A2 | 250.00 | 65.00 | 37.10 | 15.900 | - | 83.50 | 186.0/41813 | 204.60 | 13.80 |
| P300F41A2 | 300.00 | 50.00 | 30.00 | 14.300 | - | 67.00 | 135.0/30348 | 148.50 | 5.73 |

*套筒链：表中滚子直径d1为套筒直径

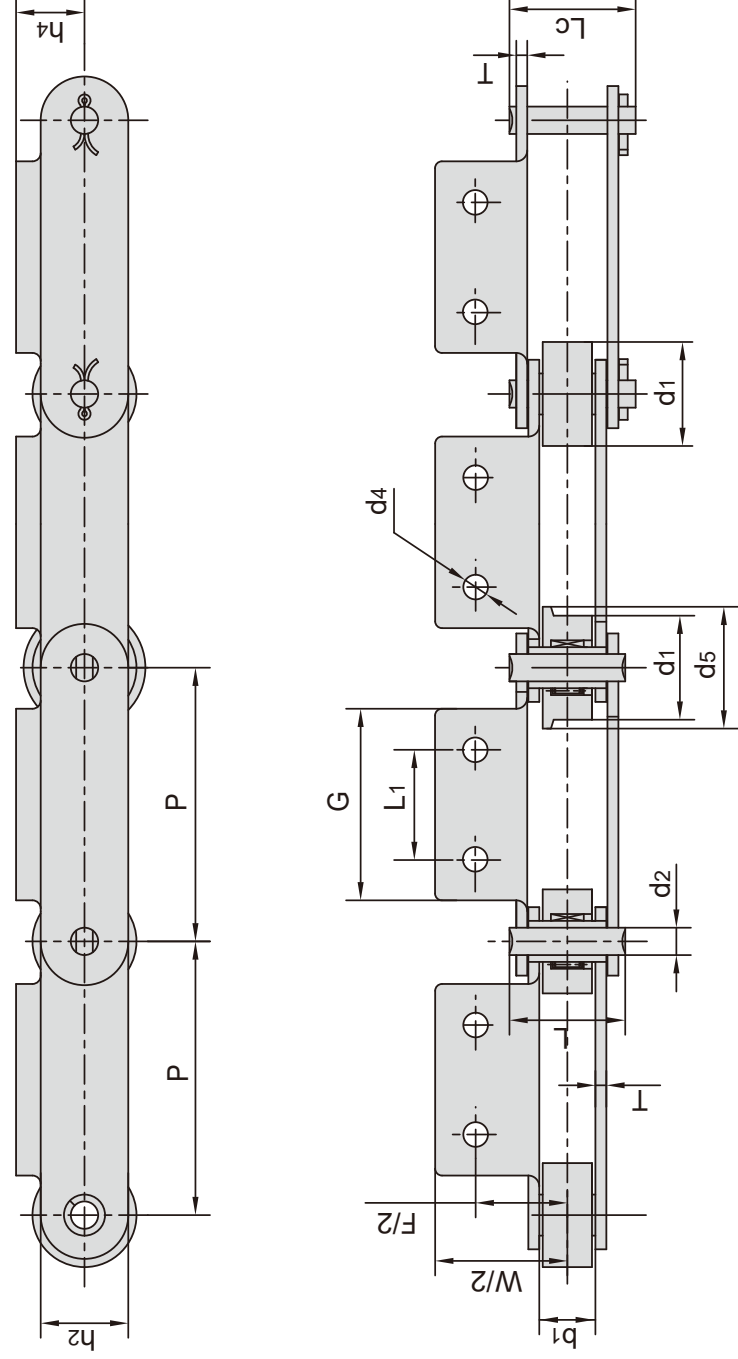
*Bush chain: d1 in the table indicates the external diameter of the bush.

带附板输送链 Conveyor chains with attachments



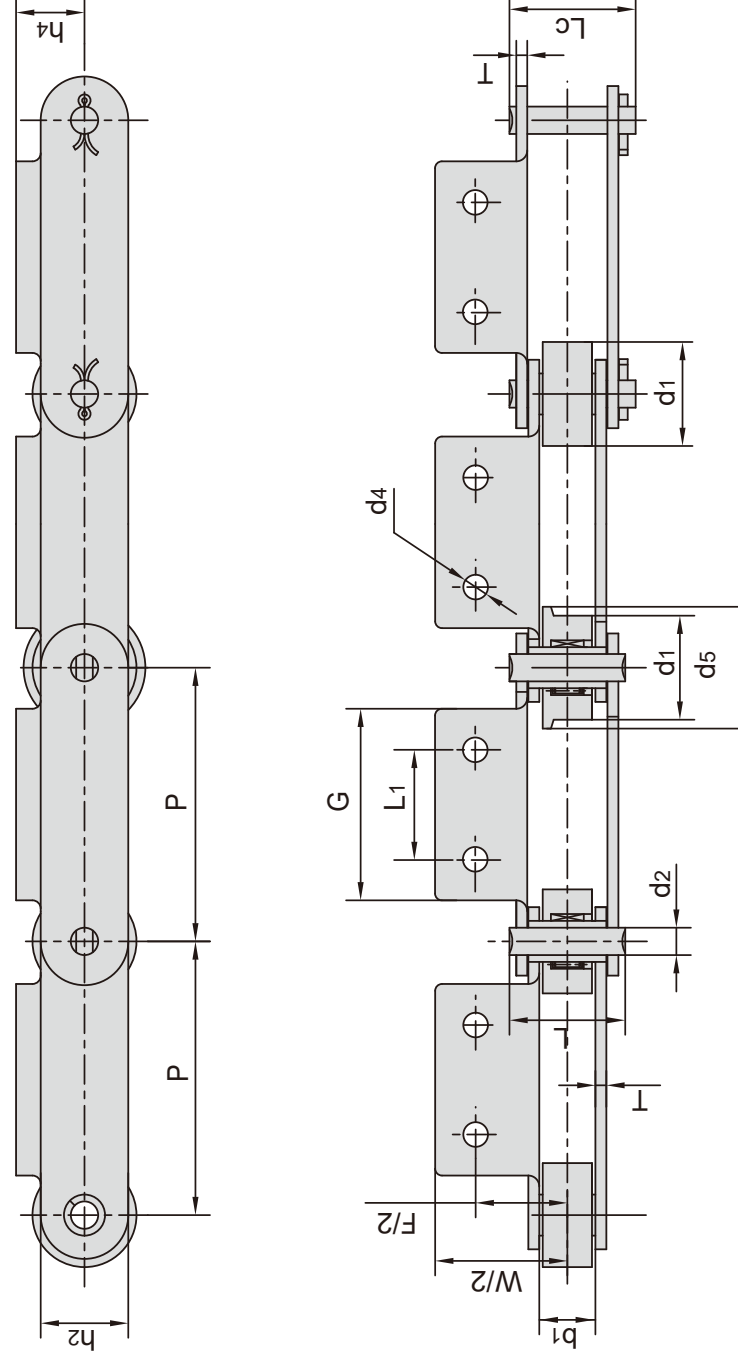
| 东华链号 Donghua Chain No. | P | L1 | G | F | W | h4 | h2 | d4 | t/T | d5 |
|------------------------------|--------|--------|--------|--------|--------|-------|--------|-------|-------|-------|
| | mm | mm | mm | mm | mm | mm | mm | mm | mm | mm |
| P200F139A2-F | 200.00 | 80.00 | 120.00 | 118.00 | 163.00 | 35.00 | 45.00 | 15.00 | 7.50 | 80.00 |
| P200F142A2-F | 200.00 | 80.00 | 120.00 | 164.00 | 176.00 | 43.75 | 55.00 | 13.00 | 12.70 | 85.00 |
| P200F147A2-F | 200.00 | 80.00 | 120.00 | 120.00 | 158.00 | 38.00 | 44.50 | 13.00 | 7.90 | 85.00 |
| P203.2F6 | 203.20 | 114.30 | 152.40 | 131.83 | 192.00 | 54.10 | 69.80 | 17.50 | 12.70 | - |
| P203.2F10 | 203.20 | 82.55 | 152.40 | 131.83 | 192.00 | 54.10 | 69.80 | 17.50 | 12.70 | - |
| P203.2F16K2 | 203.20 | 82.50 | 134.00 | 133.30 | 198.00 | 55.90 | 76.20 | 17.00 | 12.70 | - |
| P220F4A3 | 220.00 | 60.00 | 90.00 | 100.00 | 136.00 | 28.00 | 38.00 | 12.00 | 6.00 | - |
| P228.6F28K2 | 228.60 | 88.90 | 130.00 | 152.40 | 198.00 | 73.00 | 63.50 | 13.50 | 9.50 | - |
| RF10250RA2 | 250.00 | 80.00 | 120.00 | 100.00 | 130.00 | 28.00 | 38.10 | 12.00 | 6.30 | - |
| P250F25 | 250.00 | 60.00 | 93.00 | 108.00 | 143.60 | 30.00 | 38.00 | 10.00 | 8.00 | - |
| P250F38K2 | 250.00 | 75.00 | 120.00 | 192.00 | 232.00 | 68.00 | 100.00 | 18.50 | 12.00 | - |
| P250F68A2 | 250.00 | 125.00 | 160.00 | 100.00 | 132.00 | 28.00 | 38.00 | 12.00 | 6.00 | 65.00 |
| P250F106A2 | 250.00 | 125.00 | 170.00 | 150.00 | 200.00 | 45.00 | 50.80 | 15.00 | 9.50 | - |
| P250F129K2 | 250.00 | 125.00 | 170.00 | 140.00 | 180.00 | 60.00 | 75.00 | 14.00 | 8.00 | - |
| P250F142A2 | 250.00 | 60.00 | 94.00 | 100.00 | 129.00 | 39.00 | 38.00 | 12.00 | 6.00 | - |
| P250F157A3 | 250.00 | 100.00 | 140.00 | 100.00 | 140.00 | 38.00 | 45.00 | M12 | 8.00 | - |
| P250F170A2 | 250.00 | 80.00 | 120.00 | 100.00 | 130.00 | 28.00 | 38.00 | 12.00 | 6.00 | - |
| P250F176A2 | 250.00 | 80.00 | 120.00 | 120.00 | 150.00 | 37.00 | 55.00 | 12.00 | 8.00 | - |
| P250F191A2 | 250.00 | 147.00 | 350.00 | 269.60 | 349.60 | 60.00 | 90.00 | 22.00 | 15.00 | - |
| P250F193A2 | 250.00 | 125.00 | 160.00 | 118.00 | 162.00 | 37.50 | 45.00 | 15.00 | 8.00 | 80.00 |
| P250F200A2 | 250.00 | 125.00 | 170.00 | 120.00 | 158.00 | 38.00 | 45.00 | 15.00 | 8.00 | 85.00 |
| P300F41A2 | 300.00 | 60.00 | 94.00 | 100.00 | 129.00 | 39.00 | 38.10 | 12.00 | 6.00 | - |

带附板输送链 Conveyor chains with attachments



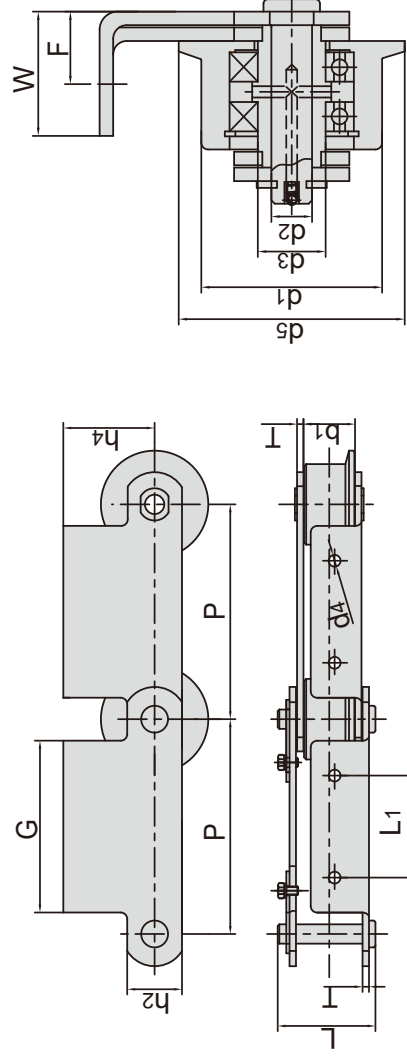
| 东华链号 Donghua Chain No. | 节距 Pitch P mm | 滚子直径 Roller diameter d1 max mm | 内节内宽 Width between inner plates b1 min mm | 销轴直径 Pin diameter d2 max mm | 销轴长度 Pin length | | 抗拉强度 Tensile strength Q min kN/lbf | 平均抗拉强度 Average tensile strength Q0 kN | 每米长重 Weight per meter q kg/m |
|------------------------------|------------------------|---|---|--|-----------------------|-----------------|---|--|---|
| | | | | | L max mm | Lc max mm | | | |
| M56F4-P-100 | 100.0 | 38.0 | 20.5 | 10.00 | 42.3 | 46.1 | 56.0/12727 | 62.0 | 4.30 |
| M56F7-P-100 | 100.0 | 38.0 | 17.0 | 10.00 | 38.8 | 42.6 | 56.0/12727 | 62.0 | 4.84 |
| M56F9-P-100 | 100.0 | 38.0 | 20.5 | 10.00 | 46.3 | 50.1 | 88.2/20045 | 97.0 | 5.60 |
| M56F24A2-F-100 | 100.0 | 50.0 | 20.5 | 10.00 | 46.3 | 50.1 | 88.2/20045 | 97.0 | 8.16 |
| M315F47A2-FZ-250 | 250.0 | 90.0 | 52.0 | 25.00 | - | 102.0 | 315.0/70812 | 346.5 | 22.40 |
| M630A2-F-400 | 400.0 | 140.0 | 65.0 | 36.00 | - | 152.0 | 630.0/141720 | 693.0 | 58.50 |
| P100 | 100.0 | 50.0 | 29.9 | 13.94 | 60.0 | - | 160.0/36364 | 176.0 | 9.27 |
| P100F4A2-F1 | 100.0 | 40.0 | 22.0 | 11.30 | - | 53.5 | 65.0/14612 | 71.5 | 5.52 |
| P150F40 | 150.0 | 38.0 | 20.5 | 10.00 | 41.1 | 44.6 | 80.0/17984 | 88.0 | 3.70 |
| P150F41 | 150.0 | 38.0 | 20.5 | 12.00 | 51.2 | 55.5 | 100.0/22480 | 110.0 | 5.50 |
| P160 | 160.0 | 50.0 | 29.9 | 13.94 | 60.0 | - | 160.0/36364 | 176.0 | 7.23 |
| P200F28 | 200.0 | 65.0 | 37.1 | 16.00 | 77.5 | 85.5 | 160.0/36364 | 176.0 | 14.10 |
| P200F31 | 200.0 | 80.0 | 37.1 | 16.00 | 77.5 | 85.5 | 160.0/36364 | 176.0 | 18.10 |
| P200F178A2 | 200.0 | 90.0 | 46.0 | 26.00 | - | 97.0 | 230.0/51704 | 253.0 | 22.00 |
| P200F188A2 | 200.0 | 80.0 | 48.0 | 18.00 | - | 96.2 | 200.0/44960 | 220.0 | 22.00 |
| P250F173A2 | 250.0 | 100.0 | 52.0 | 25.00 | - | 109.0 | 315.0/70812 | 345.0 | 32.70 |
| P300 | 300.0 | 80.0 | 45.0 | 23.81 | 95.5 | 103.0 | 300.0/68181 | 320.0 | 24.32 |
| P350 | 350.0 | 80.0 | 45.0 | 23.81 | 95.5 | 103.0 | 300.0/68181 | 320.0 | 23.60 |
| P400F1 | 400.0 | 80.0 | 45.0 | 23.81 | 95.5 | 103.0 | 300.0/68181 | 320.0 | 22.67 |

带附板输送链 Conveyor chains with attachments



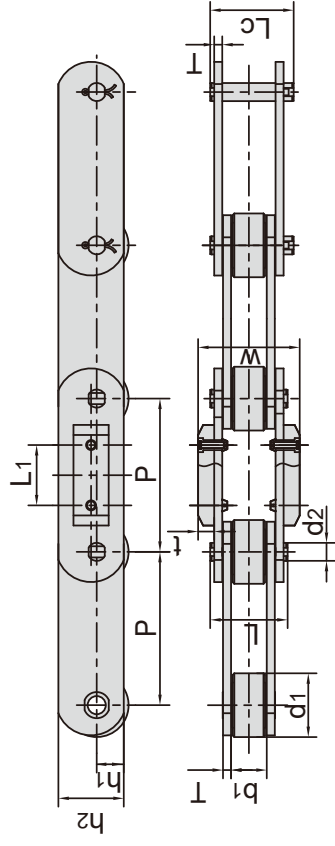
| 东华链号 Donghua Chain No. | L1 | G | F | W | h4 | h2 | d4 | T | d5 |
|------------------------------|-------|-------|-------|--------|-------|-------|------|------|-------|
| | mm | mm | mm | mm | mm | mm | mm | mm | mm |
| M56F4-P-100 | 40.0 | 70.0 | 68.5 | 98.50 | 25.0 | 25.0 | 9.0 | 4.0 | 44.5 |
| M56F7-P-100 | 40.0 | 70.0 | 71.5 | 92.00 | 55.0 | 25.0 | 6.5 | 4.0 | 45.0 |
| M56F9-P-100 | 40.0 | 70.0 | 67.5 | 96.58 | 25.0 | 32.0 | 9.0 | 5.0 | 44.5 |
| M56F24A2-F-100 | 50.0 | 90.0 | 88.0 | 117.00 | 41.0 | 32.0 | 10.0 | 5.0 | 60.0 |
| M315F47A2-FZ-250 | 100.0 | 210.0 | 160.0 | 194.00 | 70.0 | 70.0 | 19.0 | 8.0 | 110.0 |
| M630A2-F-400 | 190.0 | 250.0 | 230.0 | 300.00 | 90.0 | 103.0 | 26.0 | 14.0 | 175.0 |
| P100 | 40.0 | 65.0 | 98.0 | 128.00 | 35.0 | 40.0 | 10.0 | 4.0 | 65.0 |
| P100F4A2-F1 | 40.0 | 65.0 | 70.0 | 94.00 | 22.0 | 32.0 | 10.0 | 4.5 | 50.0 |
| P150F40 | 60.0 | 90.0 | 71.0 | 94.00 | 27.0 | 32.0 | 10.0 | 3.7 | - |
| P150F41 | 60.0 | 90.0 | 71.0 | 94.00 | 29.0 | 32.0 | 10.0 | 6.0 | - |
| P160 | 85.0 | 115.0 | 94.0 | 124.00 | 35.0 | 40.0 | 10.0 | 4.0 | 65.0 |
| P200F28 | 80.0 | 120.0 | 120.0 | 158.00 | 63.0 | 44.5 | 12.0 | 8.0 | 80.0 |
| P200F31 | 80.0 | 140.0 | 120.0 | 158.00 | 85.0 | 44.5 | M10 | 8.0 | 100.0 |
| P200F178A2 | 110.0 | 160.0 | 126.0 | 166.00 | 85.0 | 60.0 | 12.0 | 8.0 | 103.0 |
| P200F188A2 | 95.0 | 160.0 | 138.0 | 184.00 | 85.0 | 51.0 | 11.0 | 8.0 | 99.0 |
| P250F173A2 | 160.0 | 200.0 | 146.0 | 186.00 | 95.0 | 75.0 | 12.0 | 10.0 | 120.0 |
| P300 | 200.0 | 250.0 | 150.0 | 190.00 | 105.0 | 60.0 | 13.0 | 10.0 | 100.0 |
| P350 | 250.0 | 300.0 | 150.0 | 190.00 | 105.0 | 60.0 | 13.0 | 10.0 | 100.0 |
| P400F1 | 300.0 | 350.0 | 150.0 | 190.00 | 105.0 | 60.0 | 15.0 | 10.0 | 100.0 |

带附板输送链 Conveyor chains with attachments



| 东华链号 Donghua Chain No. | 节距 Pitch | | 滚子直径 Roller diameter | | 内节内宽 Width between inner plates | 销轴直径 Pin diameter | 销轴长度 Pin length | 套筒直径 Bush diameter | 链板高度 Plate depth | 链板厚度 Plate thickness | 抗拉强度 Tensile strength |
|------------------------------|-------------|-----------|----------------------------|-----------|--|-------------------------|-----------------------|--------------------------|------------------------|----------------------------|-----------------------------|
| | d1 max | d5 max | b1 min | d2 max | L max | d3 max | h2 max | T max | Q min | | |
| | mm | mm | mm | mm | mm | mm | mm | mm | mm | mm | kN/lbf |
| M160F6-F-200 | 80.0 | 98.0 | 47.5 | 18.0 | 91.0 | 30.0 | 51.0 | 6.0 | 160.0/35968 | | |
| M160F7-F-200 | 80.0 | 98.0 | 47.5 | 18.0 | 99.0 | 30.0 | 51.0 | 8.0 | 160.0/35968 | | |
| M224F9-F-200 | 90.0 | 105.0 | 44.5 | 26.0 | 112.0 | 35.0 | 60.0 | 8.0 | 224.0/50355 | | |
| P250F108A2 | 85.0 | 105.0 | 42.0 | 21.0 | 92.8 | 30.0 | 62.0 | 8.0 | 224.0/50355 | | |
| P250F109A2 | 85.0 | 105.0 | 42.0 | 21.0 | 92.8 | 30.0 | 62.0 | 8.0 | 224.0/50355 | | |
| P250F119A2 | 80.0 | 100.0 | 51.0 | 135.3 | 99.0 | 30.0 | 53.0 | 8.0 | 160.0/35968 | | |
| P250F155A2-FZ | 85.0 | 105.0 | 42.0 | 21.0 | 93.8 | 30.0 | 62.0 | 8.0 | 224.0/50355 | | |
| P250F121A2 | 85.0 | 104.0 | 42.0 | 21.0 | 91.0 | 30.0 | 62.0 | 8.0 | 224.0/50355 | | |

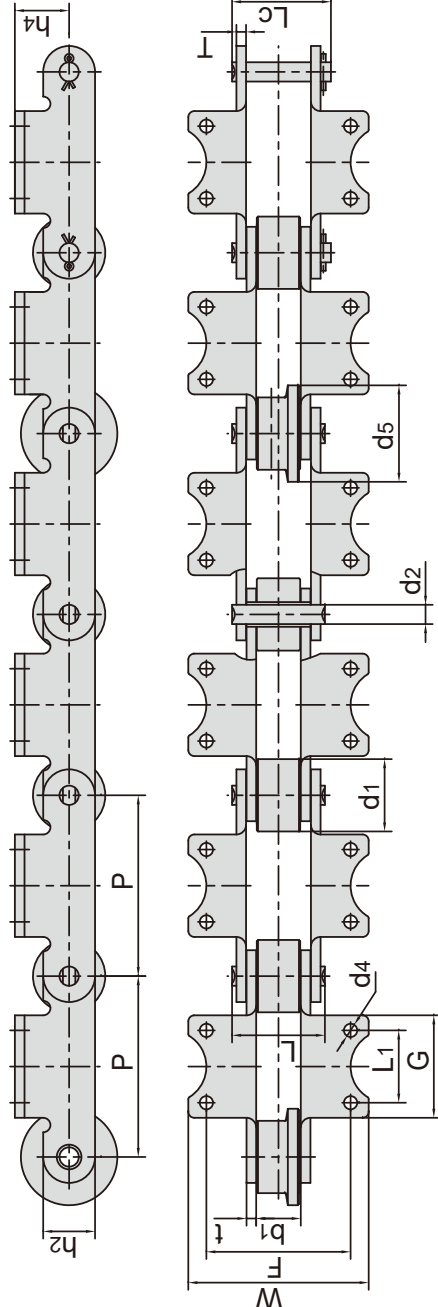
| 东华链号 Donghua Chain No. | P | | L1 | G | F | W | h4 | d4 |
|------------------------------|-------|-------|-------|------|------|-------|------|----|
| | mm | mm | mm | mm | mm | mm | mm | mm |
| M160F6-F-200 | 200.0 | 95.0 | 160.0 | 32.0 | 55.0 | 85.0 | 11.0 | |
| M160F7-F-200 | 200.0 | 95.0 | 160.0 | 36.0 | 59.0 | 85.0 | 11.0 | |
| M224F9-F-200 | 200.0 | 120.0 | 160.0 | 35.0 | 50.0 | 85.0 | 12.0 | |
| P250F108A2 | 250.0 | 144.0 | 200.0 | 48.5 | 64.5 | 120.0 | 12.5 | |
| P250F109A2 | 250.0 | 144.0 | 200.0 | 48.5 | 64.5 | 120.0 | 11.0 | |
| P250F119A2 | 250.0 | 140.0 | 200.0 | 46.0 | 68.0 | 90.0 | M10 | |
| P250F155A2-FZ | 250.0 | 160.0 | 200.0 | 45.5 | 64.5 | 120.0 | 12.0 | |
| P250F121A2 | 250.0 | 160.0 | 200.0 | 44.0 | 64.5 | 120.0 | 12.0 | |



| 东华链号 Donghua Chain No. | P | L1 | W | t |
|------------------------------|-------|------|-------|------|
| | mm | mm | mm | mm |
| P152F13 | 152.4 | 60.0 | 101.0 | 16.0 |

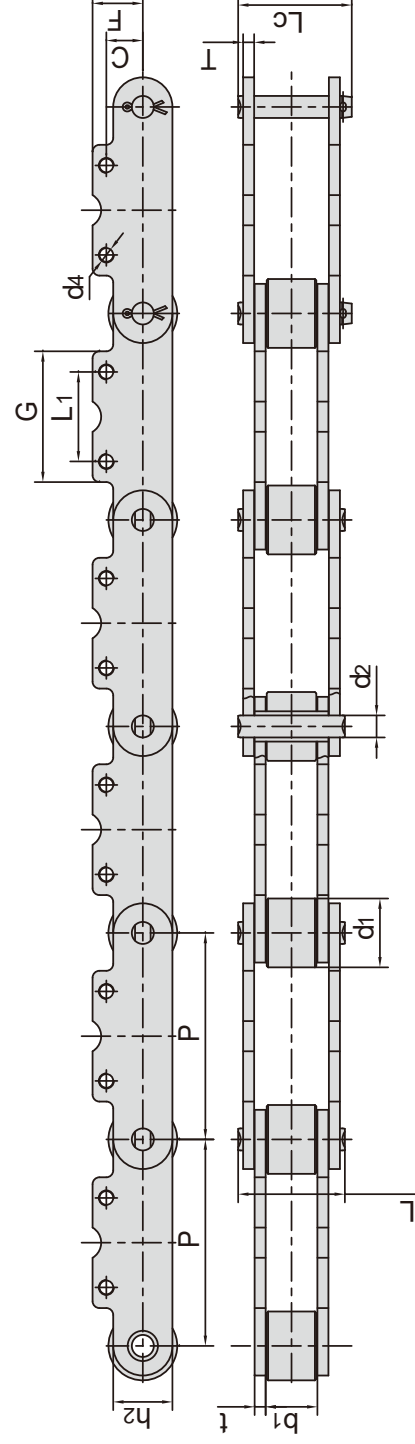
| 东华链号 Donghua Chain No. | 节距 Pitch | | 滚子直径 Roller diameter | 内节内宽 Width between inner plates | 销轴直径 Pin diameter | 销轴长度 Pin length | 链板高度 Plate depth | 链板厚度 Plate thickness | 抗拉强度 Tensile strength |
|------------------------------|-------------|-----------|----------------------------|--|-------------------------|-----------------------|------------------------|----------------------------|-----------------------------|
| | d1 max | d5 max | b1 min | d2 max | L max | Lc max | h1 max | T max | Q min |
| | mm | mm | mm | mm | mm | mm | mm | mm | kN/lbf |
| P152F13 | 152.4 | 63.4 | 35.0 | 18.0 | 77.0 | 83.0 | 26.9 | 8.0 | 160.0/35968 |

带附板输送链 Conveyor chains with attachments



| 东华链号 Donghua Chain No. | 节距 Pitch P mm | 滚子直径 Roller diameter d1 max mm | 内节内宽 Width between inner plates b1 min mm | 销轴直径 Pin diameter d2 max mm | 销轴长度 Pin length | | 链板高度 Inner plate depth h2 max mm | 链板厚度 Plate thickness t/T max mm | 抗拉强度 Tensile strength Q min kN/lbf | 每米长重 Weight per meter q kg/m |
|------------------------------|------------------------|---|---|--|-----------------------|-----------------|--|--|---|---|
| | | | | | L max mm | Lc max mm | | | | |
| P125F43A2 | 125.00 | 40.00 | 27.00 | 11.10 | 57.00 | 61.00 | 32.00 | 6.00 | 124.60/28010 | 6.56 |
| P150F4K2 | 150.00 | 50.00 | 37.00 | 16.00 | 77.50 | 82.50 | 43.00 | 8.00 | 170.00/38216 | 14.34 |
| P150F108K2-F | 150.00 | 60.00 | 37.00 | 16.00 | 77.50 | 82.50 | 43.00 | 8.00 | 170.00/38216 | 20.80 |

| 东华链号 Donghua Chain No. | P mm | L1 mm | G mm | F mm | W mm | h4 mm | h2 mm | d4 mm | t/T mm | d5 mm |
|------------------------------|---------|----------|---------|---------|---------|----------|----------|----------|-----------|----------|
| | | | | | | | | | | |
| P150F4K2 | 150.00 | 60.00 | 85.00 | 120.00 | 150.00 | 33.00 | 14.00 | 14.00 | 8.00 | - |
| P150F108K2-F | 150.00 | 60.00 | 85.00 | 120.00 | 150.00 | 45.00 | 11.00 | 11.00 | 8.00 | 80.00 |

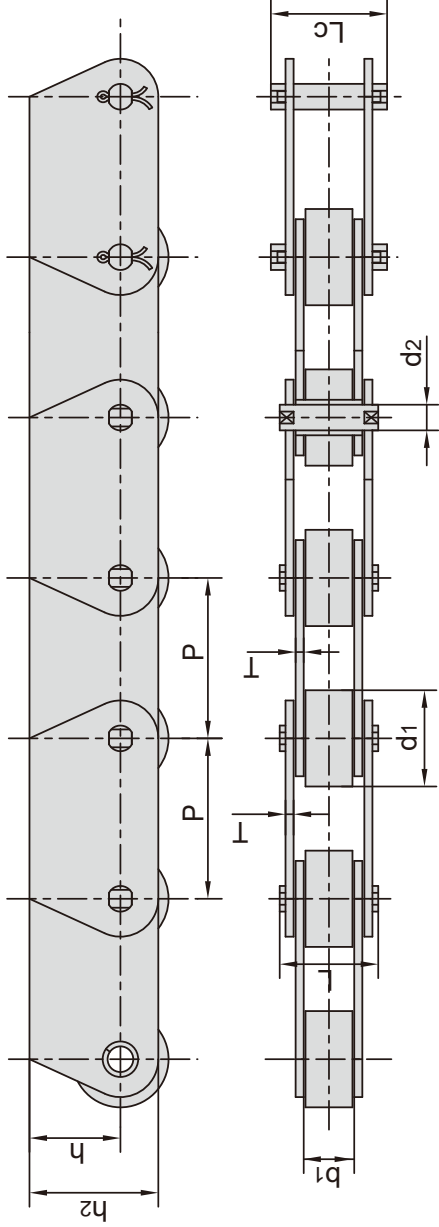


| 东华链号 Donghua Chain No. | 节距 Pitch P mm | 滚子直径 Roller diameter d1 max mm | 内节内宽 Width between inner plates b1 min mm | 销轴直径 Pin diameter d2 max mm | 销轴长度 Pin length | | 链板高度 Inner plate depth h2 max mm | 链板厚度 Plate thickness t/T max mm | 抗拉强度 Tensile strength Q min kN/lbf | 每米长重 Weight per meter q kg/m |
|------------------------------|------------------------|---|---|--|-----------------------|-----------------|--|--|---|---|
| | | | | | L max mm | Lc max mm | | | | |
| P150F134SK2 | 150.00 | 50.00 | 37.00 | 16.00 | 77.50 | 82.50 | 43.00 | 8.00 | 170.00/38216 | 12.90 |

| 东华链号 Donghua Chain No. | P mm | L1 mm | G mm | F mm | C mm | d4 mm |
|------------------------------|---------|----------|---------|---------|---------|----------|
| | | | | | | |

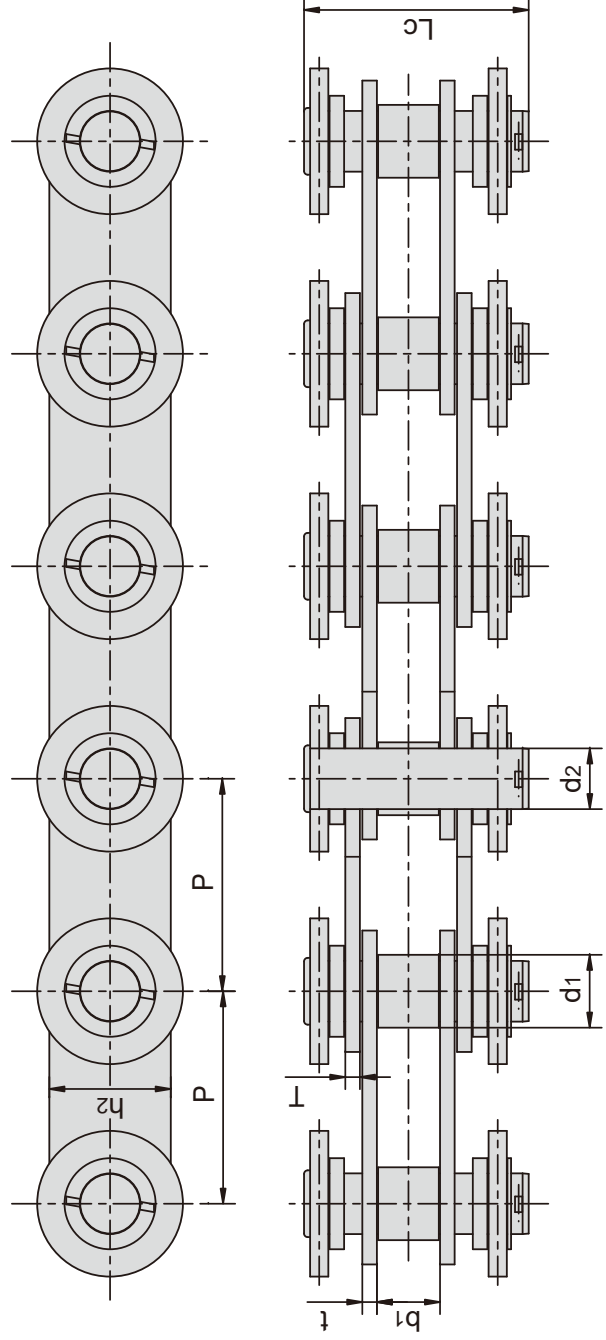
带附板输送链

Conveyor chains with attachments

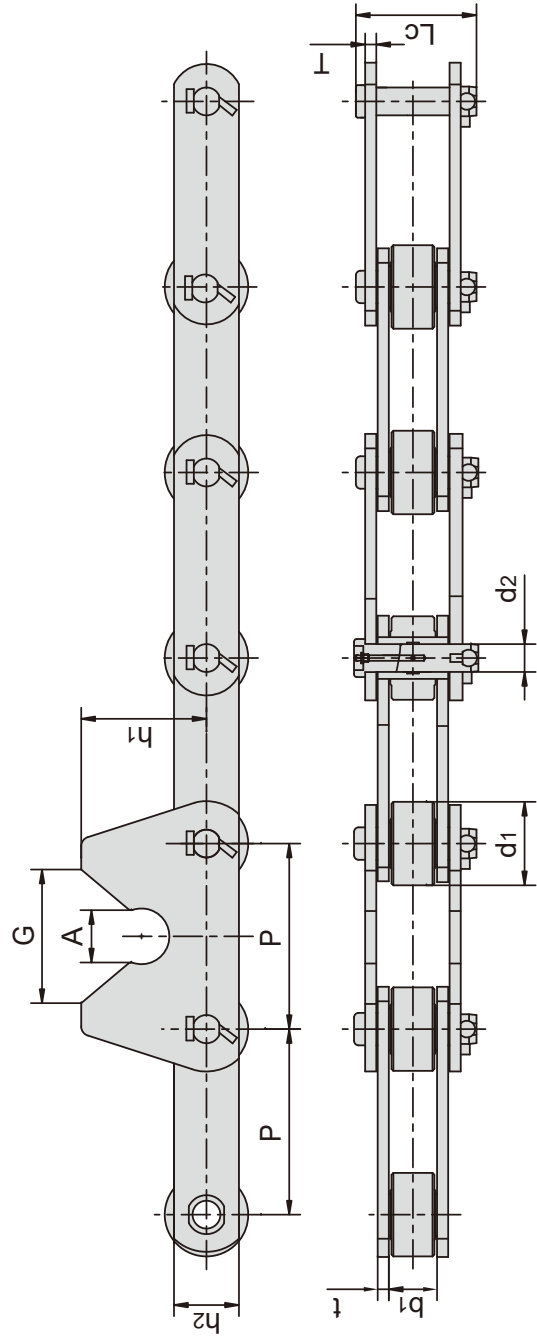


| 东华链条号 Donghua Chain No. | 节距 Pitch | 滚子直径 Roller diameter | 内节内宽 Width between inner plates | 销轴直径 Pin diameter | 销轴长度 Pin length | 链板高度 Plate depth | | 链板厚度 Plate thickness | 抗拉强度 Tensile strength | 每米重量 Weight per meter | |
|-------------------------------|-------------|----------------------------|--|-------------------------|-----------------------|------------------------|----------------|----------------------------|-----------------------------|--------------------------------|-----------|
| | P mm | d1 max mm | b1 min mm | d2 max mm | L max mm | Lc max mm | h max mm | h2 max mm | T max mm | Q min kN/lbf | q kg/m |
| P31.75F1 | 31.75 | 19.05 | 9.80 | 5.08 | 19.2 | 22.5 | 18.00 | 25.5 | 1.60 | 20.0/4545 | 1.48 |
| P63F10 | 63.00 | 42.00 | 23.00 | 11.11 | 50.0 | 53.0 | 29.40 | 44.4 | 4.80 | 80.0/17997 | 8.32 |
| P100F59 | 100.00 | 40.00 | 25.00 | 14.50 | 61.0 | 67.5 | 23.00 | 40.0 | 6.30 | 100.0/22496 | 7.98 |
| P100F285 | 100.00 | 30.00 | 16.00 | 7.92 | - | 44.3 | 20.00 | 31.8 | 4.80 | 56.0/12588 | 3.65 |
| P101.6F10 | 101.60 | 50.00 | 30.00 | 14.27 | 64.0 | 68.5 | 30.00 | 50.0 | 6.40 | 180.0/40909 | 11.56 |
| P101.6F178 | 101.60 | 57.15 | 33.00 | 16.00 | 81.5 | 88.0 | 31.75 | 50.8 | 9.70 | 125.0/28100 | 16.30 |
| P125F69 | 125.00 | 65.00 | 51.40 | 19.00 | 101.0 | 108.0 | 38.10 | 63.5 | 9.50 | 224.0/50355 | 23.20 |
| P125F71 | 125.00 | 65.00 | 51.40 | 18.90 | 101.0 | 108.0 | 38.10 | 63.5 | 9.50 | 224.0/50355 | 23.20 |
| P152F49 | 152.40 | 63.50 | 34.00 | 15.60 | - | 82.0 | 38.10 | 65.0 | 8.00 | 160.0/35993 | 16.30 |
| P150F86 | 150.00 | 50.00 | 21.00 | 15.00/20.00 | 60.0 | 65.0 | 30.00 | 50.0 | 8.00 | 112.0/25178 | 8.92 |
| P160F2 | 160.00 | 60.00 | 38.00 | 20.00 | - | 80.0 | 36.00 | 60.0 | 6.00 | 190.0/43181 | 12.57 |
| P160F44 | 160.00 | 60.00 | 38.00 | 20.00 | 72.0 | 78.0 | 35.00 | 60.0 | 6.00 | 190.0/42700 | 12.30 |
| P300F23 | 300.00 | 65.00 | 37.10 | 15.90 | - | 90.0 | 40.00 | 63.5 | 9.50 | 213.0/47884 | 13.60 |
| ME40F2-P-50.8 | 50.80 | 31.80 | 15.00 | 14.00 | 36.0 | 39.7 | 41.00 | 26.0 | 4.00 | 53.9/12123 | 5.20 |
| ME40F2-P-76.2 | 76.20 | 31.80 | 15.00 | 14.00 | 36.0 | 39.7 | 41.00 | 26.0 | 4.00 | 53.9/12123 | 4.32 |
| ME40F2-P-101.6 | 101.60 | 31.80 | 15.00 | 14.00 | 36.0 | 39.7 | 41.00 | 26.0 | 4.00 | 53.9/12123 | 3.88 |
| ME40F3-P-50.8 | 50.80 | 31.80 | 15.00 | 14.00 | 36.0 | 39.7 | 38.00 | 25.3 | 4.00 | 53.9/12123 | 4.89 |
| ME40F3-P-76.2 | 76.20 | 31.80 | 15.00 | 14.00 | 36.0 | 39.7 | 38.00 | 25.3 | 4.00 | 53.9/12123 | 4.05 |
| ME40F3-P-101.6 | 101.60 | 31.80 | 15.00 | 14.00 | 36.0 | 39.7 | 38.00 | 25.3 | 4.00 | 53.9/12123 | 3.63 |
| ME160F2-P-101.6 | 101.60 | 66.67 | 25.40 | 27.00 | 62.8 | - | 74.60 | 49.6 | 8.00 | 133.0/29915 | 18.34 |
| ME160F2-P-152.4 | 152.40 | 66.67 | 25.40 | 27.00 | 62.8 | 69.7 | 74.60 | 49.6 | 8.00 | 133.0/29915 | 15.00 |
| MT18F1-S-50 | 50.00 | 18.00 | 11.50 | 5.72 | 25.5 | 28.2 | 10.00 | 17.5 | 2.50 | 18.0/4050 | 1.36 |
| MT18F3-P-50 | 50.00 | 25.00 | 11.50 | 5.72 | 24.0 | 26.4 | 16.50 | 25.0 | 2.03 | 18.0/4050 | 2.00 |
| MT18F10-S-50 | 50.00 | 18.00 | 25.00 | 5.72 | 39.0 | 41.7 | 17.50 | 10.0 | 2.50 | 18.0/4050 | 1.90 |
| MT40F-P-50 | 50.00 | 31.00 | 15.00 | 10.00 | 36.0 | 39.0 | 17.50 | 30.0 | 4.00 | 40.0/8992 | 4.33 |
| MT28F1-P-63 | 63.00 | 30.00 | 18.00 | 7.00 | 34.0 | 37.5 | 20.00 | 30.0 | 3.00 | 28.0/6300 | 3.40 |
| MT40F1-P-63 | 63.00 | 30.00 | 16.00 | 8.50 | 37.0 | 40.0 | 19.00 | 30.0 | 4.00 | 40.0/8992 | 3.90 |
| MT80F2-P-63 | 63.00 | 30.00 | 25.00 | 7.00 | 45.2 | 48.7 | 20.00 | 30.0 | 4.00 | 35.0/7875 | 4.58 |
| MT40F3-P-80 | 80.00 | 36.00 | 20.00 | 8.50 | 42.5 | 46.5 | 22.50 | 35.0 | 4.00 | 40.0/8992 | 4.81 |
| MT40F-P-100 | 100.00 | 31.00 | 15.00 | 10.00 | 36.0 | 39.0 | 17.50 | 30.0 | 4.00 | 40.0/8992 | 3.14 |
| MT40F5-P-63 | 63.00 | 36.00 | 20.00 | 10.00 | 42.5 | 46.5 | 35.00 | 22.5 | 4.00 | 40.0/8992 | 5.46 |
| MT56F10-P-63 | 63.00 | 42.00 | 23.00 | 11.11 | 50.0 | - | 44.40 | 29.4 | 4.80 | 56.0/12600 | 8.20 |
| MT80F4-P-100 | 100.00 | 50.00 | 28.00 | 14.35 | 55.0 | 59.5 | 32.50 | 57.5 | 5.00 | 120.0/26977 | 9.38 |
| MT56F1-B-100 | 100.00 | 15.00 | 24.00 | 10.00 | 46.0 | 49.5 | 35.00 | 50.0 | 4.00 | 56.0/12600 | 3.38 |
| MT80F2-P-100 | 100.00 | 50.00 | 28.00 | 14.35 | 55.0 | 59.5 | 32.50 | 51.5 | 5.00 | 120.0/26976 | 9.56 |
| MT315F3-P-250 | 250.00 | 85.00 | 57.20 | 24.00 | 119.7 | 119.7 | 53.00 | 84.8 | 9.50 | 315.0/70815 | 19.85 |

带附板输送链 Conveyor chains with attachments



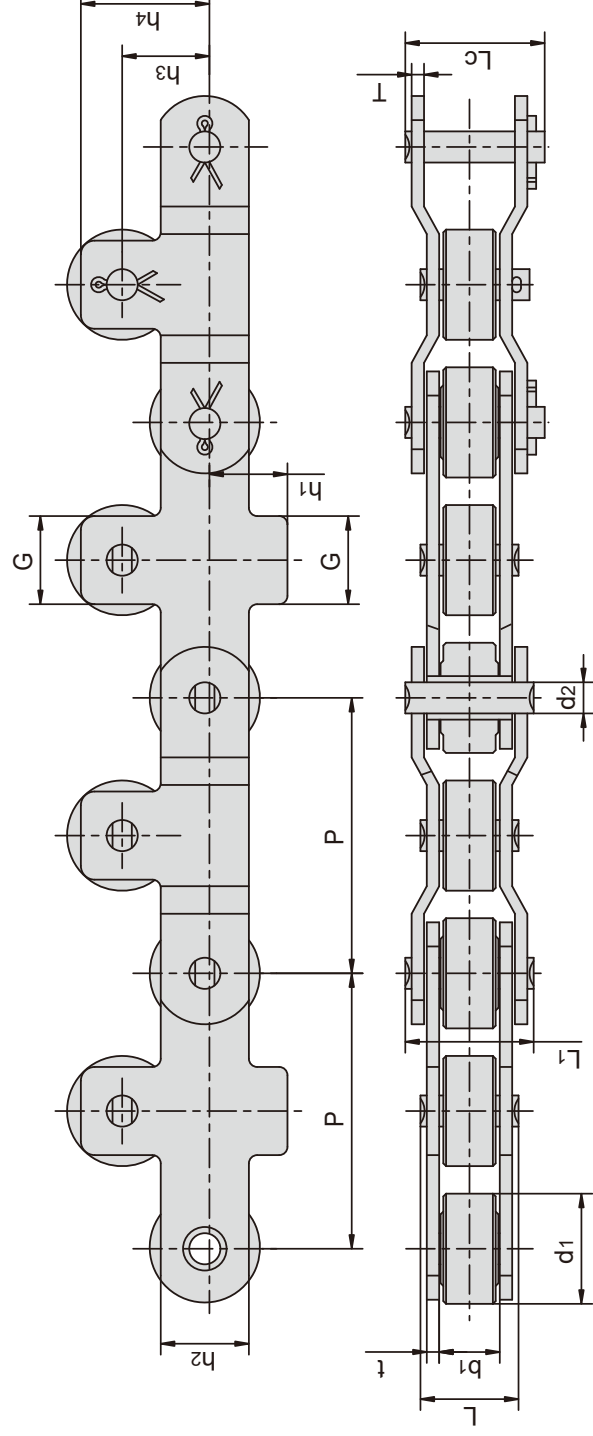
| 东华链号 Donghua Chain No. | 节距 Pitch | 滚子直径 Roller diameter | 内节内宽 Width between inner plates | 销轴直径 Pin diameter | 销轴长度 Pin length | 链板高度 Plate depth | 链板厚度 Plate thickness | 抗拉强度 Tensile strength | 平均抗拉强度 Average tensile strength | 每米长重 Weight per meter |
|------------------------------|-------------|----------------------------|--|-------------------------|--------------------------|--------------------------|----------------------------|-----------------------------------|--|--------------------------------|
| P175F1 | 175.0 mm | d1 max 60.0 mm | b1 min 52.0 mm | d2 max 50.0 mm | Lc max 176.0 mm | h2 max 100.0 mm | t/T max 12.0 mm | Q min 366.0/82280 kN/lbf | Q ₀ kN 400.0 | q kg/m 25.5 |



| 东华链号 Donghua Chain No. | 节距 Pitch | 滚子直径 Roller diameter | 内节内宽 Width between inner plates | 销轴直径 Pin diameter | 销轴长度 Pin length | 链板高度 Plate depth | 链板厚度 Plate thickness | 抗拉强度 Tensile strength | 平均抗拉强度 Average tensile strength | 每米长重 Weight per meter |
|------------------------------|-------------|----------------------------|--|-------------------------|--------------------------|-------------------------|----------------------------|------------------------------------|--|--------------------------------|
| P200F60 | 200.0 mm | d1 max 90.0 mm | b1 min 52.0 mm | d2 max 30.0 mm | Lc max 132.0 mm | h2 max 70.0 mm | t/T max 12.0 mm | Q min 530.0/119148 kN/lbf | Q ₀ kN 609.0 | q kg/m 36.9 |

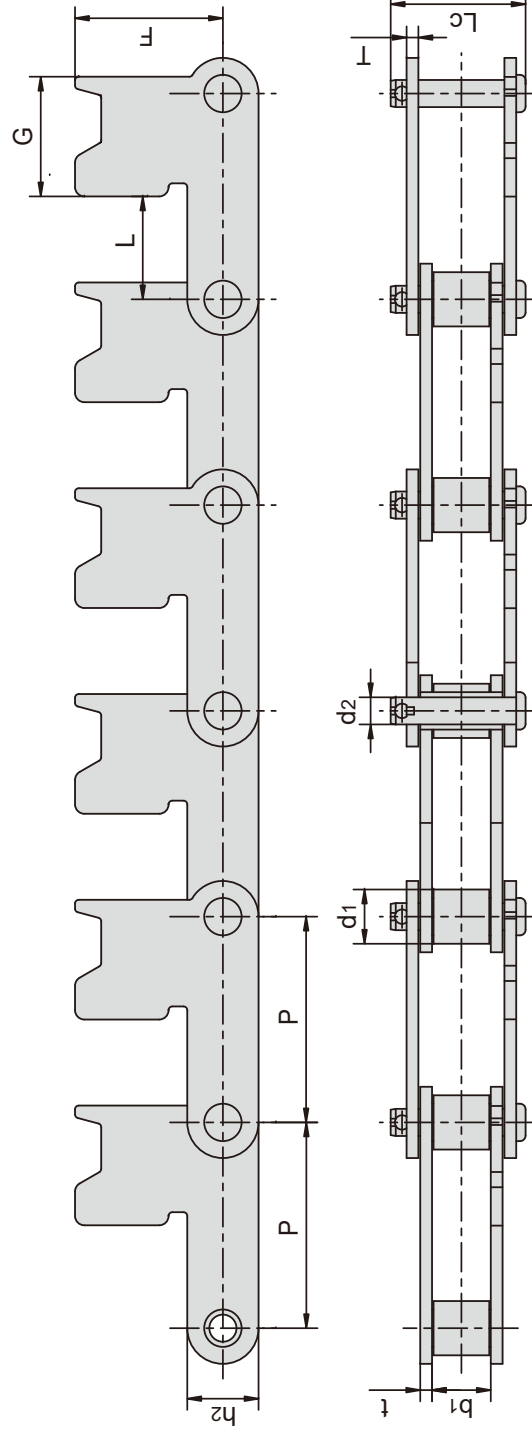
| | | | |
|------------------------------|-------------|------------|----------------|
| 东华链号 Donghua Chain No. | G | A | h ₁ |
| P200F60 | 144.0 mm | 56.6 mm | 135.0 mm |

带附板输送带 Conveyor chains with attachments



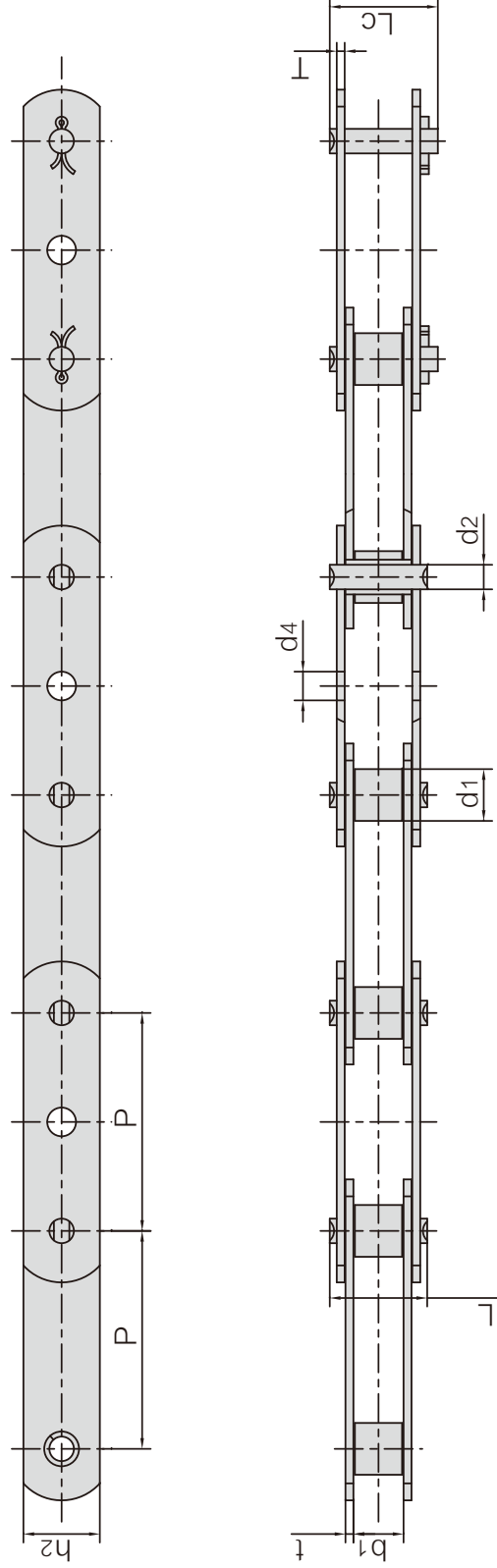
| 东华链号 Donghua Chain No. | 节距 Pitch | 滚子直径 Roller diameter | 内节内宽 Width between inner plates | 销轴直径 Pin diameter | 销轴长度 Pin length | | | 链板高度 Plate depth | 链板厚度 Plate thickness | 抗拉强度 Tensile strength | 平均抗拉强度 Average tensile strength | 每米长重 Weight per meter |
|------------------------------|-------------|----------------------------|--|-------------------------|-----------------------|-------------------------------|-------------------------------|------------------------|----------------------------|-----------------------------|--|-----------------------------|
| | | | | | L | L ₁ max | L _c max | | | | | |
| P100F126 | 100.0 | d1 max 40.0 | b1 min 22.0 | d2 max 11.3 | L max 36.5 | L ₁ max 47.0 | L _c max 51.0 | h2 max 32.0 | t/T max 4.5 | Q min 70.0/15736 | Q ₀ kN 80.0 | q kg/m 7.7 |

| | | | | |
|------------------------------|------------|------------|------------|------------|
| 东华链号 Donghua Chain No. | G | h1 | h3 | h4 |
| P100F126 | mm 32.0 | mm 30.0 | mm 30.0 | mm 45.0 |



| 东华链号 Donghua Chain No. | 节距 Pitch | 滚子直径 Roller diameter | 内节内宽 Width between inner plates | 销轴直径 Pin diameter | 销轴长度 Pin length | 链板高度 Plate depth | 链板厚度 Plate thickness | 附件尺寸 Attachment dimension | | | 抗拉强度 Tensile strength | 平均抗拉强度 Average tensile strength | 每米长重 Weight per meter |
|------------------------------|-------------|----------------------------|--|-------------------------|--------------------------------|------------------------|----------------------------|---------------------------------|------|------|-----------------------------|--|--------------------------------|
| | | | | | | | | F | G | L | | | |
| P110F5 | 110.0 | d1 max 29.0 | b1 min 30.4 | d2 max 14.5 | L _c max 72.1 | h2 max 38.1 | t/T max 6.3 | 79.05 | 64.0 | 55.0 | Q min 229.0/51484 | Q ₀ kN 250.0 | q kg/m 8.3 |
| P110F21 | 110.0 | d1 max 54.0 | b1 min 48.0 | d2 max 27.0 | L _c max 118.0 | h2 max 70.0 | t/T max 12.0 | 95.00 | 64.0 | 55.0 | 600.0/134880 | 660.0 | 32.6 |

带附板输送链 Conveyor chains with attachments



| 东华链号 Donghua Chain No. | 节距 | 滚子直径 | 内节内宽 | 销轴直径 | 销轴长度 | | 链板尺寸 | | | 抗拉强度 | 平均抗拉强度 | 每米长重 |
|------------------------------|---------|-----------------|-----------------|-----------------|----------------|-----------------|-----------------|------------------|-----------|--------------------|----------|-----------|
| | P mm | d1 max mm | b1 min mm | d2 max mm | L max mm | Lc max mm | h2 max mm | t/T max mm | d4 mm | Q min kN/lbf | Q0 kN | q kg/m |
| *P30GKF1 | 30.00 | 12.00 | 16.00 | 8.00 | 32.80 | 35.50 | 20.00 | 3.00 | 8.00 | 40.0/8992 | 44.00 | 2.10 |
| P31.75GK | 31.75 | 10.16 | 10.00 | 5.08 | 22.10 | 24.40 | 15.00 | 2.30 | 7.30 | 21.8/4901 | 23.98 | 0.92 |
| P44.45F10 | 44.45 | 11.91 | 12.70 | 5.94 | 29.20 | 31.50 | 18.00 | 3.00 | 8.10 | 40.0/8992 | 44.00 | 1.33 |
| P45F5 | 45.00 | 11.91 | 12.57 | 5.94 | 29.20 | 31.60 | 18.00 | 3.25 | 8.00 | 31.8/7149 | 34.98 | 1.37 |
| P50F22GK | 50.00 | 12.10 | 11.90 | 5.85 | 26.90 | 28.50 | 17.20 | 2.50 | 8.00 | 25.0/5620 | 27.50 | 1.10 |
| P50.8F67GK | 50.80 | 12.70 | 11.68 | 5.72 | 22.50 | 25.20 | 18.00 | 1.85 | 6.70 | 29.0/6519 | 31.90 | 0.94 |
| P60F4GKF1 | 60.00 | 16.87 | 19.81 | 7.19 | 35.00 | 38.00 | 19.30 | 2.80 | 8.3 × 8.3 | 39.1/8790 | 43.01 | 1.60 |
| P60F4GKF2 | 60.00 | 16.87 | 19.81 | 7.19 | 35.00 | 38.00 | 19.30 | 2.80 | 12.00 | 39.1/8790 | 43.01 | 1.57 |

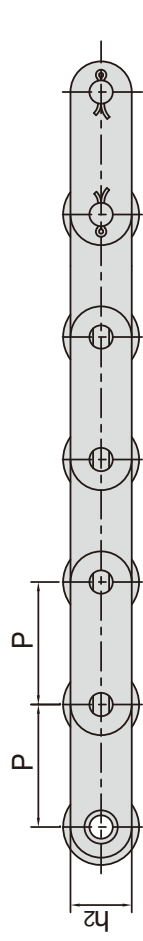
*套筒链：表中滚子直径d1为套筒直径

*Bush chain: d1 in the table indicates the external diameter of the bush.

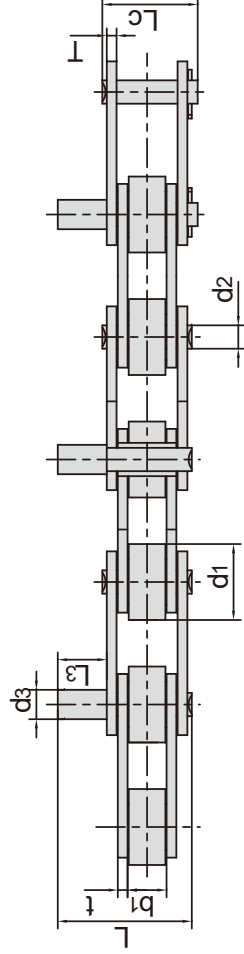
图示中d4孔在链条内外链节上的装配位置详见产品图纸

Assembly position of d4 hole see product drawing

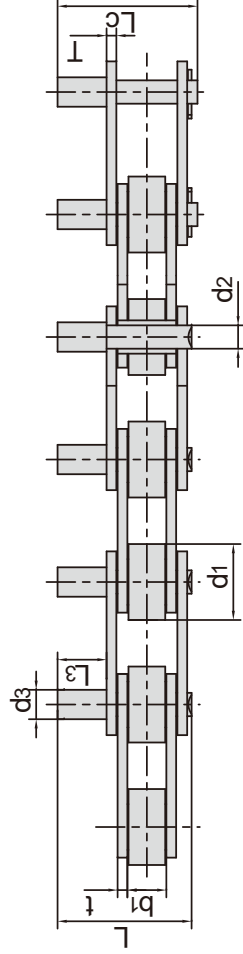
带加长销输送链 Conveyor chains with extended pins



带D1加长销
With D1 extended pin



带D3加长销
With D3 extended pin



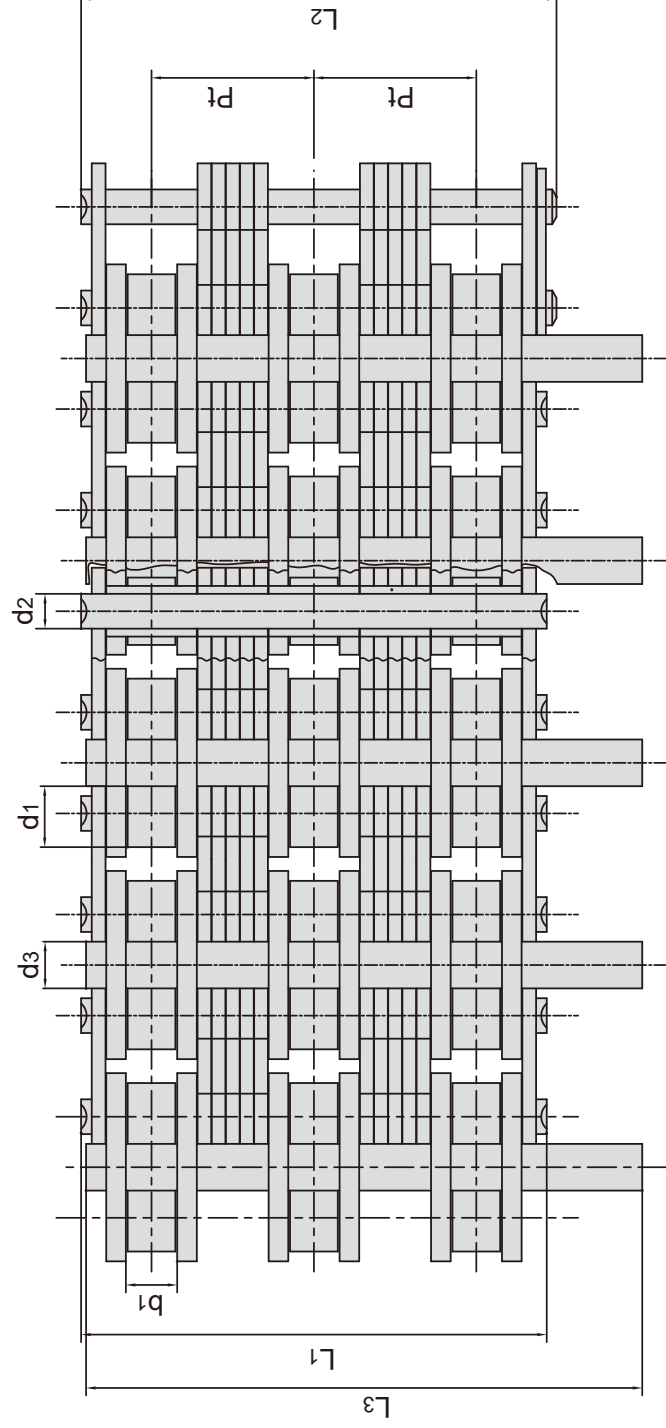
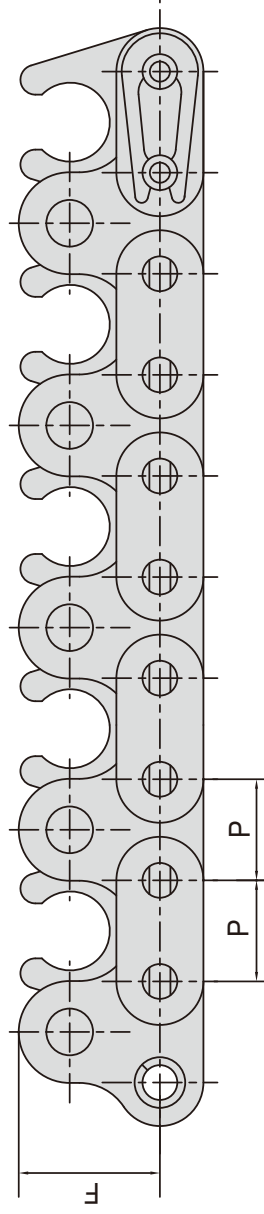
| 东华链号 Donghua Chain No. | 节距 Pitch P mm | 滚子直径 Roller diameter d1 max mm | 内节内宽 Width between inner plates b1 min mm | 销轴尺寸 Pin dimension | | | | | | 链板尺寸 Plate dimension | | | 抗拉强度 Tensile strength Q min kN/lbf | 平均抗拉强度 Average tensile strength Q0 kN | 每米长重 Weight per meter q kg/m |
|------------------------------|------------------------|---|---|--------------------------|-----------------|----------|----------------|-----------------|-----------------|----------------------------|------------|-------|---|--|---|
| | | | | d2 max mm | d3 max mm | L3 mm | L max mm | Lc max mm | h2 max mm | t/T max mm | | | | | |
| P20F6-D3 | 20.00 | 8.51 | 7.75 | 4.45 | 6.00 | 8.00 | 23.80 | - | 11.80 | 1.60 | 18.0/4046 | 19.80 | 0.68 | | |
| P30-D3F1 | 30.00 | 15.88 | 17.02 | 8.28 | 21.70 | 21.70 | 55.40 | 58.60 | 20.00 | 3.50/3.00 | 60.0/13488 | 66.00 | 2.66 | | |
| P31.75F9-D1 | 31.75 | 11.91 | 12.57 | 5.94 | 12.70 | 40.00 | 67.90 | 70.50 | 18.00 | 3.25 | 31.8/7149 | 34.98 | 2.22 | | |
| P38.1F24-D1 | 38.10 | 25.00 | 12.00 | 7.92 | 12.00 | 40.00 | 71.70 | 15.30 | 20.00 | 4.00 | 55.0/12364 | 60.50 | 3.46 | | |
| P41.3F18-D1F1 | 41.30 | 25.00 | 10.00 | 9.00 | 12.00 | 25.00 | 50.00 | 52.80 | 22.00 | 3.00 | 45.0/10116 | 49.50 | 2.56 | | |
| P47-D1F1 | 47.00 | 31.00 | 16.00 | 7.92 | 12.00 | 27.50 | 59.00 | 62.80 | 24.00 | 3.10 | 56.7/12746 | 62.37 | 3.92 | | |
| P50F3-D3F1 | 50.00 | 31.00 | 15.00 | 9.53 | 12.00 | 20.00 | 53.70 | 57.20 | 25.00 | 4.00 | 83.0/18659 | 91.30 | 4.45 | | |
| P50F3-D3F2 | 50.00 | 31.00 | 15.00 | 9.53 | 12.00 | 45.00 | 78.80 | 82.20 | 25.00 | 4.00 | 83.0/18659 | 91.30 | 4.89 | | |
| P50.8F24-D3 | 50.80 | 25.40 | 11.68 | 5.72 | 12.00 | 27.55 | 49.30 | 52.00 | 17.80 | 1.85 | 29.0/6519 | 31.90 | 1.84 | | |
| P50.8F34-D1 | 50.80 | 30.50 | 14.50 | 10.00 | 14.80 | 27.00 | 61.20 | 64.10 | 25.00 | 4.00 | 60.0/13488 | 66.00 | 4.18 | | |
| P54.75-D1 | 54.75 | 28.00 | 15.25 | 11.25 | 11.25 | 38.10 | 76.40 | 80.40 | 25.50 | 4.80 | 65.0/14612 | 71.50 | 3.89 | | |
| *P60F11-D3 | 60.00 | 12.00 | 11.50 | 5.30 | 10.00 | 45.00 | 66.90 | 69.70 | 20.00 | 2.03 | 25.0/5620 | 27.50 | 1.40 | | |
| P63F20-D3 | 63.00 | 11.91 | 12.57 | 5.94 | 5.94 | 40.00 | 66.70 | 69.50 | 20.00 | 3.00 | 31.1/6991 | 34.20 | 1.35 | | |
| P63.5F31-D3 | 63.50 | 39.68 | 21.00 | 12.00 | M10 | 24.00 | 75.30 | - | 32.00 | 6.00 | 80.0/17984 | 88.00 | 7.57 | | |

*套筒链：表中滚子直径d1为套筒直径

*Bush chain: d1 in the table indicates the external diameter of the bush.

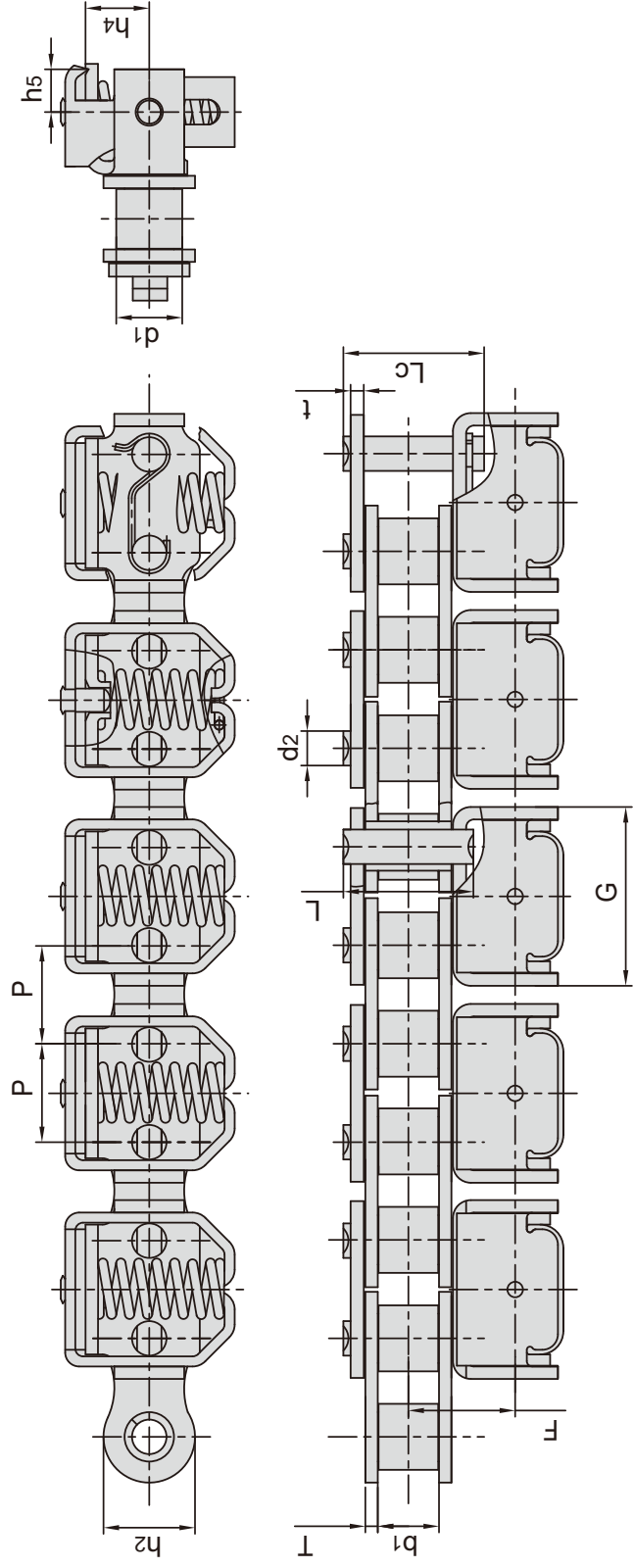
纺织机械用链条

Roller chains for textile machinery



| 节距 Pitch | 滚子直径 Roller diameter | 内节内宽 Width between inner plates | 销轴直径 Pin diameter | | | 销轴长度 Pin length | | | 附板尺寸 Attachment dimension | 排距 Transverse pitch | 抗拉强度 Tensile strength | 每米重量 Weight per meter |
|-------------|-------------------------|------------------------------------|----------------------|--------|--------|--------------------|--------|--------|------------------------------|------------------------|--------------------------|--------------------------|
| | | | d1 max | d2 max | d3 max | L1 max | L2 max | L3 max | | | | |
| P | d1 max | b1 min | d2 max | d3 max | L1 max | L2 max | L3 max | F | Pt | Q min | q | |
| 9.525 | 6.35 | 4.6 | 3.28 | 4.45 | 43.75 | 44.85 | 52.4 | 13.0 | 15.0 | 24.9/5682 | 2.77 | |

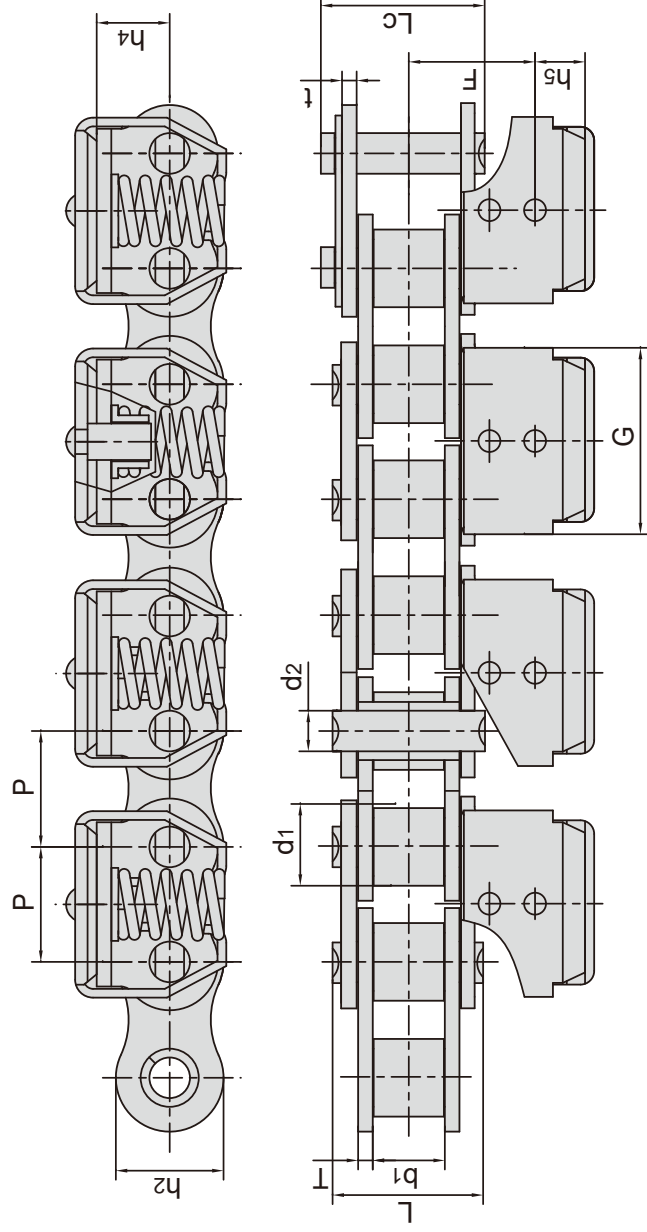
夹膜链
Grip chains



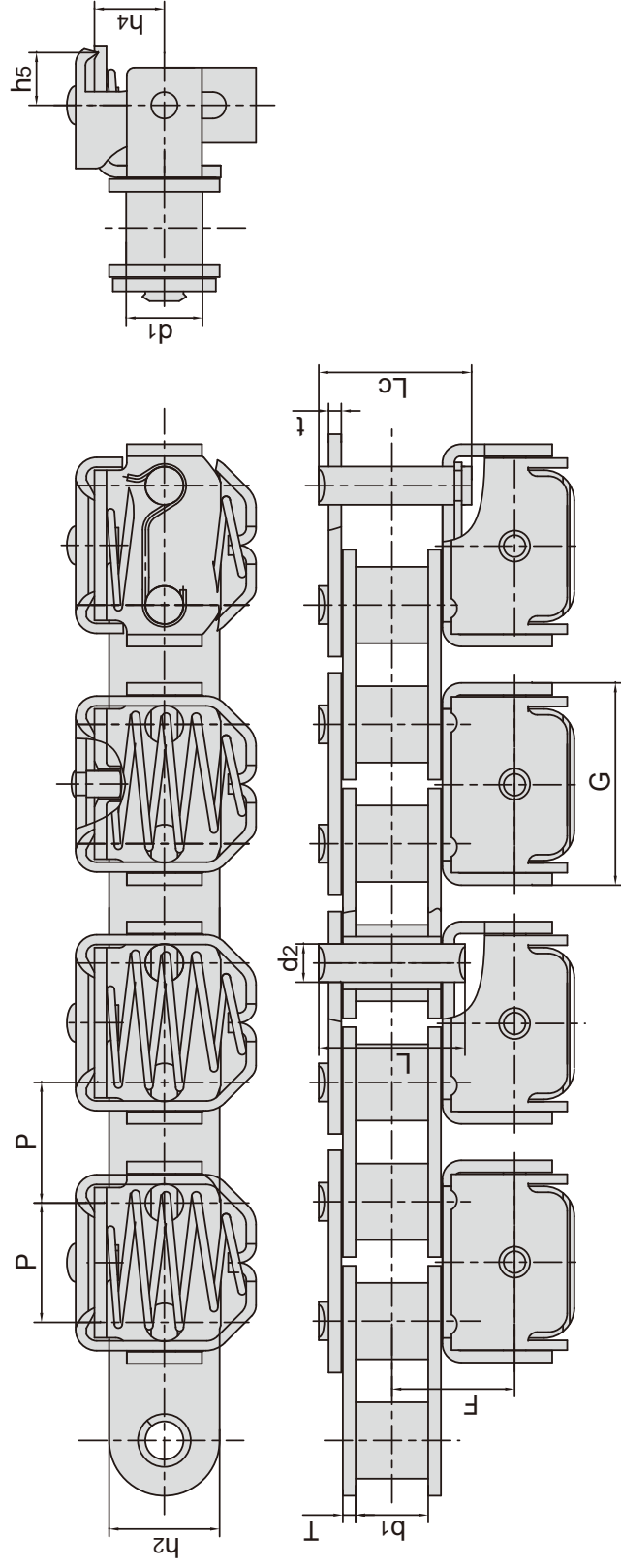
| 东华链号 Donghua Chain No. | 节距 Pitch P mm | 滚子直径 Roller diameter d1 max mm | 内节内宽 Width between inner plates b1 min mm | 销轴直径 Pin diameter d2 max mm | 销轴长度 Pin length | | 链板高度 Plate depth h2 max mm | 链板厚度 Plate thickness T/t mm | 附件尺寸 Attachment dimension | | | 抗拉强度 Tensile strength Q min kN/lbf | 平均抗拉强度 Average tensile strength Q0 kN | 每米长重 Weight per meter q kg/m |
|------------------------------|------------------------|---|---|--|-----------------------|----------------|---|---|---------------------------------|----------|----------|---|--|---|
| | | 12.7 | 8.51 | 7.75 | 4.45 | L max mm | Lc max mm | 11.8 | 1.60 | h4 mm | h5 mm | F mm | G mm | 19.80 |
| 08B-GC | 12.7 | 8.51 | 7.75 | 4.45 | 16.7 | 18.2 | 11.8 | 1.60 | 8.5 | 5.5 | 13.7 | 19.8 | 19.80 | 1.20 |



夹膜链
Grip chains

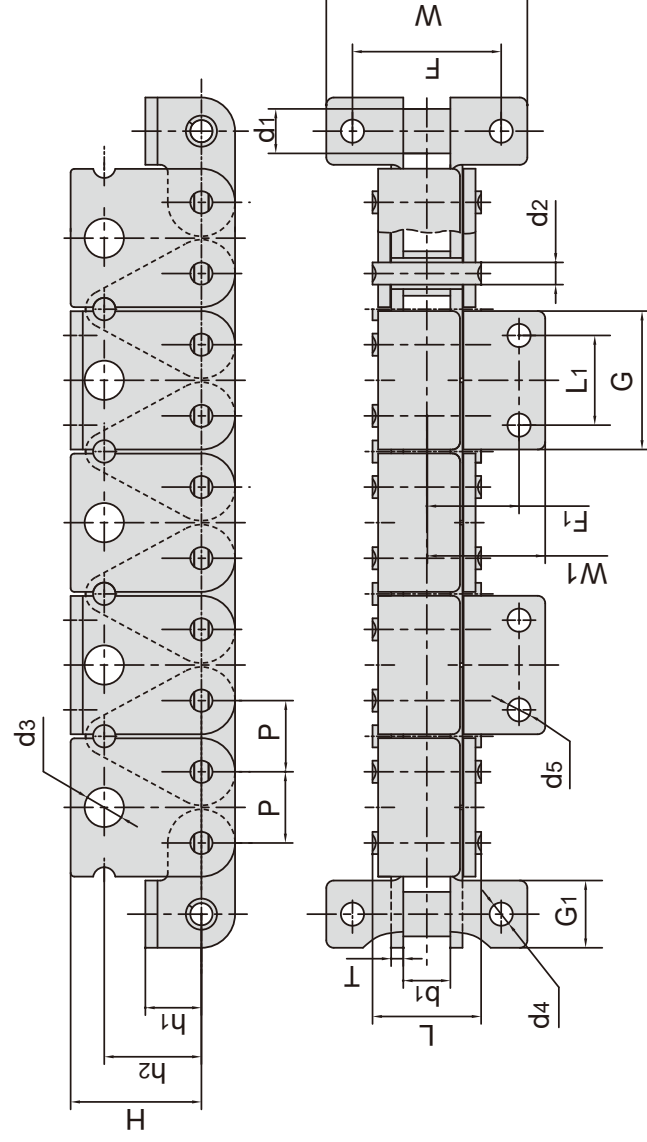


| 节距 Pitch | 滚子直径 Roller diameter | 内节内宽 Width between inner plates | 销轴直径 Pin diameter | 销轴长度 Pin length | | 链板高度 Plate depth | 链板厚度 Plate thickness | 附件尺寸 Attachment dimension | | | 抗拉强度 Tensile strength | 每米重量 Weight per meter | |
|-------------|-------------------------|------------------------------------|----------------------|--------------------|---------|---------------------|-------------------------|------------------------------|-------|-------|--------------------------|--------------------------|------|
| | | | | d_2 max | L max | | | L_c | h_4 | h_5 | | | F |
| P | d_1 max | b_1 min | d_2 max | L max | L_c | h_2 max | T/t | h_4 | h_5 | F | Q_{min} | q | |
| mm | mm | mm | mm | mm | mm | mm | mm | mm | mm | mm | kN/lbf | kg/m | |
| 12.7 | 8.51 | 7.75 | 4.45 | 16.7 | 18.2 | 11.8 | 13.8 | 8.0 | 6.5 | 13.8 | 20.4 | 12.0/2727 | 1.14 |

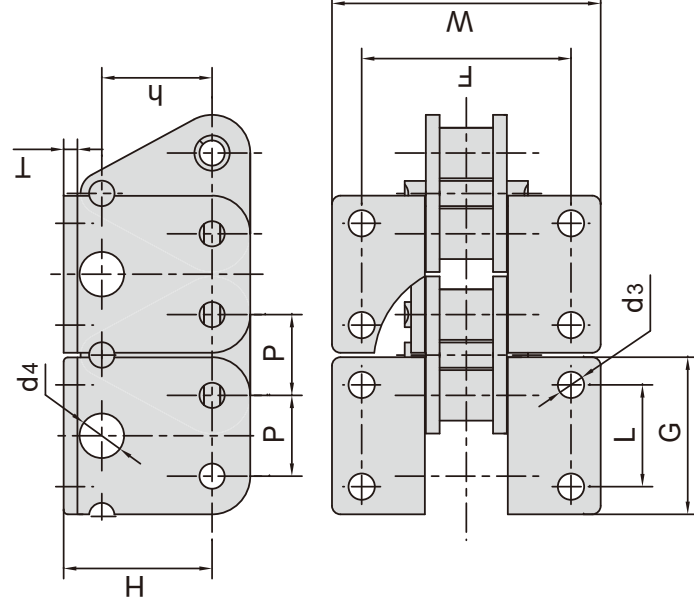


| 节距 Pitch | 滚子直径 Roller diameter | 内节内宽 Width between inner plates | 销轴直径 Pin diameter | 销轴长度 Pin length | | 链板高度 Plate depth | 链板厚度 Plate thickness | 附件尺寸 Attachment dimension | | | 抗拉强度 Tensile strength | 平均抗拉强度 Average tensile strength | 每米重量 Weight per meter | |
|-------------|-------------------------|------------------------------------|----------------------|--------------------|-----------|---------------------|-------------------------|------------------------------|-------|-------|--------------------------|------------------------------------|--------------------------|------|
| | | | | d_2 max | L max | | | L_c max | h_4 | h_5 | | | | F |
| P | d_1 max | b_1 min | d_2 max | L max | L_c max | h_2 max | T/t | h_4 | h_5 | F | Q_{min} | Q_0 | q | |
| mm | mm | mm | mm | mm | mm | mm | mm | mm | mm | mm | kN/lbf | kN | kg/m | |
| 15.875 | 10.16 | 9.65 | 5.08 | 19.3 | 20.7 | 14.7 | 1.70 | 9.0 | 7.0 | 16.4 | 16.9 | 22.40/5036 | 24.64 | 1.60 |

拖板链 Articulated bottomplate chains

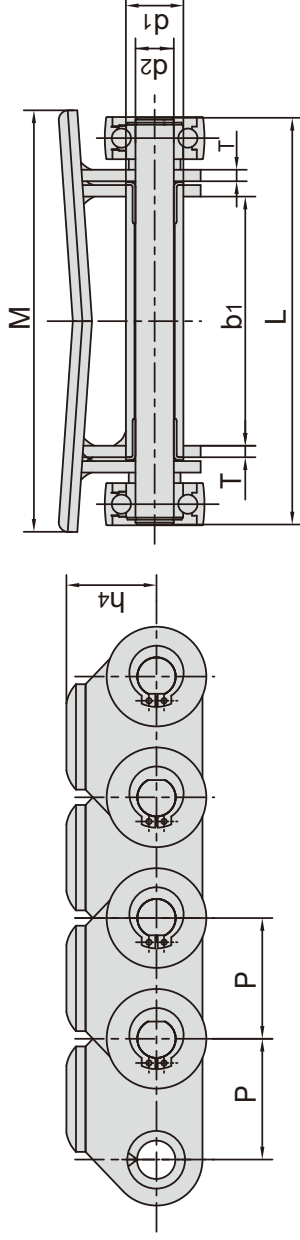


| 东华链号 Donghua Chain No. | 节距 Pitch | 滚子直径 Roller diameter | 内节内宽 Width between inner plates | 销轴直径 Pin diameter | 销轴长度 Pin length | 抗拉强度 Tensile strength | 每米重量 Weight per meter | |
|------------------------------|-------------|----------------------------|--|-------------------------|-----------------------|-----------------------------|--------------------------------|----------|
| | P mm | d1 max mm | b1 min mm | d2 max mm | L max mm | Q min KN/lbf | q kg/m | |
| 12AH-TB35 | 19.05 | 11.91 | 12.57 | 5.94 | 29.2 | 31.8/7227 | 4.35 | |
| 东华链号 Donghua Chain No. | H mm | d3 mm | W mm | F mm | T mm | W1 mm | G mm | d5 mm |
| | h2 mm | h1 mm | G1 mm | d4 mm | F1 mm | L1 mm | 37.0 | 6.2 |
| 12AH-TB35 | 35.0 | 10.5 | 54.0 | 40.0 | 24.8 | 31.8 | 24.0 | 6.2 |

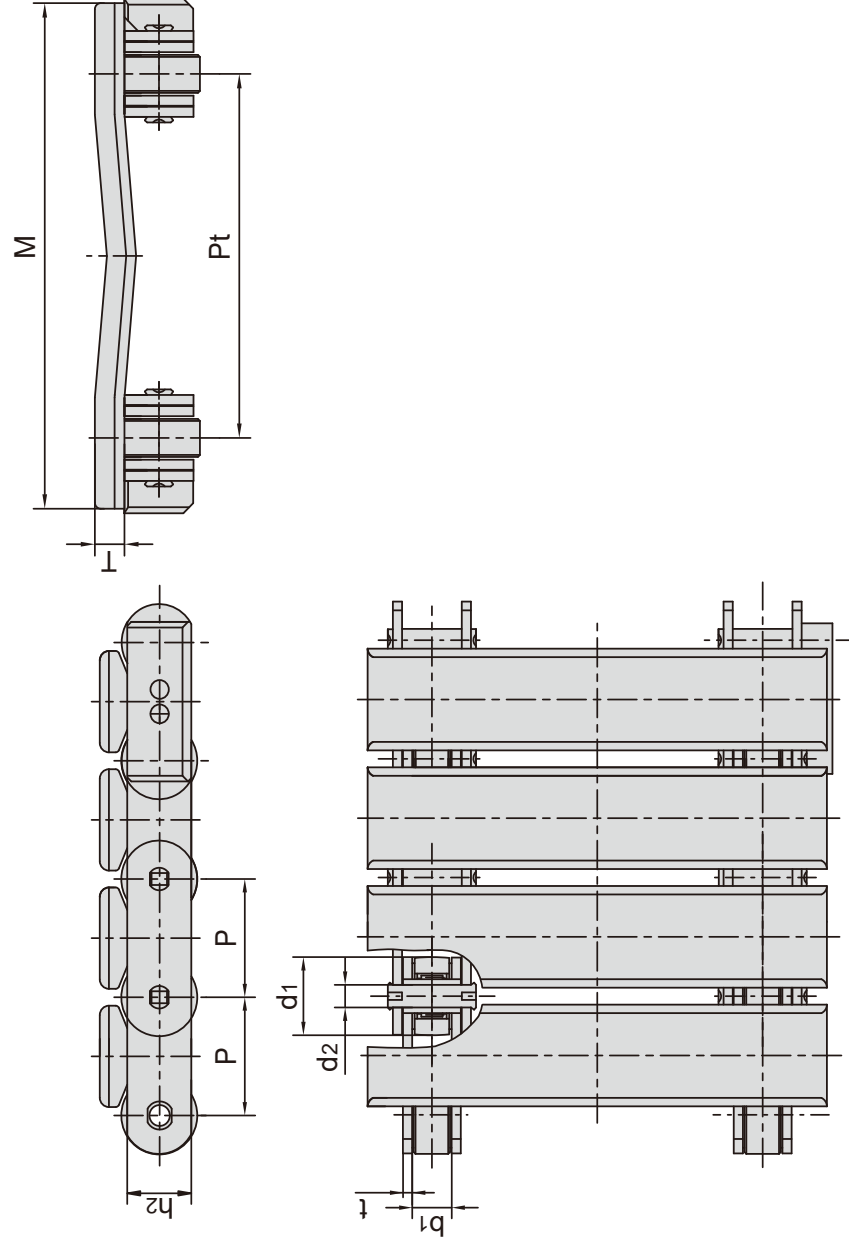


| 东华链号 Donghua Chain No. | P mm | L mm | G mm | F mm | W mm | H mm | h mm | d3 mm | d4 mm | T mm |
|------------------------------|-------------|---------|---------|---------|---------|---------|---------|----------|----------|---------|
| | 12AH-TB35F1 | 19.05 | 24.00 | 37.00 | 49.60 | 63.60 | 35.00 | 23.50 | 6.20 | - |

纸卷用输送链 Conveyor chains for paper mill



| 东华链号 Donghua Chain No. | 节距 Pitch P mm | 套筒直径 Bush diameter d1 max mm | 内节内宽 Width between inner plates b1 min mm | 销轴直径 Pin diameter d2 max mm | 销轴长度 Pin length L max mm | 链板厚度 Plate thickness T max mm | 附板尺寸 Attachment dimension | | 抗拉强度 Tensile strength Q min kN/lbf | 平均抗拉强度 Average tensile strength Q0 min kN |
|------------------------------|------------------------|---|---|--|---|--|---------------------------------|----------|---|---|
| | | | | | | | M mm | h4 mm | | |
| 63PF2 | 63.0 | 30.0 | 130.0 | 20.0 | 213 | 6.0 | 220.0 | 50.0 | 160.0/35968 | 176.0 |
| 63PF4 | 63.0 | 30.0 | 160.0 | 20.0 | 243 | 6.0 | 250.0 | 50.0 | 160.0/35968 | 176.0 |
| 63PF5 | 63.0 | 30.0 | 110.0 | 20.0 | 193 | 6.0 | 200.0 | 50.0 | 160.0/35968 | 176.0 |
| 63PF11 | 63.0 | 30.0 | 230.0 | 20.0 | 313 | 6.0 | 320.0 | 50.0 | 160.0/35968 | 176.0 |

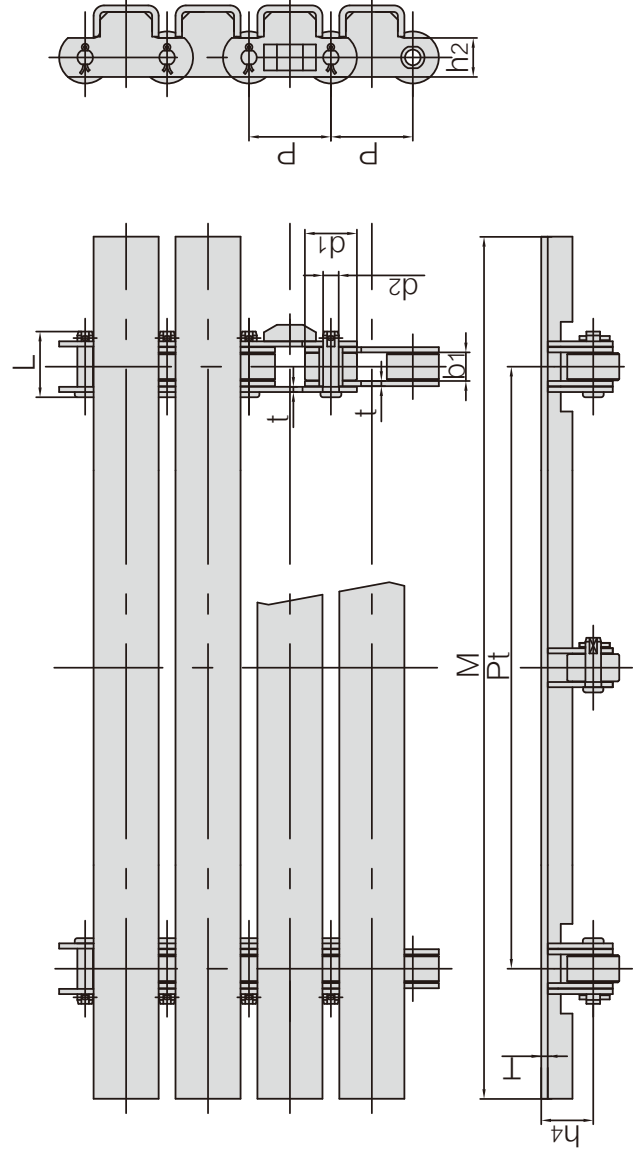


| 东华链号 Donghua Chain No. | 节距 Pitch P mm | 内节内宽 Width between inner plates b1 min mm | 销轴直径 Pin diameter d2 max mm | 滚子直径 Roller diameter d1 max mm | 链板高度 Plate depth h2 max mm | 链板厚度 Plate thickness t max mm | 附板尺寸 Attachment dimension | | | 抗拉强度 Tensile strength Q min kN/lbf |
|------------------------------|------------------------|---|--|---|---|--|---------------------------------|---------|---------|---|
| | | | | | | | Pt mm | T mm | M mm | |
| P63F16 | 63.0 | 21.5 | 12.0 | 42.0 | 35.0 | 5.0 | 180.0 | 15.0 | 250.0 | 120.0/26994 |
| P63F25 | 63.0 | 24.0 | 14.0 | 42.0 | 35.0 | 5.0 | 180.0 | 15.0 | 250.0 | 100.0/22495 |
| *P63.5F23 | 63.5 | 19.0 | 11.5 | 40.0 | 35.0 | 5.0 | 236.0 | 15.0 | 300.0 | 100.0/22495 |

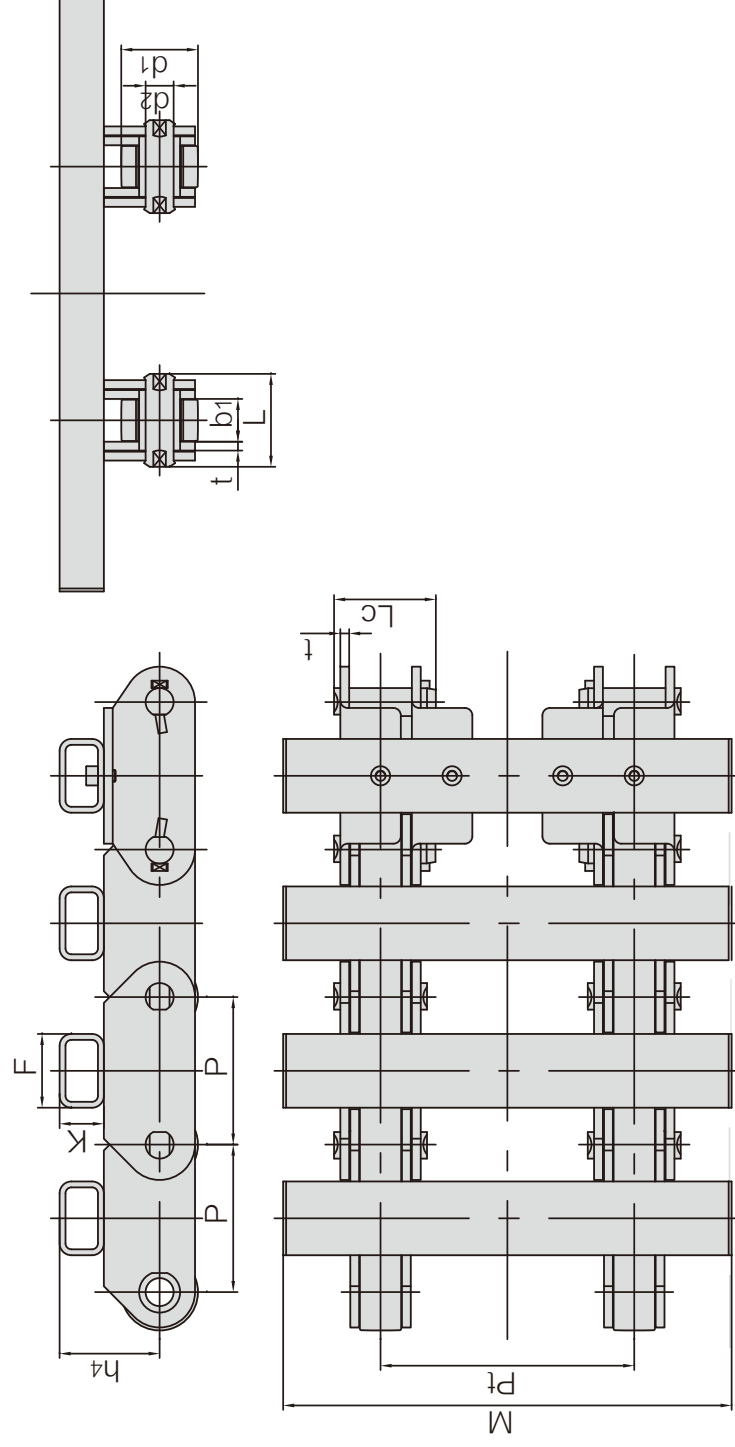
*表示滚轮不带轴承
* Means no bearing inside roller

纸卷用输送链

Conveyor chains for paper mill



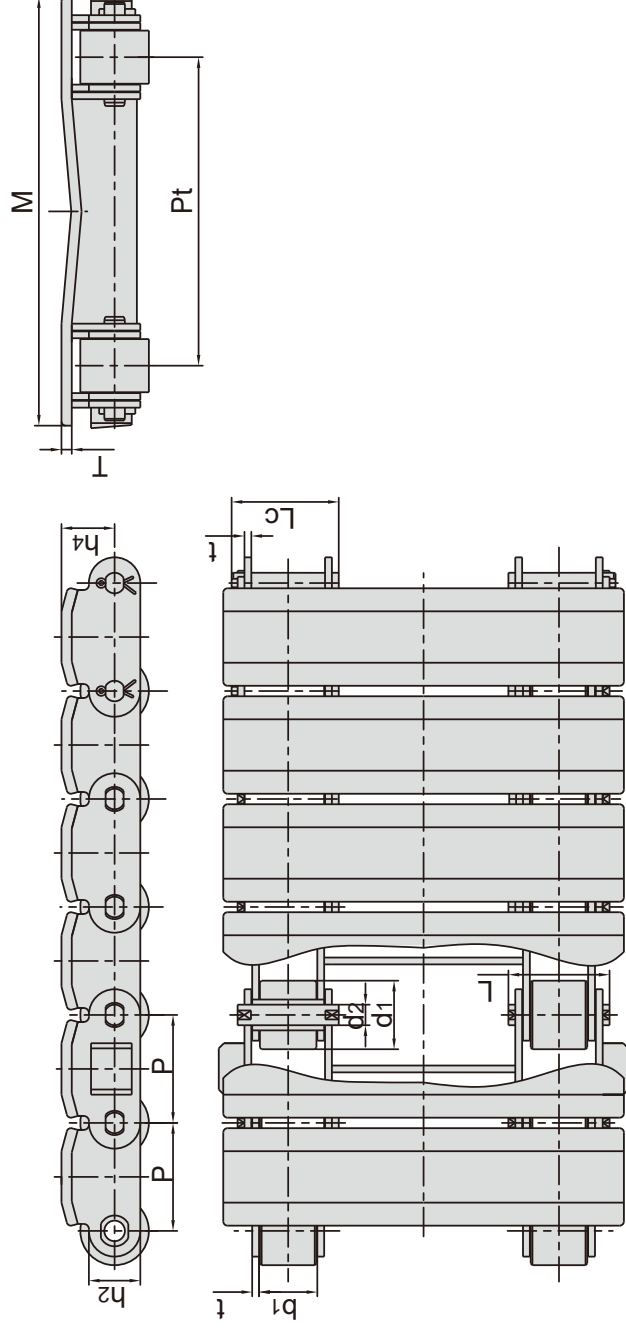
| 东华链号 Donghua Chain No. | 节距 Pitch | 滚子直径 Roller diameter | 内节内宽 Width between inner plates | 销轴直径 Pin diameter | 销轴长度 Pin length | 链板高度 Plate depth | 链板厚度 Plate thickness | 附板尺寸 Attachment dimension | | | | 抗拉强度 Tensile strength |
|------------------------------|-------------|----------------------------|--|-------------------------|-----------------------|------------------------|----------------------------|---------------------------------|-----------|-----------|-----------|-----------------------------|
| | | | | | | | | P | d1 max | b1 min | d2 max | |
| P63F40 | 63.0 | 40.0 | 22.0 | 12.0 | 51.0 | 30.0 | 4.0 | 600 | 800 | 40 | 5 | 63.0/14162 |



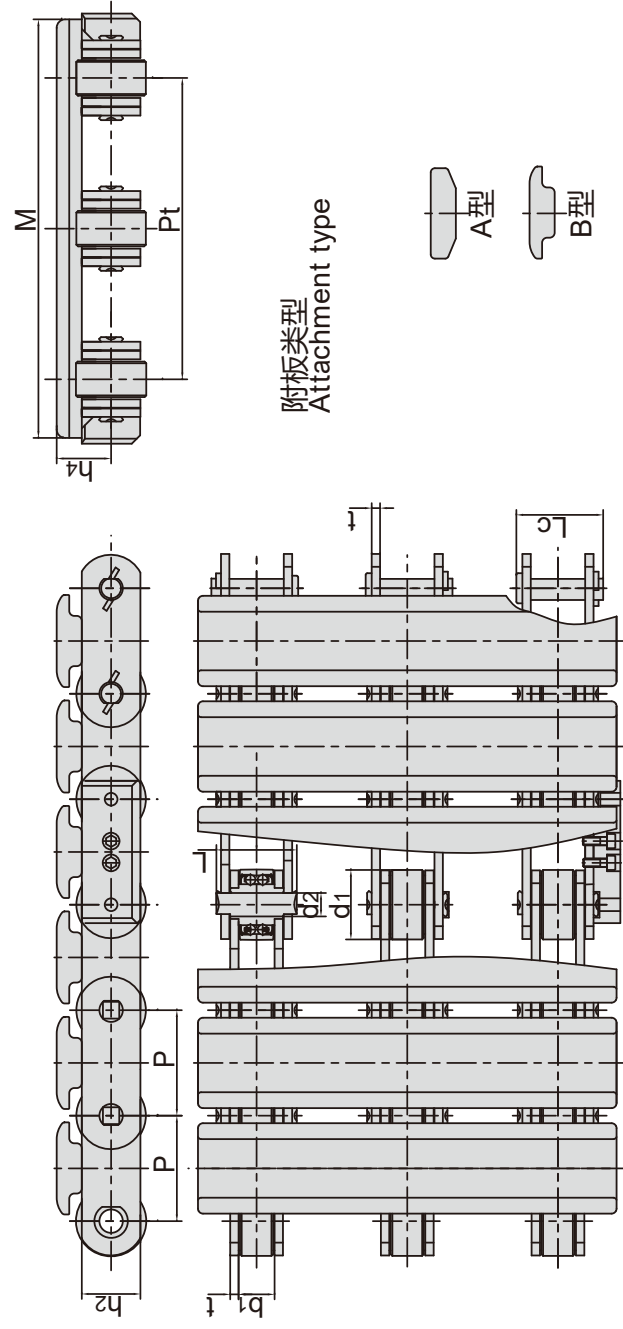
| 东华链号 Donghua Chain No. | 节距 Pitch | 滚子直径 Roller diameter | 内节内宽 Width between inner plates | 销轴直径 Pin diameter | 销轴长度 Pin length | 链板厚度 Plate thickness | 附板尺寸 Attachment dimension | | | | | | 抗拉强度 Tensile strength |
|------------------------------|-------------|----------------------------|--|-------------------------|-----------------------|----------------------------|---------------------------------|-----------|-----------|-----------|----------|-------------|-----------------------------|
| | | | | | | | P | d1 max | b1 min | d2 max | L max | Lc max | |
| P100F361 | 100 | 52.0 | 29.0 | 19.0 | 63.0 | 69.0 | 6.0 | 50 | 572 | 804 | 68 | 200.0/44960 | |

纸卷用输送链

Conveyor chains for paper mill



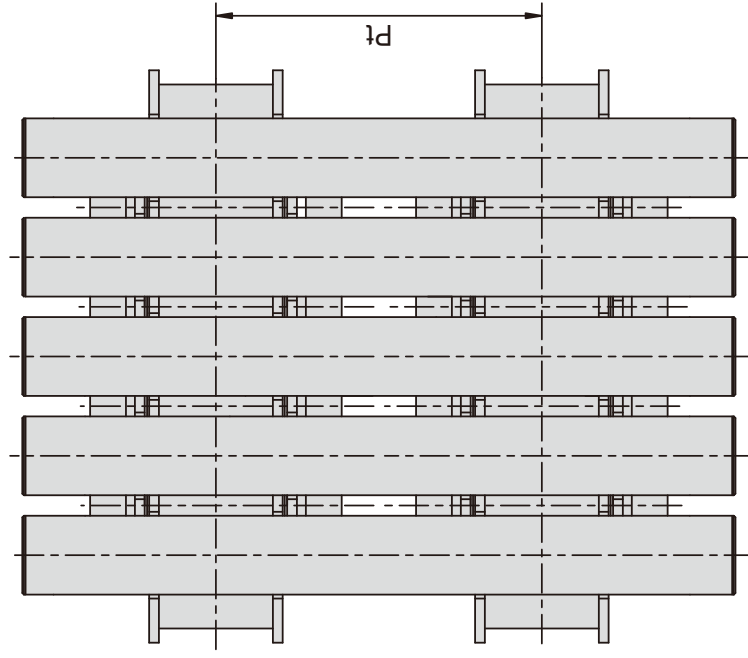
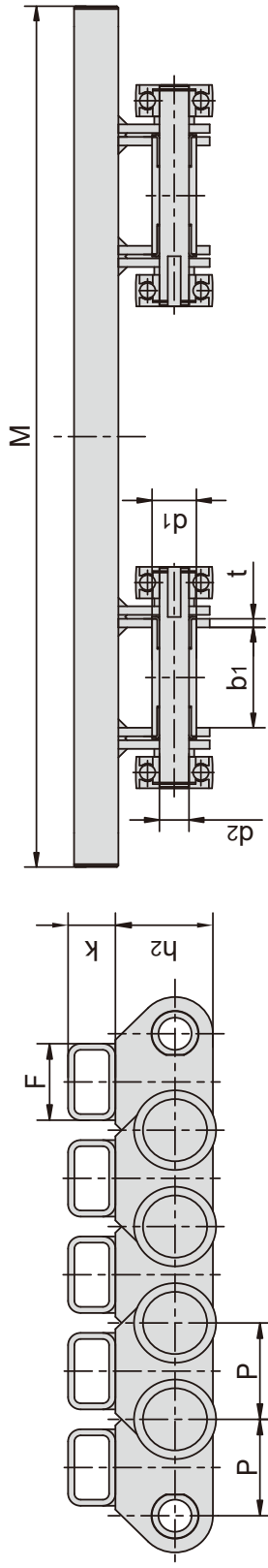
| 东华链号 Donghua Chain No. | 节距 Pitch P mm | 滚子直径 Roller diameter d1 max mm | 内节内宽 Width between inner plates b1 min mm | 销轴直径 Pin diameter d2 max mm | 销轴长度 Pin length | | 链板高度 Plate depth h2 max mm | 链板厚度 Plate thickness t max mm | 附板尺寸 Attachment dimension | | | 抗拉强度 Tensile strength Q min kN/lbf | |
|------------------------------|------------------------|---|---|--|-----------------------|-----------------|---|--|---------------------------------|---------|----------|---|------------|
| | | | | | L max mm | Lc max mm | | | Pt mm | M mm | h4 mm | | T mm |
| FV63F18-P-63 | 63.0 | 40.0 | 22.0 | 12.0 | 45.6 | 50.0 | 30.0 | 4.0 | 180 | 240 | 31 | 6 | 86.7/19490 |



| 东华链号 Donghua Chain No. | 节距 Pitch P mm | 滚子直径 Roller diameter d1 max mm | 内节内宽 Width between inner plates b1 mm | 销轴直径 Pin diameter d2 max mm | 销轴长度 Pin length | | 链板高度 Plate depth h2 max mm | 链板厚度 Plate thickness t max mm | 附板尺寸 Attachment dimension | | | 抗拉强度 Tensile strength Q min kN/lbf | 附板类型 Attachment type |
|------------------------------|------------------------|---|--|--|-----------------------|-----------------|---|--|---------------------------------|---------|----------|---|----------------------------|
| | | | | | L max mm | Lc max mm | | | Pt mm | M mm | h4 mm | | |
| P63F33 | 63 | 42.0 | 24.0 | 14.0 | 51.0 | 56.0 | 35.0 | 5.0 | 1130 | 1200 | 32.5 | 100.0/22480 | A |
| P63F45 | 63 | 42.0 | 24.0 | 14.0 | 51.0 | 56.0 | 35.0 | 5.0 | 1130 | 1200 | 32.5 | 100.0/22480 | B |

纸卷用输送链

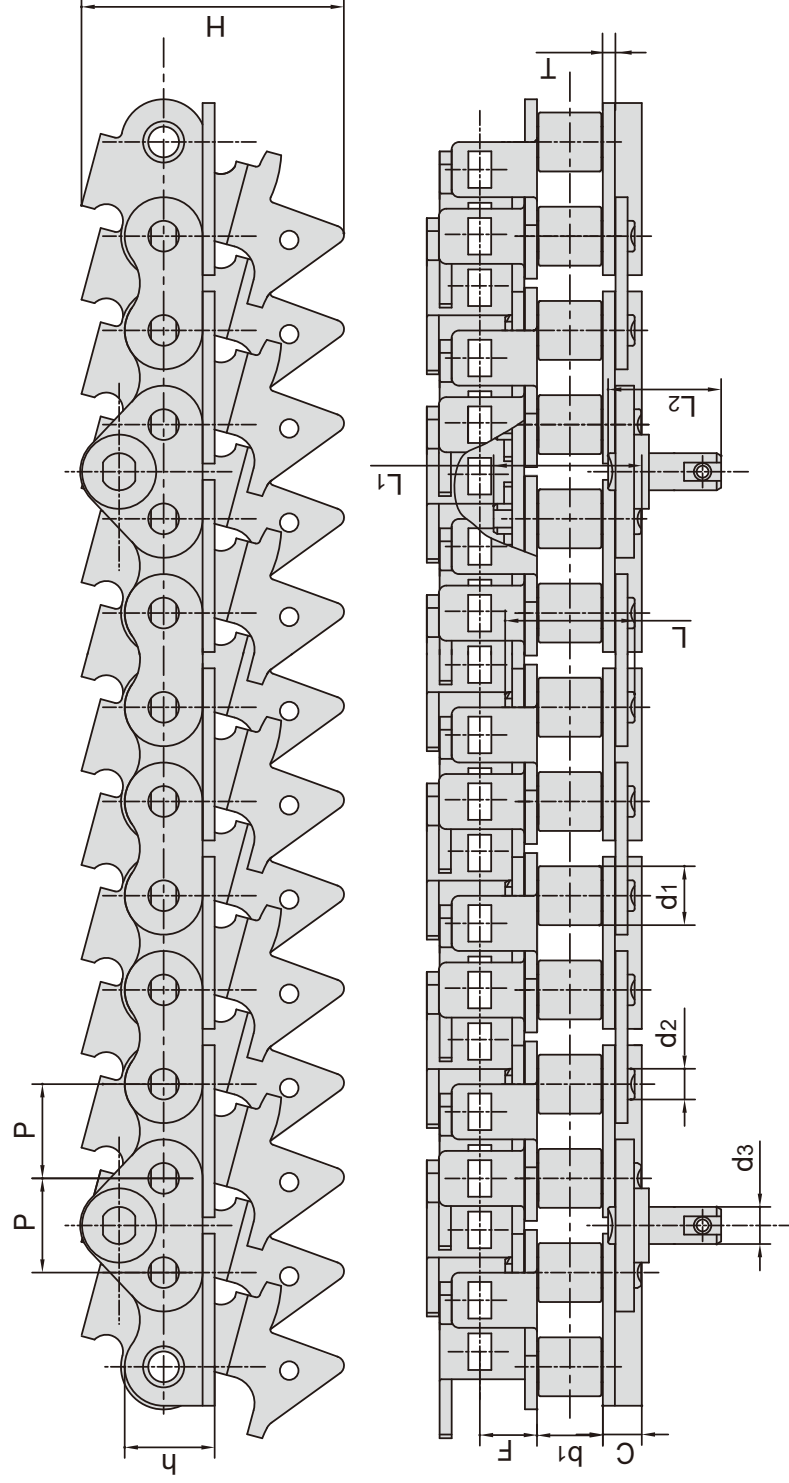
Conveyor chains for paper mill




| | | | | | | | | | | | |
|------------------------------|-------------|--|-------------------------|--------------------------|------------------------|----------------------------|---------------------------------|-----------|-----------|-----------|-----------------------------|
| 东华链号 Donghua Chain No. | 节距 Pitch | 内节内宽 Width between inner plates | 销轴直径 Pin diameter | 套筒直径 Bush diameter | 链板高度 Plate depth | 链板厚度 Plate thickness | 附板尺寸 Attachment dimension | | | | 抗拉强度 Tensile strength |
| | | | | | | | P | b1 min | d2 max | d1 max | |
| P63F23 | 63.0 | 70.0 | 20.0 | 30.0 | 61.8 | 6.0 | 50.0 | 30.0 | 688.0 | 1200.0 | 160.0/35993 |

印铁烘房链条

Conveyor chains for metal decorating system

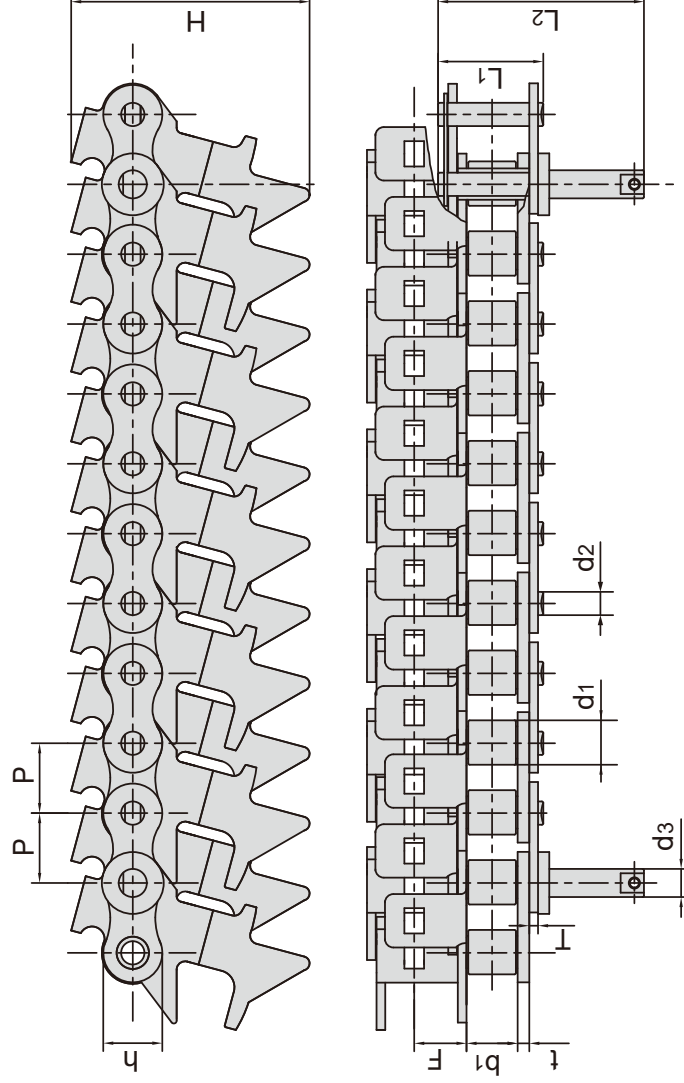


| 东华链号 Donghua Chain No. | 节距 Pitch P mm | 滚子直径 Roller diameter d1 max mm | 内节内宽 Width between inner plates b1 min mm | 销轴直径 Pin diameter d2 max mm | | 销轴长度 Pin length L max mm | | 销轴长度 Pin length L1 max mm | | 销轴长度 Pin length L2 max mm | | 链板尺寸 Plates dimension h mm | | | 装配尺寸 Assembly dimension F mm | | | 抗拉强度 Tensile strength Q min kN/lbf |
|------------------------------|------------------------|---|---|--|----------------|---|-----------------|--|---------|--|---------|--|------|-------|--|--|--|---|
| | | | | d3 max mm | L max mm | L1 max mm | L2 max mm | T mm | H mm | H mm | C mm | Q min kN/lbf | | | | | | |
| 16AF90 | 25.4 | 15.88 | 15.75 | 7.92 | 32.7 | 38.4 | 43.1 | 38.4 | 43.1 | 43.1 | 28.3 | 70.0 | 14.5 | 10.00 | 55.6/12499 | | | |
| HX16AF42 | 25.4 | 15.88 | 19.00 | 7.92 | 35.6 | 41.0 | 43.4 | 41.0 | 43.4 | 43.4 | 24.3 | 70.6 | 14.5 | 10.15 | 54.0/12139 | | | |
| 16BF10 | 25.4 | 15.88 | 19.00 | 8.28 | 36.1 | 41.0 | 43.1 | 41.0 | 43.1 | 43.1 | 25.0 | 70.5 | 15.5 | 10.15 | 40.0/9090 | | | |
| 16BF27 | 25.4 | 15.88 | 19.00 | 8.28 | 36.1 | 41.0 | 43.1 | 41.0 | 43.1 | 43.1 | 25.0 | 85.0 | 17.0 | 10.15 | 40.0/9090 | | | |
| 16BF57 | 25.4 | 15.88 | 19.00 | 7.92 | 36.5 | 41.4 | 43.1 | 41.4 | 43.1 | 43.1 | 28.3 | 70.0 | 14.5 | 10.00 | 54.0/12139 | | | |
| HX16BF2 | 25.4 | 15.88 | 19.00 | 7.92 | 35.6 | 41.0 | 47.5 | 41.0 | 47.5 | 47.5 | 24.3 | 70.6 | 14.5 | 10.15 | 54.0/12139 | | | |
| HX16BF8 | 25.4 | 15.88 | 19.00 | 8.28 | 36.1 | 41.0 | 43.4 | 41.0 | 43.4 | 43.4 | 25.0 | 70.5 | 15.5 | 10.15 | 54.0/12139 | | | |
| HX16BF27 | 25.4 | 15.88 | 19.00 | 8.28 | 36.1 | 41.0 | 43.1 | 41.0 | 43.1 | 43.1 | 25.0 | 70.5 | 18.5 | 10.15 | 56.0/12589 | | | |

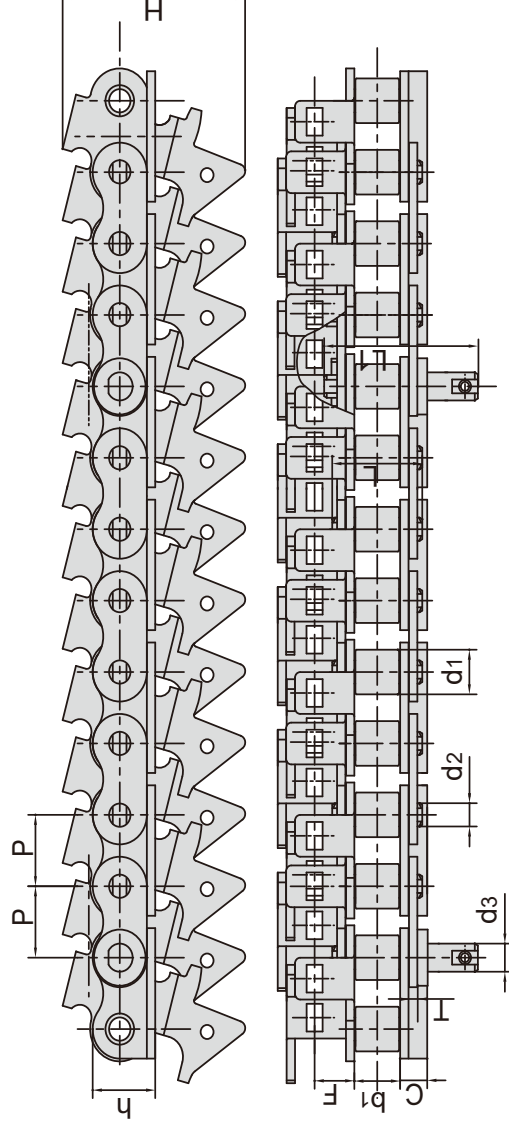


印铁烘房线链条

Conveyor chains for metal decorating system



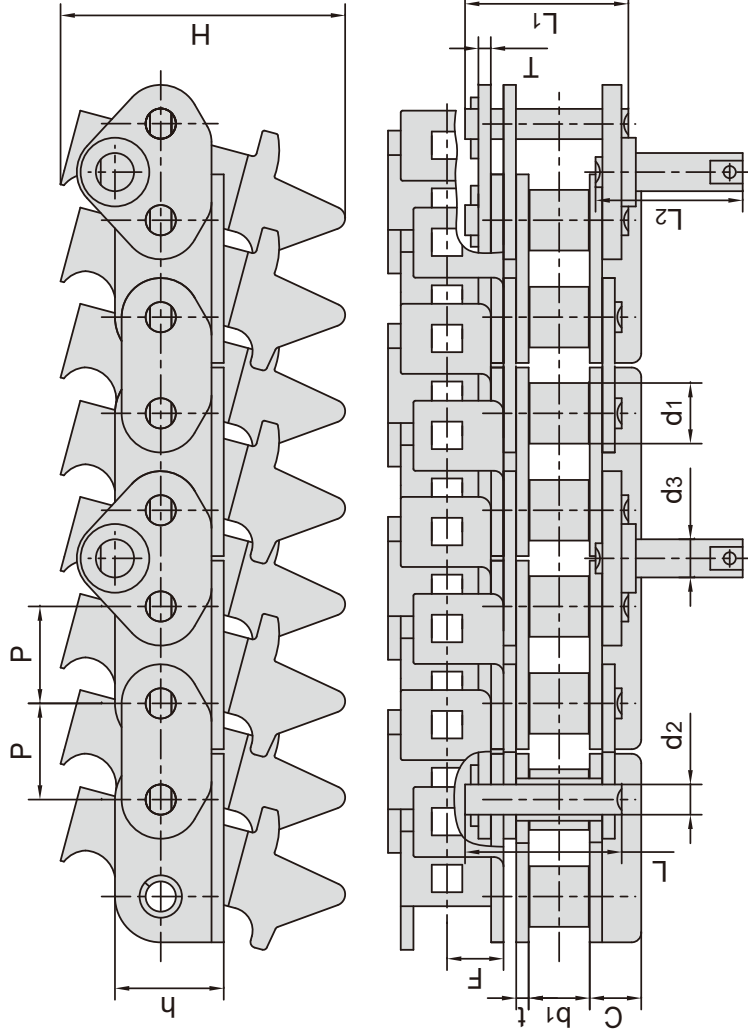
| 东华链号 Donghua Chain No. | 节距 Pitch | 滚子直径 Roller diameter | 内节内宽 Width between inner plates | 销轴直径 Pin diameter | | 销轴长度 Pin length | | 链板尺寸 Plate dimension | | | 装配尺寸 Assembly dimension | | 抗拉强度 Tensile strength | |
|------------------------------|-------------|----------------------------|--|-------------------------|-----------|-----------------------|------|----------------------------|-----------|------|-------------------------------|------|-----------------------------|------------|
| | | | | d1 max | d2 max | d3 max | L | L1 max | L2 max | h | T | t | | H |
| 16AF86 | 25.4 | 15.88 | 15.75 | 7.92 | 8.28 | 10.0 | 36.5 | 76.7 | 24.0 | 3.25 | 3.25 | 70.0 | 14.6 | 55.6/12499 |
| 16BF12 | 25.4 | 15.88 | 18.00 | 8.28 | 10.0 | 10.0 | 37.4 | 73.2 | 21.0 | 3.10 | 4.15 | 85.0 | 18.5 | 40.0/8992 |



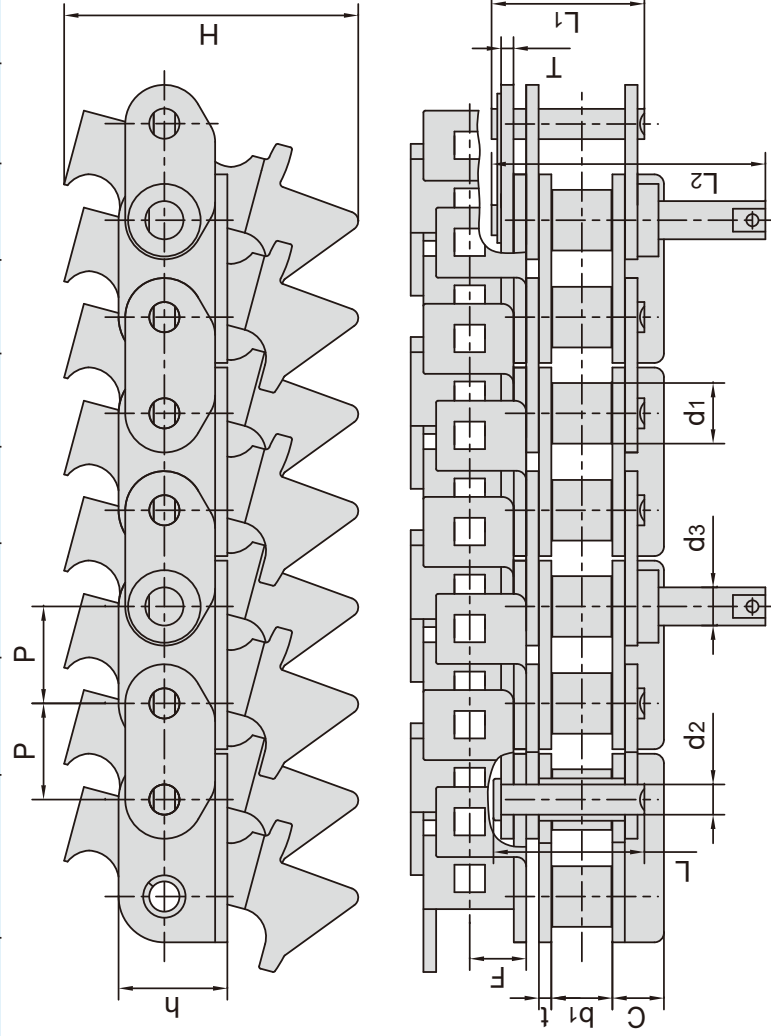
| 东华链号 Donghua Chain No. | 节距 Pitch | 滚子直径 Roller diameter | 内节内宽 Width between inner plates | 销轴直径 Pin diameter | | 销轴长度 Pin length | | 链板尺寸 Plate dimension | | | 装配尺寸 Assembly dimension | | 抗拉强度 Tensile strength | |
|------------------------------|-------------|----------------------------|--|-------------------------|-----------|-----------------------|------|----------------------------|-----------|------|-------------------------------|------|-----------------------------|------------|
| | | | | d1 max | d2 max | d3 max | L | L1 max | L2 max | h | T | t | | H |
| 16AF27 | 25.4 | 15.88 | 15.75 | 7.92 | 8.28 | 10.0 | 75.2 | 32.7 | 28.3 | 3.25 | 3.25 | 71.0 | 14.6 | 40.0/8992 |
| HX16AF32 | 25.4 | 15.88 | 15.75 | 7.92 | 7.92 | 10.0 | 81.1 | 40.9 | 28.3 | 3.25 | 3.25 | 69.5 | 29.7 | 55.6/12499 |
| HX16AF4 | 25.4 | 15.88 | 17.00 | 7.92 | 7.92 | 10.0 | 79.1 | 40.9 | 27.5 | 4.00 | 4.00 | 67.8 | 17.5 | 55.6/12499 |
| HX16AF29 | 25.4 | 15.88 | 15.75 | 7.92 | 7.92 | 10.0 | 76.7 | 32.7 | 28.3 | 3.25 | 3.25 | 70.6 | 14.6 | 55.6/12499 |
| HX16BF10 | 25.4 | 15.88 | 19.00 | 8.28 | 10.0 | 10.0 | 79.5 | 36.1 | 25.0 | 3.10 | 3.10 | 70.6 | 15.5 | 40.0/8992 |

印铁烘房线链条

Conveyor chains for metal decorating system



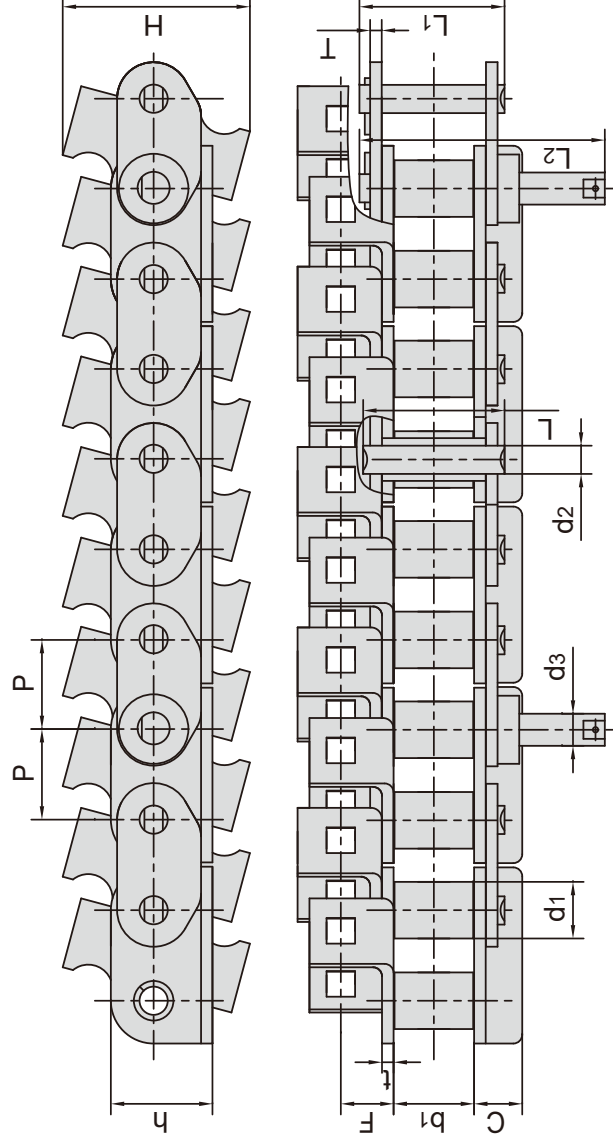
| 东华链号 Donghua Chain No. | 节距 Pitch | 滚子直径 Roller diameter | 内节内宽 Width between inner plates | 销轴直径 Pin diameter | | 销轴长度 Pin length | | | 链板尺寸 Plate dimension | | 装配尺寸 Assembly dimension | | | 抗拉强度 Tensile strength |
|------------------------------|-------------|----------------------------|--|-------------------------|-----------|-----------------------|-----------|-----------|----------------------------|------|-------------------------------|------|------|-----------------------------|
| | | | | d1 max | d3 max | L max | L1 max | L2 max | h | t/T | H | F | C | |
| HX16AF10 | 25.4 | 15.88 | 15.75 | 7.92 | 10.0 | 43.4 | 44.9 | 43.1 | 28.3 | 3.25 | 70.3 | 14.6 | 10.0 | 55.6/12499 |



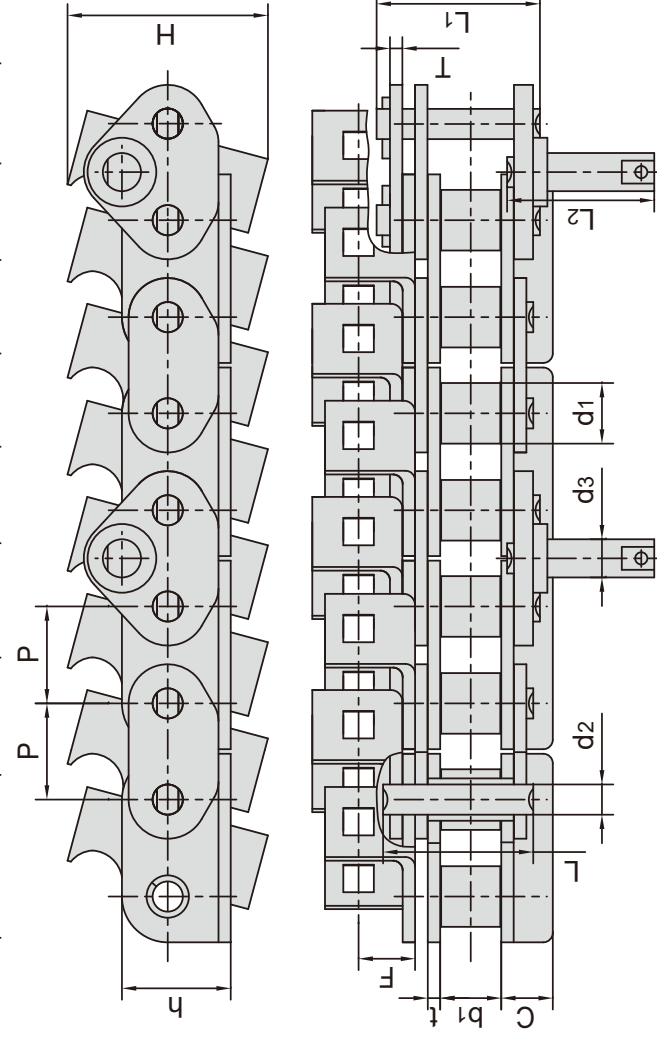
| 东华链号 Donghua Chain No. | 节距 Pitch | 滚子直径 Roller diameter | 内节内宽 Width between inner plates | 销轴直径 Pin diameter | | 销轴长度 Pin length | | | 链板尺寸 Plate dimension | | 装配尺寸 Assembly dimension | | | 抗拉强度 Tensile strength |
|------------------------------|-------------|----------------------------|--|-------------------------|-----------|-----------------------|-----------|-----------|----------------------------|----------|-------------------------------|------|------|-----------------------------|
| | | | | d1 max | d3 max | L max | L1 max | L2 max | h | t/T | H | F | C | |
| HX16AF27 | 25.4 | 15.88 | 15.75 | 7.92 | 10.0 | 41.9 | 41.8 | 82.1 | 28.3 | 3.25 | 70.6 | 15.6 | 10.0 | 55.6/12499 |
| HX16AF60 | 25.4 | 15.88 | 15.75 | 7.92 | 10.0 | 41.5 | 40.9 | 81.1 | 28.3 | 3.25/3.0 | 70.5 | 15.4 | 10.0 | 55.6/12499 |

印铁烘房链条

Conveyor chains for metal decorating system



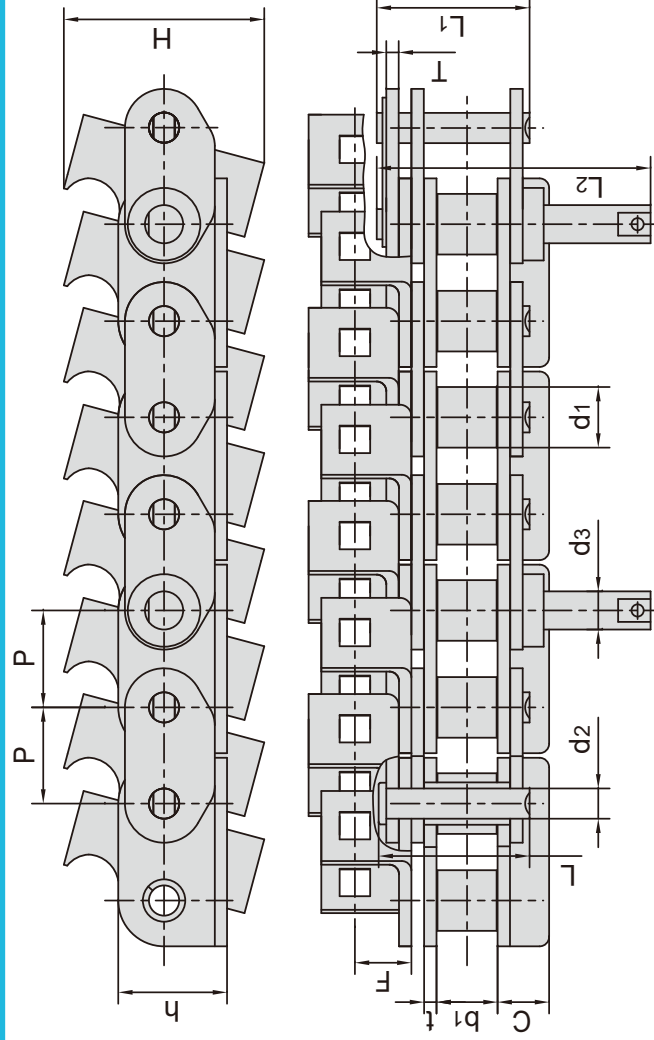
| 东华链号 Donghua Chain No. | 节距 Pitch P mm | 滚子直径 Roller diameter d1 max mm | 内节内宽 Width between inner plates b1 min mm | 销轴直径 Pin diameter d2 max mm | | 销轴长度 Pin length L max mm | 链板尺寸 Plate dimension h mm | | 装配尺寸 Assembly dimension | | | 抗拉强度 Tensile strength Q min kN/lbf |
|------------------------------|------------------------|---|---|--|----------------|---|---------------------------------------|-----------------|-------------------------------|---------|---------|---|
| | | | | d3 max mm | L max mm | | L1 max mm | L2 max mm | t/T mm | H mm | F mm | |
| 16AF7 | 25.4 | 15.88 | 15.75 | 7.92 | 7.92 | - | 28.3 | 3.25 | 59.1 | 13.5 | 13.0 | 40.0/8992 |
| 16AF73 | 25.4 | 15.88 | 15.75 | 7.92 | 7.92 | 32.7 | 28.3 | 3.25 | 52.7 | 16.0 | 10.0 | 55.6/12499 |
| HX16AF30 | 25.4 | 15.88 | 25.00 | 7.92 | 7.92 | 45.2 | 28.4 | 4.00 | 52.8 | 16.0 | 12.0 | 56.7/12746 |
| HX16AF38 | 25.4 | 15.88 | 15.75 | 7.92 | 7.92 | 32.7 | 28.3 | 3.25 | 52.7 | 16.0 | 10.0 | 55.6/12499 |
| HX16AF43 | 25.4 | 15.88 | 19.00 | 7.92 | 7.92 | 39.4 | 25.3 | 4.00 | 53.5 | 16.4 | 11.5 | 54.0/12139 |
| HX16AF54 | 25.4 | 15.88 | 15.75 | 7.92 | 7.92 | - | 28.3 | 3.25 | 62.3 | 19.0 | 10.0 | 55.6/12499 |



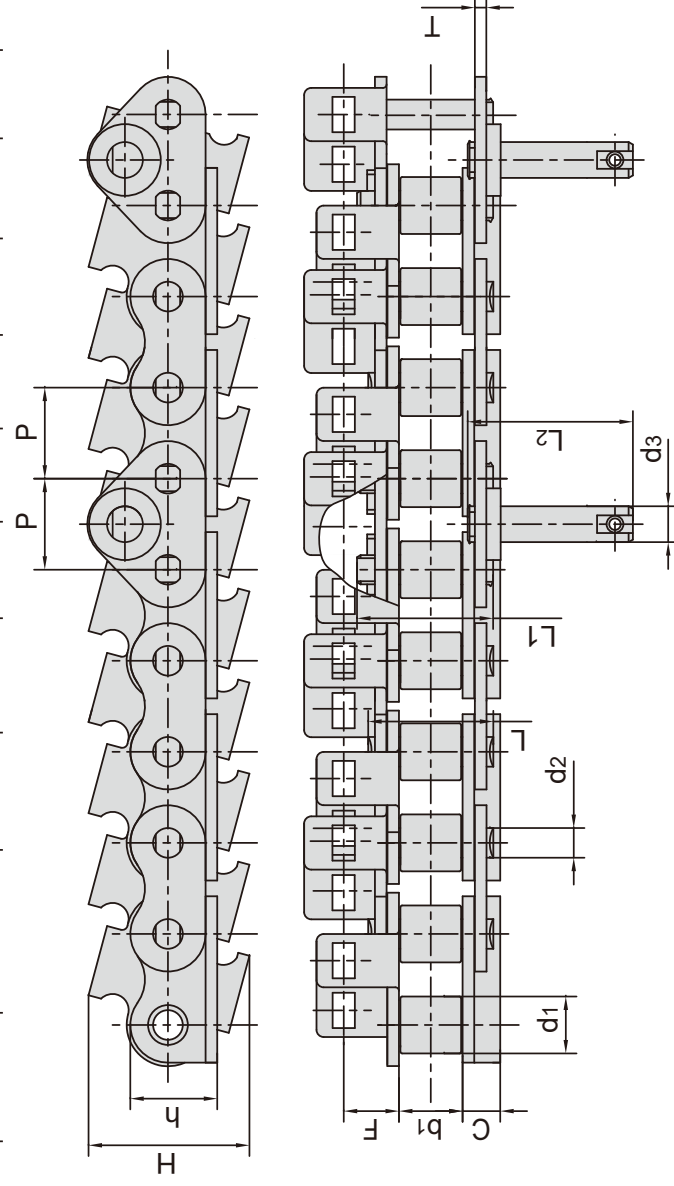
| 东华链号 Donghua Chain No. | 节距 Pitch P mm | 滚子直径 Roller diameter d1 max mm | 内节内宽 Width between inner plates b1 min mm | 销轴直径 Pin diameter d2 max mm | | 销轴长度 Pin length L max mm | 链板尺寸 Plate dimension h mm | | 装配尺寸 Assembly dimension | | | 抗拉强度 Tensile strength Q min kN/lbf |
|------------------------------|------------------------|---|---|--|----------------|---|---------------------------------------|-----------------|-------------------------------|---------|---------|---|
| | | | | d3 max mm | L max mm | | L1 max mm | L2 max mm | t/T mm | H mm | F mm | |
| HX16AF37 | 25.4 | 15.88 | 15.75 | 7.92 | 7.92 | 43.4 | 28.3 | 3.25/3.0 | 53.4 | 16.1 | 10.0 | 55.6/12499 |

印铁烘房线链条

Conveyor chains for metal decorating system



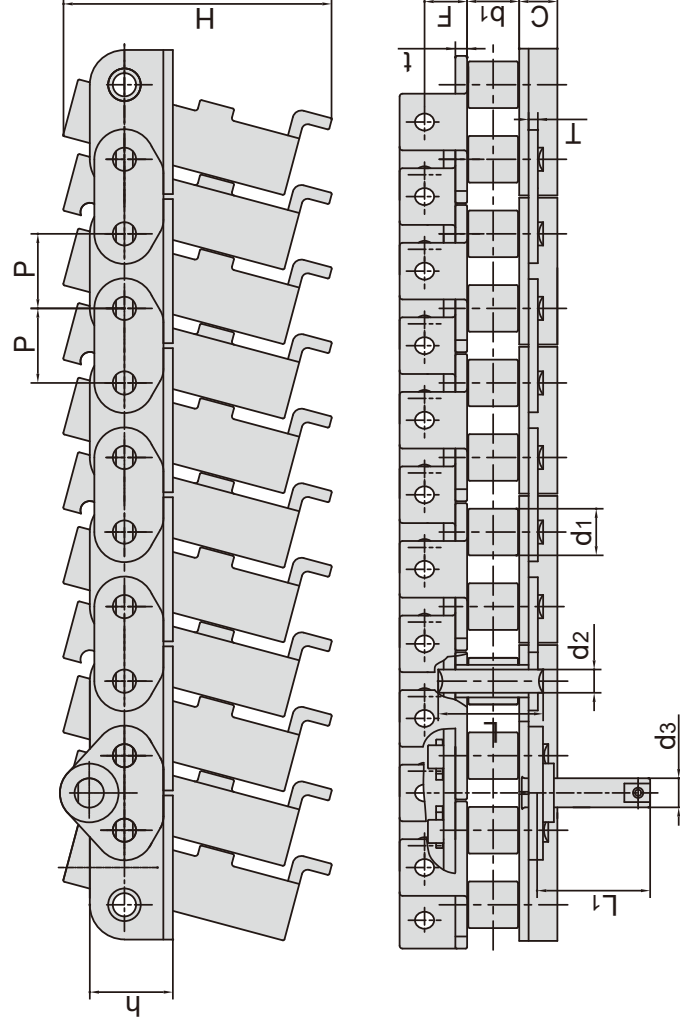
| 节距 Pitch | 滚子直径 Roller diameter | 内节内宽 Width between inner plates | 销轴直径 Pin diameter | | 销轴长度 Pin length | | | 链板尺寸 Plate dimension | | 装配尺寸 Assembly dimension | | | 抗拉强度 Tensile strength | |
|-------------|-------------------------|------------------------------------|----------------------|--------|--------------------|-------|--------|-------------------------|------|----------------------------|------|------|--------------------------|------------------|
| | | | d1 max | d2 max | d3 max | L max | L1 max | L2 max | h | t/T | F | H | | C |
| P | mm | b1 min | d1 max | d2 max | d3 max | L max | L1 max | L2 max | h | t/T | F | H | C | Q _{min} |
| 25.4 | 15.88 | 15.75 | 15.88 | 7.92 | 10.0 | 41.5 | 40.9 | 80.8 | 28.3 | 3.25/3.0 | 14.5 | 44.3 | 10.0 | 55.6/12499 |
| 25.4 | 15.88 | 15.75 | 15.88 | 7.92 | 10.0 | 41.5 | 40.9 | 80.8 | 28.3 | 3.25/3.0 | 16.1 | 53.4 | 10.0 | 55.6/12499 |
| 25.4 | 15.88 | 15.75 | 15.88 | 7.92 | 10.0 | 41.5 | 40.9 | 81.1 | 28.3 | 3.25/3.0 | 15.2 | 44.3 | 10.0 | 55.6/12499 |
| 25.4 | 15.88 | 15.75 | 15.88 | 7.92 | 10.0 | 41.5 | 40.9 | 81.1 | 28.3 | 3.25/3.0 | 15.6 | 53.7 | 10.0 | 55.6/12499 |
| 25.4 | 15.88 | 19.00 | 15.88 | 7.92 | 10.0 | 44.8 | 44.2 | 84.4 | 28.3 | 3.25/3.0 | 16.1 | 53.4 | 10.0 | 55.6/12499 |
| 25.4 | 15.88 | 19.00 | 15.88 | 7.92 | 10.0 | 44.8 | 44.2 | 84.4 | 28.3 | 3.25/3.0 | 14.8 | 53.7 | 10.0 | 55.6/12499 |



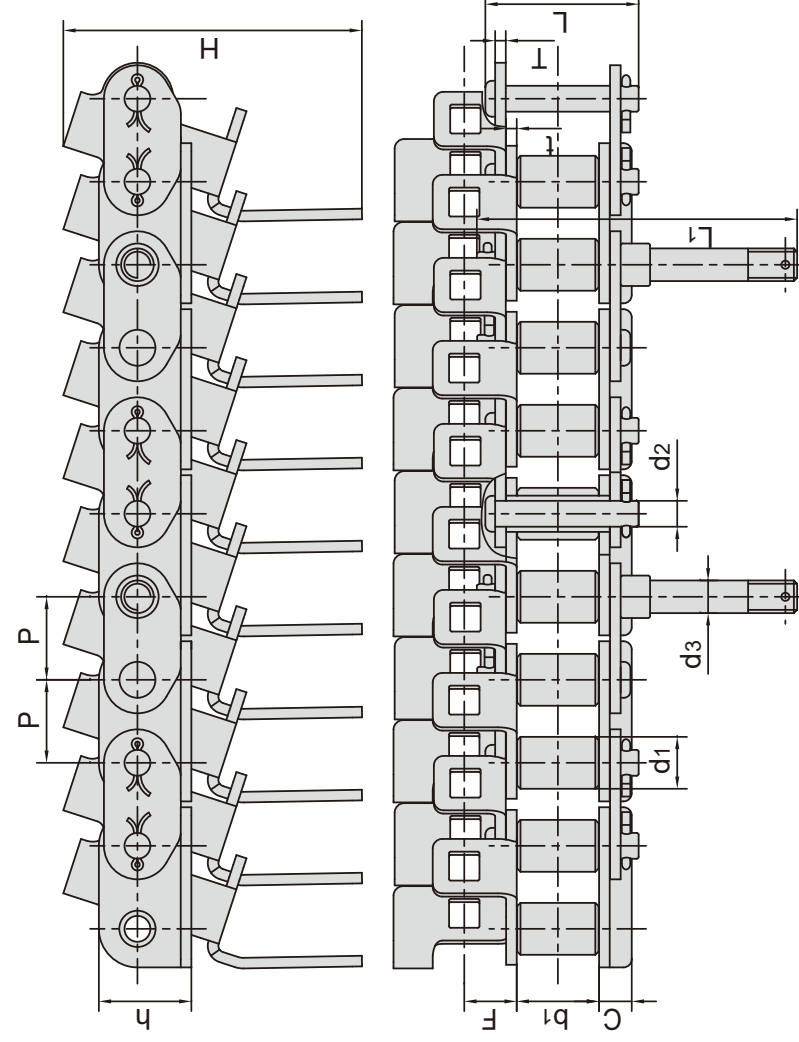
| 节距 Pitch | 滚子直径 Roller diameter | 内节内宽 Width between inner plates | 销轴直径 Pin diameter | | 销轴长度 Pin length | | | 链板尺寸 Plate dimension | | 装配尺寸 Assembly dimension | | | 抗拉强度 Tensile strength | |
|-------------|-------------------------|------------------------------------|----------------------|--------|--------------------|-------|--------|-------------------------|-------|----------------------------|------|------|--------------------------|------------------|
| | | | d1 max | d2 max | d3 max | L max | L1 max | L2 max | h | T | F | H | | C |
| P | mm | b1 min | d1 max | d2 max | d3 max | L max | L1 max | L2 max | h | T | F | H | C | Q _{min} |
| 25.4 | 15.88 | 19.0 | 15.88 | 7.9 | 9.5 | 37.6 | 43.0 | 43.4 | 30.45 | 4.00 | 12.3 | 44.8 | 11.5 | 54.0/12148 |

印铁烘房线链条

Conveyor chains for metal decorating system



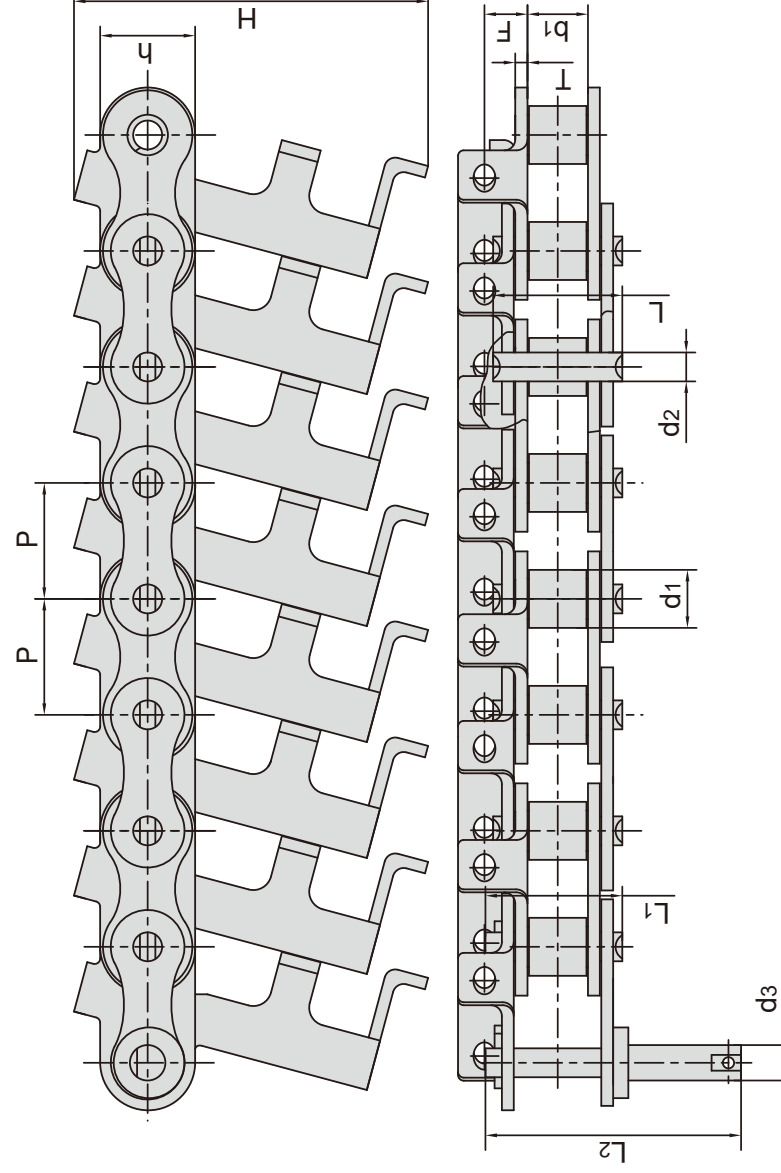
| 东华链号 Donghua Chain No. | 节距 Pitch | 滚子直径 Roller diameter | 内节内宽 Width between inner plates | 销轴直径 Pin diameter | | 销轴长度 Pin length | | 链板尺寸 Plate dimension | | | 装配尺寸 Assembly dimension | | | 抗拉强度 Tensile strength |
|------------------------------|-------------|----------------------------|--|-------------------------|-------------------------|-----------------------|------------------|----------------------------|-----------------|----------------|-------------------------------|-----------------|-----------------|---------------------------------|
| | | | | d2 max | d3 max | L | L1 | h | T | t | H | F | C | |
| 16AF18 | 25.4 | d1 max mm 15.88 | b1 min mm 17.00 | d2 max mm 7.92 | d3 max mm 10.0 | L mm 36.2 | L1 mm 48.6 | h mm 28.3 | T mm 3.25 | t mm 4.0 | H mm 92.0 | F mm 14.7 | C mm 13.0 | Q min kN/lbf 40.0/8992 |



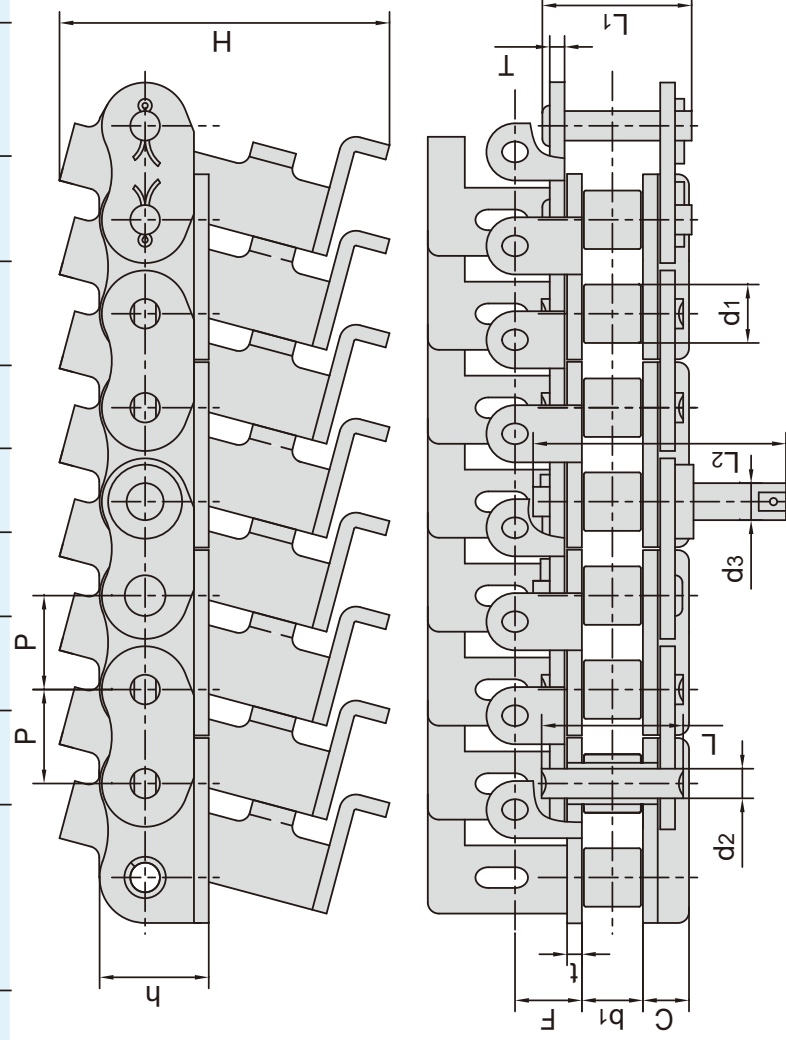
| 东华链号 Donghua Chain No. | 节距 Pitch | 滚子直径 Roller diameter | 内节内宽 Width between inner plates | 销轴直径 Pin diameter | | 销轴长度 Pin length | | 链板尺寸 Plate dimension | | | 装配尺寸 Assembly dimension | | | 抗拉强度 Tensile strength |
|------------------------------|-------------|----------------------------|--|-------------------------|-------------------------|-----------------------|------------------|----------------------------|-------------------|-----------------|-------------------------------|------------------|-----------------|----------------------------------|
| | | | | d2 max | d3 max | L | L1 | h | t/T | t | H | F | C | |
| HX16AF13 | 25.4 | d1 max mm 15.88 | b1 min mm 25.00 | d2 max mm 7.92 | d3 max mm 10.0 | L mm 47.0 | L1 mm 98.0 | h mm 28.3 | t/T mm 3.25 | t mm 3.25 | H mm 91.8 | F mm 16.05 | C mm 10.0 | Q min kN/lbf 55.6/12499 |

印铁烘房链条

Conveyor chains for metal decorating system



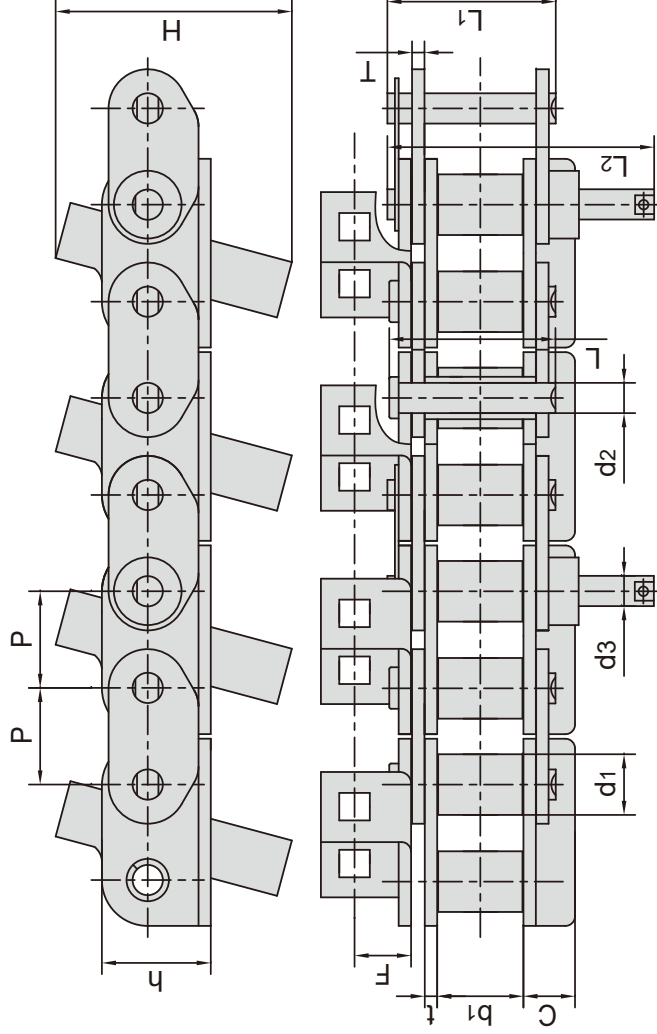
| 东华链号 Donghua Chain No. | 节距 Pitch | 滚子直径 Roller diameter | 内节内宽 Width between inner plates | 销轴直径 Pin diameter | | 销轴长度 Pin length | | 链板尺寸 Plate dimension | | 装配尺寸 Assembly dimension | | 抗拉强度 Tensile strength | |
|------------------------------|-------------|----------------------------|--|-------------------------|------|-----------------------|------|----------------------------|------|-------------------------------|------|-----------------------------|------------|
| | | | | d1 | d2 | d3 | L | L1 | L2 | h | T | | H |
| HXP31.75 | 31.75 | 15.88 | 17.80 | 7.92 | 10.0 | 36.2 | 38.4 | 73.7 | 26.0 | 3.25 | 96.9 | 14.7 | 55.6/12499 |



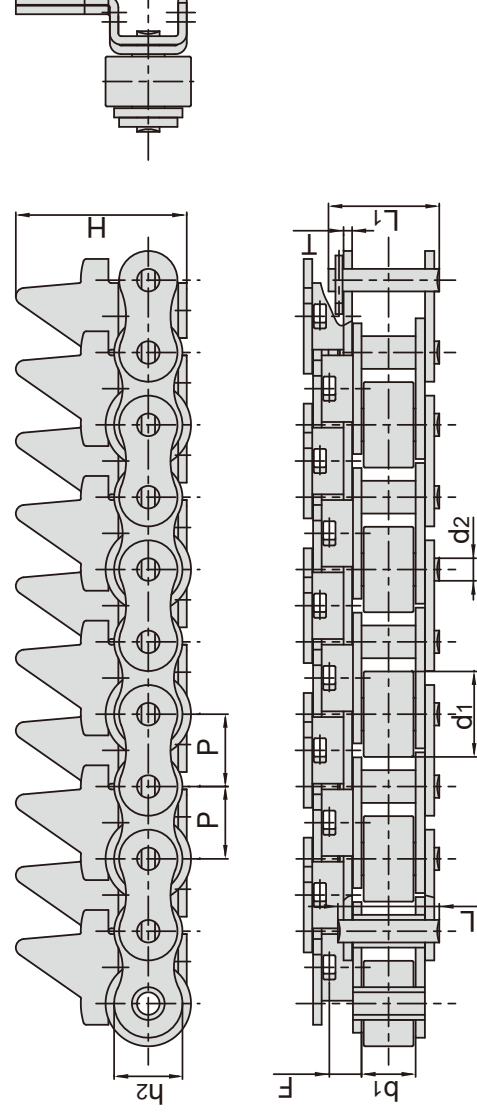
| 东华链号 Donghua Chain No. | 节距 Pitch | 滚子直径 Roller diameter | 内节内宽 Width between inner plates | 销轴直径 Pin diameter | | 销轴长度 Pin length | | 链板尺寸 Plate dimension | | 装配尺寸 Assembly dimension | | 抗拉强度 Tensile strength | | |
|------------------------------|-------------|----------------------------|--|-------------------------|------|-----------------------|------|----------------------------|------|-------------------------------|------|-----------------------------|------|------------|
| | | | | d1 | d2 | d3 | L | L1 | L2 | h | t/T | | H | F |
| HX16AF56 | 25.4 | 15.88 | 16.00 | 7.92 | 10.0 | 37.7 | 42.9 | 86.0 | 29.3 | 4.00 | 89.2 | 19.1 | 12.3 | 68.9/15488 |

印铁烘房线链条

Conveyor chains for metal decorating system



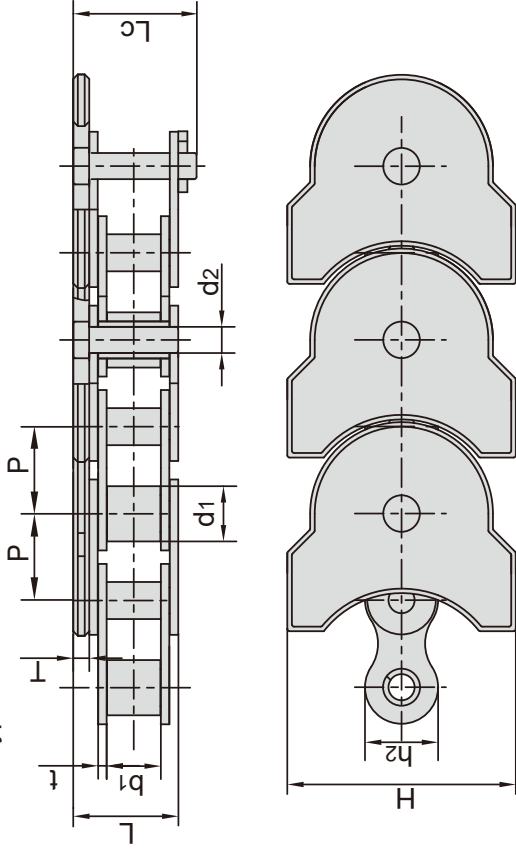
| 东华链号 Donghua Chain No. | 节距 Pitch | 滚子直径 Roller diameter | 内节内宽 Width between inner plates | 销轴直径 Pin diameter | | 销轴长度 Pin length | | | 链板尺寸 Plate dimension | | 装配尺寸 Assembly dimension | | 抗拉强度 Tensile strength | | |
|------------------------------|-------------|----------------------------|--|-------------------------|-----------------|-----------------------|----------------|-----------------|----------------------------|---------|-------------------------------|---------|-----------------------------|---------|------------|
| | | | | d1 max mm | d2 max mm | d3 max mm | L max mm | L1 max mm | L2 max mm | h mm | t/T mm | H mm | | F mm | C mm |
| HX16AF39 | 25.4 | 15.88 | 15.75 | 7.92 | 7.92 | 10.0 | 38.5 | 38.7 | 79.0 | 28.3 | 3.25 | 64.8 | 14.5 | 10.0 | 55.6/12499 |
| HX16AF47 | 25.4 | 15.88 | 15.75 | 7.92 | 7.92 | 10.0 | - | 39.5 | 80.5 | 28.3 | 3.25 | 64.8 | 14.5 | 10.0 | 55.6/12499 |



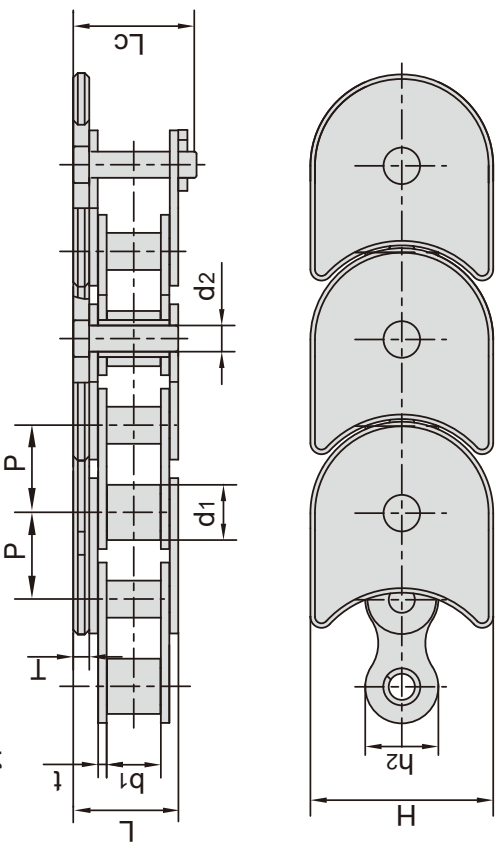
| 东华链号 Donghua Chain No. | 节距 Pitch | 滚子直径 Roller diameter | 内节内宽 Width between inner plates | 销轴直径 Pin diameter | | 销轴长度 Pin length | | | 链板尺寸 Plate dimension | | 装配尺寸 Assembly dimension | | 抗拉强度 Tensile strength |
|------------------------------|-------------|----------------------------|--|-------------------------|----------|-----------------------|----------|----------|----------------------------|---------|-------------------------------|---------|-----------------------------|
| | | | | d1 mm | d2 mm | L mm | L1 mm | L2 mm | h2 mm | T mm | H mm | F mm | |
| HXP25.4F1 | 25.4 | 30.00 | 19.00 | 7.92 | 7.92 | 35.6 | 38.9 | 38.9 | 20.5 | 3.0 | 60.00 | 30.55 | 55.6/12499 |

顶板输送链 Top plate conveyor chains

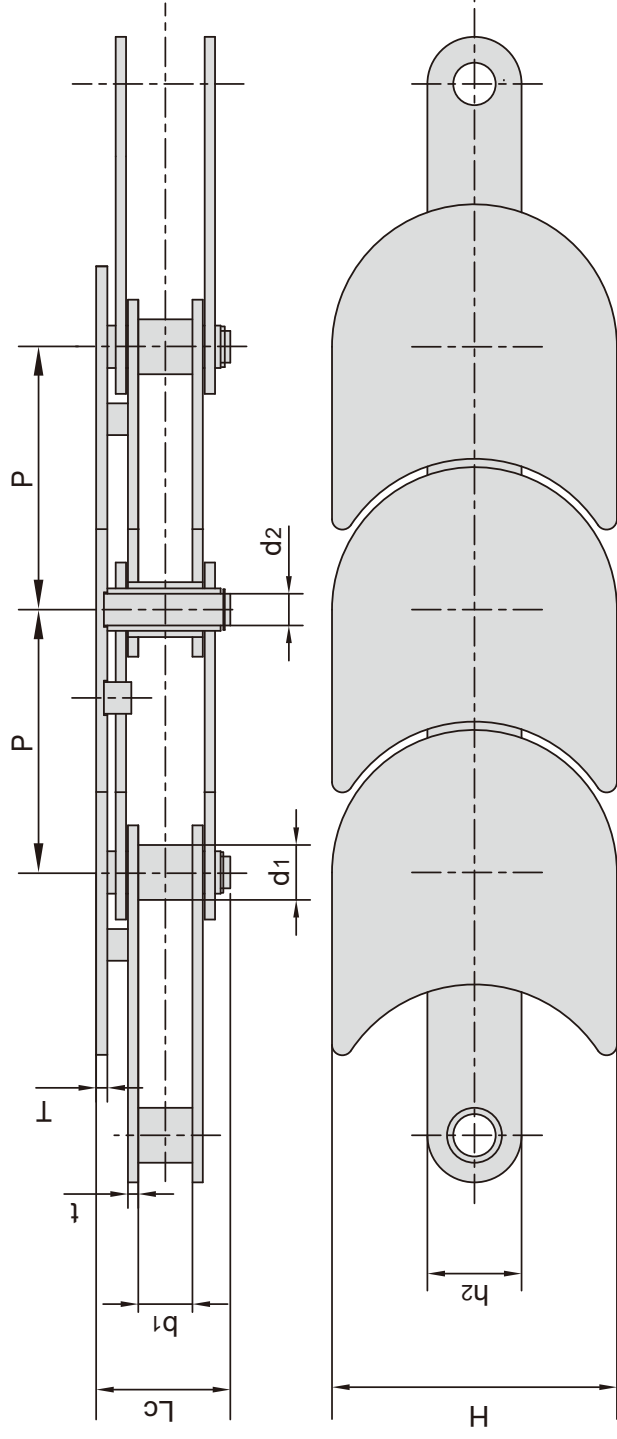
A型
A type



B型
B type

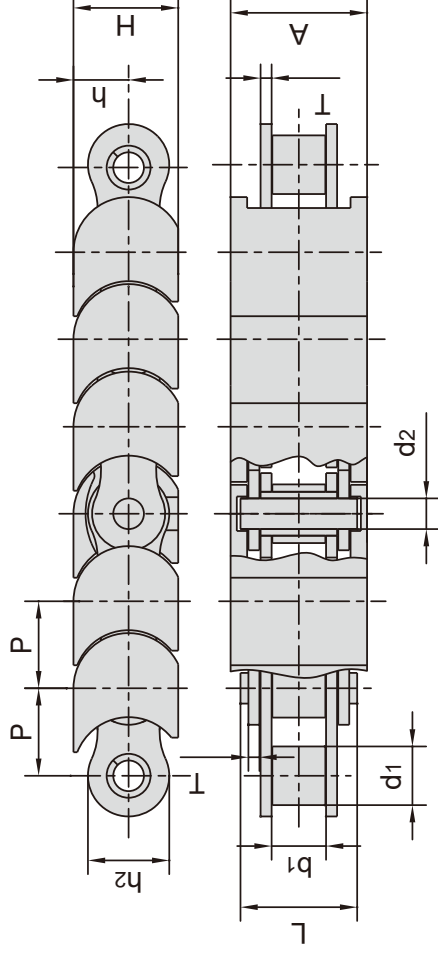


| 东华链号 Donghua Chain No. | 节距 Pitch | 滚子直径 Roller diameter | 内节内宽 Width between inner plates | 销轴直径 Pin diameter | 销轴长度 Pin length | | 链板尺寸 Plate dimension | | 附板尺寸 Attachment dimension | | 抗拉强度 Tensile strength | 每米重量 Weight per meter | 型式 Type |
|------------------------------|-------------|----------------------------|--|-------------------------|-----------------------|-----------------|----------------------------|---------|---------------------------------|---------|-----------------------------|--------------------------------|------------|
| | | | | | L max mm | Lc max mm | h2 max mm | t mm | H mm | T mm | | | |
| TOS50 | 19.05 | 12.07 | 11.68 | d2 max mm | 23.3 | 27.28 | 16.0 | 1.85 | 50 | 3.50 | 29.0/6591 | 2.35 | A |
| TOS50F1 | 25.40 | 12.07 | 11.68 | 5.72 | 22.8 | 27.28 | 21.0 | 1.85 | 50 | 3.50 | 29.0/6591 | 2.95 | B |
| TOS80 | 38.10 | 15.88 | 15.75 | 7.92 | 32.4 | - | 27.3 | 3.25 | 82.6 | 3.25 | 55.6/12636 | 4.91 | B |

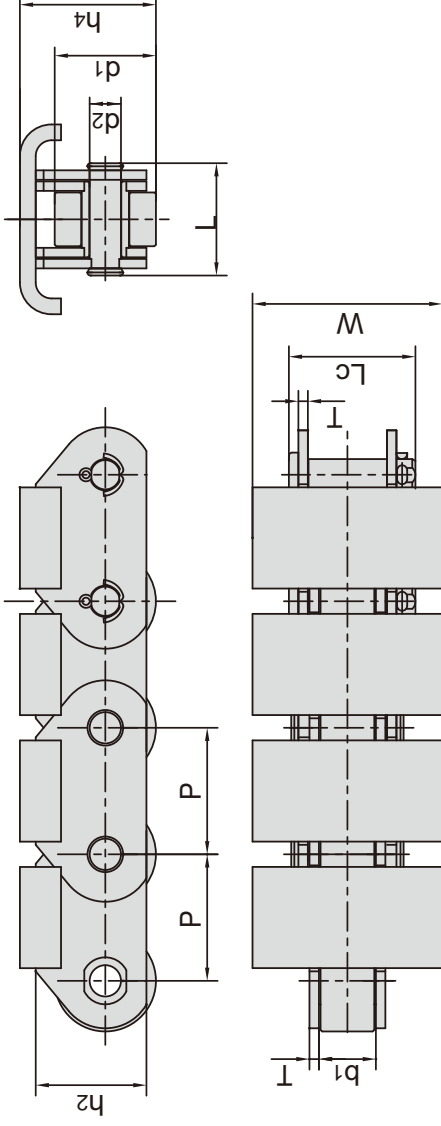


| 东华链号 Donghua Chain No. | 节距 Pitch | 套筒直径 Bush diameter | 内节内宽 Width between inner plates | 销轴直径 Pin diameter | 销轴长度 Pin length | 链板尺寸 Plate dimension | | 附板尺寸 Attachment dimension | | 抗拉强度 Tensile strength | 每米重量 Weight per meter |
|------------------------------|-------------|--------------------------|--|-------------------------|-----------------------|----------------------------|---------|---------------------------------|---------|-----------------------------|--------------------------------|
| | | | | | | h2 max mm | t mm | H mm | T mm | | |
| 76HP | 76.2 | 15.92 | 15.7 | d2 max mm | 37.5 | 27.3 | 3.0 | 82.6 | 3.0 | 45.0/10227 | 2.76 |

顶板输送链 Top plate conveyor chains

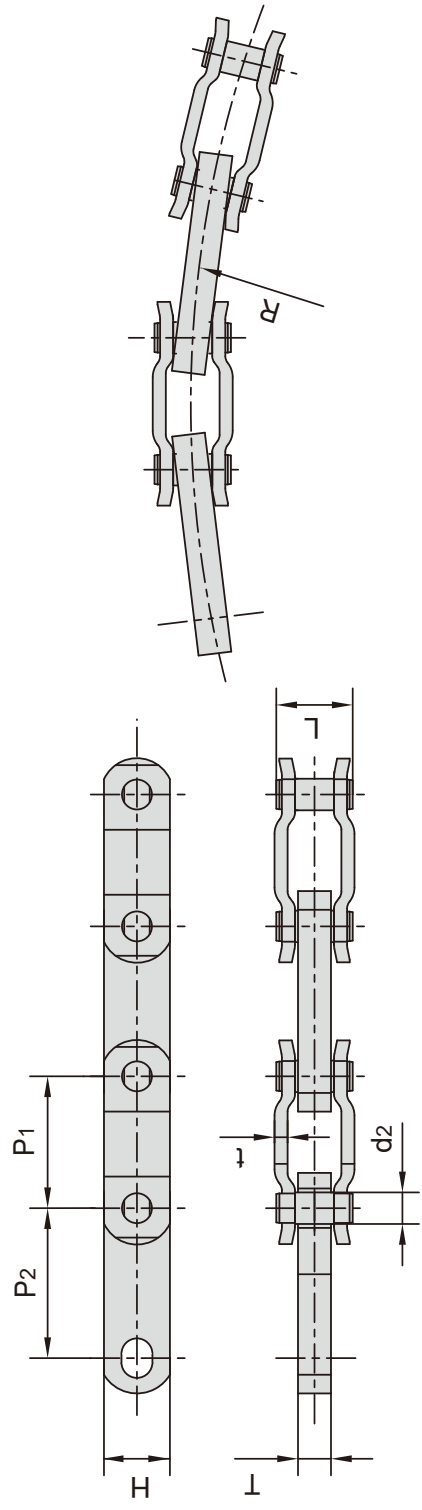


| 东华链号 Donghua Chain No. | 节距 Pitch P mm | 滚子直径 Roller diameter d1 max mm | 内节内宽 Width between inner plates b1 min mm | 销轴直径 Pin diameter d2 max mm | 销轴长度 Pin length L max mm | | 链板尺寸 Plate dimension h2 max mm | | 塑料件尺寸 Plastic attachment dimension A h H mm | | | 抗拉强度 Tensile strength Q min kN/lbf |
|------------------------------|------------------------|---|---|--|---|-----------------|---|----------------|---|---------|---------|---|
| | | | | | L max mm | Lc max mm | h2 max mm | T max mm | A mm | h mm | H mm | |
| 08B-TP | 12.700 | 8.51 | 7.75 | 4.45 | 16.7 | 16.7 | 11.8 | 1.60 | 19.8 | 8.0 | 15.2 | 18.0/4091 |
| 10B-TP | 15.875 | 10.16 | 9.65 | 5.08 | 19.5 | 19.5 | 14.7 | 1.70 | 24.8 | 9.5 | 17.5 | 22.4/5091 |
| 12B-TP | 19.050 | 12.07 | 11.68 | 5.72 | 22.5 | 22.5 | 16.0 | 1.85 | 29.8 | 11.0 | 19.8 | 29.0/6591 |

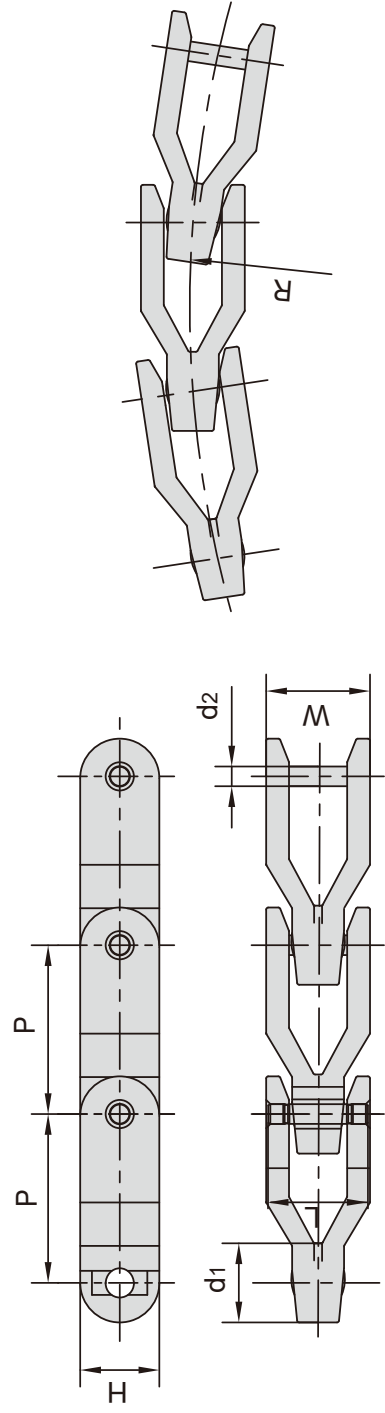


| 东华链号 Donghua Chain No. | 节距 Pitch P mm | 滚子直径 Roller diameter d1 max mm | 内节内宽 Width between inner plates b1 min mm | 销轴直径 Pin diameter d2 max mm | 销轴长度 Pin length L max mm | | 链板高度 Plate depth h2 max mm | 链板厚度 Plate thickness T max mm | 附件尺寸 Attachment dimension W h4 Q min kN/lbf | | | 每米重量 Weight per meter q kg/m |
|------------------------------|------------------------|---|---|--|---|-----------------|---|--|--|----------|--------------------|---|
| | | | | | L max mm | Lc max mm | | | W mm | h4 mm | Q min kN/lbf | |
| P40F3 | 40.0 | 32.0 | 18.0 | 10.00 | 36.1 | 40.2 | 35.0 | 3.0 | 60.0 | 43.00 | 40.0/9091 | 7.27 |
| P40F5 | 40.0 | 32.0 | 18.0 | 10.00 | 36.1 | 40.2 | 35.0 | 3.0 | 59.5 | 42.00 | 40.0/9091 | 7.16 |
| P63F6 | 63.0 | 48.0 | 25.0 | 14.00 | 52.0 | 57.0 | 45.0 | 5.0 | 130.0 | 56.50 | 63.0/14172.3 | 16.22 |
| P63F9 | 63.0 | 48.0 | 25.0 | 14.00 | 52.0 | 57.0 | 45.0 | 5.0 | 80.0 | 56.50 | 63.0/14172.3 | 13.66 |
| P63F26 | 63.0 | 48.0 | 25.0 | 14.00 | 56.0 | 61.0 | 45.0 | 6.0 | 95.0 | 56.50 | 70.0/15736 | 14.10 |
| P63F15 | 63.0 | 40.0 | 20.0 | 12.00 | 43.2 | 47.0 | 40.0 | 4.0 | 90.0 | 30.00 | 60.0/13488 | 12.14 |
| P63F31 | 63.0 | 48.0 | 25.0 | 14.00 | 52.0 | 57.0 | 45.0 | 5.0 | 105.0 | 55.50 | 120.0/26976 | 14.05 |
| P63F32 | 63.0 | 48.0 | 25.0 | 14.00 | 56.0 | 61.0 | 45.0 | 6.0 | 110.0 | 56.50 | 70.0/15736 | 16.80 |
| P76.2F19 | 76.2 | 38.1 | 27.5 | 11.10 | 59.1 | 63.5 | 35.0 | 6.4 | 63.5 | 50.05 | 150.0/33721 | 11.35 |
| P76.2F27 | 76.2 | 47.6 | 19.0 | 19.05 | 69.5 | 77.0 | 50.0 | 10.0 | 82.0 | 78.80 | 90.0/20232 | 15.47 |
| P100F174 | 100.0 | 48.0 | 25.4 | 14.00 | 59.0 | 63.4 | 44.5 | 6.4 | 101.6 | 54.90 | 90.0/20232 | 14.05 |

双向活动链 Double flex chains

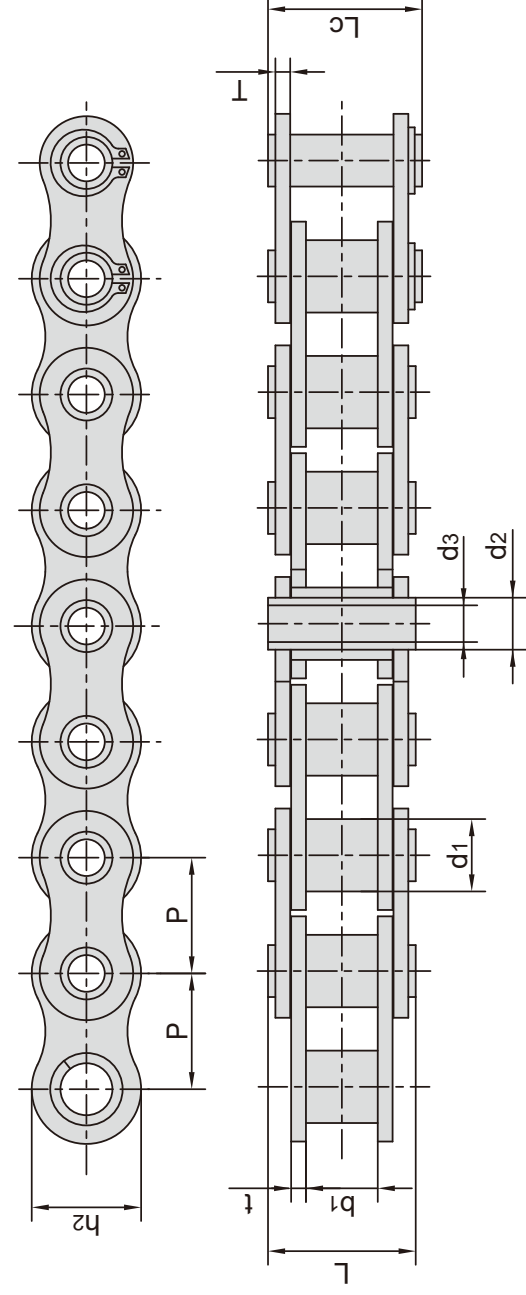


| 节距 Pitch | 内链板厚度 Thickness of inner plates | 销轴直径 Pin diameter | 销轴长度 Pin length | 链板尺寸 Plate dimension | 侧弯半径 Side bow radius | 抗拉强度 Tensile strength | 平均抗拉强度 Average tensile strength | 每米重量 Weight per meter |
|-------------|--|-------------------------|-----------------------|----------------------------|----------------------------|-----------------------------|--|--------------------------------|
| | | | | | | | | |
| 63.5 | 15.9 | 14.27 | 37.0 | 32.0 6.3 | 508.0 | 160.0/36363 | 196.0 | 5.14 |



| 节距 Pitch | 销轴直径 Pin diameter | 销轴长度 Pin length | 链板尺寸 Plate dimension | 侧弯半径 Side bow radius | 抗拉强度 Tensile strength | 每米重量 Weight per meter | | |
|-------------|-------------------------|-----------------------|----------------------------|----------------------------|-----------------------------|--------------------------------|---------|-----------------|
| | | | | | | | P mm | d2 max mm |
| 81.3 | 9.5 | 48.0 | 38.5 50.0 38.0 | 500 | 30.0/6818 | 1.99 | | |

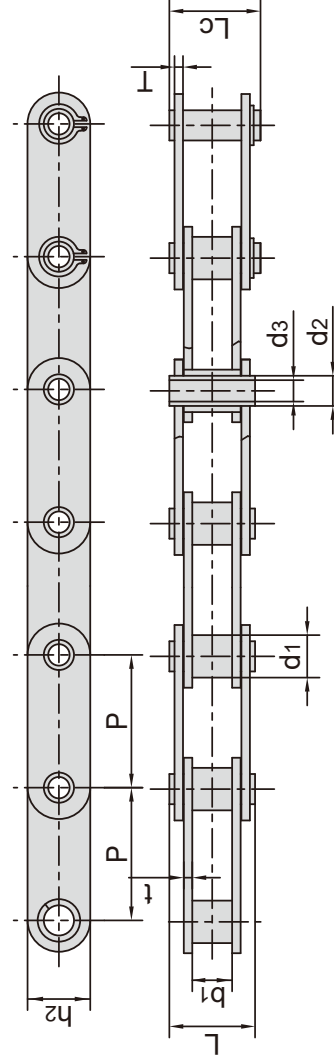
空心销轴输送链 Hollow pin conveyor chains



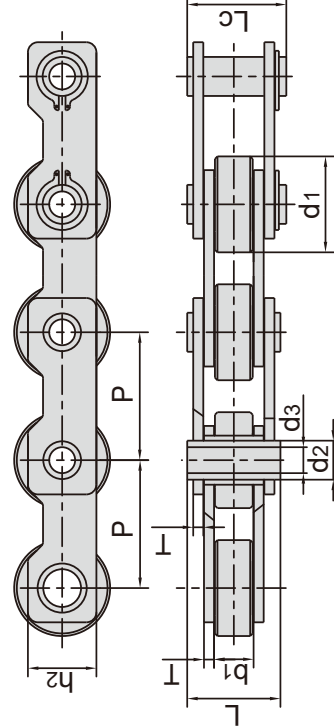
| 东华链号 Donghua Chain No. | 节距 Pitch P mm | 套筒直径 Bush diameter d1 max mm | 内节内宽 Width between inner plates b1 min mm | 销轴直径 Pin diameter d2 max mm | | 销轴长度 Pin length L max mm | 内链板高度 Inner plate depth h2 max mm | 链板厚度 Plate thickness t/T max mm | 抗拉强度 Tensile strength Q min kN/lbf | 平均抗拉强度 Average tensile strength Q0 kN | 每米重量 Weight per meter q kg/m |
|------------------------------|------------------------|---|---|--|-----------------|---|---|--|---|--|---|
| | | | | d3 min mm | Lc max mm | | | | | | |
| 08BHPF | 12.700 | 8.51 | 7.75 | 6.55 | 4.50 | 17.6 | 11.80 | 1.60/1.30 | 11.1/2523 | 12.10 | 0.56 |
| 08BHPF5 | 12.700 | 8.51 | 7.75 | 6.30 | 4.50 | 18.0 | 12.00 | 1.60 | 9.6/2182 | 10.60 | 0.62 |
| 08BHPF9 | 12.700 | 8.51 | 7.75 | 6.30 | 4.50 | 17.6 | 12.10 | 1.50 | 10.5/2360 | 11.55 | 0.58 |
| 10BHPF3 | 15.875 | 10.16 | 9.65 | 7.02 | 5.13 | 20.5 | 14.70 | 1.70 | 10.0/2272 | 11.50 | 0.86 |
| 10BHPF4 | 15.875 | 10.16 | 9.50 | 7.20 | 5.00 | 21.3 | 14.00 | 2.03/1.60 | 12.5/2840 | 14.00 | 0.82 |
| 12BHPF2 | 19.050 | 12.07 | 11.68 | 8.09 | 6.00 | 22.7 | 16.10 | 1.85 | 14.0/3180 | 16.00 | 0.82 |
| 12BHPF3 | 19.050 | 12.07 | 11.70 | 8.22 | 5.75 | 24.9 | 16.20 | 2.42/1.85 | 16.0/3636 | 18.00 | 1.14 |
| 16BHPF3 | 25.400 | 15.88 | 17.02 | 11.50 | 8.20 | 37.0 | 23.20 | 4.00/3.10 | 49.0/11136 | 52.20 | 2.26 |
| 16BHPF4 | 25.400 | 11.70 | 13.50 | 8.00 | 4.30 | 30.2 | 21.30 | 3.00 | 30.0/6818 | 33.00 | 1.81 |
| 40HP | 12.700 | 7.95 | 7.85 | 5.63 | 4.00 | 17.6 | 12.00 | 1.50 | 11.0/2500 | 12.20 | 0.54 |
| 08BHPF7 | 12.700 | 8.51 | 9.20 | 6.55 | 4.10 | 17.8 | 11.80 | 1.60 | 11.1/2523 | 12.10 | 0.64 |
| 08BHP | 12.700 | 8.51 | 7.75 | 6.55 | 4.50 | 16.4 | 11.80 | 1.30 | 11.1/2523 | 12.10 | 0.52 |
| 50HP | 15.875 | 10.16 | 9.40 | 7.03 | 5.13 | 20.7 | 15.09 | 2.03 | 20.0/4545 | 22.60 | 0.91 |
| 50HPF4 | 15.875 | 10.16 | 8.80 | 7.03 | 5.13 | 19.9 | 15.09 | 2.03 | 18.0/4180 | 19.20 | 0.89 |
| 50H-HP | 15.875 | 10.16 | 9.40 | 7.03 | 5.13 | 22.6 | 15.09 | 2.42 | 20.0/4545 | 22.60 | 1.02 |
| 60HP | 19.050 | 11.91 | 12.70 | 8.31 | 6.00 | 25.8 | 18.00 | 2.42 | 24.0/5455 | 26.90 | 1.29 |
| 60HPF1 | 19.050 | 11.91 | 12.70 | 8.31 | 5.01 | 25.5 | 18.00 | 2.42 | 28.0/6364 | 30.90 | 1.37 |
| 80HP | 25.400 | 15.88 | 15.75 | 11.40 | 8.05 | 32.5 | 24.00 | 3.25 | 50.0/11364 | 52.00 | 2.26 |
| 80HPF1 | 25.400 | 11.70 | 13.50 | 7.80 | 4.00 | 27.0 | 21.50 | 2.42 | 27.44/6236 | 29.30 | 1.50 |
| 80HPF2 | 25.400 | 15.88 | 15.75 | 11.40 | 8.40 | 32.5 | 24.00 | 3.25 | 45.0/10227 | 48.00 | 2.23 |
| 80H-HP | 25.400 | 15.88 | 15.75 | 11.40 | 8.05 | 35.7 | 24.00 | 4.00 | 50.0/11364 | 52.00 | 2.63 |
| 80HPF3 | 25.400 | 15.88 | 15.88 | 11.40 | 7.96 | 32.4 | 23.24 | 3.25 | 50.0/11364 | 52.00 | 2.26 |
| 80HPF4 | 25.400 | 11.70 | 13.50 | 7.80 | 4.10 | 29.0 | 21.50 | 3.00 | 40.0/9091 | 43.20 | 1.77 |
| 80HPF5 | 25.400 | 15.88 | 15.80 | 11.40 | 8.05 | 31.0 | 24.00 | 3.25/2.42 | 34.0/7647 | 37.00 | 2.28 |
| HB38.1F6 | 38.100 | 18.00 | 15.20 | 14.00 | 10.20 | 34.5 | 27.00 | 3.70 | 45.0/10227 | 48.00 | 2.46 |
| HB41.3 | 41.300 | 10.16 | 9.65 | 7.10 | 5.40 | 20.4 | 16.00 | 2.03 | 13.0/2924 | 14.30 | 0.67 |
| HB41.75F5 | 41.750 | 17.11 | 19.90 | 14.11 | 10.30 | 39.0 | 25.26 | 4.00 | 49.0/11136 | 53.90 | 2.11 |
| A2080HP | 50.800 | 15.88 | 15.75 | 11.40 | 8.05 | 32.4 | 24.00 | 3.25 | 42.3/9615 | 46.10 | 1.60 |

空心销轴输送链

Hollow pin conveyor chains

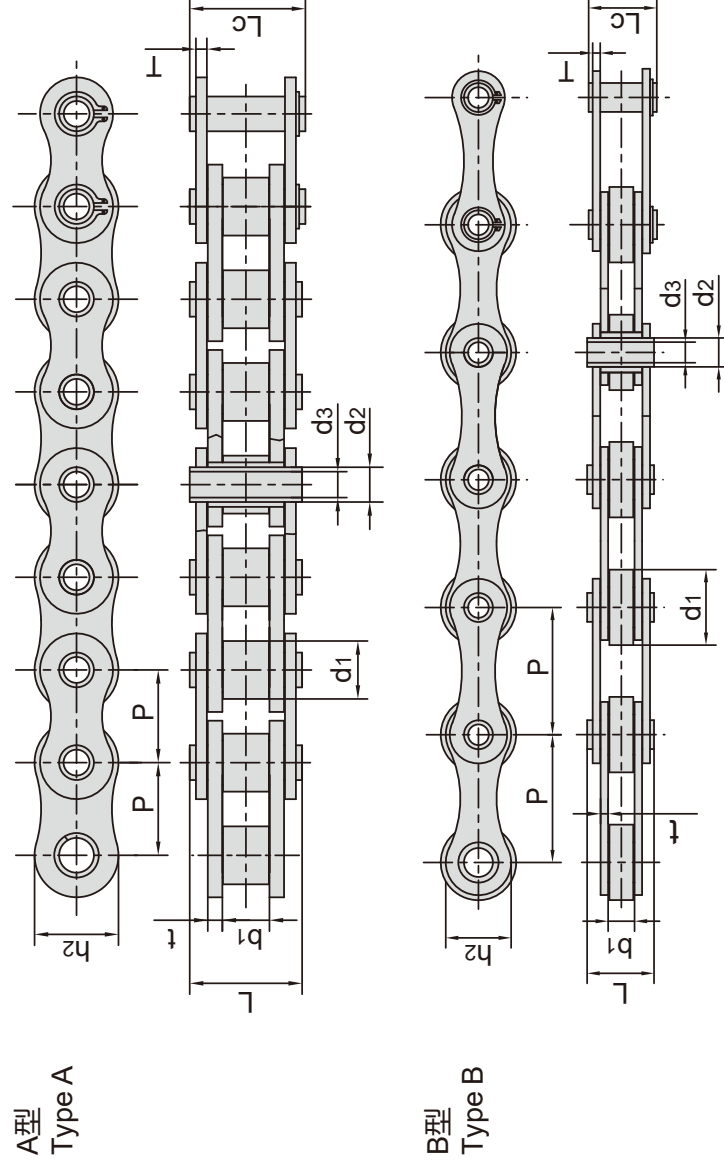


| 东华链号 Donghua Chain No. | 节距 Pitch P mm | 套筒直径 Bush diameter | | 内节内宽 Width between inner plates | | 销轴直径 Pin diameter | | 销轴长度 Pin length | | 内链板高度 Inner plate depth h2 max mm | 链板厚度 Plate thickness t/T max mm | 抗拉强度 Tensile strength Q min kN/lbf | 平均抗拉强度 Average tensile strength Q0 kN | 每米长重 Weight per meter q kg/m |
|------------------------------|------------------------|--------------------------|-----------------|--|-----------------|-------------------------|-----------------|-----------------------|---------|---|--|---|--|---|
| | | d1 max mm | d2 max mm | b1 min mm | d3 min mm | L max mm | Lc max mm | | | | | | | |
| HP12.5 | 12.500 | 8.51 | 6.65 | 8.20 | 4.50 | 16.4 | 17.6 | 11.60 | 1.5/1.3 | 8.0/1819 | 8.8 | 0.61 | | |
| C08BHP | 12.700 | 8.51 | 6.55 | 7.75 | 4.50 | 16.4 | 17.6 | 11.80 | 1.6/1.3 | 11.0/2500 | 11.5 | 0.62 | | |
| C40HP | 12.700 | 7.95 | 5.63 | 7.85 | 4.00 | 16.5 | 17.6 | 12.00 | 1.50 | 11.0/2500 | 12.2 | 0.64 | | |
| C50HP | 15.875 | 10.16 | 7.03 | 9.40 | 5.13 | 20.7 | 21.9 | 15.09 | 2.03 | 20.0/4545 | 22.6 | 1.05 | | |
| C60HP | 19.050 | 11.91 | 8.31 | 12.70 | 6.00 | 25.8 | 26.8 | 18.00 | 2.42 | 24.0/5455 | 26.9 | 1.52 | | |
| C80HP | 25.400 | 15.88 | 11.40 | 15.75 | 8.05 | 32.5 | 33.8 | 24.00 | 3.25 | 50.0/11364 | 52.0 | 2.63 | | |
| C2040HP | 25.400 | 7.95 | 5.63 | 7.85 | 4.00 | 16.5 | 17.6 | 12.00 | 1.50 | 11.0/2500 | 12.6 | 0.46 | | |
| C2040HPF1 | 25.400 | 7.95 | 5.63 | 7.85 | M4 | 16.5 | 17.6 | 12.00 | 1.50 | 9.0/2045 | 9.9 | 0.44 | | |
| C2050HP | 31.750 | 10.16 | 7.22 | 9.40 | 5.12 | 20.5 | 21.8 | 15.00 | 2.03 | 20.4/4636 | 22.8 | 0.76 | | |
| C2060HP | 38.100 | 11.91 | 8.31 | 12.70 | 6.00 | 25.8 | 26.8 | 17.00 | 2.42 | 24.0/5455 | 27.1 | 1.02 | | |
| C2060H-HP | 38.100 | 11.91 | 8.31 | 12.70 | 6.00 | 29.2 | 30.2 | 17.00 | 3.25 | 24.0/5455 | 27.1 | 1.29 | | |
| HB38.1F8 | 38.100 | 10.16 | 7.10 | 9.65 | 5.40 | 20.4 | - | 16.00 | 2.03 | 13.0/2954 | 14.3 | 0.67 | | |
| HB38.1F15 | 38.100 | 18.00 | 12.00 | 21.00 | 8.10 | 47.8 | 49.0 | 34.00 | 5.60 | 50.0/11364 | 52.0 | 5.72 | | |
| HP40F1 | 40.000 | 18.00 | 12.00 | 22.00 | 8.00 | 47.5 | 48.2 | 35.00 | 5.00 | 57.0/13049 | 63.8 | 5.38 | | |
| HP40F2 | 40.000 | 18.00 | 12.00 | 22.00 | 8.20 | 47.5 | 48.2 | 35.00 | 5.00 | 57.0/13049 | 63.0 | 5.37 | | |
| HP50F1 | 50.000 | 26.00 | 20.00 | 14.50 | 14.70 | 35.3 | 36.2 | 40.00 | 3.10 | 30.0/6818 | 33.6 | 3.98 | | |
| HP50F7 | 50.000 | 18.00 | 14.00 | 15.00 | 10.20 | 36.0 | 37.5 | 26.00 | 4.00 | 40.0/9091 | 43.2 | 2.56 | | |
| HP50F10 | 50.000 | 18.00 | 12.10 | 22.00 | 8.30 | 39.5 | 40.6 | 30.00 | 3.00 | 45.0/10227 | 48.0 | 2.73 | | |
| HP50F16 | 50.000 | 18.00 | 14.50 | 17.00 | 10.20 | 39.0 | 40.0 | 27.00 | 4.00 | 40.0/9091 | 44.0 | 2.83 | | |
| C2080HP | 50.800 | 15.88 | 11.40 | 15.75 | 8.05 | 32.5 | 33.8 | 24.00 | 3.25 | 50.0/11364 | 52.0 | 1.81 | | |
| HB55 | 55.000 | 18.00 | 14.00 | 22.00 | 10.00 | 43.4 | 44.5 | 30.00 | 4.00 | 50.0/11364 | 52.0 | 3.31 | | |
| HB55F1 | 55.000 | 24.00 | 17.00 | 24.00 | 12.00 | 52.0 | 53.5 | 40.00 | 5.00 | 90.0/20455 | 100.0 | 6.34 | | |



| 东华链号 Donghua Chain No. | 节距 Pitch P mm | 滚子直径 Roller diameter d1 max mm | 内节内宽 Width between inner plates | | 销轴直径 Pin diameter | | 销轴长度 Pin length | | 内链板高度 Inner plate depth h2 max mm | 链板厚度 Plate thickness T mm | 抗拉强度 Tensile strength Q min kN/lbf | 平均抗拉强度 Average tensile strength Q0 kN | 每米长重 Weight per meter q kg/m |
|------------------------------|------------------------|---|--|-----------------|-------------------------|-----------------|-----------------------|------|---|---------------------------------------|---|--|---|
| | | | b1 min mm | d3 min mm | L max mm | Lc max mm | | | | | | | |
| HB50.8F1 | 50.8 | 38.1 | 15.7 | 10.3 | 15.5 | 10.3 | 35.2 | 36.7 | 27.2 | 4.00 | 55.46/51650 | 58.8 | 4.97 |

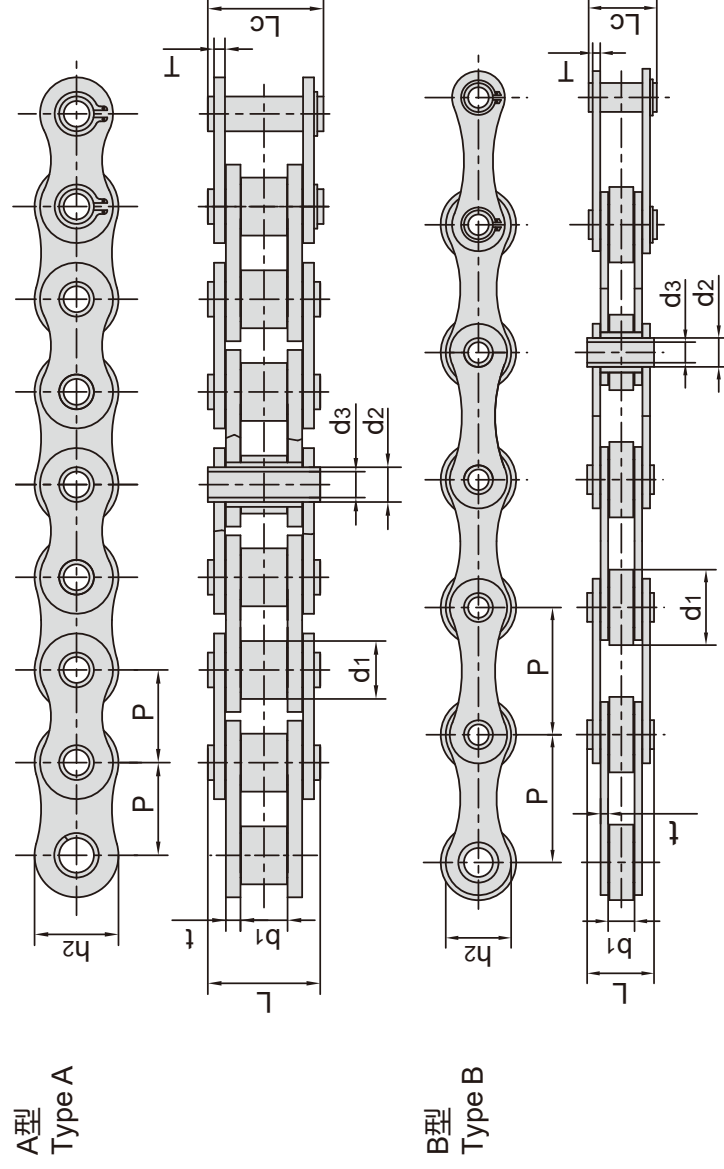
空心销轴输送链 Hollow pin conveyor chains



| 东华链号 Donghua Chain No. | 节距 Pitch | 滚子直径 Roller diameter | 内节内宽 Width between inner plates | 销轴直径 Pin diameter | | 销轴长度 Pin length | | 内链板高度 Inner plate depth | 链板厚度 Plate thickness | 抗拉强度 Tensile strength | 平均抗拉强度 Average tensile strength | 每米长重 Weight per meter | 型号 Type |
|------------------------------|-------------|----------------------------|--|-------------------------|-----------------|-----------------------|-----------------|----------------------------------|----------------------------|-----------------------------|--|--------------------------------|------------|
| | P | d1 max mm | b1 min mm | d2 max mm | d3 min mm | L max mm | Lc max mm | h2 max mm | t/T max mm | Q min kN/lbf | Q0 kN | q kg/m | |
| 10HB | 15.875 | 10.16 | 9.65 | 5.94 | 4.04 | 19.30 | 20.60 | 14.70 | 1.70 | 17.00/3864 | 20.80 | 0.86 | A |
| 12BHP | 19.050 | 12.07 | 11.68 | 6.50 | 4.00 | 21.60 | 22.80 | 15.90 | 1.85 | 23.60/5364 | 25.90 | 1.09 | A |
| 60HB | 19.050 | 11.91 | 12.70 | 7.00 | 5.01 | 25.50 | 26.60 | 18.00 | 2.42 | 20.00/4545 | 22.40 | 1.35 | A |
| 12AHBF2 | 19.050 | 11.91 | 12.70 | 7.00 | 5.10 | 26.50 | 27.60 | 18.00 | 2.42 | 20.00/4545 | 22.40 | 1.39 | A |
| 12BHPF6SLR | 19.050 | 12.07 | 11.68 | 6.50 | 4.04 | 22.30 | 23.50 | 15.90 | 1.85 | 23.60/5364 | 25.96 | 1.12 | A |
| 12BHPF10 | 19.050 | 12.07 | 11.68 | 6.50 | 4.00 | 21.60 | 22.80 | 15.90 | 1.85 | 23.60/5364 | 25.90 | 1.08 | A |
| HP20F1 | 20.000 | 12.00 | 22.00 | 7.00 | 5.00 | 35.70 | 37.70 | 18.00 | 2.42 | 18.00/4180 | 19.20 | 1.89 | A |
| 16BHBFB1 | 25.400 | 15.88 | 12.70 | 9.53 | 7.05 | 30.80 | 32.20 | 23.00 | 4.15/3.10 | 40.00/9091 | 45.00 | 2.28 | A |
| HB25.4 | 25.400 | 20.00 | 8.00 | 8.00 | 5.20 | 19.50 | 20.50 | 17.00 | 2.03 | 25.00/5620 | 28.00 | 1.30 | A |
| 16BHBFB4 | 25.400 | 15.88 | 17.02 | 6.05 | 4.20 | 28.00 | 29.00 | 14.00 | 2.03 | 10.00/2248 | 11.00 | 1.50 | A |
| HB25.4F7 | 25.400 | 20.00 | 18.00 | 8.00 | 3.00 | 35.00 | 36.00 | 18.00 | 3.00 | 25.00/5620 | 28.80 | 2.83 | B |
| HB25.4F8 | 25.400 | 15.88 | 8.00 | 7.10 | 5.10 | 16.50 | 17.70 | 13.50 | 1.50 | 9.00/2024 | 10.00 | 0.78 | B |
| HB28.58 | 28.580 | 15.88 | 16.20 | 8.03 | 5.50 | 36.30 | 37.00 | 24.00 | 4.00 | 22.00/4945 | 24.20 | 3.00 | A |
| HP35 | 35.000 | 20.00 | 16.00 | 13.35 | 10.20 | 30.40 | 31.60 | 26.30 | 2.50 | 23.52/5345 | 26.40 | 2.02 | A |
| HB35 | 35.000 | 20.00 | 16.00 | 14.00 | 10.20 | 32.00 | 33.50 | 38.10 | 3.00 | 40.00/9091 | 45.00 | 2.39 | A |
| HB38.1 | 38.100 | 20.00 | 8.00 | 8.00 | 5.30 | 19.60 | 20.70 | 17.30 | 2.03 | 28.00/5682 | 28.80 | 0.98 | B |
| HB38.1F1 | 38.100 | 20.00 | 18.00 | 10.50 | 5.10 | 39.00 | 40.30 | 22.00 | 4.00 | 60.00/13636 | 64.30 | 2.59 | B |
| HB38.1F3 | 38.100 | 25.40 | 12.70 | 12.00 | 8.30 | 27.00 | 28.60 | 21.00 | 2.50 | 25.00/5620 | 28.80 | 1.51 | B |
| HB38.1F4 | 38.100 | 20.00 | 12.70 | 8.00 | 5.20 | 26.00 | 27.20 | 17.00 | 2.42 | 24.00/5455 | 26.90 | 1.48 | B |
| HP38.1F9 | 38.100 | 22.20 | 12.70 | 11.00 | 8.15 | 26.50 | 27.50 | 18.00 | 2.50 | 22.00/5000 | 24.40 | 1.46 | B |
| HB38.1F10 | 38.100 | 25.40 | 25.40 | 14.63 | 10.50 | 54.00 | 54.30 | 33.20 | 6.00/4.80 | 50.00/11240 | 55.00 | 6.10 | A |
| HP40F4 | 40.000 | 26.00 | 10.00 | 11.40 | 8.20 | 26.50 | 28.00 | 24.00 | 3.00 | 50.00/11240 | 56.70 | 2.20 | B |
| *HB41.4F1 | 41.400 | 25.40 | 15.00 | 13.80 | 10.50 | 35.50 | 37.00 | 32.00 | 4.00 | 45.00/10116 | 49.50 | 3.66 | B |
| HP41.75F1 | 41.750 | 17.10 | 20.20 | 11.11 | 8.20 | 35.70 | 39.00 | 21.65 | 3.10 | 26.50/6022 | 29.20 | 1.60 | A |
| HP41.75F2 | 41.750 | 17.10 | 20.20 | 11.11 | 8.20 | 35.70 | 41.00 | 25.26 | 3.10 | 49.00/11136 | 54.80 | 2.04 | A |

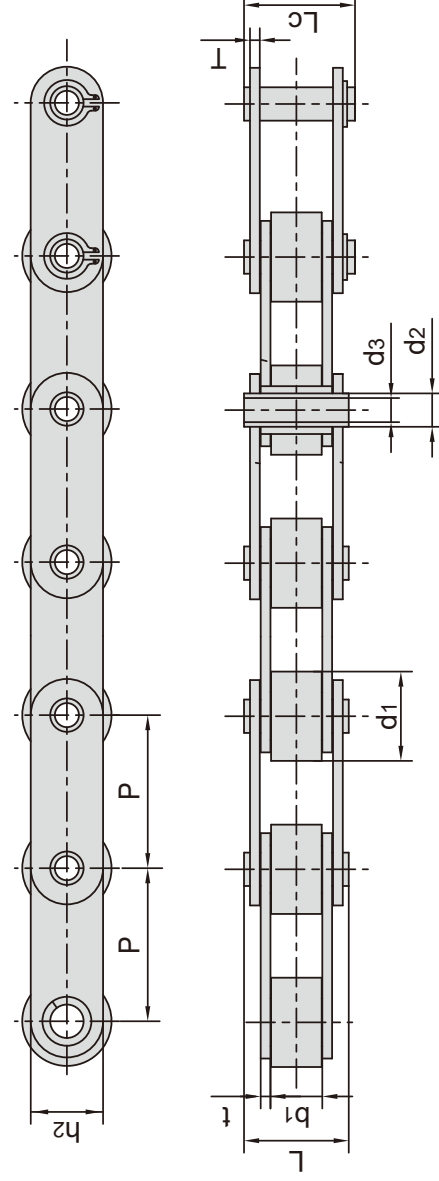
*外链板为直板形。
* Denotes straight side outer plates.

空心销轴输送链 Hollow pin conveyor chains



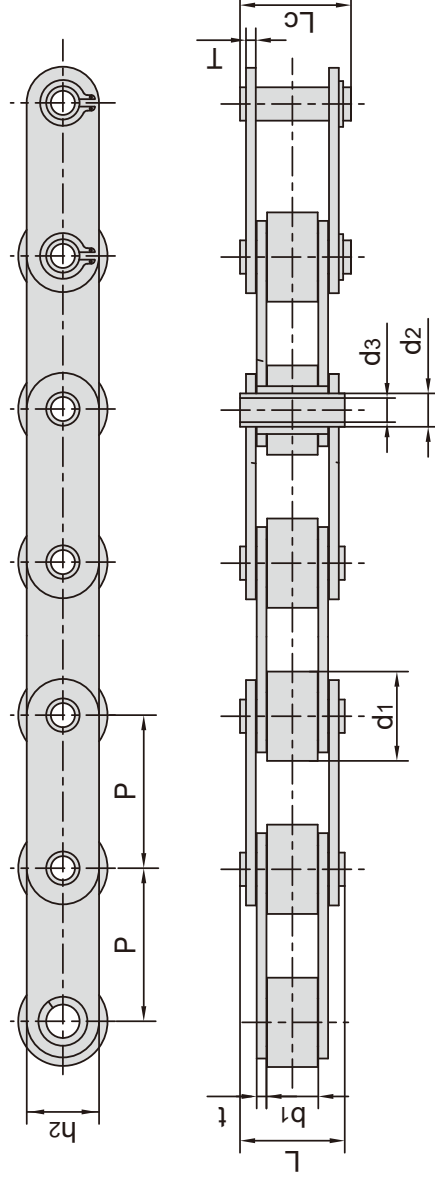
| 东华链号 Donghua Chain No. | 节距 Pitch P mm | 滚子直径 Roller diameter d1 max mm | 内节内宽 Width between inner plates b1 min mm | 销轴直径 Pin diameter d2 max mm / d3 min mm | | 销轴长度 Pin length L max mm / Lc max mm | | 内链板高度 Inner plate depth h2 max mm | 链板厚度 Plate thickness t/T max mm | 抗拉强度 Tensile strength Q min kN/lbf | 平均抗拉强度 Average tensile strength Q0 kN | 每米重量 Weight per meter q kg/m | 型号 Type |
|------------------------------|------------------------|---|---|--|-----------------|---|-----------------|---|--|---|--|---|------------|
| | | | | d2 max mm | d3 min mm | L max mm | Lc max mm | | | | | | |
| HP41.75F3 | 41.750 | 17.00 | 20.50 | 11.00 | 8.30 | 36.00 | 39.50 | 21.40 | 3.00 | 27.00/6136 | 28.00 | 1.62 | A |
| HP41.75F6 | 41.750 | 17.10 | 20.20 | 11.11 | 8.20 | 36.70 | 37.50 | 25.26 | 3.10 | 49.00/11015 | 53.90 | 2.04 | A |
| HP50F2 | 50.000 | 31.00 | 15.00 | 13.20 | 10.20 | 36.50 | 38.00 | 25.00 | 4.00 | 40.00/9091 | 43.20 | 3.40 | B |
| DH16500HP | 50.000 | 30.00 | 10.50 | 11.40 | 8.20 | 27.40 | 28.60 | 26.00 | 3.10 | 50.00/11240 | 53.60 | 2.23 | B |
| HB50F4 | 50.000 | 30.00 | 10.00 | 11.60 | 8.00 | 26.60 | 30.00 | 25.40 | 3.00 | 60.00/13635 | 67.20 | 2.03 | B |
| HB50F1 - C30 | 50.000 | 30.00 | 10.00 | 12.00 | 8.20 | 26.50 | 28.10 | 26.00 | 3.00 | 45.00/11016 | 49.50 | 2.36 | B |
| HB50.8 | 50.800 | 30.00 | 10.50 | 11.40 | 8.20 | 27.40 | 28.60 | 26.00 | 3.10 | 50.00/11240 | 53.60 | 2.56 | B |
| HB50.8F4 | 50.800 | 30.00 | 10.50 | 13.60 | 8.20 | 27.40 | 28.90 | 26.00 | 3.10 | 42.00/9545 | 48.20 | 2.28 | B |
| HB50.8F14 | 50.800 | 30.00 | 10.00 | 11.60 | 8.00 | 26.60 | 30.00 | 25.40 | 3.00 | 60.00/13635 | 67.20 | 2.01 | B |
| HB60F6 | 60.000 | 30.00 | 10.00 | 11.60 | 8.00 | 26.60 | 30.00 | 26.00 | 3.00 | 46.00/10341 | 50.60 | 2.06 | B |
| HB60F7 | 60.000 | 30.00 | 10.00 | 11.60 | 8.00 | 26.60 | 30.00 | 25.40 | 3.00 | 60.00/13635 | 66.00 | 1.82 | B |
| HB63 | 63.000 | 30.00 | 10.00 | 11.40 | 8.10 | 26.70 | 28.10 | 26.50 | 3.10 | 50.00/11240 | 53.60 | 2.07 | B |
| HB63F1 | 63.000 | 40.00 | 10.00 | 11.40 | 8.10 | 26.70 | 28.10 | 26.50 | 3.10 | 50.00/11240 | 53.60 | 2.27 | B |
| HB63F2 | 63.000 | 40.00 | 20.00 | 11.40 | 8.10 | 36.70 | 38.10 | 26.50 | 3.10 | 50.00/11240 | 53.60 | 3.20 | B |
| HB63F3 | 63.000 | 40.00 | 15.00 | 11.40 | 8.20 | 35.60 | 37.00 | 26.50 | 4.00 | 35.00/7955 | 38.50 | 3.90 | B |
| HB63F4 | 63.000 | 30.00 | 20.00 | 11.40 | 8.10 | 36.70 | 38.10 | 26.50 | 3.10 | 50.00/11240 | 53.60 | 2.97 | B |
| HB63F6 | 63.000 | 30.00 | 10.00 | 11.70 | 8.20 | 26.70 | 28.10 | 26.50 | 3.10 | 50.00/11240 | 56.70 | 2.08 | B |
| HB63F7 | 63.000 | 40.00 | 18.00 | 14.00 | 10.20 | 38.00 | 39.50 | 28.00 | 4.00 | 50.00/11240 | 56.70 | 4.26 | B |
| HB63F8 | 63.000 | 30.00 | 20.00 | 11.70 | 8.10 | 36.50 | 38.00 | 26.50 | 3.10 | 50.00/11240 | 56.70 | 2.91 | B |
| HB63F14 | 63.000 | 30.00 | 10.00 | 11.40 | 8.10 | 30.20 | 31.60 | 26.50 | 4.00 | 50.00/11240 | 55.00 | 2.45 | B |
| HB63.5F3 | 63.500 | 31.00 | 15.00 | 14.00 | 8.20 | 31.00 | 33.00 | 28.00 | 3.00 | 34.00/7647 | 38.00 | 2.75 | B |
| HB80F3 | 80.000 | 45.00 | 20.00 | 24.00 | 18.00 | 39.00 | 40.60 | 40.00 | 3.50 | 75.00/16858 | 82.50 | 4.60 | B |
| HB100 | 100.000 | 30.00 | 10.50 | 11.40 | 8.20 | 27.40 | 28.60 | 26.00 | 3.10 | 50.00/11240 | 53.60 | 1.56 | B |
| HB100F8 | 100.000 | 30.00 | 10.00 | 11.60 | 8.00 | 26.60 | 30.00 | 25.40 | 3.00 | 60.00/13635 | 67.20 | 1.37 | B |
| HB100F16 | 100.000 | 35.00 | 16.00 | 13.00 | 8.20 | 38.60 | 40.00 | 30.00 | 4.00 | 86.24/19337 | 95.00 | 3.26 | B |

空心销轴输送链 Hollow pin conveyor chains



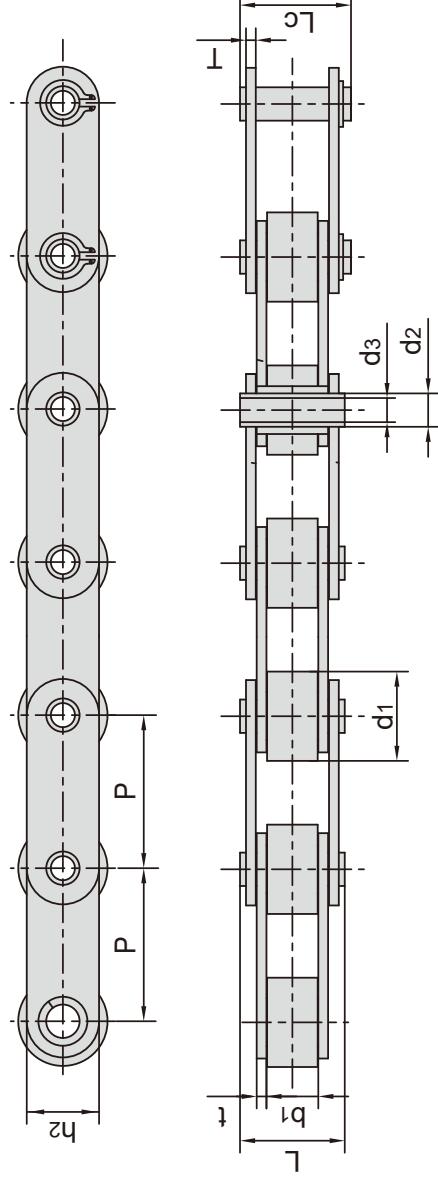
| 东华链号 Donghua Chain No. | 节距 Pitch | 滚子直径 Roller diameter | 内节内宽 Width between inner plates | 销轴直径 Pin diameter | | 销轴长度 Pin length | | 内链板高度 Inner plate depth | 链板厚度 Plate thickness | 抗拉强度 Tensile strength | 平均抗拉强度 Average tensile strength | 每米重量 Weight per meter |
|------------------------------|-------------|----------------------------|--|-------------------------|-----------------|-----------------------|-----------------|----------------------------------|----------------------------|-----------------------------|--|--------------------------------|
| | P mm | d1 max mm | b1 min mm | d2 max mm | d3 min mm | L max mm | Lc max mm | h2 max mm | t/T max mm | Q min kN/lbf | Q0 kN | q kg/m |
| C12AHB | 19.05 | 11.91 | 12.70 | 7.00 | 5.01 | 25.50 | 26.6 | 18.0 | 2.42 | 20.0/4545 | 22.40 | 1.58 |
| C12BHP | 19.05 | 12.07 | 11.68 | 6.50 | 4.00 | 21.60 | 22.8 | 15.9 | 1.85 | 20.0/4545 | 22.40 | 1.22 |
| C2042HP | 25.40 | 15.88 | 7.85 | 5.63 | 4.00 | 16.50 | 17.6 | 12.0 | 1.50 | 11.0/2500 | 12.60 | 0.78 |
| C2042H-HP | 25.40 | 15.88 | 7.85 | 5.63 | 4.00 | 18.80 | 19.9 | 12.0 | 2.03 | 11.0/2500 | 13.20 | 0.95 |
| C2052HP | 31.75 | 19.05 | 9.53 | 7.22 | 5.12 | 20.50 | 21.8 | 15.0 | 2.03 | 20.4/4636 | 22.80 | 1.25 |
| C2052HPF1 | 31.75 | 19.05 | 9.40 | 7.03 | 5.12 | 20.00 | 21.5 | 15.3 | 1.85 | 15.0/3409 | 17.30 | 1.21 |
| C2052HPF3 | 31.75 | 19.05 | 9.53 | 7.02 | 5.13 | 20.10 | 21.6 | 15.09 | 2.03 | 19.6/4455 | 21.60 | 1.20 |
| C2052H-HP | 31.75 | 19.05 | 9.53 | 7.22 | 5.12 | 22.10 | 23.4 | 15.0 | 2.42 | 20.4/4545 | 23.50 | 1.44 |
| C2062HP | 38.10 | 22.23 | 12.70 | 8.31 | 6.00 | 25.80 | 26.8 | 17.0 | 2.42 | 24.0/5455 | 27.10 | 1.72 |
| C2062H-HP | 38.10 | 22.23 | 12.70 | 8.31 | 6.00 | 29.20 | 30.2 | 17.0 | 3.25 | 24.0/5455 | 27.60 | 1.99 |
| C2062H-HPF3 | 38.10 | 22.23 | 12.70 | 8.31 | 6.00 | 25.80 | 26.8 | 17.0 | 2.42 | 24.0/5455 | 27.10 | 1.72 |
| C2082HP | 50.80 | 28.58 | 15.75 | 11.40 | 8.05 | 32.40 | 33.8 | 24.0 | 3.25 | 50.0/11364 | 52.00 | 2.82 |
| C2082H-HP | 50.80 | 28.58 | 15.75 | 11.40 | 8.05 | 35.70 | 37.0 | 24.0 | 4.00 | 50.0/11364 | 56.50 | 3.34 |
| C1655HP | 50.80 | 30.00 | 10.50 | 13.00 | 8.20 | 27.40 | 28.9 | 26.0 | 3.10 | 42.0/9545 | 48.20 | 2.72 |
| 63HPF1 | 63.00 | 40.00 | 15.00 | 16.00 | 12.10 | 35.00 | 36.2 | 28.5 | 4.00 | 50.0/11364 | 56.70 | 4.20 |
| C2102HP | 63.50 | 39.67 | 18.90 | 13.60 | 9.50 | 40.30 | 42.0 | 30.0 | 4.00 | 60.0/13636 | 72.00 | 5.13 |
| DH4202HP | 50.80 | 31.80 | 15.00 | 14.00 | 10.10 | 36.30 | 39.0 | 26.0 | 3.80 | 42.0/9545 | 51.60 | 3.75 |
| DH4203HP | 76.20 | 31.80 | 15.00 | 14.00 | 10.10 | 36.30 | 39.0 | 26.0 | 3.80 | 42.0/9545 | 47.10 | 3.01 |
| DH8403HP | 76.20 | 47.60 | 19.00 | 19.05 | 13.60 | 43.80 | 46.3 | 39.0 | 5.1/3.8 | 84.3/19159 | 130.30 | 6.81 |
| DH42035HP | 88.90 | 31.80 | 15.00 | 14.00 | 10.10 | 36.30 | 39.0 | 26.0 | 3.80 | 42.0/9545 | 51.10 | 2.79 |
| DH4204HP | 101.60 | 31.80 | 15.00 | 14.00 | 10.10 | 36.30 | 39.0 | 26.0 | 3.80 | 42.0/9545 | 51.60 | 2.63 |
| DH8404HP | 101.60 | 47.60 | 19.00 | 19.05 | 13.60 | 43.80 | 46.3 | 39.0 | 5.1/3.8 | 84.3/19159 | 130.30 | 5.78 |
| DH8406HP | 152.40 | 47.60 | 19.00 | 19.05 | 13.60 | 43.80 | 46.3 | 39.0 | 5.1/3.8 | 84.0/19091 | 130.30 | 5.18 |
| HB25.4F2 | 25.40 | 15.89 | 17.26 | 9.00 | 6.35 | 31.30 | 32.5 | 20.0 | 2.50 | 20.0/4545 | 22.40 | 1.97 |
| HB25.4F4 | 25.40 | 20.00 | 11.00 | 12.00 | 8.35 | 27.00 | 28.4 | 24.0 | 3.00 | 32.0/7273 | 35.80 | 2.48 |
| HB38.1F2 | 38.10 | 25.40 | 12.70 | 9.50 | 6.60 | 26.60 | 28.0 | 19.1 | 2.30 | 20.0/4545 | 22.40 | 2.07 |
| HB38.1F6-R | 38.10 | 25.40 | 15.20 | 14.00 | 10.20 | 34.50 | 36.5 | 27.0 | 3.70 | 45.0/10228 | 49.50 | 3.20 |
| HB40F1 | 40.00 | 22.00 | 9.00 | 9.00 | 6.00 | 23.00 | 24.5 | 18.0 | 2.50 | 20.0/4546 | 22.00 | 1.58 |
| HB41.4 | 41.40 | 25.40 | 15.00 | 13.80 | 10.50 | 35.50 | 37.0 | 32.0 | 4.00 | 45.0/10227 | 48.00 | 4.20 |

空心销轴输送链 Hollow pin conveyor chains



| 东华链号 Donghua Chain No. | 节距 Pitch | 滚子直径 Roller diameter | 内节内宽 Width between inner plates | 销轴直径 Pin diameter | | 销轴长度 Pin length | | 内链板高度 Inner plate depth | 链板厚度 Plate thickness | 抗拉强度 Tensile strength | 平均抗拉强度 Average tensile strength | 每米重量 Weight per meter |
|------------------------------|-------------|----------------------------|--|-------------------------|-----------------|-----------------------|-----------------|----------------------------------|----------------------------|-----------------------------|--|--------------------------------|
| | P mm | d1 max mm | b1 min mm | d2 max mm | d3 min mm | L max mm | Lc max mm | h2 max mm | t/T max mm | Q min kN/lbf | Q0 kN | q kg/m |
| HB50 | 50.00 | 31.00 | 15.00 | 14.00 | 10.20 | 36.00 | 37.5 | 25.0 | 4.00 | 40.0/9091 | 43.20 | 3.98 |
| HB50F9 | 50.00 | 18.00 | 11.50 | 8.20 | 6.00 | 27.40 | 28.4 | 25.0 | 3.00 | 15.0/3409 | 17.30 | 2.00 |
| HB50F12 | 50.00 | 25.00 | 11.60 | 9.00 | 6.20 | 26.00 | 27.4 | 20.0 | 2.50 | 20.0/4545 | 22.40 | 1.77 |
| HB50.42 | 50.42 | 37.30 | 15.00 | 14.00 | 10.20 | 36.00 | 37.5 | 26.2 | 4.00 | 40.0/9090 | 44.80 | 4.46 |
| HB50.8F3 | 50.80 | 30.00 | 16.00 | 14.00 | 9.00 | 36.40 | 37.5 | 25.5 | 3.1 | 42.0/9545 | 47.00 | 3.20 |
| HB50.8F8 | 50.80 | 32.00 | 20.00 | 19.10 | 12.40 | 44.60 | 46.4 | 40.0 | 5.00/4.00 | 100.0/22727 | 108.00 | 6.75 |
| HB50.8F9 | 50.80 | 35.00 | 12.00 | 15.50 | 10.20 | 36.00 | 37.3 | 30.0 | 5.00 | 70.0/15909 | 77.00 | 4.92 |
| HB50.8F11 | 50.80 | 38.10 | 16.00 | 13.80 | 9.70 | 37.20 | 39.5 | 25.4 | 3.90 | 57.0/12814 | 62.70 | 5.01 |
| HB50.8F12 | 50.80 | 28.58 | 16.00 | 14.00 | 9.00 | 36.40 | 37.5 | 25.5 | 3.50 | 42.0/9545 | 47.00 | 3.26 |
| HB50.8F18 | 50.80 | 38.10 | 16.00 | 13.80 | 9.70 | 37.20 | 39.5 | 25.4 | 4.80/3.90 | 57.0/12814 | 62.70 | 4.85 |
| HB50.8F20 | 50.80 | 38.10 | 15.20 | 14.28 | 9.50 | 36.60 | 37.2 | 26.4 | 4.00 | 40.0/8992 | 44.00 | 4.88 |
| HB50.8F26 | 50.80 | 30.00 | 16.00 | 14.00 | 9.00 | 38.40 | 39.5 | 27.0 | 4.00 | 60.0/13635 | 67.20 | 3.98 |
| HB55F2 | 55.00 | 20.00 | 14.00 | 9.00 | 6.00 | 29.00 | 31.0 | 20.0 | 2.50 | 18.0/4180 | 19.20 | 1.54 |
| HB57 | 57.00 | 30.00 | 10.00 | 13.00 | 10.20 | 26.40 | 27.5 | 26.0 | 3.00 | 28.0/6298 | 30.00 | 1.84 |
| HB63F11 | 63.00 | 40.00 | 20.00 | 20.00 | 18.00 | 42.50 | 43.5 | 42.0 | 4.00 | 46.0/10454 | 50.60 | 5.83 |
| HB63F12 | 63.00 | 30.00 | 10.00 | 11.40 | 8.10 | 26.70 | 28.1 | 26.5 | 3.10 | 50.0/11364 | 56.50 | 2.39 |
| HB63.5F1 | 63.50 | 32.00 | 15.00 | 16.00 | 12.20 | 32.00 | 33.0 | 25.0 | 3.00 | 20.4/4636 | 22.80 | 2.69 |
| HB65 | 65.00 | 45.00 | 20.00 | 25.00 | 18.00 | 38.00 | 40.0 | 40.0 | 3.00 | 46.0/10454 | 50.60 | 4.49 |
| HB65F1 | 65.00 | 40.00 | 20.00 | 14.00 | 10.05 | 40.40 | 42.0 | 35.0 | 4.00 | 50.0/11364 | 55.00 | 5.93 |
| HB75 | 75.00 | 40.00 | 22.00 | 18.00 | 12.20 | 42.00 | 44.0 | 35.0 | 4.00 | 60.0/13636 | 72.00 | 5.57 |
| HB76.2 | 76.20 | 31.75 | 15.50 | 12.70 | 9.50 | 35.50 | 37.0 | 26.0 | 4.00 | 42.0/9545 | 49.20 | 3.25 |
| HB76.2F2 | 76.20 | 47.60 | 20.00 | 24.00 | 18.50 | 44.50 | 46.1 | 40.0 | 5.0/4.0 | 79.0/17935 | 92.50 | 6.77 |
| HB76.2F6 | 76.20 | 44.45 | 23.00 | 17.48 | 13.49 | 44.20 | 46.5 | 35.0 | 4.00 | 75.0/17044 | 82.50 | 6.27 |
| HB76.2F9 | 76.20 | 47.60 | 17.50 | 22.00 | 16.60 | 46.00 | 47.6 | 38.0 | 6.00 | 56.0/12596 | 61.50 | 7.52 |
| HB80 | 80.00 | 50.00 | 20.00 | 24.00 | 18.50 | 44.50 | 46.1 | 40.0 | 5.0/4.0 | 79.0/17953 | 92.50 | 6.81 |
| HB80F4 | 80.00 | 50.00 | 20.00 | 24.00 | 18.50 | 50.50 | 51.8 | 40.0 | 6.00 | 120.0/26977 | 132.00 | 8.10 |
| HB86 | 86.00 | 45.00 | 15.00 | 19.00 | 14.50 | 40.00 | 41.5 | 35.0 | 5.00/4.00 | 85.0/19119 | 95.00 | 5.14 |
| HB100F3 | 100.00 | 30.00 | 24.00 | 15.95 | 10.30 | 46.00 | 47.3 | 35.0 | 4.00 | 75.0/17046 | 84.70 | 4.04 |
| HB100F6 | 100.00 | 60.00 | 31.00 | 27.00 | 19.00 | 59.00 | 60.8 | 50.0 | 6.00/5.00 | 150.0/34088 | 160.00 | 11.50 |

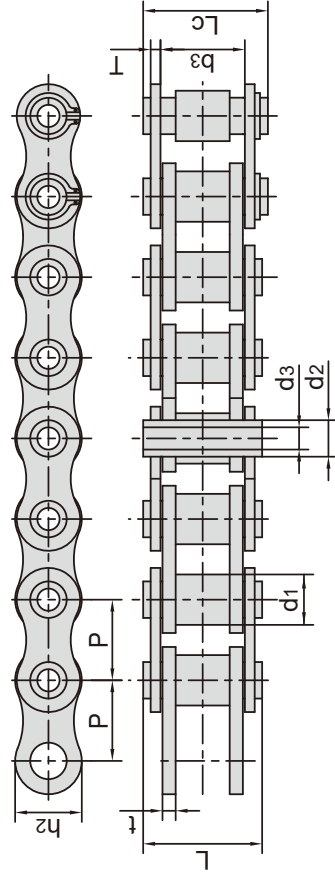
空心销轴输送链 Hollow pin conveyor chains



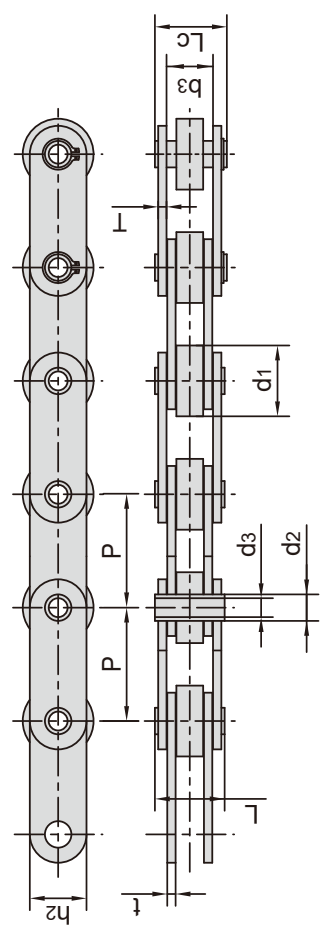
| 东华链号 Donghua Chain No. | 节距 Pitch P | 滚子直径 Roller diameter d1 max mm | 内节内宽 Width between inner plates b1 min mm | 销轴直径 Pin diameter d2 max mm | | 销轴长度 Pin length L max mm | | 内链板高度 Inner plate depth h2 max mm | 链板厚度 Plate thickness t/T max mm | 抗拉强度 Tensile strength Q min kN/lbf | 平均抗拉强度 Average tensile strength Q0 kN | 每米重量 Weight per meter q kg/m |
|------------------------------|------------------|---|---|--|-----------------|---|------|---|--|---|--|---|
| | | | | d3 min mm | Lc max mm | | | | | | | |
| HB100F7 | 100.00 | 30.00 | 15.00 | 16.00 | 12.30 | 36.50 | 37.8 | 35.0 | 4.00 | 75.0/17046 | 84.70 | 3.49 |
| HB100F9 | 100.00 | 45.00 | 32.80 | 18.00 | 12.40 | 49.00 | 49.0 | 35.0 | 5.00 | 75.0/17046 | 84.70 | 6.14 |
| HB100F10 | 100.00 | 45.00 | 22.00 | 18.00 | 12.10 | 48.50 | 49.7 | 35.0 | 5.00 | 75.0/17046 | 84.70 | 6.05 |
| HB100F11 | 100.00 | 40.00 | 20.60 | 16.00 | 12.50 | 42.10 | 43.4 | 35.0 | 4.00 | 75.0/17046 | 84.70 | 4.58 |
| HB100F13 | 100.00 | 48.00 | 25.00 | 16.00 | 11.30 | 51.00 | 52.8 | 35.0 | 5.00 | 95.0/21356 | 104.50 | 7.03 |
| HB100F14 | 100.00 | 37.70 | 22.20 | 18.00 | 12.40 | 45.30 | 46.3 | 35.0 | 4.15 | 64.0/14395 | 70.00 | 4.79 |
| HB100F18 | 100.00 | 31.80 | 17.00 | 14.00 | 10.40 | 39.50 | 41.0 | 26.0 | 3.80 | 42.0/9545 | 47.00 | 2.82 |
| HB100F19 | 100.00 | 40.00 | 22.00 | 18.00 | 12.20 | 44.70 | 45.9 | 35.0 | 4.00 | 75.0/16869 | 82.50 | 5.18 |
| HB100F20 | 100.00 | 38.00 | 19.00 | 21.00 | 13.00 | 48.00 | 48.0 | 50.0 | 4.80 | 112.0/25192 | 123.20 | 6.60 |
| HB125 | 125.00 | 70.00 | 37.00 | 26.00 | 16.20 | 73.50 | 75.0 | 60.0 | 7.00 | 250.0/56202 | 275.00 | 17.56 |
| HB127F1 | 127.00 | 66.70 | 25.40 | 26.90 | 20.10 | 62.00 | 64.0 | 50.0 | 6.30 | 107.0/24067 | 118.00 | 11.30 |
| HB150F1 | 150.00 | 60.00 | 22.00 | 24.00 | 18.00 | 49.50 | 51.5 | 45.0 | 5.00 | 100.0/22727 | 110.00 | 7.55 |
| HB152F3 | 152.00 | 70.00 | 24.50 | 26.00 | 20.00 | 55.00 | 57.0 | 51.0 | 6.00 | 150.0/33721 | 165.00 | 11.60 |
| HP40 | 40.00 | 22.00 | 8.75 | 9.00 | 6.00 | 23.00 | 24.2 | 18.0 | 2.50 | 27.0/4545 | 28.00 | 1.49 |
| HP50 | 50.00 | 31.00 | 14.50 | 13.20 | 10.40 | 31.10 | 32.5 | 25.0 | 3.10 | 30.0/6818 | 34.20 | 3.29 |
| HP50F4 | 50.00 | 31.00 | 15.00 | 13.20 | 10.20 | 36.50 | 38.0 | 25.0 | 4.00 | 40.0/9091 | 44.80 | 3.73 |
| HP50.8 | 50.80 | 26.00 | 15.88 | 20.00 | 14.30 | 41.00 | 42.2 | 38.1 | 4.80 | 100.0/22727 | 108.00 | 5.32 |
| HP76.2F7 | 76.20 | 38.00 | 17.00 | 15.00 | 9.53 | 43.50 | 44.6 | 30.0 | 5.00 | 90.0/20243 | 99.00 | 4.85 |
| HP76.2F9 | 76.20 | 44.45 | 26.00 | 17.80 | 12.50 | 51.70 | 52.4 | 39.0 | 5.10/4.00 | 84.3/18961 | 92.50 | 7.64 |
| HP100 | 100.00 | 45.00 | 22.00 | 16.00 | 12.00 | 46.00 | 47.5 | 35.0 | 5.00 | 75.0/17044 | 90.00 | 6.20 |
| HP100F1 | 100.00 | 45.00 | 22.00 | 18.00 | 12.00 | 47.20 | 48.5 | 35.0 | 5.00 | 75.0/17044 | 90.00 | 6.15 |
| HP101.6F1 | 101.60 | 47.60 | 19.00 | 19.00 | 13.20 | 46.20 | 48.0 | 40.0 | 5.00/4.00 | 53.0/12045 | 58.20 | 6.09 |
| HP101.6F2 | 101.60 | 66.70 | 25.40 | 26.90 | 20.10 | 59.20 | 60.7 | 51.0 | 7.10/5.10 | 150.0/34088 | 160.00 | 14.23 |
| HP101.6F6 | 101.60 | 47.60 | 20.50 | 21.00 | 16.11 | 45.00 | 46.5 | 40.0 | 5.00/4.00 | 60.0/13488 | 66.00 | 6.20 |
| HP101.6F8 | 101.60 | 63.50 | 27.50 | 19.05 | 13.10 | 60.70 | 65.5 | 50.8 | 6.40 | 120.0/26977 | 132.00 | 13.12 |
| HP130 | 130.00 | 40.00 | 21.00 | 18.10 | 12.10 | 41.30 | 42.5 | 35.0 | 3.80 | 80.0/18183 | 89.60 | 4.21 |
| HP152 | 152.40 | 66.70 | 25.40 | 26.90 | 19.56 | 57.20 | 59.5 | 50.8 | 7.10/5.10 | 94.0/21362 | 107.80 | 9.90 |
| HP152.4F1 | 152.40 | 47.60 | 19.00 | 19.00 | 13.20 | 46.20 | 48.0 | 40.0 | 5.00/4.00 | 54.0/12270 | 59.50 | 5.00 |
| HP152.4F4 | 152.40 | 64.00 | 25.40 | 29.00 | 21.00 | 59.50 | 60.1 | 50.0 | 8.00/5.00 | 71.3/16028 | 78.43 | 9.82 |

空心销轴输送链 Hollow pin conveyor chains

A型
Type A



B型
Type B



| 东华链号 Donghua Chain No. | 节距 Pitch P mm | 滚子直径 Roller diameter d1 max mm | 外节内宽 Width between outer plates b3 min mm | 销轴直径 Pin diameter d2 max mm | | 销轴长度 Pin length L max mm | 内链板高度 Inner plate depth h2 max mm | 链板厚度 Plate thickness t/T max mm | 抗拉强度 Tensile strength Q min kN/lbf | 平均抗拉强度 Average tensile strength Q0 kN | 每米重量 Weight per meter q kg/m | 型号 Type |
|------------------------------|------------------------|---|---|--|-----------------|---|---|--|---|--|---|------------|
| | | | | d3 min mm | Lc max mm | | | | | | | |
| 08BHPF2 | 12.700 | 8.51 | 13.20 | 6.65 | 5.20 | 18.00 | 11.8 | 1.6/1.3 | 10.0/2273 | 11.4 | 0.50 | A |
| 08BHPF3 | 12.700 | 8.51 | 13.40 | 6.65 | 4.00 | 19.00 | 11.8 | 1.70 | 14.0/3182 | 16.8 | 0.69 | A |
| HB12.7 | 12.700 | 8.51 | 13.40 | 6.65 | 4.10 | 19.00 | 11.8 | 1.70 | 14.0/3182 | 16.8 | 0.69 | A |
| 08BHPF8 | 12.700 | 8.51 | 11.30 | 6.30 | 4.50 | 16.70 | 11.8 | 1.60 | 11.0/2500 | 12.1 | 0.80 | A |
| 40HPF1-D3 | 12.700 | 8.51 | 11.60 | 6.35 | 4.36 | 20.60 | 12.0 | 1.50 | 11.0/2500 | 12.1 | 0.77 | A |
| 41HP | 12.700 | 7.77 | 9.20 | 5.63 | 4.19 | 13.75 | 9.91 | 1.30 | 4.0/899 | 4.4 | 0.35 | A |
| 10BHPF1 | 15.875 | 10.16 | 13.41 | 7.03 | 5.00 | 19.20 | 14.0 | 1.85 | 17.0/3864 | 20.6 | 0.83 | A |
| 10BHPF2 | 15.875 | 10.16 | 10.40 | 7.03 | 5.00 | 17.00 | 14.0 | 1.85 | 15.0/3409 | 17.3 | 0.74 | A |
| 50HPF1 | 15.875 | 10.16 | 13.60 | 7.03 | 5.13 | 20.70 | 14.4 | 2.03 | 18.0/4091 | 21.6 | 0.92 | A |
| 12BHPF1 | 19.050 | 12.07 | 16.00 | 8.03 | 5.40 | 22.70 | 15.8 | 1.85 | 25.0/5682 | 28.8 | 1.09 | A |
| 60HPF2 | 19.050 | 11.91 | 11.23 | 5.63 | 4.05 | 16.50 | 10.4 | 1.50 | 10.0/2273 | 10.8 | 0.62 | A |
| C12BHPF9 | 19.050 | 12.07 | 15.80 | 8.03 | 5.00 | 22.40 | 16.1 | 1.85 | 25.0/5682 | 28.8 | 1.26 | B |
| 12BHPF9 | 19.050 | 12.07 | 15.80 | 8.03 | 5.00 | 22.40 | 16.1 | 1.85 | 25.0/5682 | 28.8 | 1.18 | A |
| 60HPF3 | 19.050 | 11.91 | 17.20 | 8.40 | 6.10 | 24.70 | 18.0 | 2.03 | 20.0/4546 | 24.0 | 1.54 | A |
| 16BHPF1 | 25.400 | 15.88 | 25.58 | 11.50 | 8.10 | 36.50 | 21.0 | 4.15/3.10 | 45.0/10227 | 52.2 | 2.21 | A |
| HB38.1F7 | 38.100 | 22.20 | 17.50 | 11.00 | 8.30 | 25.00 | 18.0 | 2.50 | 20.0/4545 | 22.4 | 1.46 | A |
| HB38.1F9 | 38.100 | 18.00 | 22.60 | 14.00 | 10.00 | 32.50 | 26.5 | 3.00 | 40.0/9090 | 44.0 | 2.40 | B |
| HP38.1F10 | 38.100 | 17.95 | 23.50 | 13.60 | 10.44 | 36.00 | 28.4 | 3.70 | 70.0/15736 | 77.0 | 2.66 | A |
| 32BHP | 50.800 | 29.21 | 45.70 | 24.10 | 18.25 | 66.00 | 42.0 | 7.00/6.00 | 155.0/34864 | 170.0 | 7.40 | A |
| 63HP | 63.000 | 40.00 | 23.50 | 16.00 | 12.00 | 35.30 | 28.6 | 4.00 | 65.0/14773 | 71.5 | 4.14 | B |
| 63HPF2 | 63.000 | 40.00 | 25.80 | 14.00 | 8.08 | 39.10 | 20.0 | 5.00 | 50.0/11364 | 65.7 | 4.17 | B |
| 63HPF4 | 63.000 | 40.00 | 23.50 | 16.00 | 12.20 | 34.70 | 28.6 | 4.00 | 44.0/10000 | 57.2 | 4.13 | B |
| 63HPF6 | 63.000 | 40.00 | 28.94 | 16.00 | 10.30 | 41.80 | 28.6 | 4.00 | 44.0/10000 | 57.2 | 5.18 | B |
| 63HPF11 | 63.000 | 40.00 | 23.50 | 16.00 | 12.20 | 34.70 | 28.6 | 4.00 | 65.0/147333 | 71.5 | 4.25 | B |
| 63HPF12 | 63.000 | 40.00 | 23.50 | 16.00 | 12.20 | 34.70 | 28.0 | 4.00 | 44.0/10000 | 57.2 | 4.02 | B |
| HB63F17 | 63.000 | 40.00 | 23.40 | 18.00 | 12.20 | 37.00 | 25.0 | 4.00 | 40.0/9090 | 44.0 | 4.13 | B |
| C2122HPF1 | 76.200 | 47.60 | 29.00 | 17.81 | 12.70 | 43.30 | 38.1 | 4.80 | 53.3/12123 | 59.2 | 7.05 | B |
| HP101.6F6 | 101.600 | 47.60 | 30.50 | 21.00 | 16.11 | 45.00 | 40.0 | 5.00/4.00 | 60.0/13636 | 72.0 | 6.20 | B |
| HP130 | 130.000 | 40.00 | 29.20 | 18.10 | 12.10 | 41.30 | 35.0 | 3.80 | 80.0/17994 | 88.0 | 3.90 | B |
| HP150F1 | 150.000 | 60.00 | 43.50 | 24.00 | 18.20 | 59.00 | 45.0 | 5.00 | 140.0/31490 | 154.0 | 8.52 | B |

自动扶梯梯级链 Escalator step chains

商用型
Commercial type for commercial use



| 节距 Pitch | 梯级距 Step distance | 抗拉强度 Tensile strength |
|-------------|----------------------|--------------------------|
| 133.33 | 400.0 | 75 kN~260 kN |
| 135.46 | 406.4 | 70 kN~155 kN |
| 68.40 | 410.4 | 98 kN~161.4 kN |
| 135.00 | 405.0 | 130 kN~205 kN |
| 136.00 | 410.4 | 80 kN~160 kN |

自动扶梯梯级链 Escalator step chains

免润滑型
Free of lubrication type



| 节距 Pitch | 梯级距 Step distance | 抗拉强度 Tensile strength |
|-------------|----------------------|--------------------------|
| 133.33 | 400.0 | 88 kN~380 kN |
| 135.46 | 406.4 | 123 kN~160 kN |
| 101.15 | 404.6 | 150 kN~300 kN |
| 100.00 | 400.0 | 240 kN~320 kN |

自动扶梯梯级链 Escalator step chains

公共交通型
Public transport type for public transport



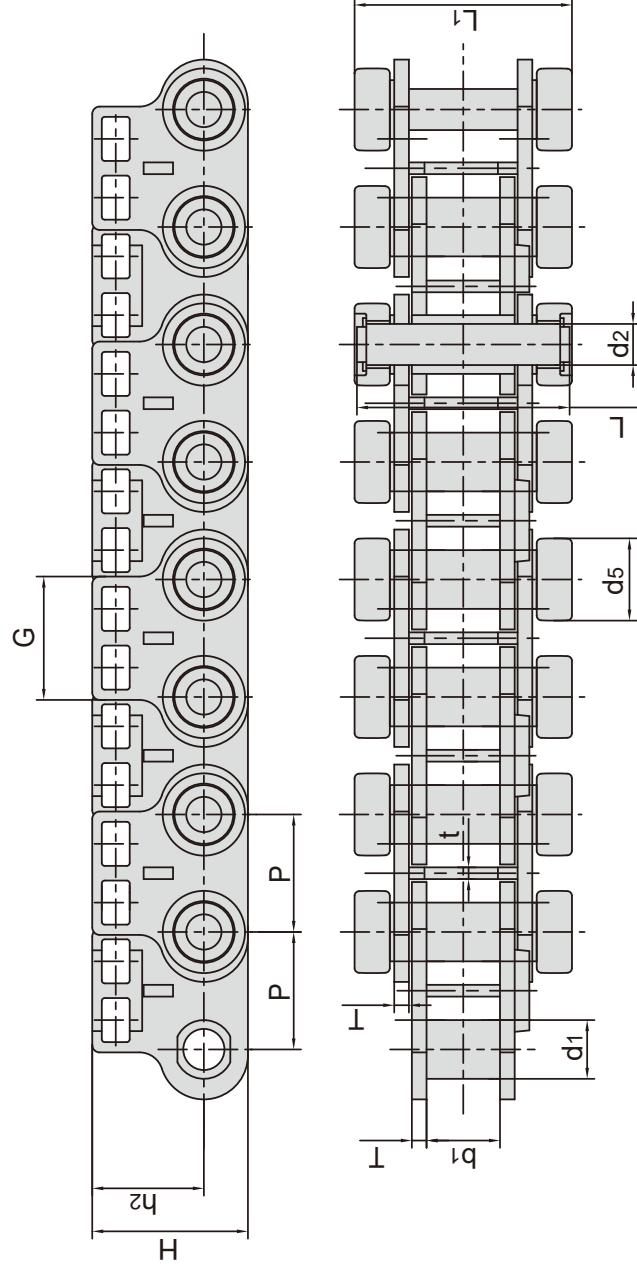
| 节距 Pitch | 梯级距 Step distance | 抗拉强度 Tensile strength |
|-------------|----------------------|--------------------------|
| 133.33 | 400.0 | 130 kN~520 kN |
| 135.46 | 406.4 | 150 kN~400 kN |
| 101.15 | 404.6 | 120 kN~450 kN |
| 102.60 | 410.4 | 170 kN~360 kN |

自动人行道踏板链
Moving walk pallet chains



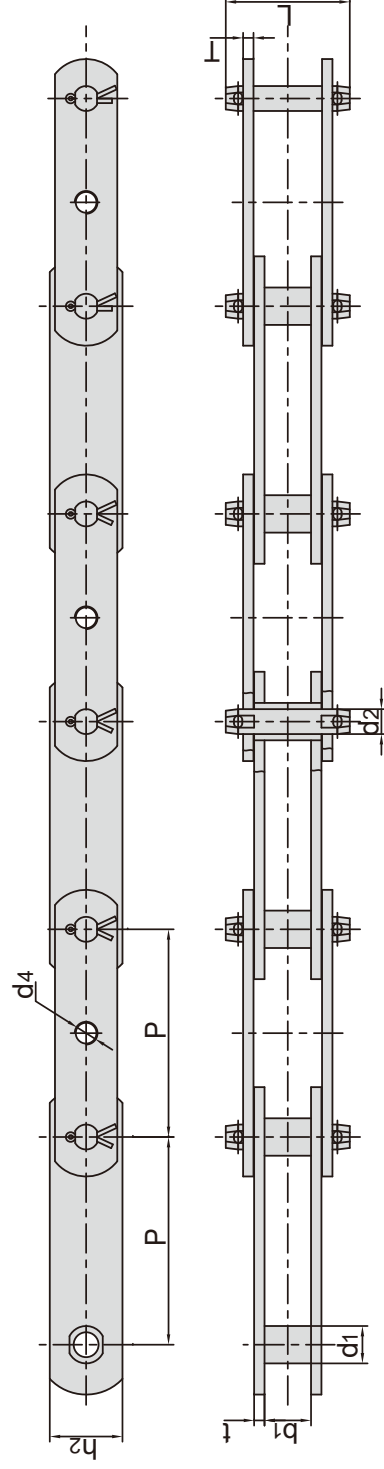
| 节距 Pitch | 梯级距 Step distance | 抗拉强度 Tensile strength |
|-------------|----------------------|--------------------------|
| 133.33 | 400.0 | 90 kN~180 kN |
| 135.46 | 406.4 | 127 kN~150 kN |
| 120.00 | 360.0 | 105 kN~120 kN |

人造板设备用链条 Conveyor chains for fibreboard equipment



| 东华链号 Donghua Chain No. | 节距 Pitch | 套筒直径 Bush diameter | 内节内宽 Width between inner plates | 销轴直径 Pin diameter | 销轴长度 Pin length | 链板高度 Plate depth | 链板厚度 Plate thickness | 抗拉强度 Tensile strength | 每米重量 Weight per meter |
|------------------------------|-------------|-----------------------------|--|-----------------------------|-----------------------|------------------------|----------------------------|-----------------------------|--------------------------------|
| | P mm | d ₁ max mm | b ₁ min mm | d ₂ max mm | L max mm | H max mm | T max mm | Q min kN/lbf | q kg/m |
| P40 | 40.0 | 20.0 | 25.0 | 14.0 | 73.0 | 53.0 | 5.0 | 90.0/20250 | 10.67 |

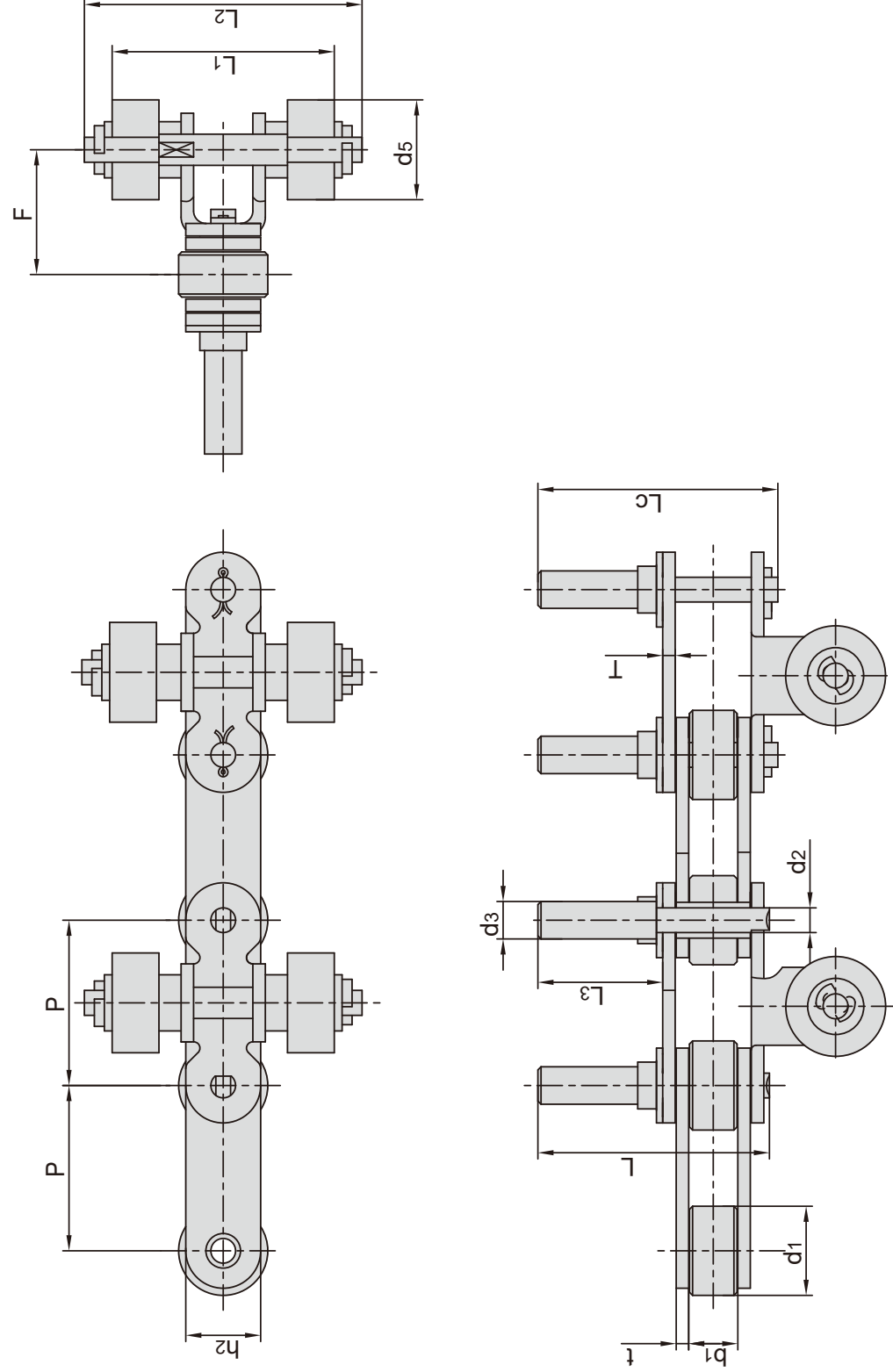
| 东华链号 Donghua Chain No. | P | G | L ₁ | d ₅ | t |
|------------------------------|------|------|----------------|----------------|-----|
| | mm | mm | mm | mm | mm |
| P40 | 40.0 | 42.0 | 75.0 | 28.0 | 4.0 |



| 东华链号 Donghua Chain No. | 节距 Pitch P mm | 套筒直径 Bush diameter d ₁ max mm | 内节内宽 Width between inner plates b ₁ min mm | 销轴直径 Pin diameter d ₂ max mm | 销轴长度 Pin length L max mm | 链板尺寸 Plate size | | 抗拉强度 Tensile strength Q min kN/lbf | 每米重量 Weight per meter q kg/m |
|------------------------------|------------------------|---|---|--|---|-----------------------------|----------------------|---|---|
| | | | | | | h ₂ max mm | d ₄ mm | | |
| P100F270GK | 100.0 | 18.0 | 22.0 | 12.0 | 60.0 | 35.0 | M10 | 98.0/22030 | 4.60 |
| P100F178 | 100.0 | 18.0 | 22.0 | 12.0 | 54.0 | 30.0 | M10 | 98.0/22030 | 4.00 |

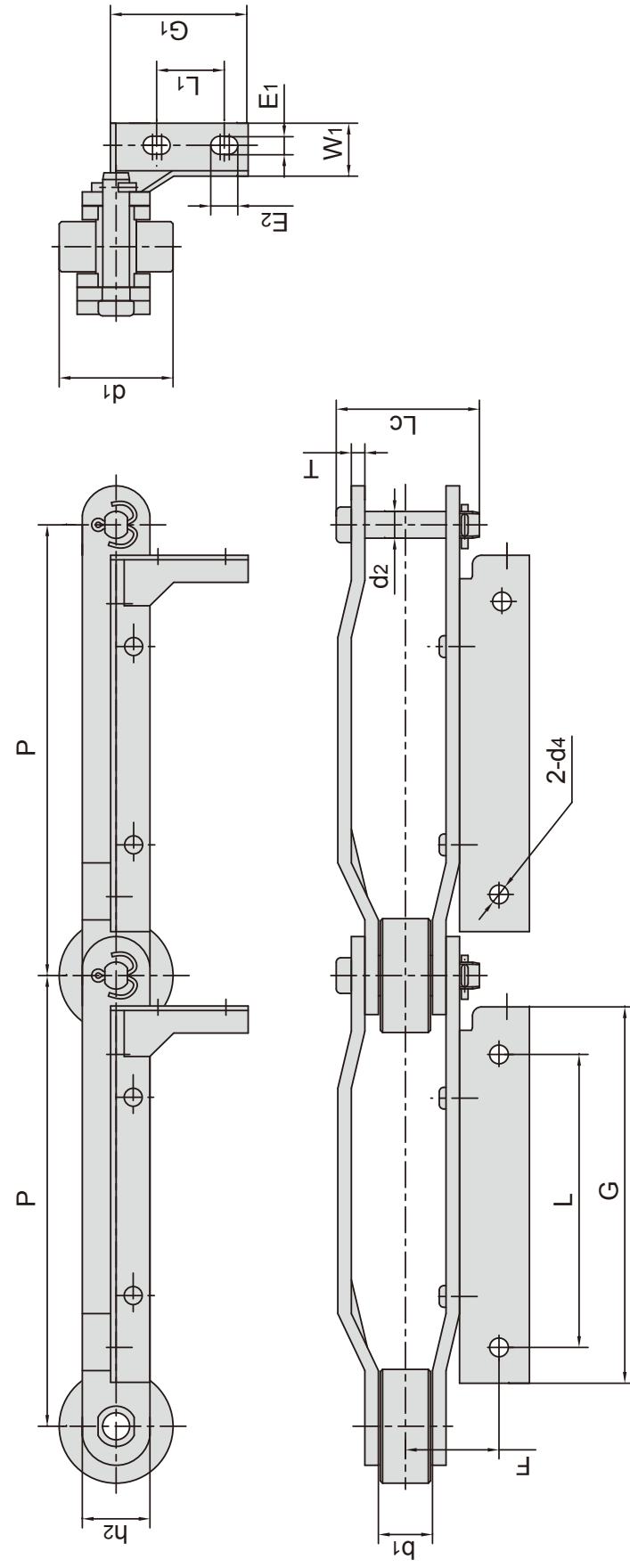
喷涂设备输送链

Conveyor chains for spraying equipment



| 东华链号 Donghua Chain No. | 节距 Pitch | 滚子直径 Roller diameter | 内节内宽 Width between inner plates | 销轴直径 Pin diameter | 销轴长度 Pin length | | | 链板尺寸 Plate dimension | | | 附件尺寸 Attachment dimension | 抗拉强度 Tensile strength | 每米重量 Weight per meter | | |
|------------------------------|-------------|----------------------------|--|-------------------------|-----------------------|------|----------|----------------------------|-----------|------------|---------------------------------|-----------------------------|--------------------------------|--------------|-------|
| | P | d1 max | b1 min | d2 max | d3 max | L3 | L max | Lc max | h2 max | t/T max | F | L1 | L2 | Q min | q |
| P38.1F28 | 38.10 | 22.23 | 12.70 | 7.92 | 10.0 | 64.5 | 101.0 | - | 20.0 | 4.0 | 30.7 | 76.5 | 87.2 | 50.00/11240 | 4.06 |
| P42.5F2 | 42.50 | 25.40 | 25.22 | 12.70 | 12.0 | 69.0 | 121.4 | 126.0 | 41.0 | 5.6 | 45.2 | 93.0 | 109.0 | 169.00/37991 | 14.25 |
| P53F2 | 53.00 | 28.58 | 15.75 | 7.92 | 12.0 | 60.0 | 94.5 | 98.0 | 24.0 | 4.0 | 40.0 | 74.0 | 89.0 | 62.36/14018 | 7.60 |

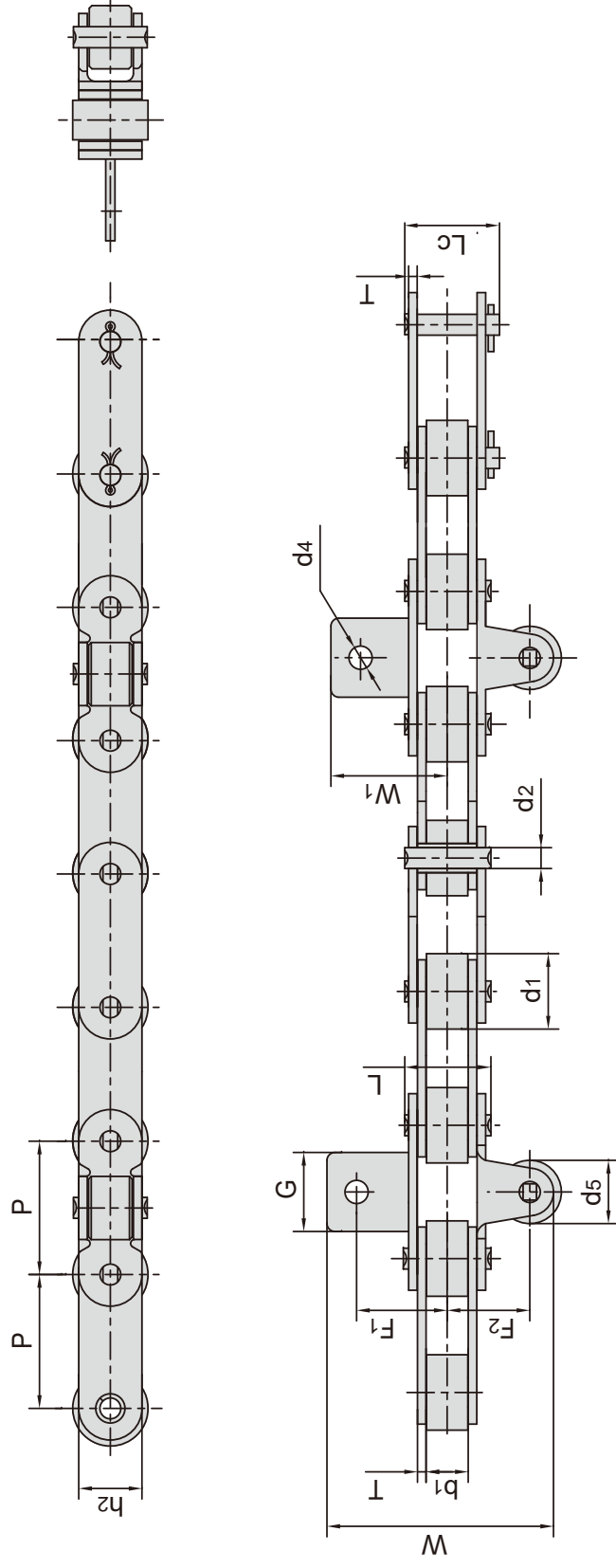
烟草机械输送链 Tobacco conveyor chains



| 东华链号 Donghua Chain No. | G | L | F | G1 | L1 | W1 | E1 | E2 | d4 |
|------------------------------|-------|-------|------|------|------|------|-----|------|-----|
| | mm | mm | mm | mm | mm | mm | mm | mm | mm |
| P200F74 | 167.0 | 130.0 | 41.5 | 60.0 | 30.0 | 23.0 | 8.0 | 12.0 | 8.0 |
| P200F132 | 168.0 | 127.0 | 44.3 | 63.0 | 27.0 | 26.0 | 7.0 | 7.0 | 8.0 |
| P200F156 | 167.0 | 130.0 | 41.2 | 60.0 | 30.0 | 23.0 | 8.0 | 12.0 | 8.0 |
| P200F177 | 170.0 | 127.0 | 48.0 | 62.0 | 27.0 | 26.0 | 7.0 | 7.0 | 7.0 |
| P203.2F2 | 170.0 | 127.0 | 39.0 | 62.0 | 27.0 | 24.0 | 6.8 | 10.8 | 6.5 |

| 东华链号 Donghua Chain No. | 节距 Pitch | 滚子直径 Roller diameter | 内节内宽 Width between inner plates | 销轴直径 Pin diameter | 销轴长度 Pin length | 链板高度 Plate depth | 链板厚度 Plate thickness | 抗拉强度 Tensile strength | 平均抗拉强度 Average tensile strength | 每米重量 Weight per meter |
|------------------------------|-------------|----------------------------|--|-------------------------|-----------------------|------------------------|----------------------------|-----------------------------|--|--------------------------------|
| | P mm | d1 max mm | b1 min mm | d2 max mm | Lc max mm | h2 max mm | T max mm | Q min kN/lbf | Q0 kN | q kg/m |
| P200F74 | 200.0 | 50.0 | 24.0 | 11.9 | 62.0 | 30.0 | 6.0 | 100/22480 | 110.0 | 6.1 |
| P200F132 | 200.0 | 50.0 | 25.5 | 14.0 | 63.0 | 35.0 | 6.0 | 130/29225 | 143.0 | 7.1 |
| P200F156 | 200.0 | 50.0 | 23.0 | 11.9 | 62.0 | 32.0 | 6.3 | 100/22480 | 110.0 | 6.4 |
| P200F177 | 200.0 | 60.0 | 26.0 | 18.0 | 75.0 | 45.0 | 8.0 | 230/51704 | 241.5 | 11.8 |
| P203.2F2 | 203.2 | 50.5 | 24.0 | 11.0 | 64.6 | 32.0 | 6.0 | 120/26977 | 130.0 | 6.2 |

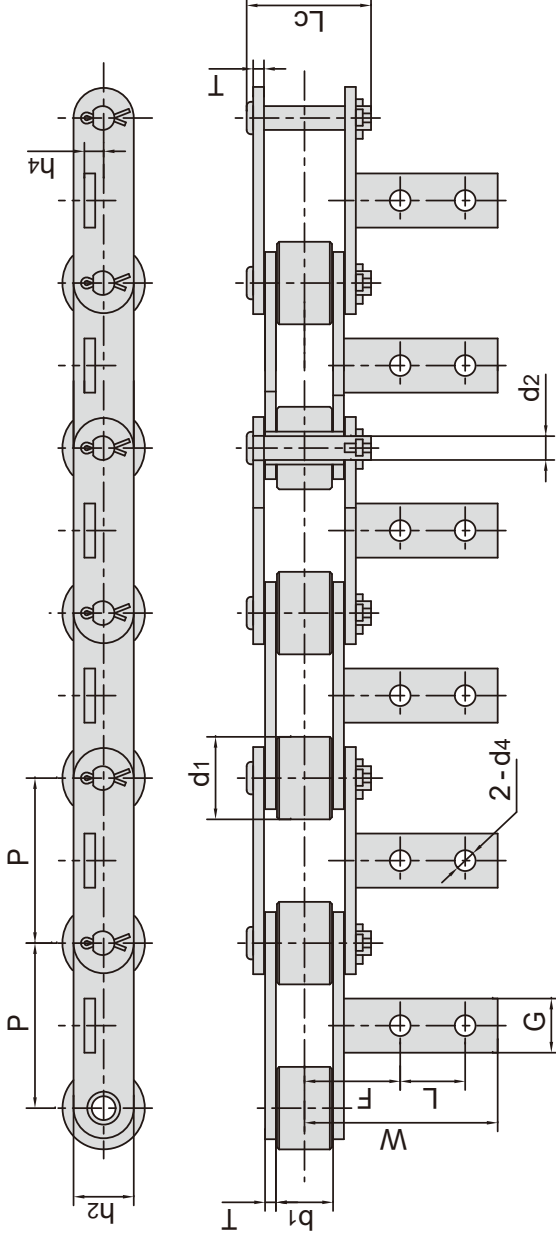
烟草机械输送链 Tobacco conveyor chains



| 东华链号 Donghua Chain No. | G | F1 | F2 | W1 | W | d4 | d5 |
|------------------------------|------------|------------|------------|------------|------------|-----------|------------|
| C2082F35 | mm 30.0 | mm 33.0 | mm 32.0 | mm 45.7 | mm 86.7 | mm 8.8 | mm 24.0 |
| C2082HF70 | mm 30.0 | mm 34.0 | mm 32.0 | mm 44.0 | mm 85.0 | mm 8.6 | mm 24.0 |
| C2082F78 | mm 30.0 | mm 28.5 | mm 32.0 | mm 45.7 | mm 86.7 | mm 8.8 | mm 24.0 |

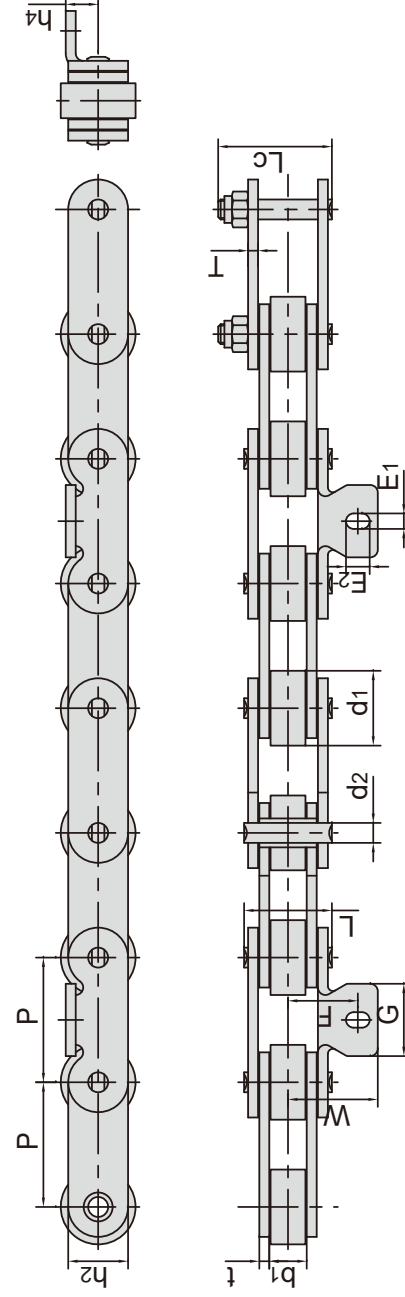
| 节距 Pitch | 滚子直径 Roller diameter | 内节内宽 Width between inner plates | 销轴直径 Pin diameter | 销轴长度 Pin length | | 链板高度 Plate depth | 链板厚度 Plate thickness | 抗拉强度 Tensile strength | 平均抗拉强度 Average tensile strength | 每米长重 Weight per meter |
|-------------|----------------------------|--|-------------------------|-----------------------|-----------------|------------------------|----------------------------|-----------------------------|--|--------------------------------|
| | | | | L max | Lc max | | | | | |
| P mm | d1 max mm | b1 min mm | d2 max mm | L max mm | Lc max mm | h2 max mm | T max mm | Q min kN/lbf | Q0 kN | q kg/m |
| 50.8 | 28.58 | 15.75 | 7.92 | 32.7 | 36.5 | 24.0 | 3.25 | 55.6/12500 | 60.0 | 3.37 |
| 50.8 | 28.58 | 15.75 | 7.92 | 36.2 | 38.9 | 24.0 | 4.00 | 55.6/12500 | 60.0 | 3.31 |
| 50.8 | 28.58 | 15.75 | 7.92 | 32.7 | 36.5 | 24.0 | 3.25 | 55.6/12500 | 60.0 | 3.37 |

烟草机械输送带 Tobacco conveyor chains



| | | | | | | |
|------------------------------|------------|------------|------------|------------|-----------|-----------|
| 东华链号 Donghua Chain No. | G | L | F | W | h4 | d4 |
| P76.2F30 | mm 25.0 | mm 31.8 | mm 44.5 | mm 89.8 | mm 9.0 | mm 9.7 |

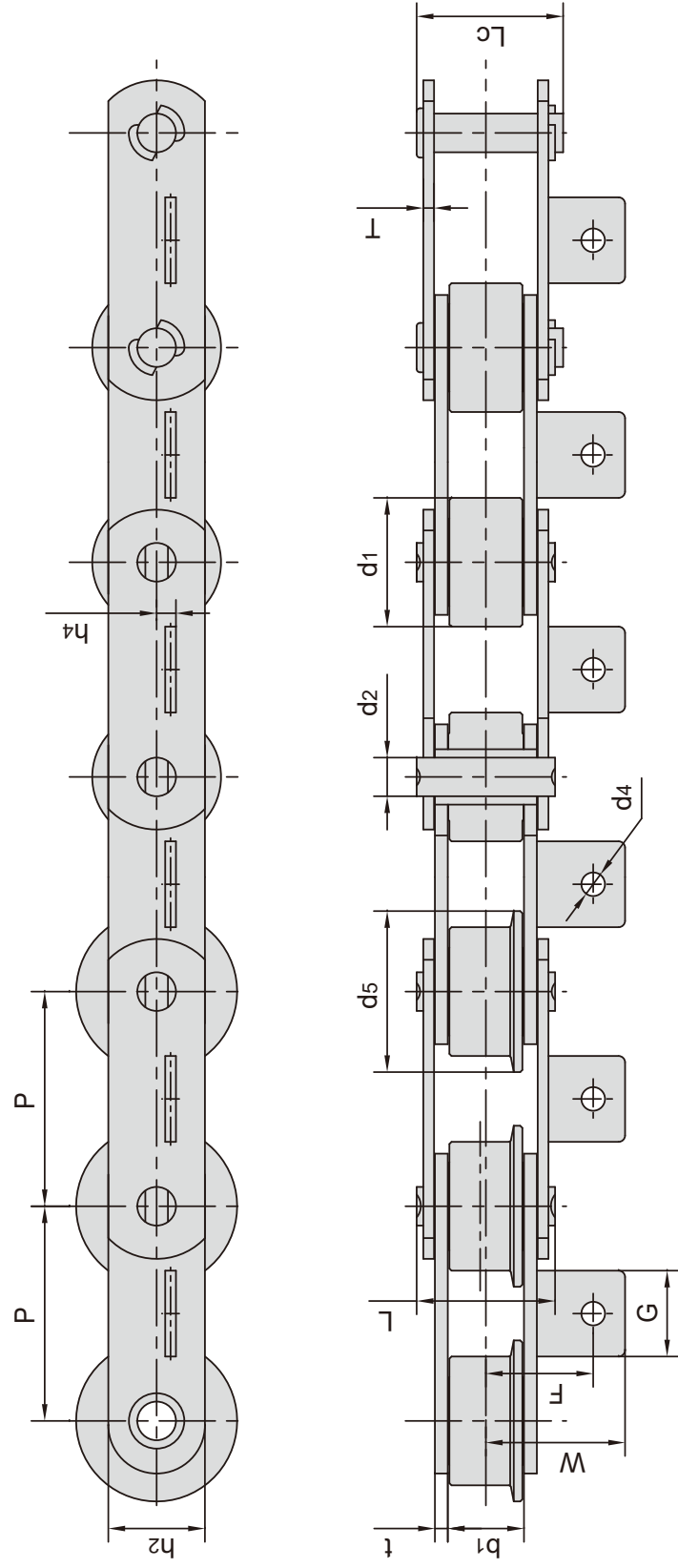
| | | | | | | | | | | |
|------------------------------|-------------|----------------------------|--|-------------------------|-------------------------|-------------------------|----------------------------|--------------------------------|--|--------------------------------|
| 东华链号 Donghua Chain No. | 节距 Pitch | 滚子直径 Roller diameter | 内节内宽 Width between inner plates | 销轴直径 Pin diameter | 销轴长度 Pin length | 链板高度 Plate depth | 链板厚度 Plate thickness | 抗拉强度 Tensile strength | 平均抗拉强度 Average tensile strength | 每米长重 Weight per meter |
| | P mm | d1 max mm 38.0 | b1 min mm 24.0 | d2 max mm 11.0 | Lc max mm 55.0 | h2 max mm 28.7 | T max mm 5.0 | Q min kN/lbf 75/16860 | Q0 kN 80.0 | q kg/m 5.67 |
| P76.2F30 | 76.2 | | | | | | | | | |



| | | | | | | |
|------------------------------|------------|------------|------------|------------|-----------|-----------|
| 东华链号 Donghua Chain No. | G | F | W | h4 | E1 | E2 |
| P50F46 | mm 29.0 | mm 27.5 | mm 36.5 | mm 13.0 | mm 6.2 | mm 9.5 |

| | | | | | | | | | | |
|------------------------------|-------------|----------------------------|--|--------------------------|------------------------|-------------------------|----------------------------|-----------------------------|--|--------------------------------|
| 东华链号 Donghua Chain No. | 节距 Pitch | 滚子直径 Roller diameter | 内节内宽 Width between inner plates | 销轴尺寸 Pin dimension | | 链板高度 Plate depth | 链板厚度 Plate thickness | 抗拉强度 Tensile strength | 平均抗拉强度 Average tensile strength | 每米长重 Weight per meter |
| | P mm | d1 max mm 30.0 | b1 min mm 14.5 | d2 max mm 8.0 | L max mm 35.5 | Lc max mm 45.6 | h2 max mm 24.0 | t/T max mm 4.0 | Q min kN/lbf 50/11240 | Q0 kN 55.0 |
| P50F46 | 50.0 | | | | | | | | | |

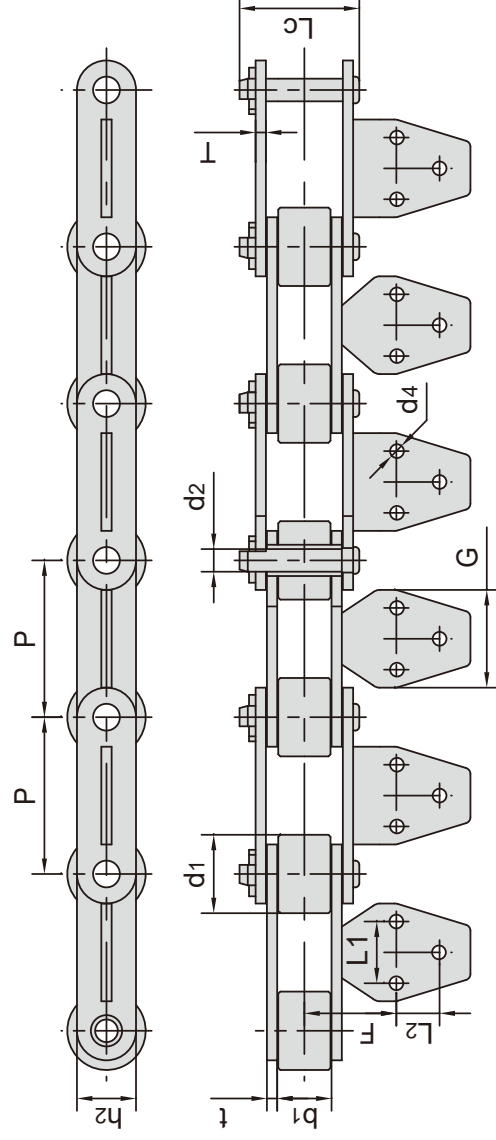
烟草机械输送链 Tobacco conveyor chains



| 东华链号 Donghua Chain No. | G | | F | | W | | h4 | | d4 | |
|------------------------------|------|--|-------|--|------|--|------|--|------|--|
| | mm | | mm | | mm | | mm | | mm | |
| P100F74 | 40.0 | | 55.00 | | 73.0 | | 8.0 | | 12.0 | |
| P100F171 | 40.0 | | 55.00 | | 73.5 | | 10.0 | | 12.0 | |
| P100F173A1 | 40.0 | | 47.25 | | 64.3 | | 9.5 | | 11.0 | |
| P100F260A1 | 40.0 | | 55.00 | | 73.0 | | 8.0 | | 12.0 | |
| P160F104A1 | 50.0 | | 64.00 | | 99.0 | | 15.0 | | 13.0 | |

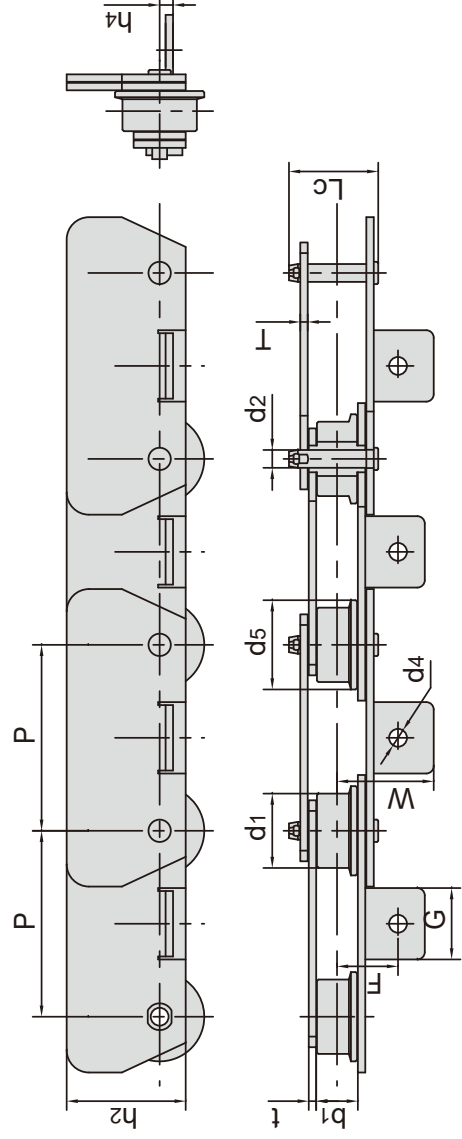
| 东华链号 Donghua Chain No. | 节距 Pitch | | 滚子直径 Roller diameter | | 内节内宽 Width between inner plates | | 销轴直径 Pin diameter | | 销轴长度 Pin length | | 链板高度 Plate depth | | 链板厚度 Plate thickness | | 抗拉强度 Tensile strength | | 平均抗拉强度 Average tensile strength | | 每米重量 Weight per meter | |
|------------------------------|-------------|----|----------------------------|-----------|--|----|-------------------------|------|-----------------------|-----------|------------------------|-----------|----------------------------|-------|-----------------------------|--------|--|----|--------------------------------|------|
| | P | mm | d1 max | d5 max | b1 min | mm | d2 max | mm | L max | Lc max | h2 max | mm | t/T max | mm | Q min | kN/lbf | Q0 | kN | q | kg/m |
| P100F74 | 100.0 | | 60.0 | - | 34.0 | | 18.0 | | - | 69.0 | 45.0 | 6.0/5.0 | 140/31470 | 150.0 | 13.80 | | | | | |
| P100F171 | 100.0 | | 60.0 | - | 35.0 | | 18.0 | 65.0 | 69.5 | 41.0 | 6.0/5.0 | 140/31470 | 150.0 | 13.17 | | | | | | |
| P100F173A1 | 100.0 | | 60.0 | 75.0 | 36.0 | | 18.0 | 65.0 | 70.5 | 45.0 | 6.0/5.0 | 140/31470 | 150.0 | 16.10 | | | | | | |
| P100F260A1 | 100.0 | | 60.0 | - | 34.0 | | 18.0 | - | 63.0 | 45.0 | 4.0 | 120/26977 | 130.0 | 11.20 | | | | | | |
| P160F104A1 | 160.0 | | 80.0 | 96.0 | 48.0 | | 25.0 | 95.5 | 102.0 | 65.0 | 10.0/8.0 | 315/70812 | 330.7 | 28.30 | | | | | | |

烟草机械输送链 Tobacco conveyor chains



| | | | | | |
|------------------------------|------------|------------|------------|------------|-----------|
| 东华链号 Donghua Chain No. | G | F | L1 | L2 | d4 |
| P76.2F63A3 | mm 47.5 | mm 44.7 | mm 30.0 | mm 21.0 | mm 6.7 |

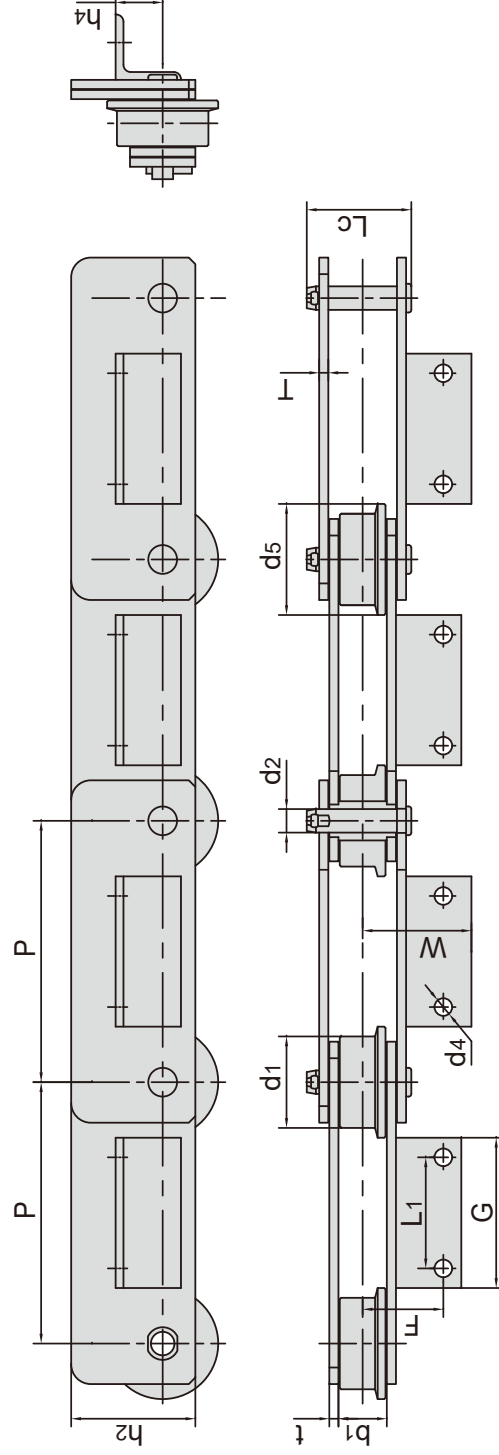
| | | | | | | | | | |
|------------------------------|-------------|----------------------------|--|--|-------------------------|----------------------------|--------------------------------|--|--------------------------------|
| 东华链号 Donghua Chain No. | 节距 Pitch | 滚子直径 Roller diameter | 内节内宽 Width between inner plates | 销轴尺寸 Pin dimension | 链板高度 Plate depth | 链板厚度 Plate thickness | 抗拉强度 Tensile strength | 平均抗拉强度 Average tensile strength | 每米长重 Weight per meter |
| | P mm | d1 max mm 38.1 | b1 min mm 25.2 | d2 max mm 11.0 Lc max mm 57.0 | h2 max mm 28.7 | t/T max mm 5.0 | Q min kN/lbf 80/17984 | Q0 kN 88.0 | q kg/m 7.10 |
| P76.2F63A3 | 76.2 | | | | | | | | |



| | | | | | |
|------------------------------|------------|------------|------------|-----------|------------|
| 东华链号 Donghua Chain No. | G | F | W | h4 | d4 |
| M80F36A1-F-125 | mm 48.0 | mm 41.0 | mm 65.0 | mm 9.0 | mm 12.0 |

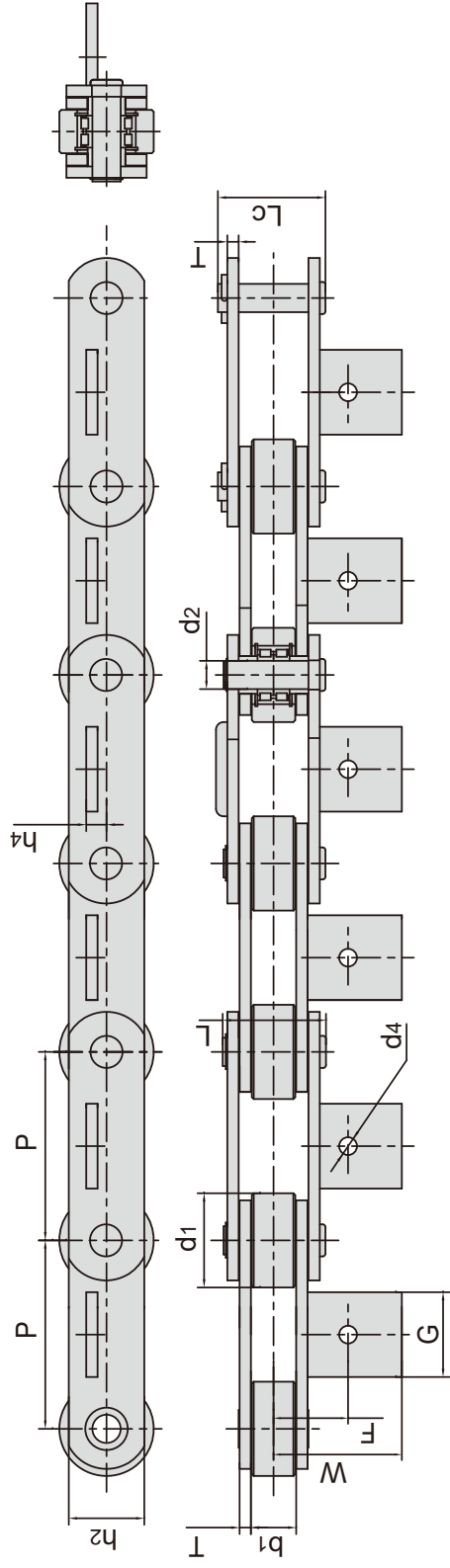
| | | | | | | | | | |
|------------------------------|-------------|--|--|--|-------------------------|----------------------------|--------------------------------|--|--------------------------------|
| 东华链号 Donghua Chain No. | 节距 Pitch | 滚子直径 Roller diameter | 内节内宽 Width between inner plates | 销轴直径 Pin diameter | 链板高度 Plate depth | 链板厚度 Plate thickness | 抗拉强度 Tensile strength | 平均抗拉强度 Average tensile strength | 每米长重 Weight per meter |
| | P mm | d1 max mm 50.0 d5 max mm 60.0 | b1 min mm 28.0 | d2 max mm 12.0 Lc max mm 60.0 | h2 max mm 80.0 | t/T max mm 5.0 | Q min kN/lbf 80/17984 | Q0 kN 88.0 | q kg/m 12.50 |
| M80F36A1-F-125 | 125.0 | | | | | | | | |

烟草机械输送带 Tobacco conveyor chains



| | | | | | | |
|------------------------------|-------------|----------------|------------|------------|----------------|----------------|
| 东华链号 Donghua Chain No. | G | L ₁ | F | W | h ₄ | d ₄ |
| M160F57A2-F-200 | mm 115.0 | mm 85.0 | mm 62.0 | mm 83.3 | mm 36.0 | mm 13.5 |

| | | | | | | | | | |
|------------------------------|-------------|--|--|--|-------------------------------------|----------------------------|---------------------------------|--|--------------------------------|
| 东华链号 Donghua Chain No. | 节距 Pitch | 滚子直径 Roller diameter | 内节内宽 Width between inner plates | 销轴尺寸 Pin dimension | 链板高度 Plate depth | 链板厚度 Plate thickness | 抗拉强度 Tensile strength | 平均抗拉强度 Average tensile strength | 每米长重 Weight per meter |
| | P mm | d ₁ max mm 70.0 d ₅ max mm 90.0 | b ₁ min mm 37.0 | d ₂ max mm 18.0 L _c max mm 80.0 | h ₂ max mm 95.0 | t/T max mm 7.0 | Q min kN/lbf 160/15968 | Q ₀ kN 172.8 | q kg/m 18.80 |
| M160F57A2-F-200 | 200.0 | 70.0 90.0 | 37.0 | 18.0 80.0 | 95.0 | 7.0 | 160/15968 | 172.8 | 18.80 |



| | | | | | |
|------------------------------|------------|------------|-------------|----------------|----------------|
| 东华链号 Donghua Chain No. | G | F | W | h ₄ | d ₄ |
| P200F33 | mm 90.0 | mm 79.0 | mm 136.0 | mm 21.5 | mm 14.0 |

| | | | | | | | | | | |
|------------------------------|-------------|--------------------------------------|--|-------------------------------------|---|-------------------------------------|----------------------------|----------------------------------|--|--------------------------------|
| 东华链号 Donghua Chain No. | 节距 Pitch | 滚子直径 Roller diameter | 内节内宽 Width between inner plates | 销轴直径 Pin diameter | 销轴长度 Pin length | 链板高度 Plate depth | 链板厚度 Plate thickness | 抗拉强度 Tensile strength | 平均抗拉强度 Average tensile strength | 每米长重 Weight per meter |
| | P mm | d ₁ max mm 100.0 | b ₁ min mm 48.0 | d ₂ max mm 30.0 | L max mm 107.0 L _c max mm 112.0 | h ₂ max mm 80.0 | T max mm 12.0 | Q min kN/lbf 648/145670 | Q ₀ kN 680.0 | q kg/m 37.8 |
| P200F33 | 200.0 | 100.0 | 48.0 | 30.0 | 107.0 112.0 | 80.0 | 12.0 | 648/145670 | 680.0 | 37.8 |

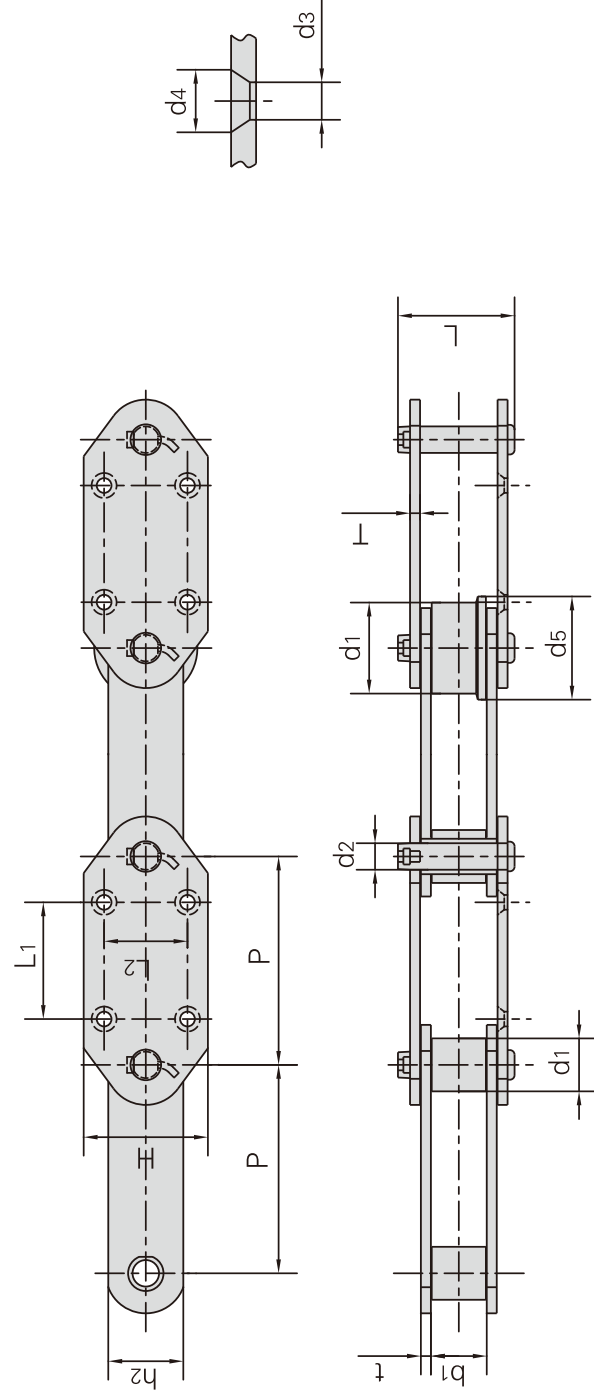


工程链

ENGINEERING CHAINS

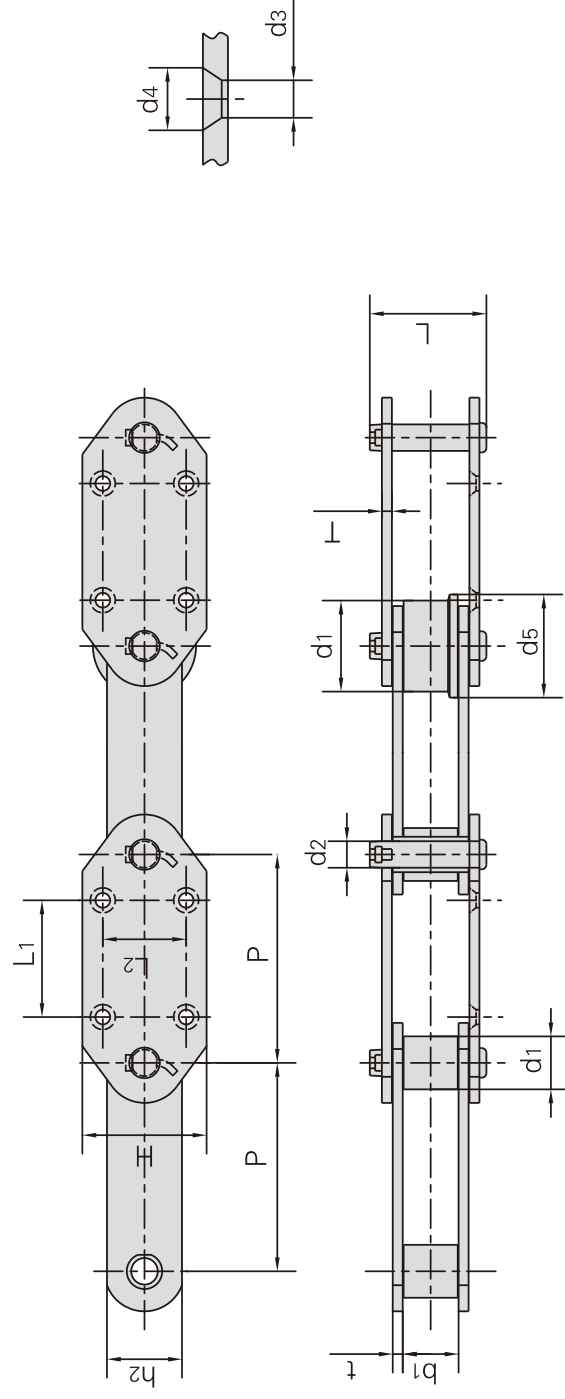


提升机用输送链 Conveyor chains for elevator



| 东华链号 Donghua Chain No. | 节距 Pitch | | 滚子直径 Roller diameter | | 内节内宽 Width between inner plates | 销轴直径 Pin diameter | 销轴长度 Pin length | 链板高度 Plate depth | 链板厚度 Plate thickness | 抗拉强度 Tensile strength | 平均抗拉强度 Average tensile trentgh | 每米重量 Weight per meter |
|------------------------------|-------------|-------|----------------------------|----|--|-------------------------|-----------------------|------------------------|----------------------------|-----------------------------|---|--------------------------------|
| | P | mm | d1 max | d5 | | | | | | | | |
| P95 | 95.0 | 50.8 | 58.0 | - | 30.0 | 13.50 | 70.0 | 38.0 | 6.0 | 75.0/16871 | 82.5 | 9.93 |
| P100F225-G4 | 100.0 | 40.0 | - | - | 22.0 | 11.30 | 53.5 | 32.0 | 4.5 | 69.0/15511 | 75.9 | 5.00 |
| P100F269-G4 | 100.0 | 48.5 | - | - | 57.6 | 25.40 | 120.0 | 75.0 | 10.0 | 550.0/123640 | 605.0 | 31.10 |
| P125F61-G4 | 125.0 | 63.5 | - | - | 67.4 | 32.00 | 141.0 | 90.0 | 12.0 | 750.0/168600 | 825.0 | 47.00 |
| P125F62-G4 | 125.0 | 70.0 | - | - | 75.0 | 36.00 | 168.0 | 100.0 | 16.0 | 1000.0/224800 | 1100.0 | 68.60 |
| P150F142-G4 | 150.0 | 78.0 | - | - | 80.0 | 39.00 | 172.0 | 120.0 | 16.0 | 1350.0/303480 | 1485.0 | 78.90 |
| RF10150RF1 | 150.0 | 50.0 | 60.0 | - | 30.0 | 14.50 | 69.0 | 38.1 | 8.0/6.3 | 200.0/44992 | 220.0 | 8.64 |
| P150F47 | 150.0 | 54.0 | - | - | 40.0 | 27.00 | 112.0 | 68.5 | 12.0 | 600.0/67487 | 680.0 | 25.70 |
| RF10150RF1-G4 | 150.0 | 29.0 | - | - | 30.0 | 14.50 | 69.0 | 38.1 | 6.3 | 200.0/44960 | 220.0 | 16.70 |
| P152F41 | 152.4 | 38.1 | - | - | 36.0 | 15.50 | 90.0 | 50.0 | 8.0 | 150.0/33743 | 165.0 | 11.91 |
| P152F236-G4 | 152.4 | 36.0 | - | - | 36.5 | 18.00 | 87.0 | 50.0 | 8.0 | 280.0/62944 | 308.0 | 12.10 |
| RF17200MF1-G-4 | 200.0 | 44.5 | - | - | 51.4 | 19.10 | 120.0 | 60.0 | 10.0 | 245.0/55114 | 269.5 | 17.60 |
| RF17200MF2-G-4 | 200.0 | 44.5 | - | - | 51.4 | 19.10 | 109.5 | 50.8 | 9.5 | 213.0/47916 | 243.0 | 15.10 |
| P200F128-G4 | 200.0 | 50.8 | - | - | 56.6 | 24.00 | 120.0 | 70.0 | 9.5 | 450.0/101164 | 490.0 | 19.40 |
| P200F130-G4 | 200.0 | 44.5 | - | - | 51.8 | 19.10 | 113.0 | 60.0 | 10.0 | 321.0/72164 | 353.1 | 17.80 |
| P250F6 | 250.0 | 63.5 | - | - | 67.0 | 31.80 | 146.0 | 90.0 | 12.0 | 900.0/101230 | 495.0 | 31.70 |
| P250F66 | 250.0 | 80.0 | - | - | 51.4 | 19.10 | 109.5 | 50.8 | 9.5 | 329.0/73962 | 378.0 | 19.79 |
| P250F71SS | 250.0 | 100.0 | 125.0 | - | 79.0 | 22.00 | 120.0 | 64.0 | 10.0 | 320.0/71939 | 368.0 | 29.80 |
| P250F87-G4 | 250.0 | 80.0 | - | - | 51.4 | 22.00 | 109.0 | 50.8 | 9.5 | 329.0/73959 | 361.9 | 19.60 |
| P250F110-G4 | 250.0 | 80.0 | 105.0 | - | 51.5 | 19.10 | 110.0 | 50.0 | 9.0 | 356.4/80119 | 392.0 | 18.30 |
| P250F163 | 250.0 | 70.0 | - | - | 76.0 | 35.00 | 165.0 | 100.0 | 16.0 | 1100.0/247280 | 1210.0 | 44.10 |
| P300F1 | 300.0 | 70.0 | - | - | 75.0 | 35.00 | 174.0 | 100.0 | 16.0 | 1065.0/239580 | 1118.0 | 47.47 |
| P350F2-G4 | 350.0 | 85.0 | - | - | 85.0 | 41.75 | 189.5 | 115.0 | 16.0 | 1200.0/269772 | 1372.0 | 48.43 |

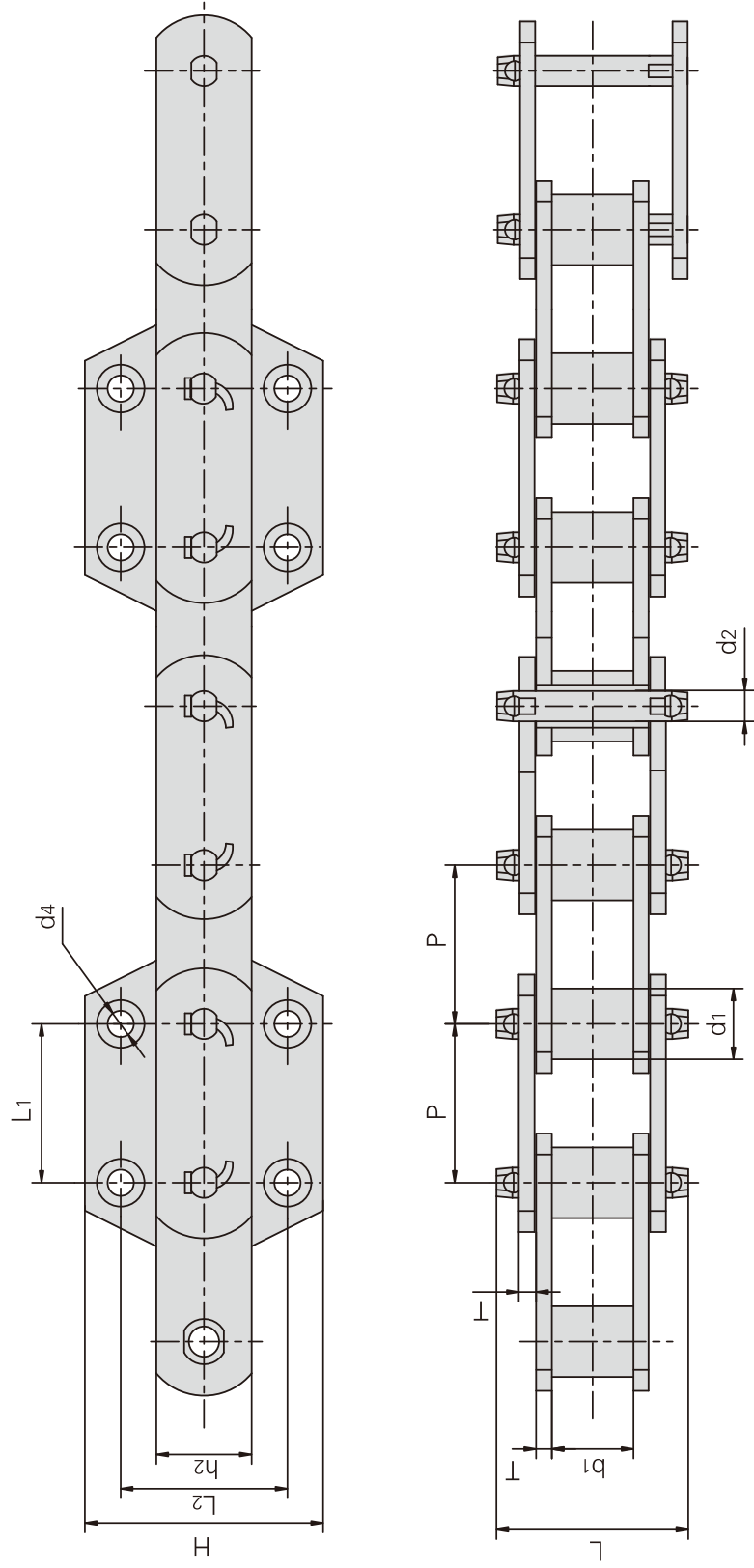
提升机用输送链 Conveyor chains for elevator



| 东华链号 Donghua Chain No. | P | H | L1 | L2 | d3 | d4 |
|------------------------------|-------|-------|-------|-------|------|------|
| | mm | mm | mm | mm | mm | mm |
| P95 | 95.0 | 95.0 | 50.0 | 70.0 | 12.0 | 21.0 |
| P100F225-G4 | 100.0 | 80.0 | 50.0 | 50.0 | 10.0 | 15.0 |
| P100F269-G4 | 100.0 | 75.0 | 100.0 | 106.0 | 18.0 | 30.0 |
| P125F61-G4 | 125.0 | 180.0 | 125.0 | 130.0 | 18.0 | 33.0 |
| P125F62-G4 | 125.0 | 180.0 | 125.0 | 130.0 | 18.0 | 33.0 |
| RF10150RF1 | 150.0 | 100.0 | 75.0 | 70.0 | 11.0 | 20.0 |
| P150F47 | 150.0 | 110.0 | 75.0 | 75.0 | 12.0 | 22.0 |
| P150F142-G4 | 150.0 | 120.0 | 150.0 | 170.0 | 22.0 | 38.0 |
| RF10150RF1-G4 | 150.0 | 110.0 | 75.0 | 70.0 | 11.0 | 20.0 |
| P152F41 | 152.4 | 110.0 | 75.0 | 70.0 | 14.5 | 25.0 |
| P152F236-G4 | 152.4 | 110.0 | 75.0 | 70.0 | 14.0 | 27.0 |
| RF17200MF1-G-4 | 200.0 | 125.0 | 100.0 | 80.0 | 18.0 | 33.0 |
| RF17200MF2-G-4 | 200.0 | 120.0 | 100.0 | 80.0 | 15.0 | 26.0 |
| P200F128-G4 | 200.0 | 130.0 | 100.0 | 80.0 | 18.0 | 31.0 |
| P200F130-G4 | 200.0 | 125.0 | 100.0 | 80.0 | 18.0 | 30.0 |
| P250F6 | 250.0 | 150.0 | 140.0 | 100.0 | 17.7 | 30.0 |
| P250F66 | 250.0 | 150.0 | 140.0 | 100.0 | 15.0 | 26.0 |
| P250F71SS | 250.0 | 150.0 | 110.0 | 100.0 | 18.0 | - |
| P250F87-G4 | 250.0 | 150.0 | 140.0 | 100.0 | 15.0 | 26.0 |
| P250F110-G4 | 250.0 | 125.0 | 150.0 | 80.0 | 14.0 | 27.0 |
| P250F163 | 250.0 | 151.0 | 140.0 | 100.0 | 18.0 | 30.0 |
| P300F1 | 300.0 | 180.0 | 170.0 | 120.0 | 22.0 | 39.0 |
| P350F2-G4 | 350.0 | 210.0 | 225.0 | 140.0 | 26.0 | 42.2 |

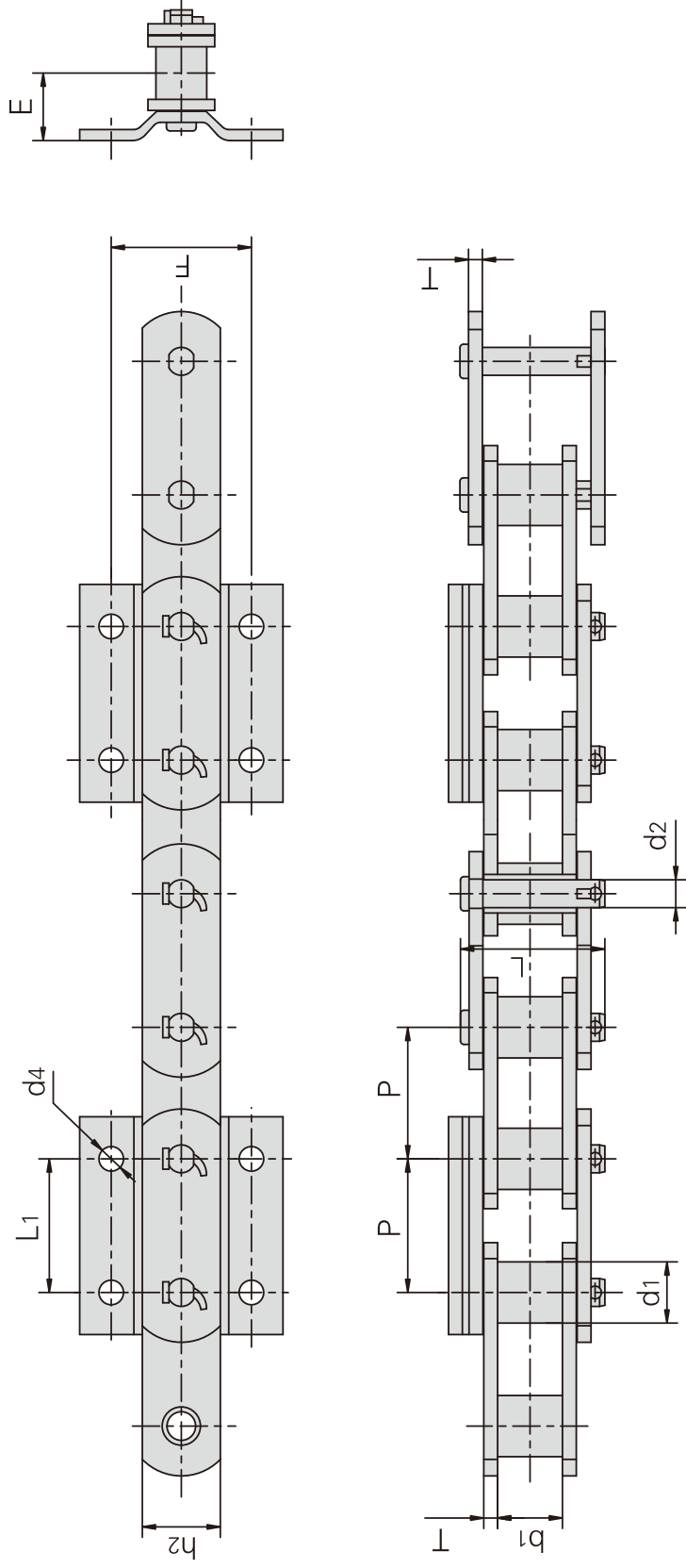


提升机用输送链 Conveyor chains for elevator



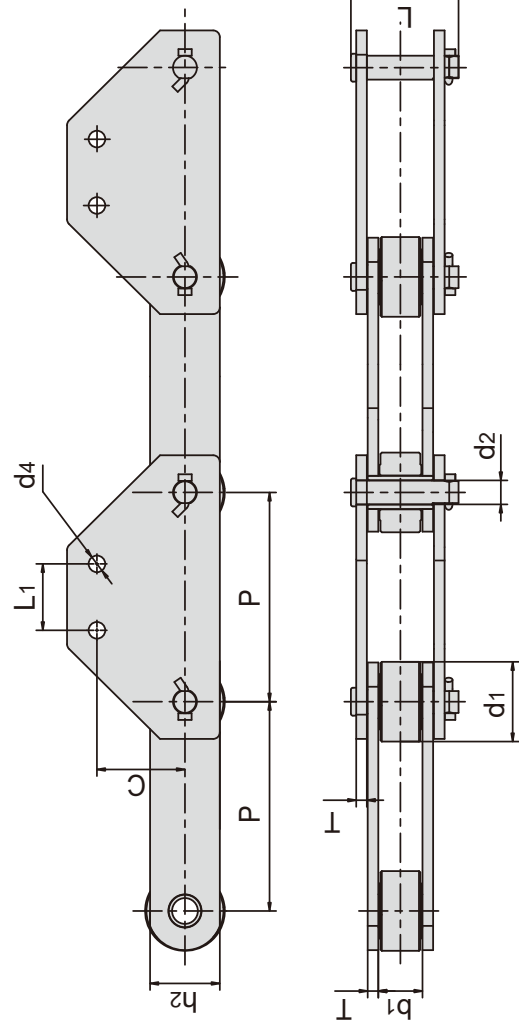
| 提升机 型号 Elevator type | 东华链号 Donghua Chain No. | 节距 Pitch | | 滚子直径 Roller diameter | 内节内宽 Width between inner plates | 销轴直径 Pin diameter | 销轴长度 Pin length | 链板高度 Plate depth | 链板厚度 Plate thickness | 附板尺寸 Attachment dimension | | | 抗拉强度 Tensile strength |
|-------------------------------|------------------------------|-------------|------|----------------------------|--|-------------------------|-----------------------|------------------------|----------------------------|---------------------------------|-----|------|-----------------------------|
| | | P | mm | | | | | | | H | mm | L1 | |
| | P100F112.04 | 100.0 | 44.5 | 52.0 | 19.30 | 120.0 | 60.0 | 10.0 | 150 | 100 | 105 | 18.5 | 350.0/78735 |
| | P100F107.04 | 100.0 | 50.8 | 58.0 | 25.40 | 120.0 | 75.0 | 10.0 | 150 | 100 | 105 | 18.5 | 550.0/123726 |
| NE15 | P101.6F92 | 101.6 | 26.5 | 27.0 | 11.50 | 70.0 | 35.0 | 6.0 | - | 40 | 90 | 12.0 | 100.0/22495 |
| NE30 | P152F119 | 152.4 | 36.0 | 36.5 | 15.50 | 90.0 | 50.0 | 8.0 | - | 60 | 120 | 14.0 | 240.0/53990 |
| NE50 | P152F120 | 152.4 | 36.0 | 36.5 | 15.50 | 90.0 | 50.0 | 8.0 | 110 | 75 | 70 | 14.0 | 240.0/53990 |
| | P152F126 | 152.4 | 34.9 | 37.1 | 15.80 | 88.0 | 44.5 | 7.9 | 110 | 75 | 70 | 15.0 | 186.2/41887 |
| NE100 | P200F64 | 200.0 | 44.5 | 51.8 | 19.10 | 120.0 | 60.0 | 10.0 | 125 | 100 | 80 | 18.0 | 380.0/85484 |
| | P200F65 | 200.0 | 48.5 | 57.6 | 22.20 | 120.0 | 75.0 | 10.0 | 125 | 100 | 80 | 18.0 | 550.0/123727 |
| NE150 | P200F63 | 200.0 | 48.5 | 57.6 | 22.20 | 125.0 | 75.0 | 10.0 | 125 | 100 | 80 | 18.5 | 315.0/70861 |
| NE200 | P250F42 | 250.0 | 63.5 | 67.4 | 31.75 | 143.0 | 90.0 | 12.0 | 150 | 140 | 100 | 18.0 | 750.0/168718 |
| NE300 | P250F43 | 250.0 | 63.5 | 67.4 | 31.75 | 146.0 | 90.0 | 12.0 | 150 | 140 | 100 | 18.0 | 750.0/168718 |
| NE400 | P300F9 | 300.0 | 70.0 | 75.0 | 35.00 | 170.0 | 100.0 | 16.0 | 180 | 170 | 125 | 22.0 | 1065.0/239580 |

提升机用输送链 Conveyor chains for elevator

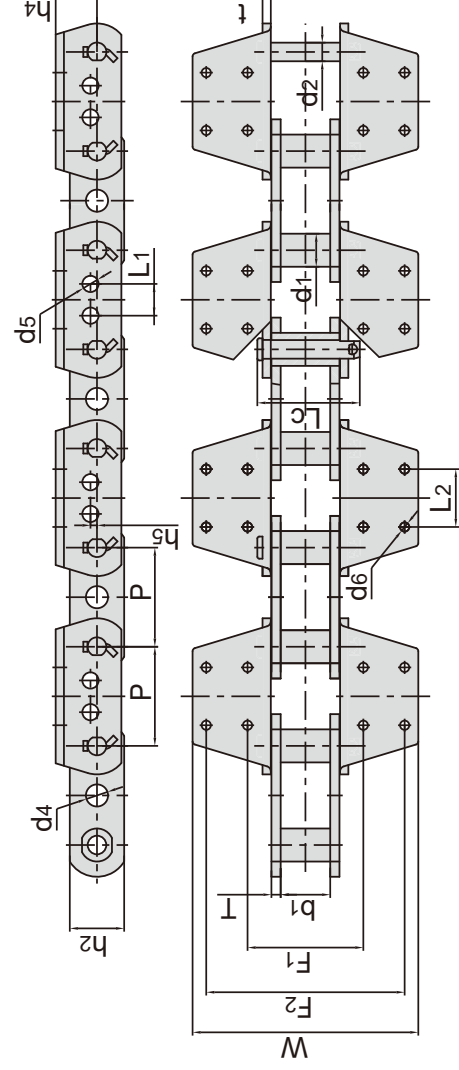


| 东华链号 Donghua Chain No. | 节距 Pitch | 滚子直径 Roller diameter | 内节内宽 Width between inner plates | 销轴直径 Pin diameter | 销轴长度 Pin length | 链板高度 Plate depth | 链板厚度 Plate thickness | 附板尺寸 Attachment dimension | | | 抗拉强度 Tensile strength | |
|------------------------------|-------------|----------------------------|--|-------------------------|-----------------------|------------------------|----------------------------|---------------------------------|-------|------|-----------------------------|--------------|
| | | | | | | | | F | L1 | d4 | | E |
| P75F18 | 75.0 | 29.0 | 30.0 | 14.5 | 69.0 | 38.1 | 6.3 | 80.0 | 75.0 | 14.0 | 38.5 | 204.9/46094 |
| P75F22 | 75.0 | 32.0 | 37.1 | 15.9 | 86.5 | 44.5 | 7.9 | 75.0 | 75.0 | 14.0 | 46.5 | 253.6/57049 |
| P75F24 | 75.0 | 29.0 | 30.0 | 14.5 | 69.0 | 38.1 | 6.3 | 80.0 | 75.0 | 14.0 | 38.5 | 204.9/46093 |
| P75F41-G4 | 75.0 | 29.0 | 29.4 | 14.5 | 69.0 | 38.1 | 6.3 | 80.0 | 75.0 | 14.0 | 68.5 | 205.0/46084 |
| P75F48-G4 | 75.0 | 29.0 | 30.0 | 14.5 | 69.0 | 38.1 | 6.3 | 80.0 | 75.0 | 14.0 | 38.5 | 205.0/46084 |
| P75F59-G4 | 75.0 | 29.0 | 30.0 | 14.5 | 69.0 | 38.1 | 6.3 | 80.0 | 75.0 | 14.0 | 38.5 | 205.0/46084 |
| M224F36-S-75 | 75.0 | 42.0 | 47.0 | 21.0 | 97.0 | 56.0 | 8.0 | 100.0 | 75.0 | 18.0 | 55.0 | 224.0/50909 |
| P76.2F31 | 76.2 | 34.9 | 37.1 | 17.0 | 86.5 | 44.5 | 7.9 | 80.0 | 75.0 | 14.0 | 46.5 | 253.6/57009 |
| P76.2F51-G4 | 76.2 | 35.0 | 37.0 | 18.0 | 86.5 | 50.0 | 8.0 | 80.0 | 75.0 | 14.0 | 43.5 | 290.0/65192 |
| P76.2F55-G4 | 76.2 | 34.9 | 37.1 | 15.9 | 84.6 | 44.5 | 7.9 | 80.0 | 75.0 | 14.0 | 46.5 | 253.6/57009 |
| P76.2F81-G4 | 76.2 | 35.0 | 37.0 | 18.0 | 94.0 | 45.0 | 10.0 | 80.0 | 75.0 | 14.0 | 46.0 | 342.0/76882 |
| P100F97 | 100.0 | 40.1 | 51.4 | 19.1 | 109.5 | 50.8 | 9.5 | 100.0 | 100.0 | 16.0 | 58.0 | 351.0/78960 |
| P100F127-G4 | 100.0 | 50.0 | 57.5 | 24.0 | 117.0 | 63.5 | 9.5 | 100.0 | 100.0 | 16.0 | 62.5 | 470.0/105730 |
| P100F371-G4 | 100.0 | 40.0 | 51.5 | 20.0 | 111.5 | 55.0 | 10.0 | 100.0 | 100.0 | 16.0 | 55.0 | 420.0/94416 |
| P125F41 | 125.0 | 57.0 | 67.0 | 28.0 | 147.0 | 76.0 | 12.5 | 110.0 | 125.0 | 18.0 | 77.0 | 690.0/155112 |
| P125F47-G4 | 125.0 | 60.0 | 67.0 | 36.0 | 142.0 | 90.0 | 12.0 | 110.0 | 125.0 | 19.0 | 70.6 | 613.0/137802 |
| P150F97-G4 | 150.0 | 35.0 | 37.0 | 18.0 | 86.5 | 50.0 | 8.0 | 80.0 | 75.0 | 14.0 | 43.0 | 280.0/62944 |

提升机用输送链 Conveyor chains for elevator



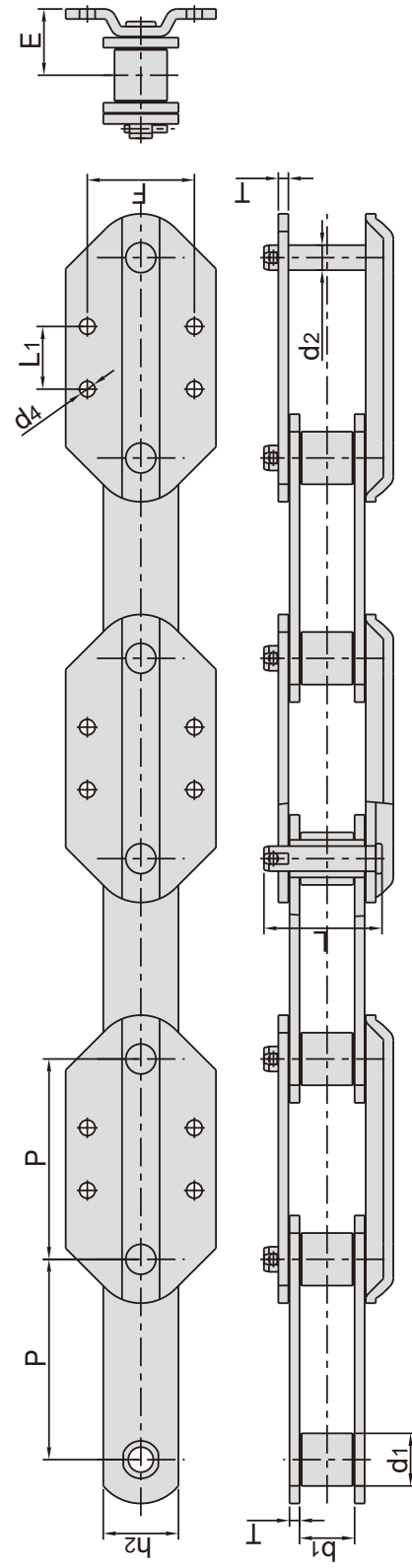
| 东华链号 Donghua Chain No. | 节距 Pitch | 滚子直径 Roller diameter | 内节内宽 Width between inner plates | 销轴直径 Pin diameter | 销轴长度 Pin length | 链板高度 Plate depth | 链板厚度 Plate thickness | 附板尺寸 Attachment dimension | | | 抗拉强度 Tensile strength |
|------------------------------|-------------|----------------------------|--|-------------------------|-----------------------|------------------------|----------------------------|---------------------------------|---------|----------|-----------------------------|
| | P mm | d1 max mm | b1 min mm | d2 mm | L mm | h2 mm | T mm | L1 mm | C mm | d4 mm | Q min kN/lbf |
| P315F12 | 315.0 | 120.0 | 66.5 | 36.0 | 162.0 | 105.0 | 16.0 | 100.0 | 133.0 | 25.0 | 1000/224958 |
| P500F4 | 500.0 | 150.0 | 120.0 | 50.0 | 227.0 | 130.0 | 20.0 | 400.0 | 120.0 | 26.0 | 2650/596138 |



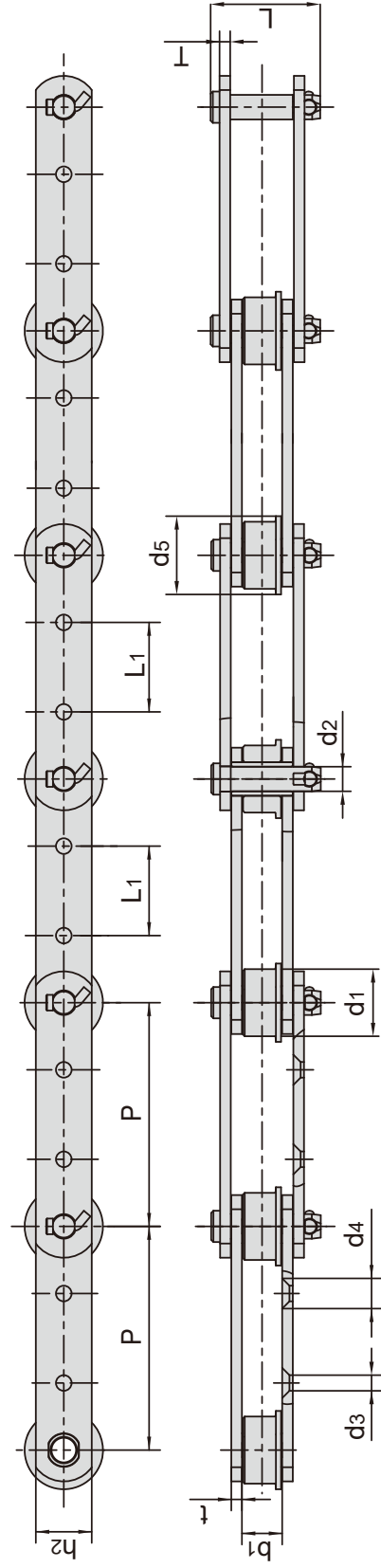
| 东华链号 Donghua Chain No. | 节距 Pitch | 套筒直径 Bush diameter | 内节内宽 Width between inner plates | 销轴直径 Pin diameter | 销轴长度 Pin length | 链板高度 Inner Plate depth | 链板厚度 Plate thickness | 抗拉强度 Tensile strength | 平均抗拉强度 Average tensile strength | 每米长重 Weight per meter |
|------------------------------|-------------|--------------------------|--|-------------------------|-----------------------|------------------------------|----------------------------|-----------------------------|--|-----------------------------|
| | P mm | d1 max mm | b1 min mm | d2 max mm | Lc max mm | h2 max mm | t / T mm | Q min kN/lbf | Qo kN | q kg/m |
| P152F172 | 152.4 | 50.8 | 76.2 | 28.6 | 157.5 | 83.60 | 14.2/12.7 | 431.0/96889 | 474.1 | 47.7 |
| P152F193K2 | 152.4 | 44.5 | 76.2 | 25.4 | 152.0 | 76.2 | 12.7/12.7 | 431.0/96889 | 474.1 | 35.3 |
| P152F201K4 | 152.4 | 44.5 | 76.2 | 25.4 | 152.0 | 82.55 | 12.7/12.7 | 431.0/96889 | 474.1 | 44.5 |

| 东华链号 Donghua Chain No. | 节距 Pitch | h4 mm | h5 mm | F1 mm | F2 mm | W mm | L1 mm | L2 mm | d4 mm | d5 mm | d6 mm |
|------------------------------|-------------|----------|----------|----------|----------|---------|----------|----------|----------|----------|----------|
| | P152F172 | 152.4 | 63.50 | 10.0 | 178.0 | 305.0 | 347.0 | 48.8 | 88.9 | 25.0 | 25.0 |
| P152F193K2 | 152.4 | 47.75 | 10.0 | 184.0 | - | 241.0 | 48.8 | 63.5 | 34.0 | 25.0 | 17.5 |
| P152F201K4 | 152.4 | 63.50 | - | 177.8 | 304.8 | 355.6 | - | 88.9 | - | - | 14.3 |

提升机用输送链 Conveyor chains for elevator


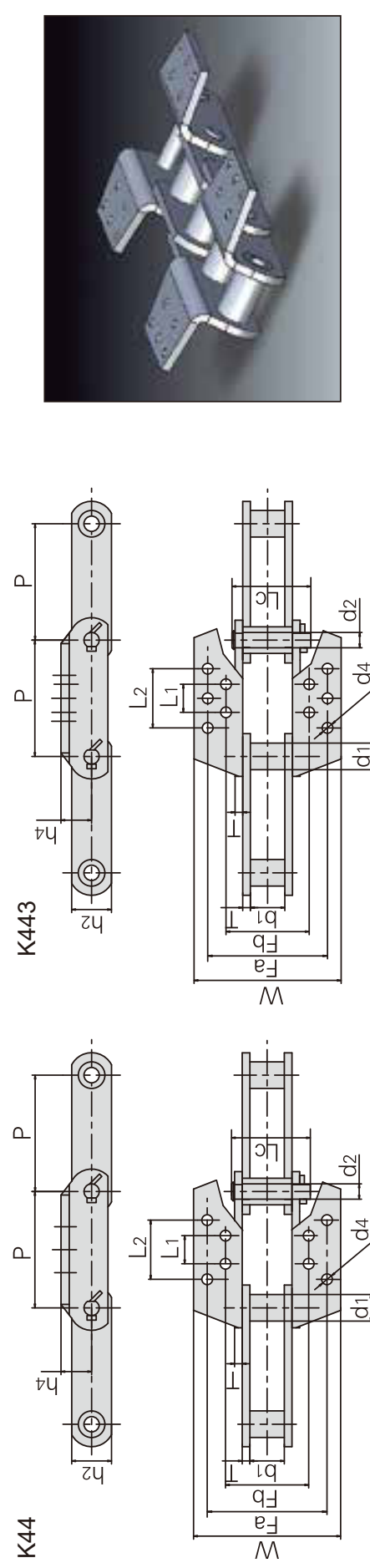
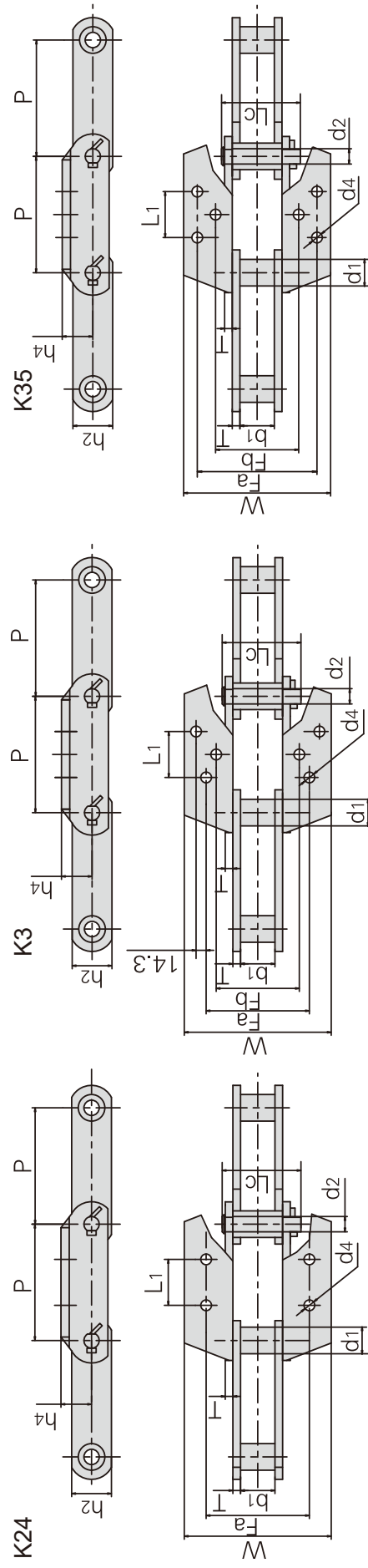


| 东华链号 Donghua Chain No. | 节距 Pitch | 滚子直径 Roller diameter | 内节内宽 Width between inner plates | 销轴直径 Pin diameter | 销轴长度 Pin length | 链板高度 Plate depth | 链板厚度 Plate thickness | 附板尺寸 Attachment dimension | | | 抗拉强度 Tensile strength | |
|------------------------------|-------------|----------------------------|--|-------------------------|-----------------------|------------------------|----------------------------|---------------------------------|-------|------|-----------------------------|-------------|
| | | | | | | | | F | L1 | d4 | | E |
| P160F61-G4 | 160.0 | d1 max mm 42.0 | b1 min mm 44.0 | d2 mm 20.0 | L mm 94.3 | h2 mm 60.00 | T mm 8.0 | 85.5 | 50.0 | 12.5 | 53.0 | 250.0/56202 |
| P200F95-G4 | 200.0 | 34.9 | 37.1 | 15.9 | 86.4 | 44.45 | 7.9 | 100.0 | 100.0 | 15.0 | 45.0 | 280.0/62947 |
| P200F153-G4 | 200.0 | 34.9 | 37.1 | 15.9 | 86.4 | 44.45 | 7.9 | 100.0 | 100.0 | 15.0 | 45.0 | 280.0/62947 |
| RF17200S-G4 | 200.0 | 40.1 | 51.4 | 19.1 | 109.5 | 50.80 | 9.5 | 100.0 | 100.0 | 15.0 | 65.0 | 360.0/80931 |



| 东华链号 Donghua Chain No. | 节距 Pitch | 滚子直径 Roller diameter | 内节内宽 Width between inner plates | 销轴直径 Pin diameter | 销轴长度 Pin length | 链板高度 Plate depth | 链板厚度 Plate thickness | 附件尺寸 Attachment dimension | | | 抗拉强度 Tensile strength | 每米重量 Weight per meter |
|------------------------------|-------------|----------------------------|--|-------------------------|-----------------------|------------------------|----------------------------|---------------------------------|-----------|-----------|-----------------------------|--------------------------------|
| | | | | | | | | d1 max | d5 max | b1 min | | |
| P75F39-G2 | 75.0 | 31.8 | 16.0 | 8.0 | 41.0 | 22.0 | 3.2 | 30.0 | 8.0 | 13.5 | 30/6744 | 2.80 |
| P200F70 | 200.0 | 60.0 | 35.0 | 22.0 | 98.0 | 50.0 | 9.5 | 80.0 | 14.0 | 27.0 | 320/71940 | 13.52 |

提升机用输送链 Conveyor chains for elevator

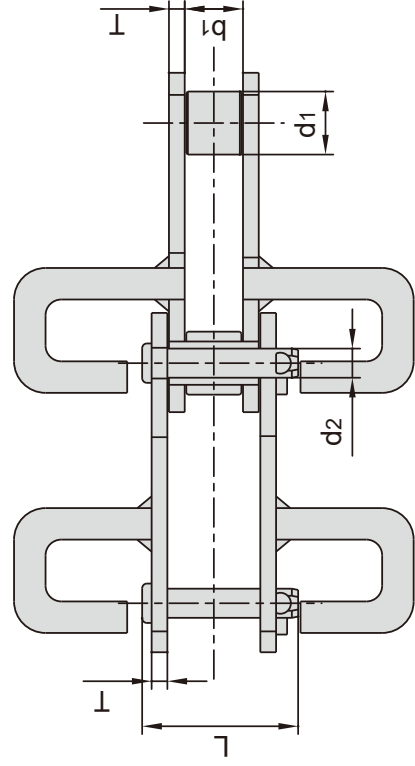
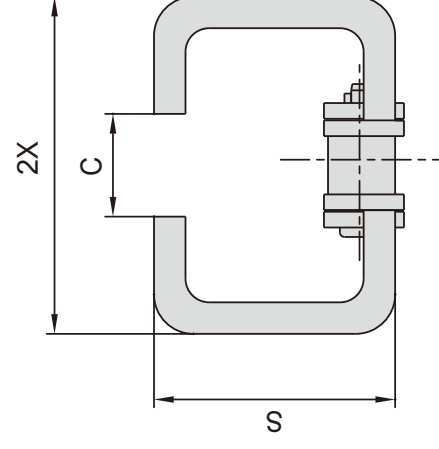
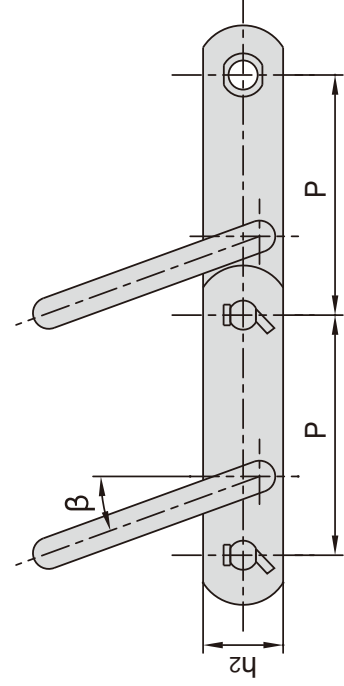


| 东华链号 Donghua Chain No. | 节距 Pitch P mm | 套筒直径 Bush diameter | | 内节内宽 Width between inner plates | | 销轴直径 Pin diameter | | 销轴长度 Pin length | | 链板高度 Plate depth | | 链板厚度 Plate thickness | | 抗拉强度 Tensile strength | | 平均抗拉强度 Average tensile strength | | 每米重量 Weight per meter | |
|------------------------------|------------------------|--------------------------|-----------------|--|-----------------|-------------------------|-----------------|-----------------------|--------------------|------------------------|------|----------------------------|--|-----------------------------|--|--|--|--------------------------------|--|
| | | d1 max mm | d2 max mm | b1 min mm | h2 max mm | L max mm | h2 max mm | t / T mm | Q min kN/lbf | Q ₀ kN | kg/m | | | | | | | | |
| 856 | 152.4 | 44.5 | 25.40 | 76.2 | 63.5 | 155.5 | 12.7 | 539/121252 | 592.9 | 24.5 | | | | | | | | | |
| 857 | 152.4 | 44.5 | 25.40 | 76.2 | 82.6 | 155.5 | 12.7 | 775/174342 | 852.5 | 30.0 | | | | | | | | | |
| 859 | 152.4 | 60.3 | 31.75 | 95.3 | 101.6 | 190.0 | 16.0 | 1180/265450 | 1298.0 | 51.0 | | | | | | | | | |
| 864 | 177.8 | 60.3 | 31.75 | 95.3 | 101.6 | 190.0 | 16.0 | 1230/276698 | 1353.0 | 51.0 | | | | | | | | | |
| S859F1-K4 | 152.4 | 60.4 | 31.75 | 95.3 | 101.6 | 189.5 | 16.0 | 690.0/155112 | 759.0 | 73.8 | | | | | | | | | |
| S984F3-K443 | 177.8 | 63.5 | 35.00 | 95.3 | 101.6 | 204.0 | 16.0 | 689.4/154977 | 758.3 | 74.0 | | | | | | | | | |
| S864F3-K443 | 177.8 | 60.4 | 31.75 | 95.3 | 101.6 | 189.5 | 16.0 | 1045.0/234916 | 1149.5 | 69.8 | | | | | | | | | |

| 东华链号 Donghua Chain No. | 附件类型 Attachment type | 附板尺寸 Attachment dimension | | | | | | | | | | 每件重量 Weight per att. kg/att. |
|------------------------------|----------------------------|---------------------------------|----------|----------|----------|---------|----------|----------|---------|----------|-----|---------------------------------------|
| | | P mm | h4 mm | Fb mm | Fa mm | W mm | L1 mm | L2 mm | T mm | d4 mm | | |
| 856 | K24 | 152.4 | 47.6 | - | 184.2 | 241 | 63.5 | - | 12.7 | 18.0 | 1.5 | |
| 856 | K3 | 152.4 | 47.6 | 166.7 | 277.8 | 344 | 70.0 | - | 12.7 | 15.0 | 2.8 | |
| 856 | K35 | 152.4 | 47.6 | 184.2 | 298.5 | 344 | 63.5 | - | 12.7 | 18.0 | 2.8 | |
| 859 | K44 | 152.4 | 76.2 | 228.6 | 330.2 | 381 | 70.0 | 114.5 | 16.0 | 17.5 | 5.0 | |
| 864 | K443 | 177.8 | 76.2 | 228.6 | 330.2 | 381 | 95.3 | 140.0 | 16.0 | 17.5 | 7.5 | |
| S859F1-K4 | K44 | 152.4 | 76.2 | 228.6 | 330.2 | 381 | 69.9 | 114.3 | 16.0 | 17.5 | 5.5 | |
| S984F3-K443 | K443 | 177.8 | 76.2 | 228.6 | 330.2 | 378 | 95.3 | 139.7 | 16.0 | 17.5 | 6.4 | |
| S864F3-K443 | K443 | 177.8 | 76.2 | 228.6 | 330.2 | 381 | 95.3 | 139.7 | 16.0 | 17.5 | 6.2 | |

刮板输送机 Scraper conveyor chains

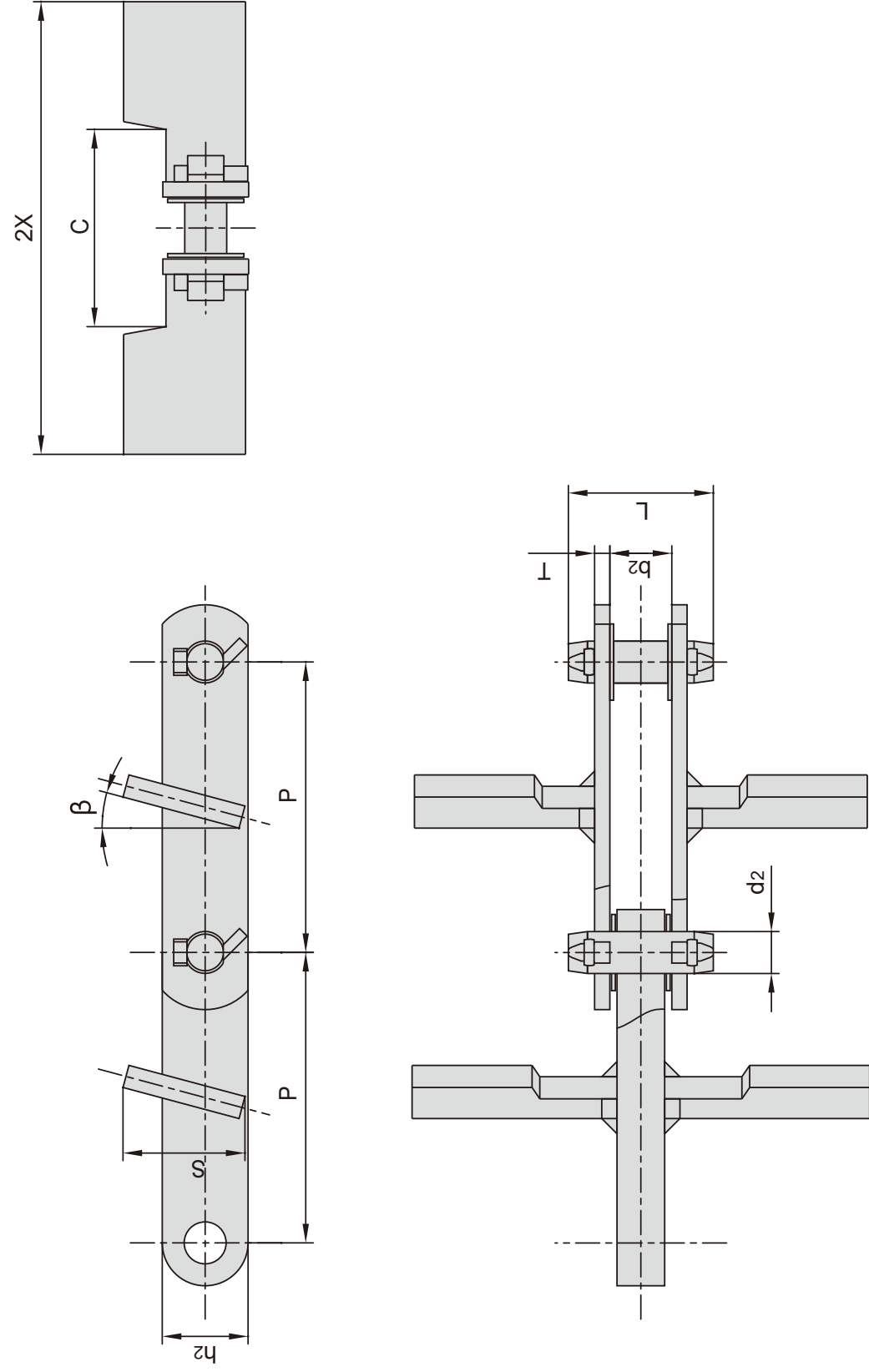
行进方向
Direction of travel

| 节距 Pitch | 滚子直径 Roller diameter | 内节内宽 Width between inner plates | 销轴直径 Pin diameter | 销轴长度 Pin length | 链板高度 Plate depth | 链板厚度 Plate thickness | 附板尺寸 Attachment dimension | | | 抗拉强度 Tensile strength | 每米重量 Weight per meter | |
|-------------|-------------------------|------------------------------------|----------------------|--------------------|---------------------|-------------------------|------------------------------|-------|-------|--------------------------|--------------------------|------|
| | | | | | | | S | 2X | C | | | β |
| P | d1 max | b1 | d2 | L | h2 | T | mm | mm | mm | ° | kN/lbf | kg/m |
| 152.4 | 40.0 | 36.0 | 18.5 | 95.5 | 50.8 | 10.0 | 175.0 | 310.0 | 110.0 | 20° | 170/38242 | 24.9 |
| 152.4 | 63.0 | 36.5 | 15.5 | 86.0 | 20.0 | 8.0 | 91.0 | 240.0 | - | 0° | 200.0/44960 | 13.5 |
| 152.4 | 36.0 | 36.5 | 15.5 | 86.0 | 50.0 | 8.0 | 71.0 | 175.0 | - | 0° | 200.0/44960 | 12.4 |
| 152.4 | 36.0 | 36.5 | 15.5 | 86.0 | 50.0 | 8.0 | 100.0 | 256.0 | - | 0° | 240.0/53952 | 14.2 |

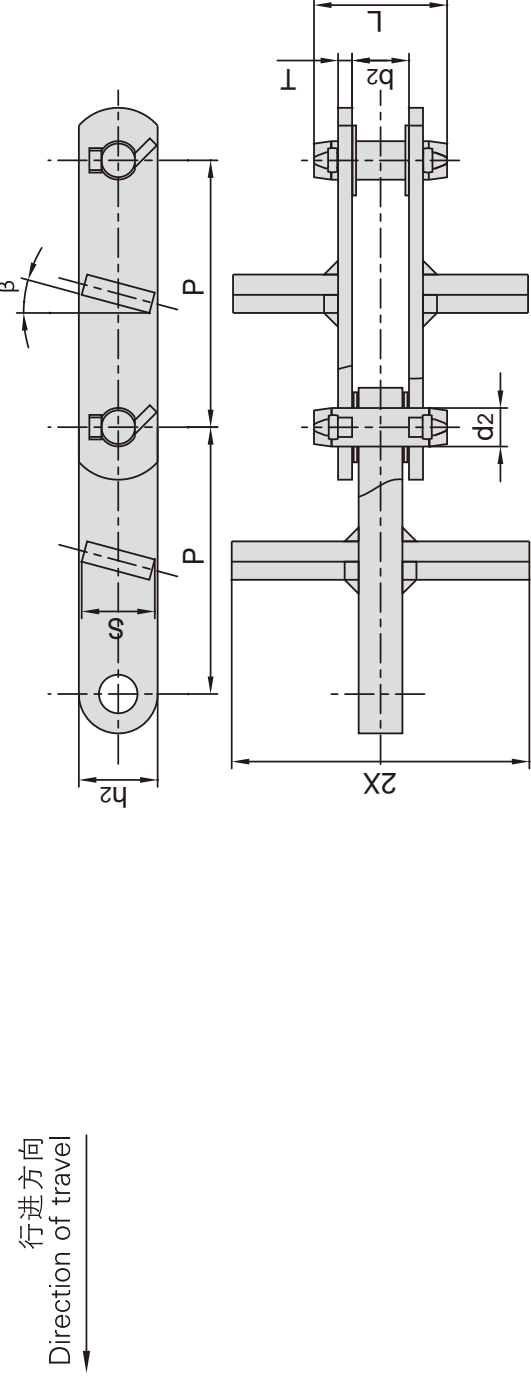
刮板输送机 Scraper conveyor chains

行进方向
Direction of travel

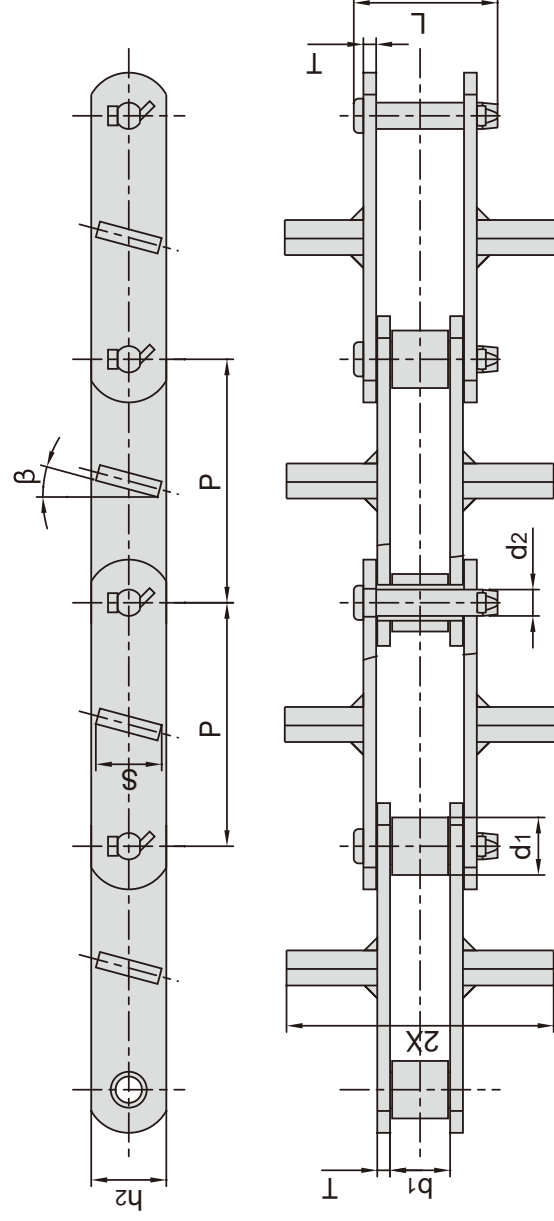


| 节距 Pitch | 外节内宽 Width between outer plates | 销轴直径 Pin diameter | 销轴长度 Pin length | 链板高度 Plate depth | 链板厚度 Plate thickness | 附板尺寸 Attachment dimension | | | 抗拉强度 Tensile strength | 每米重量 Weight per meter | |
|-------------|--|-------------------------|-----------------------|------------------------|----------------------------|---------------------------------|-----|-----|-----------------------------|--------------------------------|-------|
| | | | | | | S | 2X | C | | | β |
| P | b2 | d2 | L | h2 | T | S | 2X | C | β | Q | kg/m |
| mm | mm | mm | mm | mm | mm | mm | mm | mm | ° | kN/lbf | kg/m |
| 150.0 | 25.0 | 18.5 | 67.3 | 38.1 | 10.0 | 115.0 | 180 | 112 | 15° | 150/33743 | 14.50 |
| 152.4 | 32.5 | 22.0 | 76.0 | 45.0 | 8.0 | 64.0 | 326 | 104 | 15° | 260/58489 | 20.40 |
| 152.4 | 32.5 | 22.0 | 76.0 | 45.0 | 8.0 | 83.0 | 286 | 106 | 15° | 260/58489 | 20.80 |
| 152.4 | 32.5 | 22.0 | 76.0 | 45.0 | 8.0 | 64.0 | 276 | 106 | 15° | 260/58489 | 18.00 |
| 152.4 | 32.5 | 22.0 | 76.0 | 45.0 | 8.0 | 64.0 | 220 | 106 | 15° | 260/58489 | 16.50 |
| 152.4 | 34.0 | 22.0 | 85.0 | 45.0 | 12.0 | 81.0 | 400 | 106 | 15° | 400/89983 | 30.90 |
| 152.4 | 32.5 | 22.0 | 80.0 | 45.0 | 10.0 | 65.5 | 270 | 105 | 15° | 240.0/50355 | 15.91 |
| 152.4 | 36.5 | 15.9 | 87.0 | 45.0 | 8.0 | 60.0 | 180 | 120 | 15° | 253.6/57009 | 13.20 |
| 152.4 | 32.5 | 22.0 | 80.0 | 42.0 | 10.0 | 76.8 | 270 | 79 | 15° | 260.0/58448 | 20.10 |
| 200.0 | 40.5 | 35.0 | 104.0 | 80.0 | 13.0 | 168.0 | 420 | 112 | 15° | 530/119227 | 50.60 |
| 200.0 | 40.5 | 35.0 | 104.0 | 80.0 | 13.0 | 148.0 | 430 | 112 | 15° | 530/119227 | 53.90 |
| 200.0 | 33.0 | 26.5 | 77.0 | 50.0 | 10.0 | 145.5 | 430 | 210 | 15° | 400/89983 | 28.93 |

刮板输送机 Scraper conveyor chains

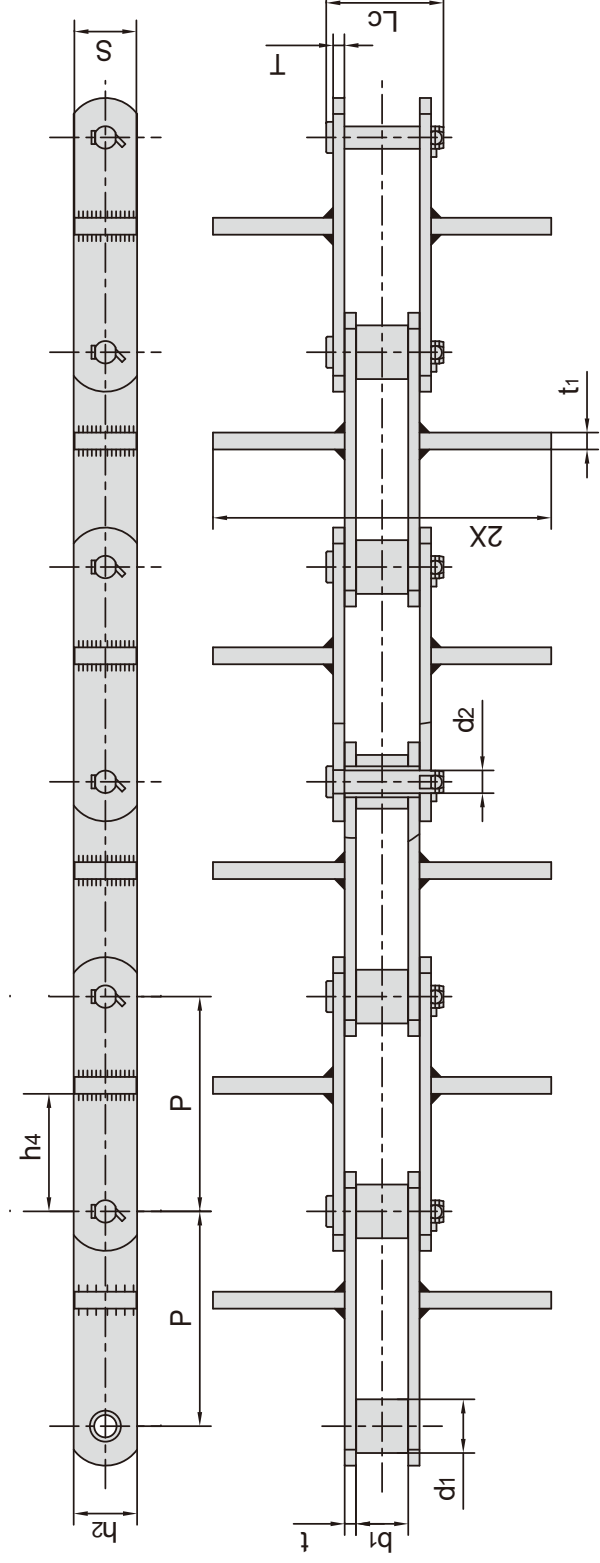


| 东华链号 Donghua Chain No. | 节距 Pitch P mm | 外节内宽 Width between outer plates b2 mm | 销轴直径 Pin diameter d2 mm | 销轴长度 Pin length L mm | 链板高度 Plate depth h2 mm | 链板厚度 Plate thickness T mm | 附板尺寸 Attachment dimension | | | 抗拉强度 Tensile strength Q kN/lbf | 每米重量 Weight per meter q kg/m |
|------------------------------|------------------------|--|-------------------------------------|----------------------------------|------------------------------------|---------------------------------------|---------------------------------|----------|---------|--|---|
| | | | | | | | S mm | 2X mm | β | | |
| P101.6F20 | 101.6 | 16.5 | 17.46 | 53.7 | 38.0 | 6.0 | 34.0 | 210.0 | 45° | 100/22496 | 7.26 |
| P150F17C | 150.0 | 25.0 | 18.50 | 67.3 | 38.1 | 10.0 | 36.0 | 168.0 | 15° | 150/33743 | 10.60 |
| P152F2 | 152.4 | 33.3 | 22.00 | 76.0 | 45.0 | 8.0 | 38.0 | 180.0 | 20° | 260/58489 | 12.10 |
| P152F45D | 152.4 | 32.5 | 22.00 | 76.0 | 45.0 | 8.0 | 42.0 | 170.0 | 15° | 260/58489 | 13.50 |
| P152F45E | 152.4 | 32.5 | 22.00 | 76.0 | 45.0 | 8.0 | 42.0 | 280.0 | 15° | 260/58489 | 16.20 |
| P152F45F | 152.4 | 32.5 | 22.00 | 76.0 | 45.0 | 8.0 | 42.0 | 227.0 | 15° | 260/58489 | 14.90 |
| P152F46 | 152.4 | 40.8 | 25.00 | 86.0 | 50.0 | 9.0 | 49.0 | 290.0 | 15° | 300/67487 | 20.80 |

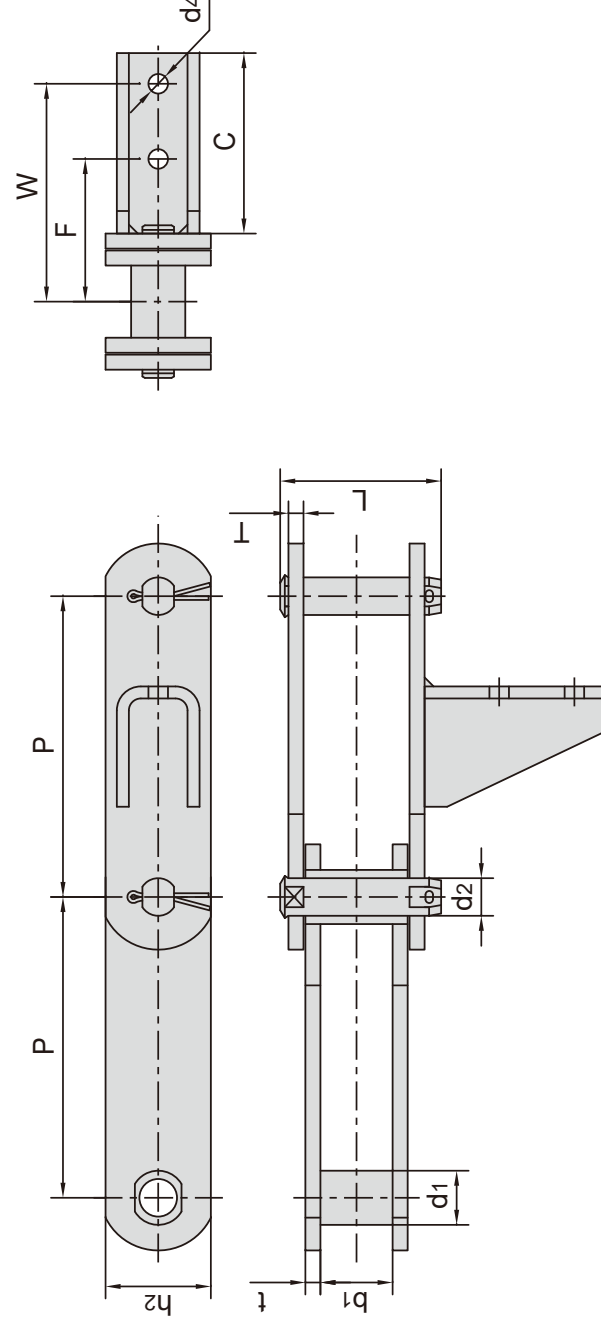


| 东华链号 Donghua Chain No. | 节距 Pitch P mm | 内节内宽 Width between inner plates b1 mm | 滚子直径 Roller diameter d1 mm | 销轴直径 Pin diameter d2 mm | 销轴长度 Pin length L mm | 链板高度 Plate depth h2 mm | 链板厚度 Plate thickness T mm | 附板尺寸 Attachment dimension | | | 抗拉强度 Tensile strength Q kN/lbf | 每米重量 Weight per meter q kg/m |
|------------------------------|------------------------|--|--|-------------------------------------|----------------------------------|------------------------------------|---------------------------------------|---------------------------------|----------|---------|--|---|
| | | | | | | | | S mm | 2X mm | β | | |
| P152F48 | 152.4 | 37.6 | 36.0 | 16.5 | 90.0 | 47.0 | 8.0 | 42.0 | 170.0 | 15° | 180/40492 | 12.1 |
| RO6205MF3 | 152.4 | 37.0 | 38.1 | 15.9 | 88.0 | 45.0 | 8.0 | 42.0 | 170.0 | 15° | 170/38242 | 12.4 |

刮板输送机 Scraper conveyor chains

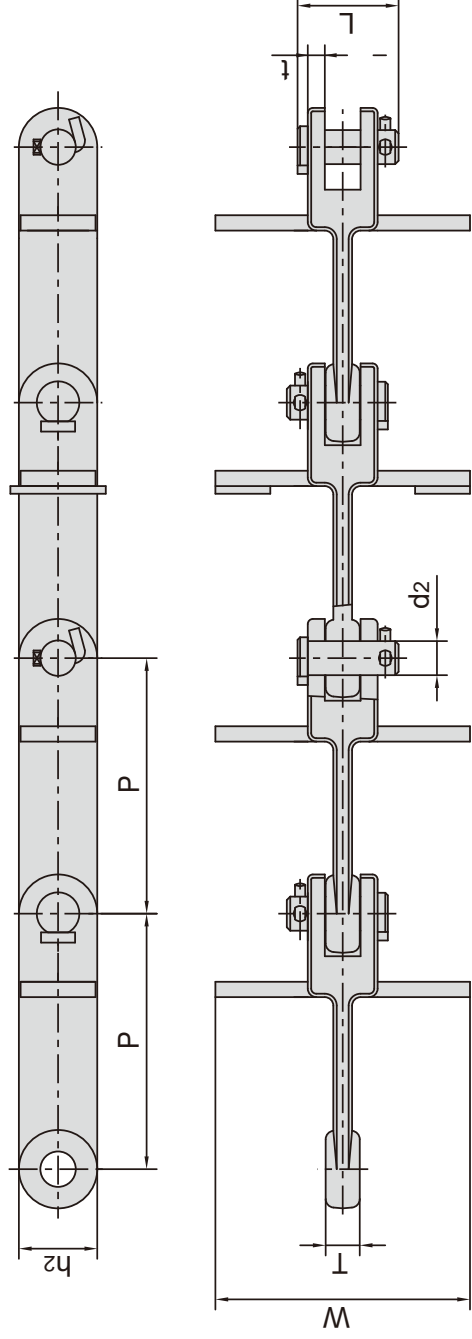


| 东华链号 Donghua Chain No. | 节距 Pitch P mm | 内节内宽 Width between inner plates b1 min mm | 滚子直径 Roller diameter d1 mm | 销轴直径 Pin diameter d2 max mm | 销轴长度 Pin length Lc max mm | 链板高度 Inner Plate depth h2 max mm | 链板厚度 Plate thickness t/T mm | 附板尺寸 Attachment dimension | | | 抗拉强度 Tensile strength Q kN/lbf | 每米重量 Weight per meter q kg/m | |
|------------------------------|------------------------|---|--|--|--|--|---|---------------------------------|---------|----------|--|---|----------|
| | | | | | | | | h4 mm | S mm | 2X mm | | | t1 mm |
| RF6205MF13 | 152.4 | 37.1 | 38.1 | 15.9 | 83.5 | 45.0 | 8.0 | 57.0 | 44.0 | 240.0 | 12.0 | 237.0/53278 | 14.54 |

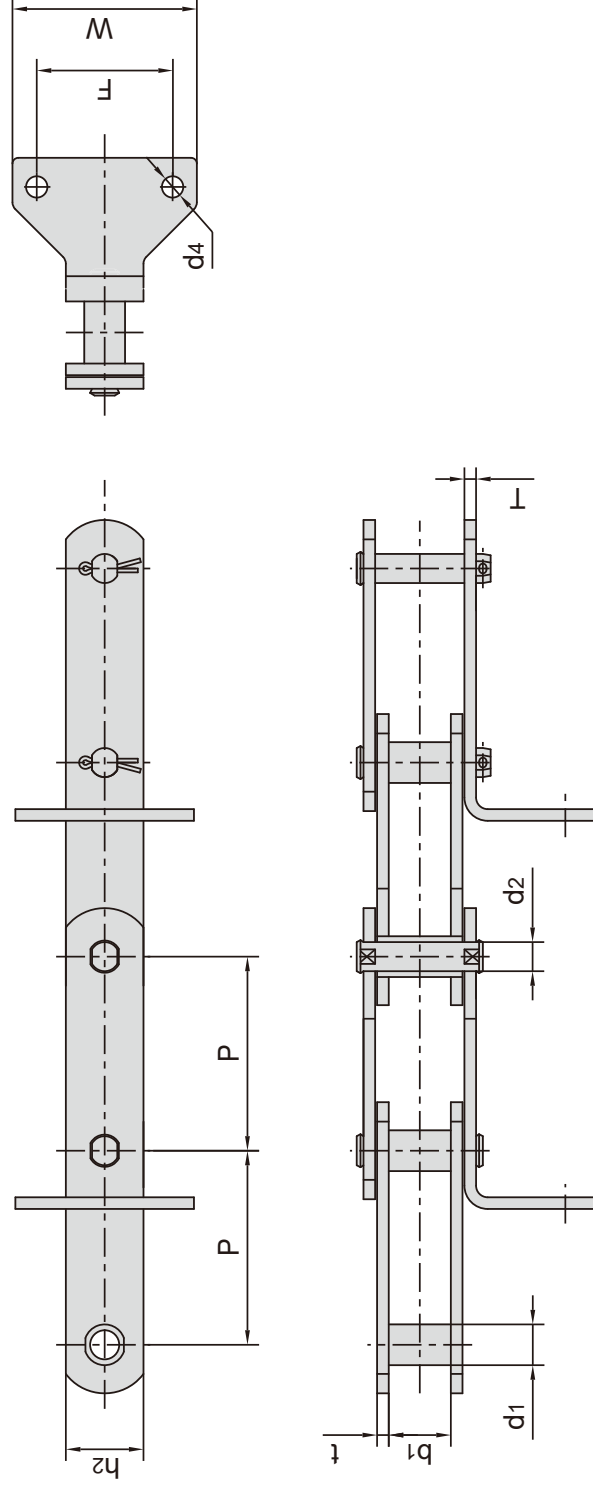


| 东华链号 Donghua Chain No. | 节距 Pitch P mm | 内节内宽 Width between inner plates b1 min mm | 套筒直径 Bush diameter d1 max mm | 销轴直径 Pin diameter d2 max mm | 销轴长度 Pin length L max mm | 链板高度 Plate depth h2 mm | 链板厚度 Plate thickness t/T mm | 附板尺寸 Attachment dimension | | | 抗拉强度 Tensile strength Q kN/lbf | 每米重量 Weight per meter q kg/m | |
|------------------------------|------------------------|---|---|--|---|------------------------------------|---|---------------------------------|---------|---------|--|---|----------|
| | | | | | | | | C mm | F mm | W mm | | | d4 mm |
| M315F51 - B - 200 | 200.0 | 48.0 | 36.0 | 25.0 | 107.0 | 70.0 | 10.0 | 120.0 | 95.0 | 145.0 | 13.0 | 450/102273 | 21.94 |

刮板输送机 Scraper conveyor chains

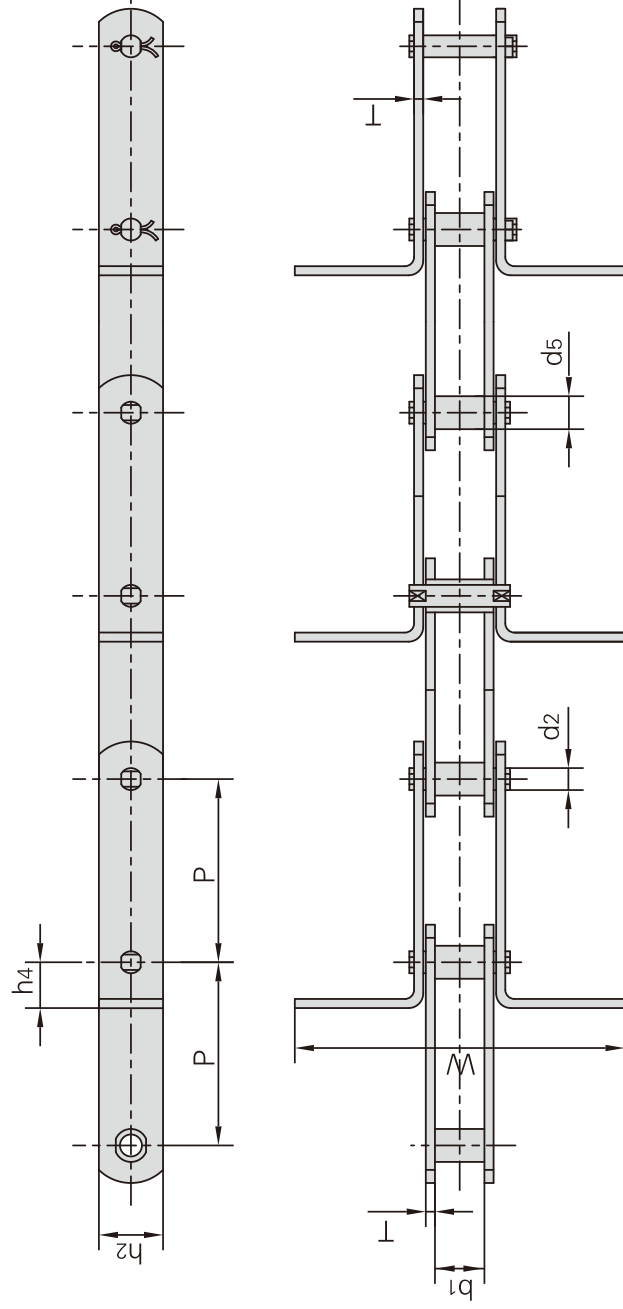


| 东华链号 Donghua Chain No. | 节距 Pitch | 销轴直径 Pin diameter | 链板高度 Plate depth | 销轴长度 Pin Length | 链板厚度 Plate thickness | 附板尺寸 Attachment dimension | 抗拉强度 Tensile strength | 每米重量 Weight per meter |
|------------------------------|-------------|-------------------------|------------------------|-----------------------|----------------------------|---------------------------------|-----------------------------|--------------------------------|
| MCL267-150-T | 150.0 mm | d2 max 20.0 | h2 46.0 | L 59.3 | T/t 20 / 10 | W 220.0 | Q 267/60000 kN/lf | q 11.4 kg/m |



| 东华链号 Donghua Chain No. | 节距 Pitch | 内节内宽 Width between inner plates | 套筒直径 Bush diameter | 销轴直径 Pin diameter | 链板高度 Plate depth | 链板厚度 Plate thickness | 附板尺寸 Attachment dimension | 抗拉强度 Tensile strength | 每米重量 Weight per meter |
|------------------------------|-------------|--|--------------------------|-------------------------|------------------------|----------------------------|--|-----------------------------|--------------------------------|
| MR112F21-B-100 | 100.0 mm | b1 32.0 | d1 21.0 | d2 15.0 | h2 40.0 | T 6.0 | F 70.0 mm W 90.0 mm d4 11.0 | Q 95.2/21413 kN/lf | q 7.45 kg/m |

刮板输送机 Scraper conveyor chains

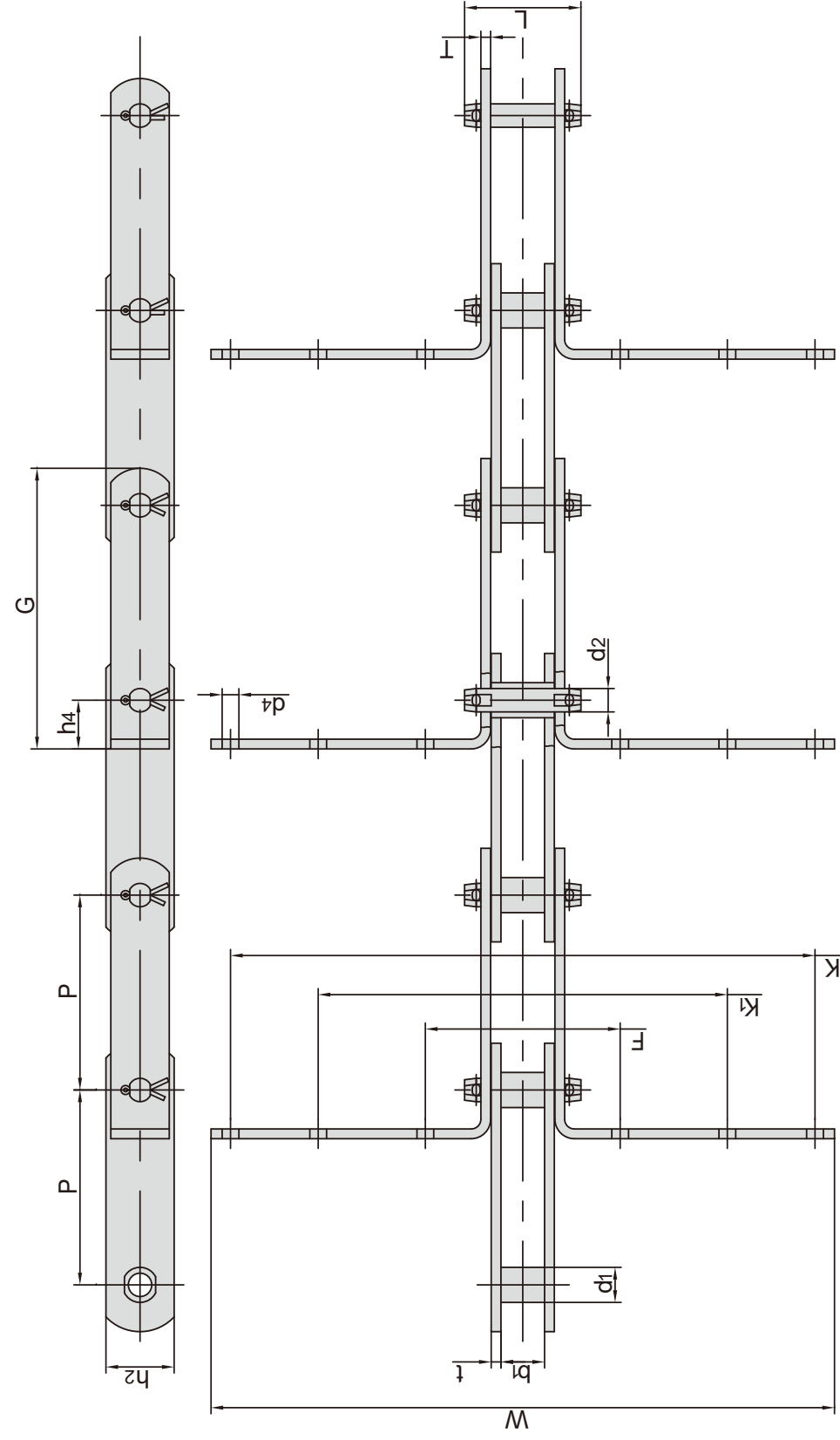


| 东华链号 Donghua Chain No. | P | | b1 min | d2 max | d5 max | h4 | h2 max | T max | W | Q min |
|------------------------------|-----|-----|-----------|-----------|-----------|------|-----------|----------|---|-------------|
| | mm | | | | | | | | | |
| MR56 | 100 | 125 | 24.0 | 10.0 | 15.0 | 20.0 | 30.0 | 4.0 | • | 56.0/12727 |
| MR80 | 100 | 125 | 28.0 | 12.0 | 18.0 | 25.0 | 35.0 | 5.0 | • | 80.0/18182 |
| MR112 | 100 | 125 | 32.0 | 15.0 | 21.0 | 35.0 | 40.0 | 6.0 | • | 112.0/25454 |
| MR160 | 100 | 125 | 37.0 | 18.0 | 25.0 | 40.0 | 50.0 | 7.0 | • | 160.0/36364 |
| MR224 | 125 | 160 | 43.0 | 21.0 | 30.0 | 44.0 | 60.0 | 8.0 | • | 224.0/50909 |
| MR315 | 160 | 200 | 48.0 | 25.0 | 36.0 | 50.0 | 70.0 | 10.0 | • | 315.0/71591 |

| 东华链号 Donghua Chain No. | P | | b1 min | d2 max | d5 max | h4 | h2 max | T max | W | Q min |
|------------------------------|-----|-----|-----------|-----------|-----------|------|-----------|----------|---|-------------|
| | mm | | | | | | | | | |
| FVR40 | 80 | 100 | 18.0 | 10.0 | 15.0 | 20.0 | 25.0 | 3.0 | • | 42.0/9545 |
| FVR63 | 100 | 125 | 22.0 | 12.0 | 18.0 | 25.0 | 30.0 | 4.0 | • | 64.0/14545 |
| FVR90 | 100 | 125 | 25.0 | 14.0 | 20.0 | 30.0 | 35.0 | 5.0 | • | 100.0/22727 |
| FVR112 | 100 | 125 | 30.0 | 16.0 | 22.0 | 35.0 | 40.0 | 6.0 | • | 120.0/27272 |
| FVR140 | 125 | 160 | 35.0 | 18.0 | 26.0 | 38.0 | 45.0 | 6.0 | • | 145.0/32954 |
| FVR180 | 125 | 160 | 45.0 | 20.0 | 30.0 | 44.0 | 50.0 | 8.0 | • | 190.0/43181 |
| FVR250 | 160 | 200 | 55.0 | 26.0 | 36.0 | 50.0 | 60.0 | 8.0 | • | 275.0/62499 |

- 表示自由尺寸(根据客户要求定)
- Dimensions are specified by the customer

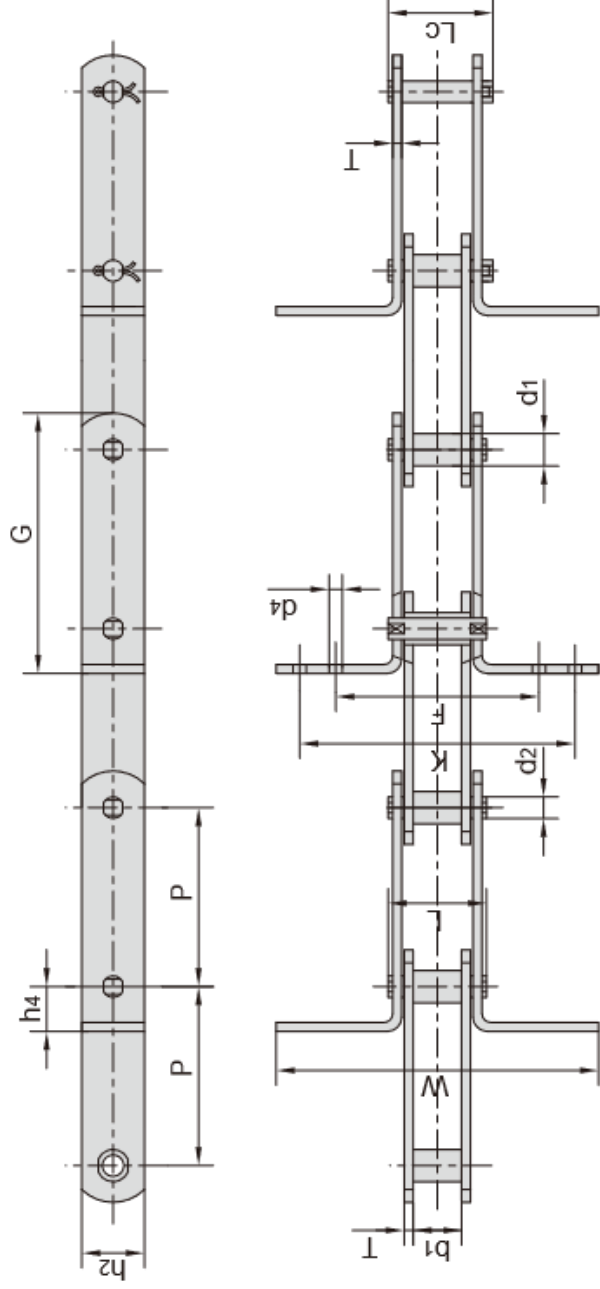
刮板输送机 Scraper conveyor chains



| 东华链号 Donghua Chain No. | 节距 Pitch | 套筒直径 Bush diameter | 内节内宽 Width between inner plates | 销轴直径 Pin diameter | 销轴长度 Pin length | 抗拉强度 Tensile strength | 平均抗拉强度 Average tensile strength | 每米重量 Weight per meter |
|------------------------------|-------------|--------------------------|--|-------------------------|-----------------------|-----------------------------|--|--------------------------------|
| | P mm | d1 max mm | b1 min mm | d2 max mm | L max mm | Q min kN/lbf | Q0 kN | q kg/m |
| PR100F8 | 100.00 | 18.00 | 22.00 | 12.00 | 64.00 | 98.00/22030 | 107.80 | 6.10 |
| PR100F5 | 100.00 | 18.00 | 22.00 | 12.00 | 62.00 | 98.00/22030 | 107.80 | 5.70 |
| PR100F3 | 100.00 | 18.00 | 22.00 | 12.00 | 60.00 | 98.00/22030 | 107.80 | 5.20 |
| PR100F9 | 100.00 | 18.00 | 22.00 | 12.00 | 64.00 | 98.00/22030 | 107.80 | 6.70 |
| PR100F6 | 100.00 | 18.00 | 22.00 | 12.00 | 62.00 | 98.00/22030 | 107.80 | 6.30 |
| PR100F4 | 100.00 | 18.00 | 22.00 | 12.00 | 60.00 | 98.00/22030 | 107.80 | 5.70 |

| 东华链号 Donghua Chain No. | G mm | F mm | W mm | K1 mm | K mm | h4 mm | h2 mm | d4 mm | t/T mm |
|------------------------------|---------|---------|---------|----------|---------|----------|----------|----------|-----------|
| PR100F8 | 144.00 | 100.00 | 230.00 | - | 210.00 | 25.00 | 35.00 | 10.30 | 6.00 |
| PR100F5 | 144.00 | 100.00 | 230.00 | - | 210.00 | 25.00 | 35.00 | 10.30 | 5.00/6.00 |
| PR100F3 | 144.00 | 100.00 | 230.00 | - | 210.00 | 25.00 | 35.00 | 10.30 | 5.00 |
| PR100F9 | 144.00 | 100.00 | 320.00 | 210.00 | 300.00 | 25.00 | 35.00 | 10.30 | 6.00 |
| PR100F6 | 144.00 | 100.00 | 320.00 | 210.00 | 300.00 | 25.00 | 35.00 | 10.30 | 5.00/6.00 |
| PR100F4 | 144.00 | 100.00 | 320.00 | 210.00 | 300.00 | 25.00 | 35.00 | 10.30 | 5.00 |

刮板输送机 Scraper conveyor chains

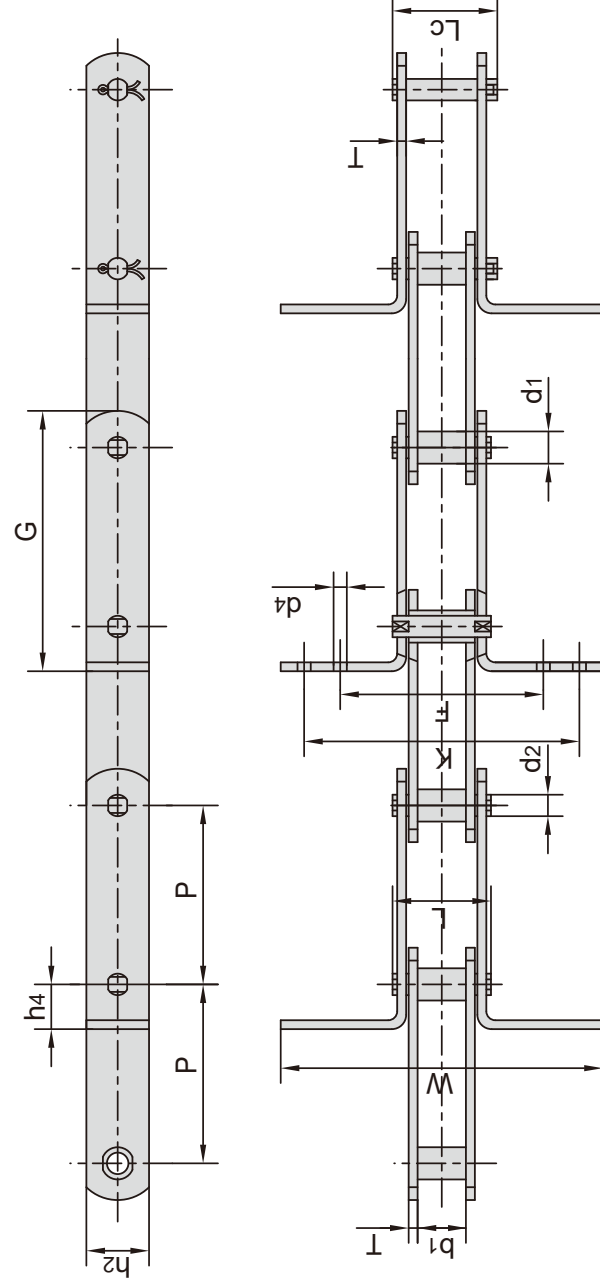


| 东华链号 Donghua Chain No. | 节距 Pitch | 套筒直径 Bush diameter | 内节内宽 Width between inner plates | 销轴直径 Pin diameter | 销轴长度 Pin length | | 抗拉强度 Tensile strength | 平均抗拉强度 Average tensile strength | 每米重量 Weight per meter |
|------------------------------|-------------|--------------------------|--|-------------------------|-----------------------|-----------------|-----------------------------|--|--------------------------------|
| | P mm | d1 max mm | b1 min mm | d2 max mm | L max mm | Lc max mm | Q min kN/lbf | Q0 kN | q kg/m |
| P66.5F1 | 66.5 | 22.0 | 27.00 | 12.00 | 63.3 | - | 120.0/26976 | 132.0 | 6.10 |
| FVR40F5-P-80 | 80.0 | 32.0* | 18.00 | 10.00 | 36.0 | 40.0 | 40.0/8992 | 44.0 | 3.20 |
| MR22F1-B-100 | 100.0 | 12.0 | 12.50 | 8.00 | 30.6 | 34.0 | 22.0/4946 | 24.2 | 1.77 |
| MR112F7-S-100 | 100.0 | 30.0* | 32.00 | 15.00 | 64.5 | 69.0 | 112.0/25179 | 123.2 | 8.95 |
| MR112F8-S-100 | 100.0 | 30.0* | 32.00 | 15.00 | 64.5 | 69.0 | 112.0/25179 | 123.2 | 9.53 |
| MR160F7-S-100 | 100.0 | 36.0* | 37.00 | 18.00 | 75.7 | 84.7 | 160.0/36000 | 176.0 | 15.87 |
| MR160F8-S-100 | 100.0 | 36.0* | 37.00 | 18.00 | 75.7 | 84.7 | 160.0/36000 | 176.0 | 13.80 |
| MR160F11-S-100 | 100.0 | 36.0* | 37.00 | 19.60 | 75.7 | 84.7 | 160.0/36000 | 176.0 | 13.85 |
| MR160F10-B-100 | 100.0 | 25.0 | 37.00 | 19.70 | 75.7 | 84.7 | 160.0/36000 | 176.0 | 13.16 |
| M80-P100F1 | 100.0 | 18.0 | 28.00 | 12.00 | 55.0 | 58.5 | 80.0/18162 | 88.0 | 5.19 |
| M180-P-100 | 100.0 | 26.0 | 28.85 | 18.00 | 62.5 | - | 180.0/40909 | 198.0 | 10.25 |
| FVR40F4-B-100 | 100.0 | 15.0 | 18.00 | 10.00 | 40.0 | 43.5 | 40.0/8992 | 44.0 | 2.88 |
| FVR40F6-B-100 | 100.0 | 15.0 | 18.00 | 10.00 | 36.0 | 40.0 | 40.0/8992 | 44.0 | 2.10 |
| FVR63F2-B-100 | 100.0 | 18.0 | 22.00 | 12.00 | 46.0 | 50.0 | 64.0/14387 | 70.4 | 3.70 |
| FVR63F3-B-100 | 100.0 | 18.0 | 22.00 | 12.00 | 46.0 | 50.0 | 64.0/11240 | 70.4 | 3.90 |
| FVR90F8-B-100 | 100.0 | 20.0 | 25.00 | 14.00 | - | 56.4 | 65.0/14612 | 71.5 | 7.80 |
| MR112F19-B-100 | 100.0 | 21.0 | 32.00 | 15.00 | 64.5 | 69.0 | 112.0/27272 | 123.2 | 8.30 |
| MR160F16-S-100 | 100.0 | 36.0* | 37.00 | 18.00 | 75.7 | 84.7 | 160.0/36000 | 176.0 | 13.70 |
| MR160F20-S-100 | 100.0 | 25.0 | 37.00 | 18.00 | 75.7 | 84.7 | 160.0/36000 | 176.0 | 13.74 |
| P100F16 | 100.0 | 23.0 | 28.00 | 16.00 | 66.0 | - | 115.0/26136 | 127.0 | 6.60 |
| P101.6 | 101.6 | 44.5 | 50.80 | 23.84 | 136.5 | - | 600.0/136362 | 660.0 | 34.96 |
| PR101.6F1 | 101.6 | 24.6 | 50.80 | 15.88 | 98.0 | 103.0 | 180.0/40909 | 198.0 | 12.10 |
| MR224F1-S-125 | 125.0 | 42.0* | 43.00 | 21.00 | 85.0 | 91.0 | 224.0/50357 | 246.4 | 17.92 |
| M310-P-125 | 125.0 | 40.0* | 52.00 | 20.00 | 103.4 | 109.4 | 303.8/69045 | 334.0 | 19.88 |
| M310F1-P-125 | 125.0 | 40.0* | 52.00 | 20.00 | 103.4 | 109.4 | 303.8/69045 | 334.0 | 24.88 |

*表示滚子外径

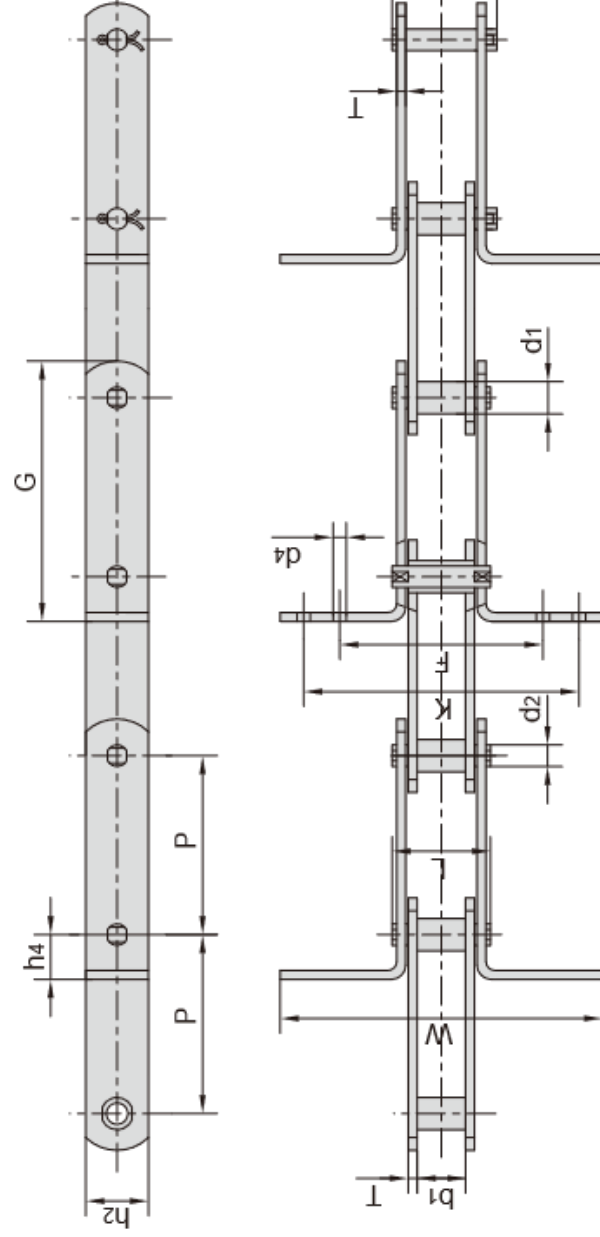
*Indicates the external diameter of roller

刮板输送机
Scraper conveyor chains



| 东华链号 Donghua Chain No. | G | F | W | K | h ₄ | h ₂ | d ₄ | T |
|------------------------------|-------|-------|-------|-------|----------------|----------------|----------------|------|
| | mm | mm | mm | mm | mm | mm | mm | mm |
| P66.5F1 | 112.0 | 100.0 | 160.0 | - | 28.75 | 29.0 | 13 x 25 | 6.0 |
| FVR40F5-P-80 | 104.0 | - | 80.0 | - | 20.0 | 25.0 | - | 3.0 |
| MR22F1-B-100 | 132.7 | - | 150.0 | - | 16.4 | 22.0 | - | 3.0 |
| MR112F7-S-100 | 160.0 | 120.0 | 235.0 | 205.0 | 35.0 | 40.0 | 12.0 | 6.0 |
| MR112F8-S-100 | 160.0 | - | 285.0 | - | 35.0 | 40.0 | - | 6.0 |
| MR160F7-S-100 | 170.0 | 125.0 | 386.0 | 356.0 | 40.0 | 50.0 | 12.0 | 7.0 |
| MR160F8-S-100 | 170.0 | 115.0 | 235.0 | 205.0 | 40.0 | 50.0 | 18.0 | 7.0 |
| MR160F11-S-100 | 170.0 | 115.0 | 235.0 | 205.0 | 40.0 | 50.0 | 19.7 | 7.0 |
| MR160F10-B-100 | 170.0 | 140.0 | 290.0 | 260.0 | 40.0 | 50.0 | 19.7 | 7.0 |
| M80-P100F1 | 145.5 | - | 180.0 | - | 25.0 | 35.0 | - | 5.0 |
| M180-P-100 | 163.0 | - | 185.0 | - | 35.0 | 50.0 | - | 6.0 |
| FVR40F4-B-100 | 134.5 | - | 200.0 | - | 20.0 | 25.0 | - | 4.0 |
| FVR40F6-B-100 | 140.0 | - | 130.0 | - | 25.0 | 25.0 | - | 3.0 |
| FVR63F2-B-100 | 142.5 | - | 190.0 | - | 25.0 | 30.0 | - | 4.0 |
| FVR63F3-B-100 | 142.5 | - | 230.0 | - | 25.0 | 30.0 | - | 4.0 |
| FVR90F8-B-100 | 145.0 | - | 250.0 | - | 25.0 | 35.0 | - | 5.0 |
| MR160F20-B-100 | 165.0 | - | 280.0 | - | 40.0 | 50.0 | - | 7.0 |
| PR101.6F1 | 165.8 | 134.0 | 223.0 | 196.0 | 40.0 | 38.1 | 11.1 | 9.7 |
| MR80F5-B-125 | 170.0 | - | 280.0 | - | 25.0 | 35.0 | - | 5.0 |
| P100F16 | 143.0 | 91.8 | 180.0 | 159.8 | 25.0 | 36.0 | 6.5 | 6.0 |
| P101.6 | 198.6 | - | 206.5 | - | 62.0 | 60.0 | - | 14.5 |
| MR80F7-B-125 | 170.0 | 91.5 | 180.0 | 156.5 | 25.0 | 35.0 | 6.6 | 5.0 |
| MR224F1-S-125 | 203.0 | - | 235.0 | - | 44.0 | 60.0 | - | 8.0 |
| M310-P-125 | 195.0 | - | 270.0 | - | 35.0 | 55.0 | - | 10.0 |
| M310F1-P-125 | 195.0 | - | 560.0 | - | 35.0 | 55.0 | - | 10.0 |

刮板输送机 Scraper conveyor chains

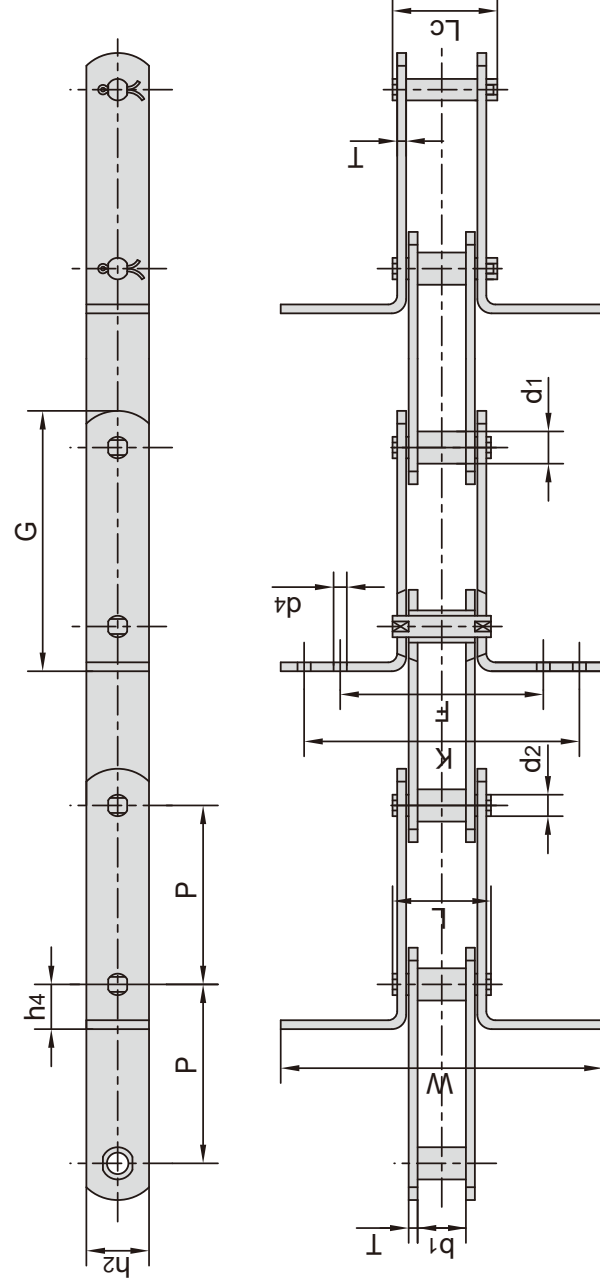


| 东华链号 Donghua Chain No. | 节距 Pitch | 套筒直径 Bush diameter | 内节内宽 Width between inner plates | 销轴直径 Pin diameter | 销轴长度 Pin length | | 抗拉强度 Tensile strength | 平均抗拉强度 Average tensile strength | 每米重量 Weight per meter |
|------------------------------|-------------|--------------------------|--|-------------------------|-----------------------|-----------------|-----------------------------|--|--------------------------------|
| | P mm | d1 max mm | b1 min mm | d2 max mm | L max mm | Lc max mm | Q min kN/lbf | Q0 kN | q kg/m |
| FVR90F1-B-125 | 125.0 | 20.0 | 25.00 | 14.00 | 52.0 | 56.4 | 150.0/33743 | 165.0 | 6.16 |
| P125F3 | 125.0 | 25.0 | 36.00 | 18.00 | 82.0 | - | 220.0/49999 | 242.0 | 11.17 |
| P125F4 | 125.0 | 25.0 | 36.00 | 18.00 | 82.0 | - | 220.0/49999 | 242.0 | 9.83 |
| MR80F5-B-125 | 125.0 | 18.0 | 28.00 | 12.00 | 55.0 | 58.5 | 80.0/18162 | 88.0 | 5.24 |
| MR80F7-B-125 | 125.0 | 18.0 | 28.00 | 12.00 | 55.4 | 60.0 | 80.0/17984 | 88.0 | 5.00 |
| MR80F8-B-125 | 125.0 | 18.0 | 28.00 | 12.00 | 59.4 | 64.0 | 112.0/27272 | 123.2 | 6.30 |
| MR112F11-B-125 | 125.0 | 25.0 | 20.00 | 19.05 | 49.0 | 56.0 | 112.0/27272 | 123.2 | 5.71 |
| MR112F18-B-125 | 125.0 | 21.0 | 32.00 | 15.00 | 64.5 | 69.0 | 112.0/27272 | 123.2 | 7.60 |
| MR160F13-B-125 | 125.0 | 25.0 | 37.00 | 18.00 | 75.7 | 84.7 | 160.0/36000 | 176.0 | 7.90 |
| MR160F18-B-125 | 125.0 | 25.0 | 37.00 | 18.00 | 75.7 | 84.7 | 160.0/36000 | 176.0 | 11.90 |
| MR112F20-B-125 | 125.0 | 21.0 | 32.00 | 15.00 | - | 72.5 | 112.0/27272 | 123.2 | 8.52 |
| M310F1-P-150 | 150.0 | 40.0* | 52.00 | 20.00 | 103.4 | 109.4 | 303.8/69045 | 334.0 | 19.13 |
| PR150F3 | 150.0 | 30.0 | 38.00 | 21.00 | - | 83.00 | 200.0/44960 | 220.0 | 12.40 |
| FVR112F4-P-150 | 150.0 | 46.0* | 20.00 | 16.00 | 52.0 | 56.0 | 112.0/25454 | 123.2 | 6.60 |
| MR112F15-B-150 | 150.0 | 21.0 | 32.00 | 15.00 | 64.5 | 69.0 | 112.0/27272 | 123.2 | 6.95 |
| MR112F16-B-150 | 150.0 | 21.0 | 32.00 | 15.00 | 64.5 | 69.0 | 112.0/27272 | 123.2 | 6.69 |
| FVR112F3-B-155 | 155.0 | 22.0 | 65.00 | 16.00 | 109.0 | - | 120.0/26977 | 132.0 | 7.13 |
| MR160F4-S-160 | 160.0 | 36.0* | 37.00 | 18.00 | 85.0 | - | 160.0/36000 | 176.0 | 11.39 |
| FVR180F2-B-160 | 160.0 | 30.0 | 49.00 | 20.00 | 91.0 | 97.0 | 250.0/56203 | 275.0 | 15.53 |
| P160F12 | 160.0 | 50.0* | 34.00 | 20.00 | 77.8 | - | 160.0/35993 | 176.0 | 10.30 |
| MR80F3-B-160 | 160.0 | 18.0 | 28.00 | 12.00 | 55.0 | 58.5 | 80.0/18162 | 88.0 | 4.90 |
| MR450F1-S-200 | 200.0 | 60.0* | 56.00 | 30.00 | 119.0 | 132.0 | 450.0/101165 | 495.0 | 35.23 |

*表示滚子外径

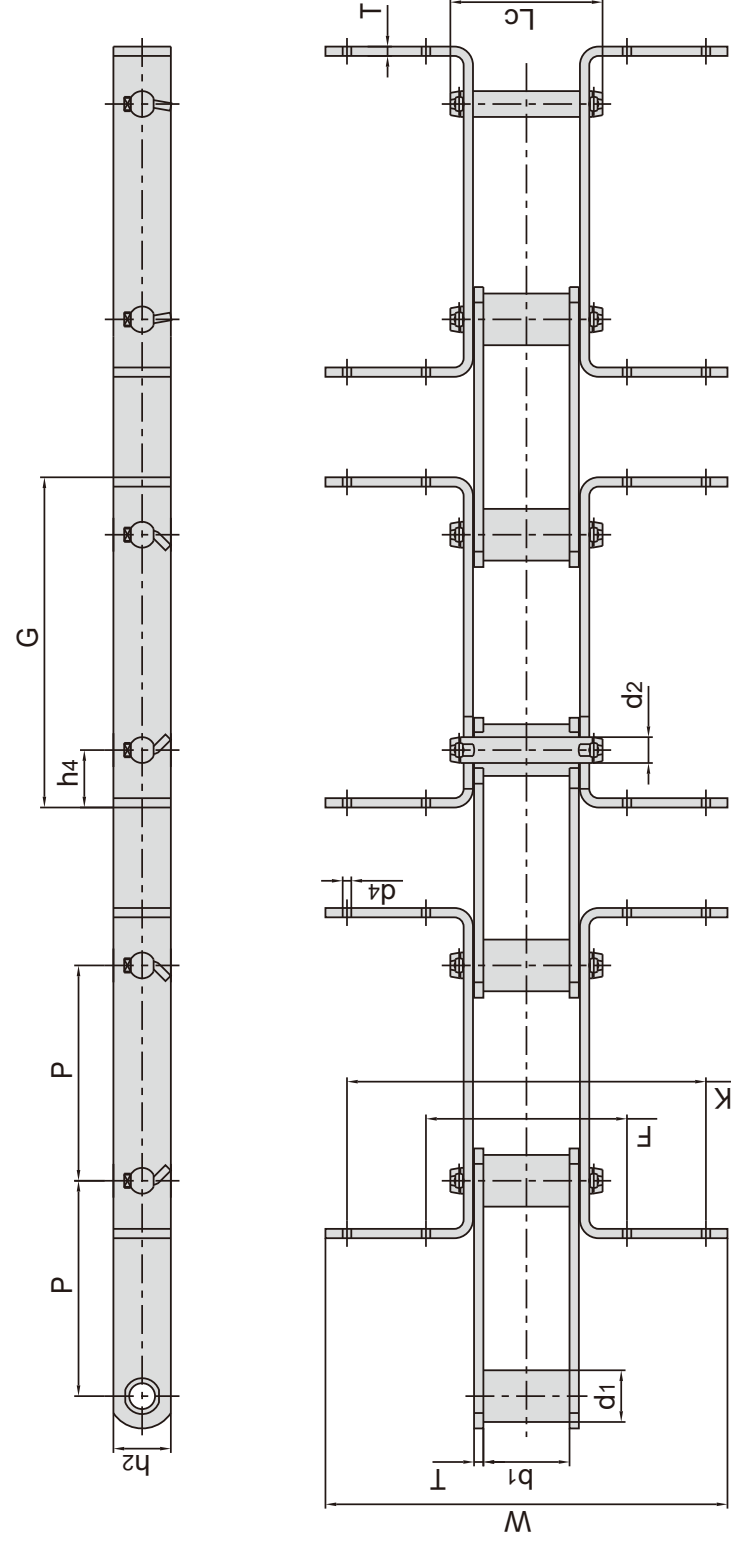
*Indicates the external diameter of roller

刮板输送机
Scraper conveyor chains



| 东华链号 Donghua Chain No. | G | F | W | K | h4 | h2 | d4 | T |
|------------------------------|-------|-------|-------|-------|------|------|------|------|
| | mm | mm | mm | mm | mm | mm | mm | mm |
| FVR90F1-B-125 | 175.0 | 90.0 | 290.0 | 270.0 | 30.0 | 40.0 | 9.0 | 5.0 |
| P125F3 | 190.0 | 139.5 | 290.0 | 259.5 | 35.0 | 51.0 | 8.5 | 6.0 |
| P125F4 | 190.0 | 119.5 | 220.0 | 191.5 | 35.0 | 51.0 | 8.5 | 6.0 |
| MR160F16-S-100 | 170.0 | 118.0 | 235.0 | 208.0 | 40.0 | 50.0 | 12.0 | 7.0 |
| MR80F8-B-125 | 175.0 | 92.0 | 280.0 | 252.0 | 30.0 | 35.0 | 6.5 | 6.0 |
| MR112F11-B-125 | 184.0 | 90.0 | 190.0 | 160.0 | 35.0 | 40.0 | 7.0 | 5.0 |
| MR112R18-B-125 | 185.0 | - | 235.0 | - | 35.0 | 40.0 | - | 6.0 |
| MR112F19-B-100 | 185.0 | - | 235.0 | - | 35.0 | 40.0 | - | 6.0 |
| MR112F20-B-125 | 185.0 | - | 240.0 | - | 35.0 | 40.0 | - | 6.0 |
| MR160F13-B-125 | 195.0 | - | 230.0 | - | 40.0 | 50.0 | - | 7.0 |
| MR160F18-B-125 | 195.5 | - | 320.0 | - | 40.0 | 50.0 | - | 7.0 |
| M310F1-P-150 | 220.0 | - | 350.0 | - | 40.0 | 50.0 | - | 10.0 |
| PR150F3 | 234.0 | 98.0 | 210.0 | 250.0 | 50.0 | 56.0 | 11.0 | 8.0 |
| FVR112F4-P-150 | 203.0 | 83.0 | 109.0 | - | 28.0 | 40.0 | 10.0 | 6.0 |
| MR80F3-B-160 | 205.0 | - | 320.0 | - | 25.0 | 35.0 | - | 5.0 |
| MR112F15-B-150 | 210.0 | 120.0 | 280.0 | 240.0 | 35.0 | 40.0 | 9.0 | 6.0 |
| FVR112F3-B-155 | 207.5 | - | 250.0 | - | 30.0 | 40.0 | - | 6.0 |
| MR160F4-S-160 | 248.5 | 140.0 | 300.0 | 250.0 | 63.5 | 50.0 | 18.0 | 7.0 |
| FVR180F2-B-160 | 230.0 | 248.0 | 368.0 | 308.0 | 35.0 | 60.0 | 8.0 | 8.0 |
| P160F12 | 230.0 | - | 214.5 | - | 40.0 | 50.0 | - | 6.0 |
| MR112F16-B-150 | 210.0 | 100.0 | 240.0 | 200.0 | 35.0 | 40.0 | 9.0 | 6.0 |
| MR450F1-S-200 | 307.0 | - | 488.0 | - | 60.0 | 80.0 | - | 12.0 |

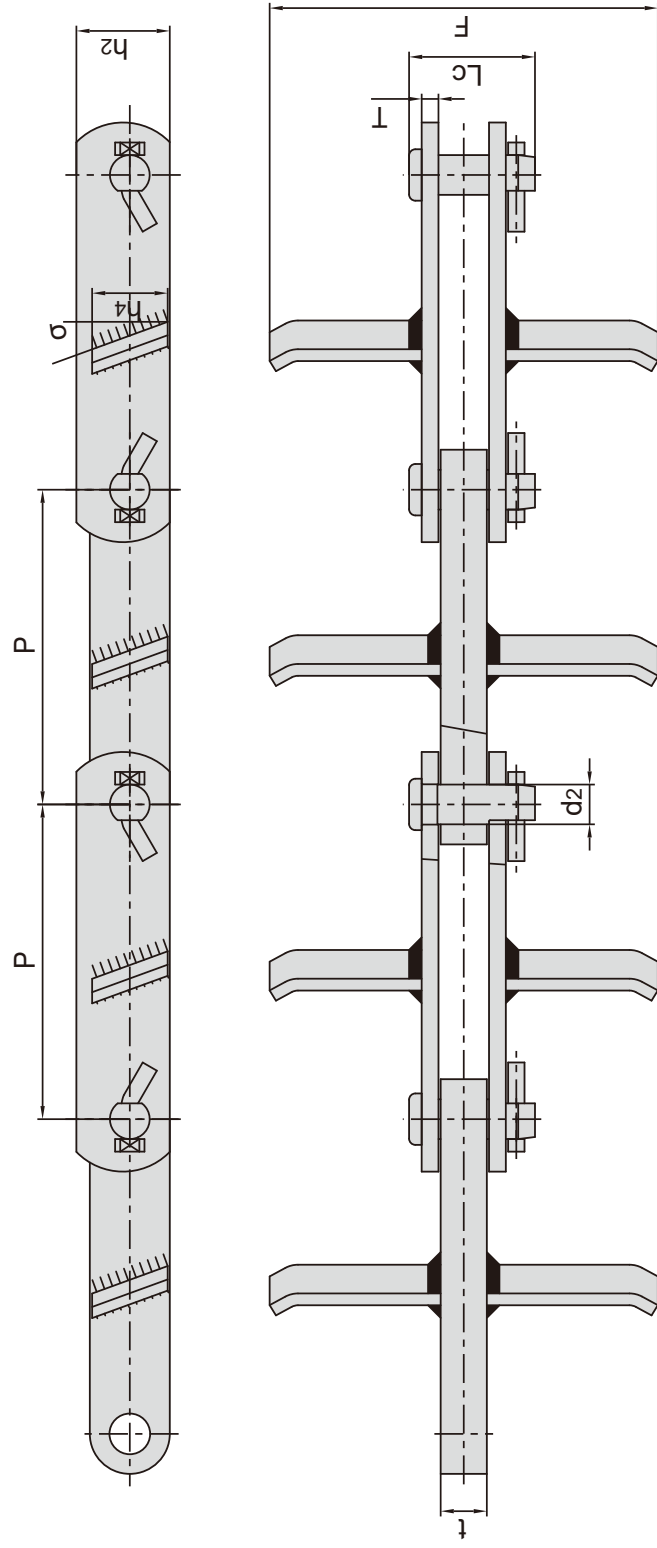
刮板输送机 Scraper conveyor chains



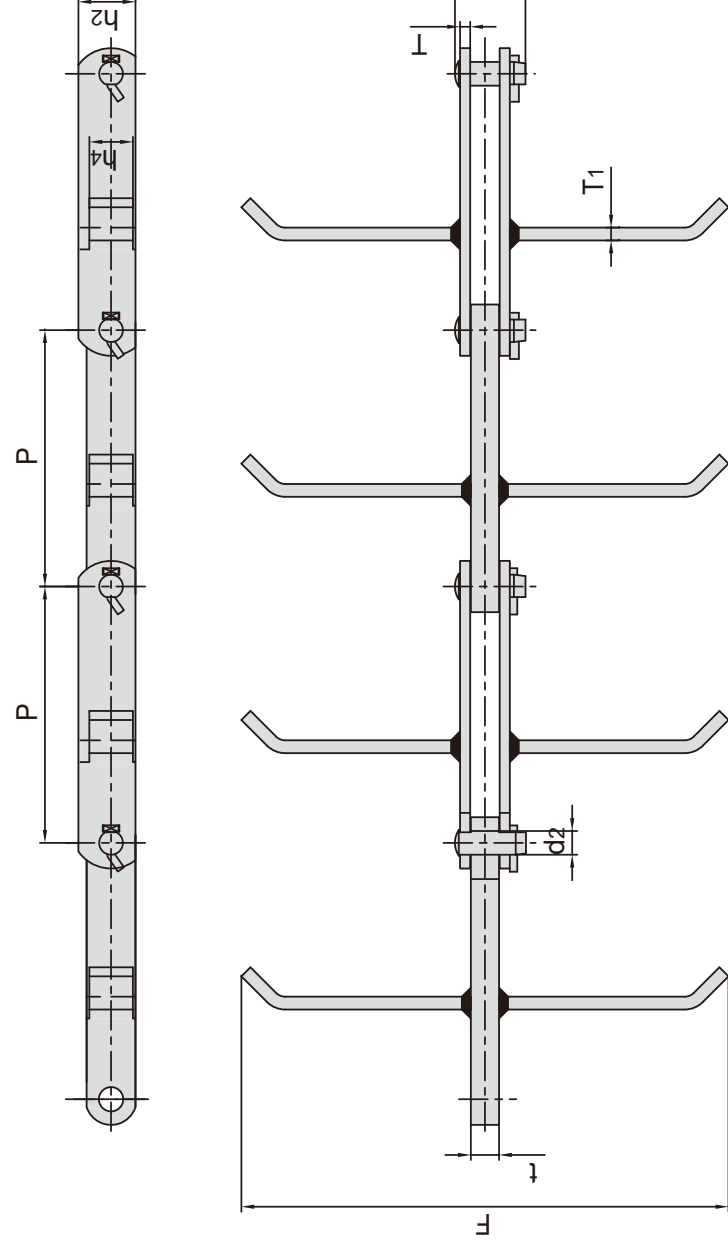
| 东华链号 Donghua Chain No. | 节距 Pitch | 套筒直径 Bush diameter | 内节内宽 Width between inner plates | 销轴直径 Pin diameter | 销轴长度 Pin length | 抗拉强度 Tensile strength | 平均抗拉强度 Average tensile strength | 每米重量 Weight per meter |
|------------------------------|-------------|--------------------------|--|-------------------------|-----------------------|-----------------------------|--|--------------------------------|
| | | d1 max mm | b1 min mm | d2 max mm | Lc max mm | Q min kN/lbf | Q0 kN | q kg/m |
| PR150F4 | 150.0 | 36.0 | 60.00 | 18.00 | 106.00 | 160.0/35968 | 176.00 | 11.50 |
| P150F147 | 150.0 | 36.0 | 55.00 | 25.40 | 116.00 | 330.0/74184 | 363.00 | 27.80 |

| 东华链号 Donghua Chain No. | G | F | W | K | h4 | h2 | d4 | T |
|------------------------------|-------|-------|-------|-------|------|------|-----|-----|
| | mm | mm | mm | mm | mm | mm | mm | mm |
| PR150F4 | 230.0 | 140.0 | 280.0 | 250.0 | 40.0 | 40.0 | 6.0 | 6.5 |
| P150F147 | 236.0 | - | 380.0 | - | 43.0 | 60.0 | - | 8.0 |

刮板输送机 Scraper conveyor chains

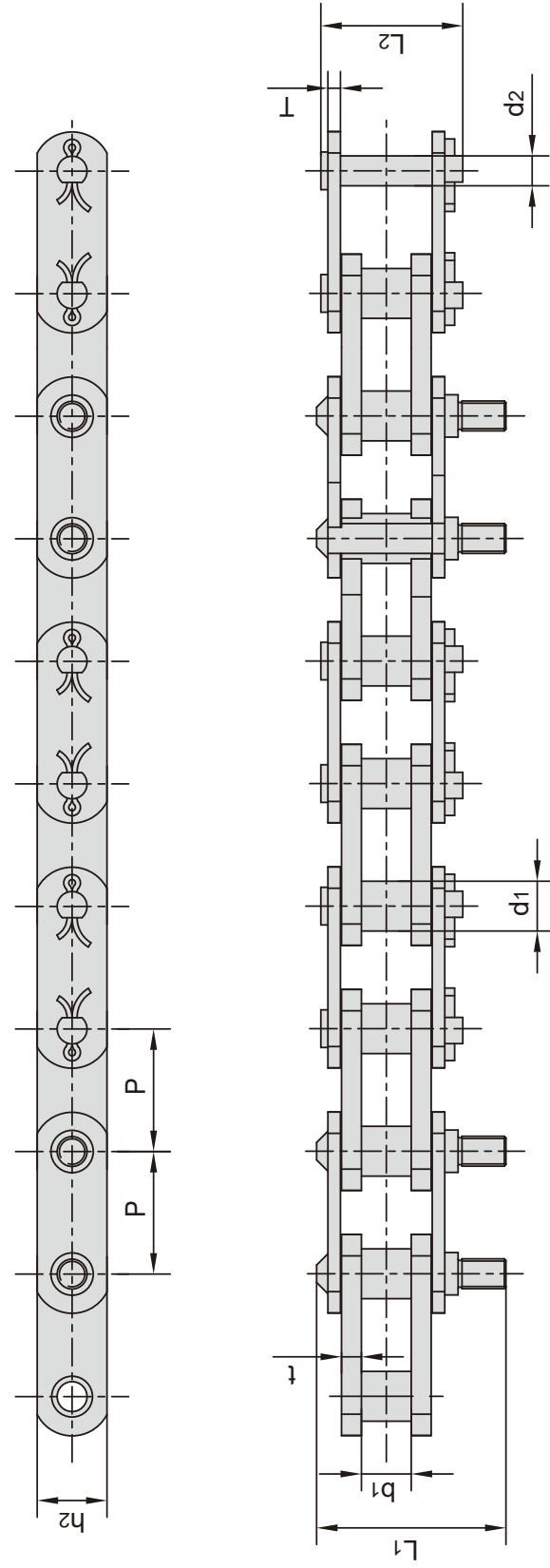


| 东华链号 Donghua Chain No. | 节距 Pitch | 销轴直径 Pin diameter | 销轴长度 Pin length | 链板高度 Inner plate depth | 链板厚度 Plate thickness | 附板尺寸 Attachment dimension | | | 抗拉强度 Tensile strength | 平均抗拉强度 Average tensile strength | 每米重量 Weight per meter |
|------------------------------|-------------|--------------------------|-------------------------|---------------------------------|------------------------------|---------------------------------|----|----------|-----------------------------------|--|--------------------------------|
| | | | | | | F | h4 | σ | | | |
| BC150F1 | 150.0 | d2 max mm 18.95 | Lc max mm 60.0 | h2 max mm 44.5 | t/T max mm 22.0/7.9 | F | h4 | σ | Q min kN/lbf 280.6/63081 | Q ₀ min mm 308.7 | q kg/m 8.90 |



| 东华链号 Donghua Chain No. | 节距 Pitch | 销轴直径 Pin diameter | 销轴长度 Pin length | 链板高度 Inner plate depth | 链板厚度 Plate thickness | 附板尺寸 Attachment dimension | | | 抗拉强度 Tensile strength | 平均抗拉强度 Average tensile strength | 每米重量 Weight per meter |
|------------------------------|-------------|--------------------------|-------------------------|---------------------------------|------------------------------|---------------------------------|----------------|----|-----------------------------------|--|--------------------------------|
| | | | | | | F | T ₁ | h4 | | | |
| BC200F5 | 200.0 | d2 max mm 18.50 | Lc max mm 56.0 | h2 max mm 44.5 | t/T max mm 22.0/7.9 | F | T ₁ | h4 | Q min kN/lbf 280.6/63081 | Q ₀ min mm 308.7 | q kg/m 11.90 |

洗煤机链 Conveyor chains for coal washer



| 东华链号 Donghua Chain No. | 节距 Pitch | 套筒直径 Bush diameter | 内节内宽 Width between inner plates | 销轴直径 Pin diameter | 销轴长度 Pin length | | 链板高度 Plate depth | 链板厚度 Plate thickness | 抗拉强度 Tensile strength | 平均抗拉强度 Average tensile strength | 每米重量 Weight per meter |
|------------------------------|-------------|--------------------------|--|-------------------------|-----------------------|-----------------|------------------------|----------------------------|-----------------------------|--|--------------------------------|
| | P mm | d1 max mm | b1 min mm | d2 max mm | L1 max mm | L2 max mm | h2 max mm | t/T max mm | Q min kN/lbf | Q0 min kN | q kg/m |
| *P78 | 78.1 | 31.75 | 34.50 | 19.05 | 128.5 | 90.5 | 44.5 | 9.6 | 140.0/31818 | 166.88 | 14.09 |
| P78F1 | 78.1 | 31.75 | 31.75 | 19.05 | 122.0 | 90.5 | 44.5 | 12.7/8.0 | 140.0/31818 | 166.88 | 14.22 |
| *P78F2 | 78.1 | 31.75 | 31.75 | 19.05 | 129.0 | 90.5 | 44.5 | 12.7/8.0 | 140.0/31818 | 166.88 | 14.59 |
| *P78F3 | 78.1 | 31.75 | 31.25 | 19.05 | 124.0 | 90.5 | 44.5 | 12.7/8.0 | 140.0/31818 | 166.88 | 14.60 |
| #P78F5 | 78.1 | 31.75 | 34.50 | 19.05 | 124.0 | 91.0 | 44.5 | 9.7 | 140.0/31818 | 166.88 | 14.75 |
| #P78F6 | 78.1 | 31.75 | 32.00 | 20.70 | 127.0 | 93.0 | 46.0 | 10.0 | 140.0/31818 | 166.88 | 15.40 |

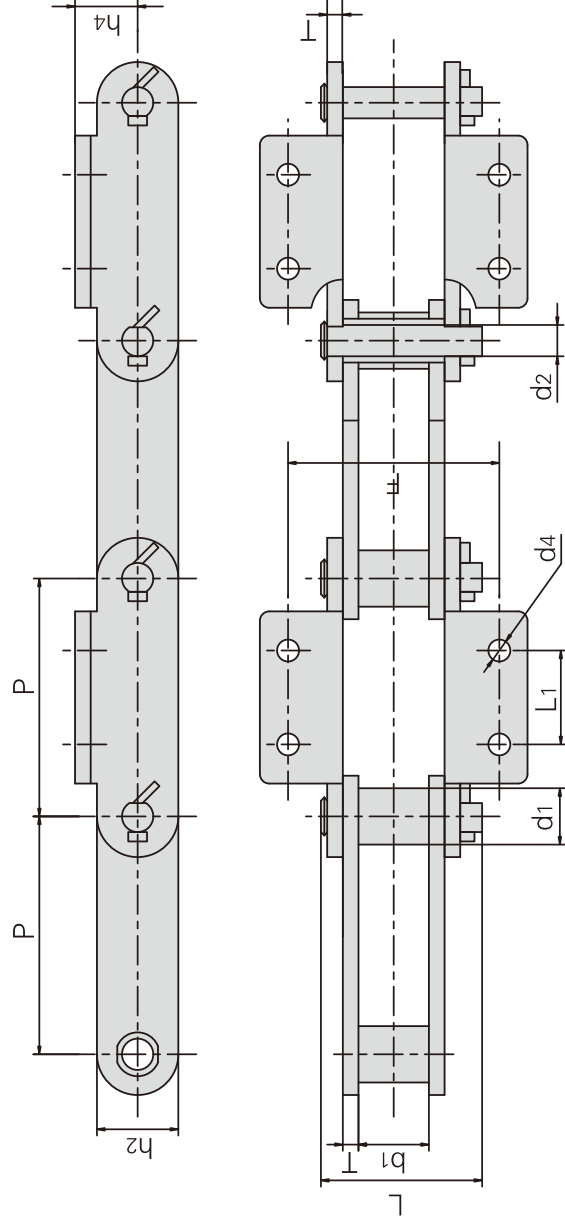
*表示连接链节形式是钢丝锁销形式

* Connecting link with solid long cotter

#表示连接链节形式是T型止锁销形式

Connecting link with T pin

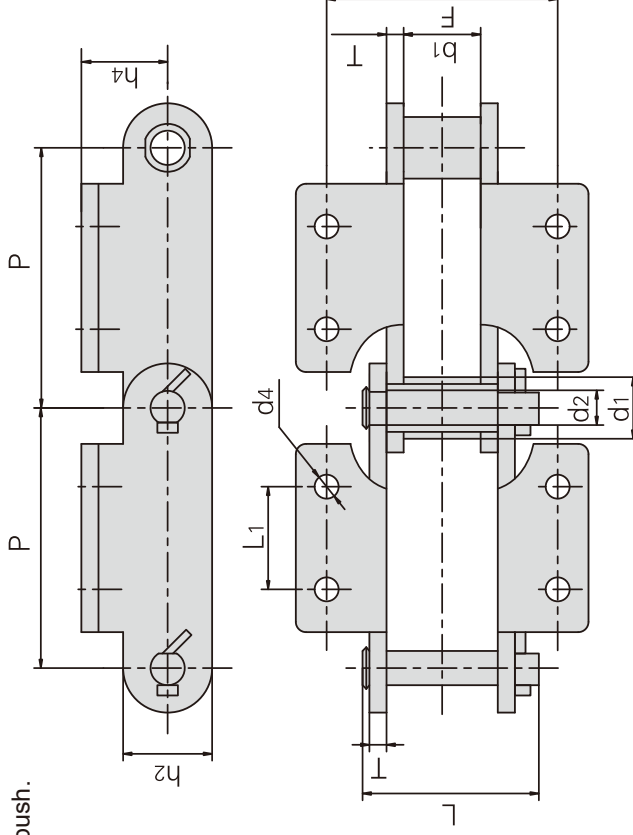
带附板输送链 Conveyor chain with attachments



| 输送机 型号 Conveyor type | 东华链号 Donghua Chain No. | 节距 Pitch P mm | 滚子直径 Roller diameter d1 mm | 内节内宽 Width between inner plates b1 mm | 销轴直径 Pin diameter d2 mm | 销轴长度 Pin length L mm | 链板高度 Plate depth h2 mm | 链板厚度 Plate thickness T mm | 附板尺寸 Attachment dimension | | | | 抗拉强度 Tensile strength Q min kN/lbf |
|-------------------------------|------------------------------|------------------------|--|--|-------------------------------------|----------------------------------|------------------------------------|---------------------------------------|---------------------------------|-----|----|----|---|
| | | | | | | | | | L1 | F | h4 | d4 | |
| DS400 | P152F123 | 152.4 | 36.0 | 36.5 | 15.5 | 90.0 | 50.0 | 8.0 | 60 | 120 | 38 | 14 | 275/61863 |
| DS640 | P250F44 | 250.0 | 48.5 | 57.6 | 22.2 | 120.0 | 75.0 | 10.0 | 125 | 160 | 60 | 12 | 560/125976 |
| | *P160F76K2 | 160.0 | 40.0 | 66.0 | 26.0 | 128.0 | 70.0 | 10.0 | 120 | 175 | 43 | 15 | 450/101164 |
| | *P160F82K2 | 160.0 | 36.0 | 65.0 | 20.0 | 108.0 | 60.0 | 9.0 | 60 | 130 | 45 | 14 | 300/67443 |
| | P160F99K2 | 160.0 | 50.0 | 55.0 | 20.0 | 108.0 | 60.0 | 9.0 | 60 | 130 | 65 | 17 | 300/67443 |

*套筒链：表中滚子直径d1为套筒直径

*Bush chain: d1 in the table indicates the external diameter of the bush.



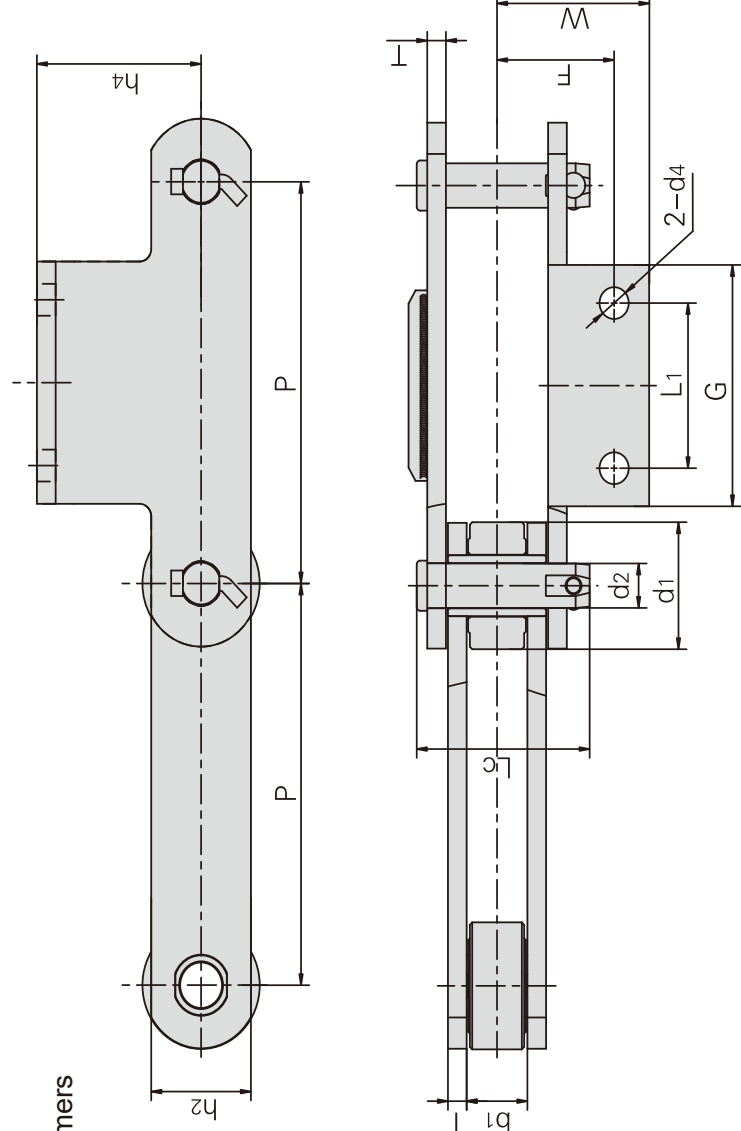
| 输送机 型号 Conveyor type | 东华链号 Donghua Chain No. | 节距 Pitch P mm | 滚子直径 Roller diameter d1 mm | 内节内宽 Width between inner plates b1 mm | 销轴直径 Pin diameter d2 mm | 销轴长度 Pin length L mm | 链板高度 Plate depth h2 mm | 链板厚度 Plate thickness T mm | 附板尺寸 Attachment dimension | | | | 抗拉强度 Tensile strength Q min kN/lbf |
|-------------------------------|------------------------------|------------------------|--|--|-------------------------------------|----------------------------------|------------------------------------|---------------------------------------|---------------------------------|-----|----|------|---|
| | | | | | | | | | L1 | F | h4 | d4 | |
| SDB400 | P250F45 | 250.0 | 36.0 | 40.0 | 20.0 | 89.0 | 65.0 | 8.0 | 85 | 130 | 55 | 14.0 | 450/101230 |
| SDB500 (540) | P250F46 | 250.0 | 36.0 | 44.0 | 21.0 | 94.0 | 85.0 | 8.0 | 85 | 132 | 55 | 18.5 | 500/112479 |
| SDB630 (600) | P250F47 | 250.0 | 45.0 | 52.0 | 30.0 | 128.0 | 115.0 | 10.0 | 85 | 162 | 75 | 18.5 | 1000/224957 |

带附板输送链

Conveyor chain with attachments

用于堆取料机

For combined stacker / reclaimers



| 东华链号 Donghua Chain No. | 节距 Pitch | 滚子直径 Roller diameter | 内节内宽 Width between inner plates | 销轴直径 Pin diameter | 销轴长度 Pin length | 链板高度 Plate depth | 链板厚度 Plate thickness | 抗拉强度 Tensile strength | 平均抗拉强度 Average tensile strength |
|------------------------------|-------------|----------------------------|--|-------------------------|-----------------------|------------------------|----------------------------|-----------------------------|--|
| | P mm | d1 max mm | b1 max mm | d2 max mm | LC max mm | h2 mm | T mm | Q min kN/lbf | Q0 kN |
| P250F74 | 250.0 | 76.5 | 40.0 | 24.0 | 117.0 | 60.0 | 12.0 | 400/89983 | 450.0 |
| P315F11 | 315.0 | 100.0 | 52.0 | 35.0 | 148.0 | 85.0 | 16.0 | 800/179966 | 900.0 |

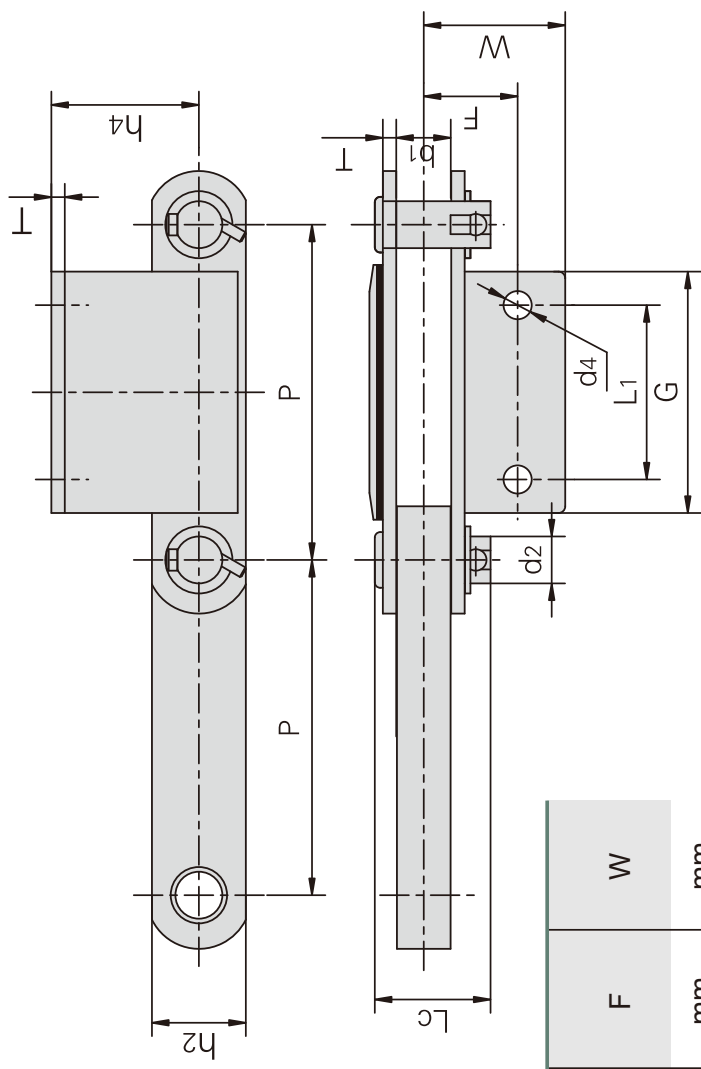
| 东华链号 Donghua Chain No. | P | L1 | G | F | W | h4 | d4 |
|------------------------------|-------|-------|-------|-------|-------|-------|------|
| | mm | mm | mm | mm | mm | mm | mm |
| P250F74 | 250.0 | 100.0 | 160.0 | 83.5 | 111.5 | 149.0 | 21.0 |
| P315F11 | 315.0 | 130.0 | 190.0 | 100.0 | 130.0 | 140.0 | 25.0 |



带附板输送链 Conveyor chain with attachments

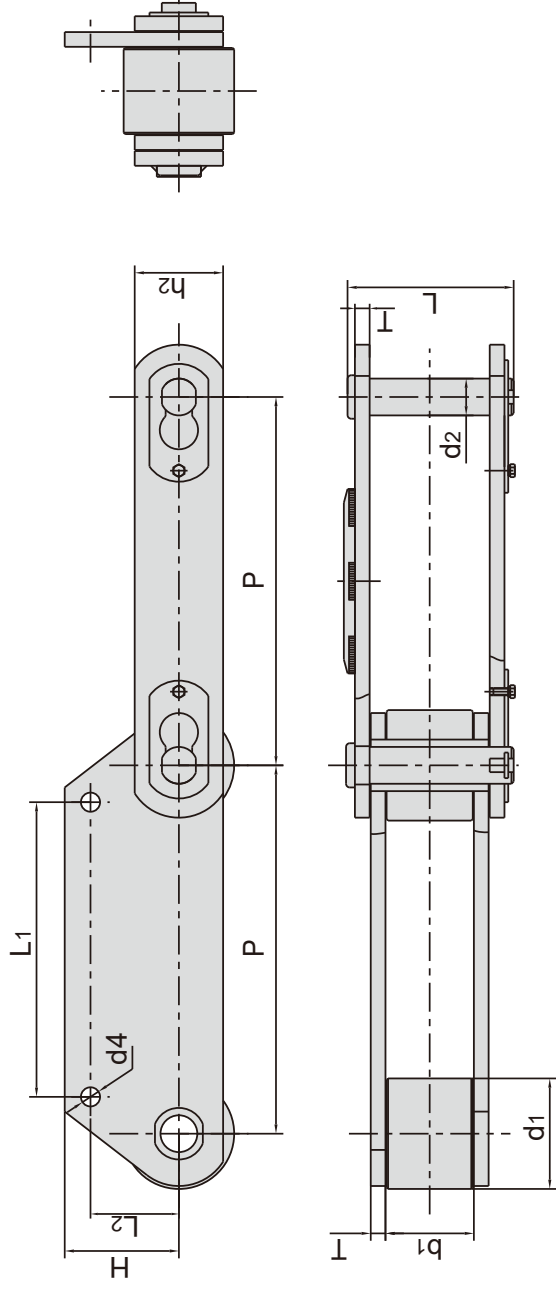
用于堆取料机

For combined stacker / reclaimers



| 东华链号 Donghua Chain No. | L1 | G | d4 | h4 | F | W |
|------------------------------|-------|-------|------|-------|------|-------|
| | mm | mm | mm | mm | mm | mm |
| P250F61 | 130.0 | 185.0 | 21.0 | 110.0 | 70.0 | 105.0 |

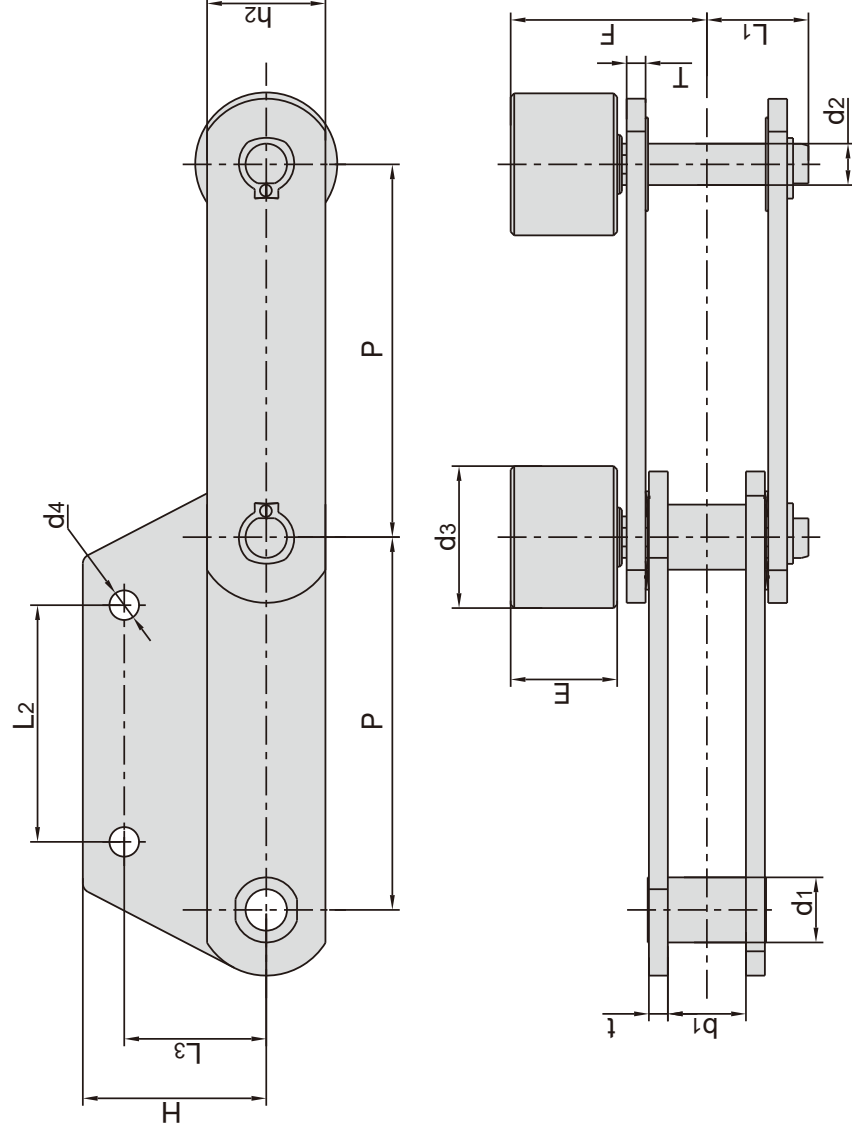
| 东华链号 Donghua Chain No. | 节距 Pitch | 外节内宽 Width between outer plates | 销轴直径 Pin diameter | 销轴长度 Pin length | 链板高度 Plate depth | 链板厚度 Plate thickness | 抗拉强度 Tensile strength | 平均抗拉强度 Average tensile strength |
|------------------------------|-------------|--|-------------------------|-----------------------|------------------------|----------------------------|-----------------------------|--|
| | P | b1 | d2 | Lc | h2 | T | Q_{min} | Q_0 |
| | mm | mm | mm | mm | mm | mm | kN/lbf | kN |
| P250F61 | 250.0 | 40.0 | 35.0 | 91.0 | 70.0 | 10.0 | 400/89983 | 450.0 |



| 东华链号 Donghua Chain No. | 节距 Pitch | 滚子直径 Roller diameter | 内节内宽 Width between inner plates | 销轴直径 Pin diameter | 销轴长度 Pin length | 链板高度 Plate depth | 链板厚度 Plate thickness | 附板尺寸 Attachment dimension | 抗拉强度 Tensile strength | 平均抗拉强度 Average tensile strength |
|------------------------------|-------------|----------------------------|--|-------------------------|-----------------------|------------------------|----------------------------|---------------------------------|-----------------------------|--|
| | P | d1 max | b1 min | d2 max | L max | h2 max | t/T | H, L1, L2, d4 | Q_{min} | Q_0 |
| | mm | mm | mm | mm | mm | mm | mm | mm | kN/lbf | kN |
| P500F4 | 500.0 | 150.0 | 120.0 | 50.0 | 227.0 | 130.0 | 20.0 | 155.0 400.0 120.0 26.0 | 2650/595720 | 2915.0 |
| P500F5 | 500.0 | 150.0 | 120.0 | 50.0 | 227.0 | 120.0 | 20.0 | 155.0 400.0 120.0 26.0 | 2650/595720 | 2915.0 |
| P500F9 | 500.0 | 150.0 | 120.0 | 55.0 | 227.0 | 140.0 | 20.0 | 155.0 400.0 120.0 32.0 | 2800/629440 | 3080.0 |
| P500F10 | 500.0 | 150.0 | 120.0 | 50.0 | 219.0 | 120.0 | 18.0 | 155.0 400.0 120.0 26.0 | 1500/337200 | 1650.0 |

带附板输送链

Conveyor chain with attachments

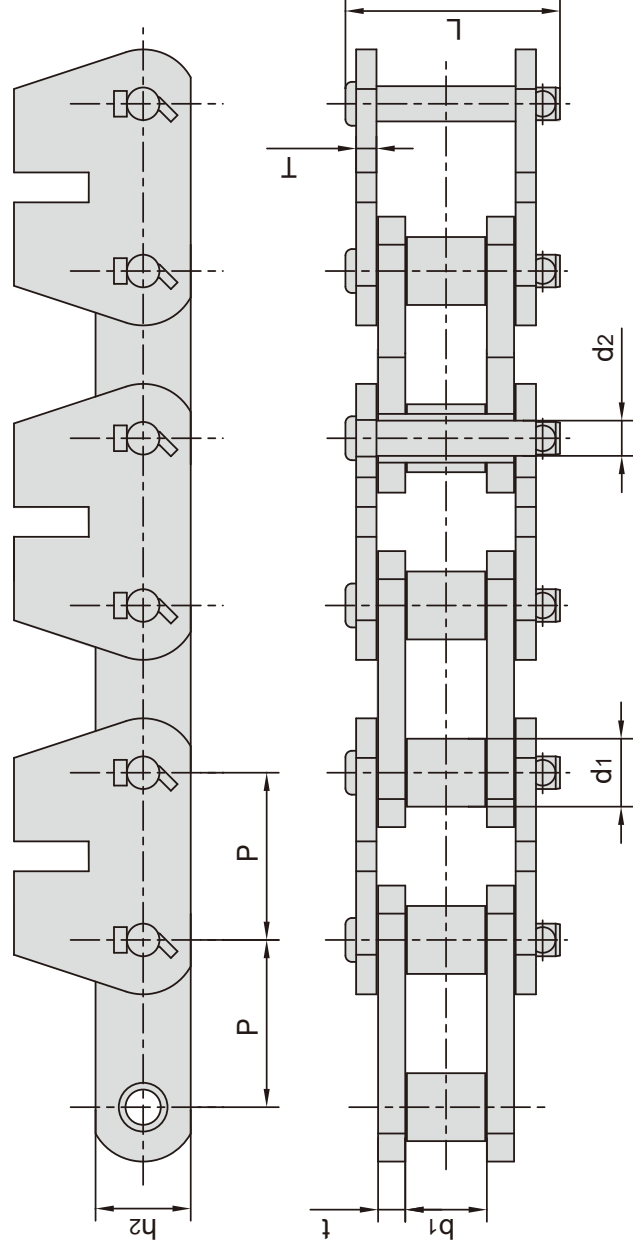


| 东华链号 Donghua Chain No. | 节距 Pitch | 滚子直径 Roller diameter | 内节内宽 Width between inner plates | 销轴直径 Pin diameter | 销轴长度 Pin length | 链板高度 Plate depth | 链板厚度 Plate thickness | 抗拉强度 Tensile strength | 平均抗拉强度 Average tensile strength |
|------------------------------|-------------|-----------------------------|--|-----------------------------|-----------------------------|-----------------------------|----------------------------|-----------------------------|--|
| | P mm | d ₁ max mm | b ₁ min mm | d ₂ max mm | L ₁ max mm | h ₂ max mm | t / T mm | Q _{min} kN/lbf | Q ₀ kN |
| P315F23 | 315.0 | 55.0 | 66.0 | 35.0 | 78.0 | 100.0 | 14.0 | 800/179840 | 880.0 |
| P315F36 | 315.0 | 56.0 | 65.0 | 35.0 | 75.0 | 90.0 | 14.0 | 800/179840 | 880.0 |
| P315F39 | 315.0 | 80.0 | 75.0 | 42.0 | 80.5 | 100.0 | 16/14 | 1100/24728 | 1210.0 |
| P315F30SR1 | 315.0 | 55.0 | 60.0 | 30.0 | 63.5 | 90.0 | 12.0 | 630/141624 | 693.0 |
| P400F14 | 400.0 | 63.0 | 90.0 | 40.0 | 92.5 | 100.0 | 16.0 | 1300/292240 | 1430.0 |
| P400F15 | 400.0 | 75.0 | 130.0 | 50.0 | 120.5 | 130.0 | 18.0 | 1700/382160 | 1870.0 |
| P500F8 | 500.0 | 70.0 | 124.0 | 50.0 | 118.8 | 120.0 | 16.0 | 1500/337200 | 1650.0 |

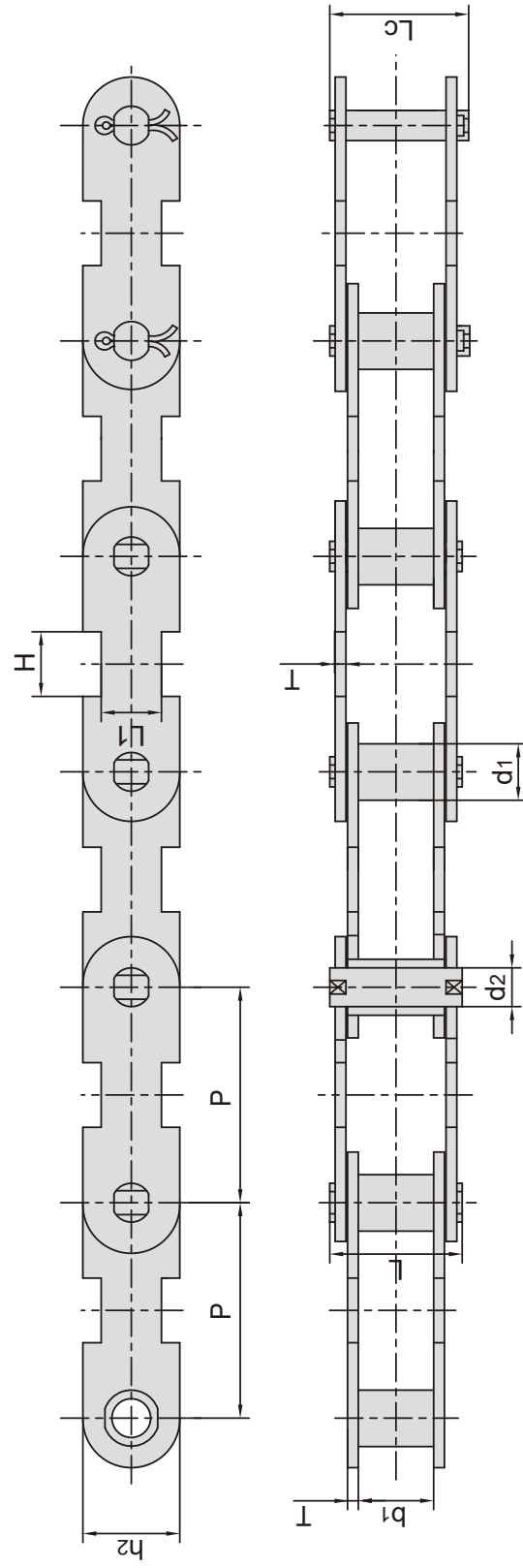
| 东华链号 Donghua Chain No. | H mm | L ₂ mm | L ₃ mm | d ₄ mm | F mm | E mm | d ₃ mm |
|------------------------------|---------|----------------------|----------------------|----------------------|---------|---------|----------------------|
| | P315F23 | 155.0 | 200.0 | 120.0 | 25.0 | 163.0 | 90.0 |
| P315F36 | 155.0 | 280.0 | 120.0 | 25.0 | 163.0 | 90.0 | 120.0 |
| P315F39 | 250.0 | 200.0 | 160.0 | 26.0 | 207.5 | 110.0 | 150.0 |
| P315F30SR1 | 120.0 | 160.0 | 85.0 | 22.0 | 123.5 | 60.0 | 120.0 |
| P400F14 | 155.0 | 300.0 | 115.0 | 25.0 | 168.0 | 70.0 | 120.0 |
| P400F15 | 200.0 | 300.0 | 160.0 | 31.0 | 222.5 | 110.0 | 170.0 |
| P500F8 | 155.0 | 400.0 | 120.0 | 26.0 | 217.3 | 110.0 | 150.0 |

带附板输送链

Conveyor chain with attachments



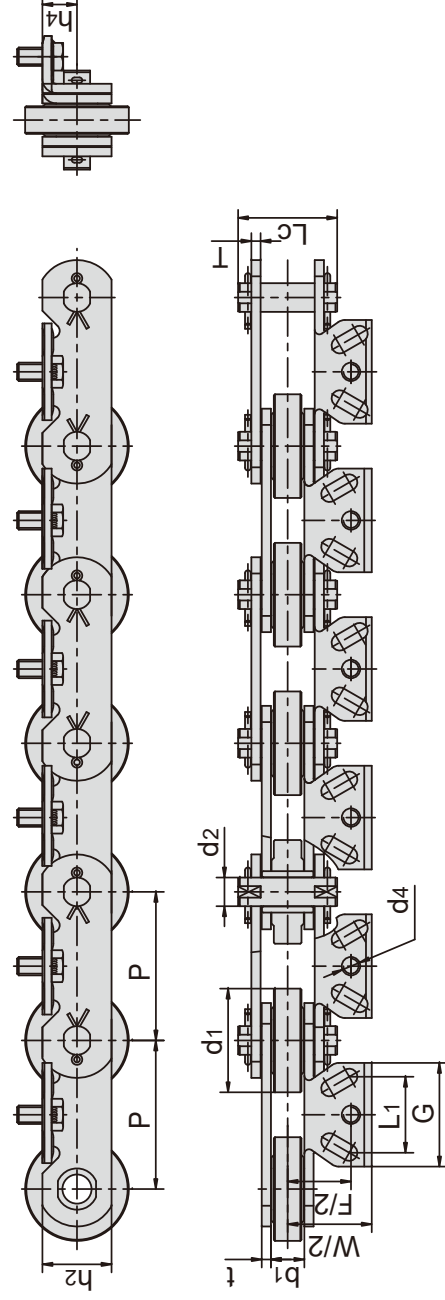
| 东华链号 Donghua Chain No. | 节距 Pitch | 滚子直径 Roller diameter | 内节内宽 Width between inner plates | 销轴直径 Pin diameter | 销轴长度 Pin length | 链板高度 Inner plate depth | 链板厚度 Plate thickness | 抗拉强度 Tensile strength | 平均抗拉强度 Average tensile strength | 每米重量 Weight per meter |
|------------------------------|-------------|----------------------------|--|-------------------------|-----------------------|---------------------------------|----------------------------|-----------------------------|--|--------------------------------|
| | P mm | d1 max mm | b1 min mm | d2 max mm | L max mm | h2 max mm | t/T max mm | Q min kN/lbf | Q ₀ kN | q kg/m |
| P78.11F10 | 78.105 | 31.75 | 38.1 | 16.46 | 102.0 | 44.45 | 12.7/9.5 | 333.4/75000 | 350.0 | 16.73 |
| P101.6F28 | 101.600 | 38.10 | 50.8 | 17.48 | 122.0 | 44.45 | 12.7 | 266.7/60000 | 293.3 | 21.66 |
| P152F18 | 152.400 | 69.85 | 76.2 | 25.40 | 152.0 | 63.50 | 12.7 | 500.0/112480 | 650.0 | 43.23 |
| P152F24 | 152.400 | 69.85 | 76.2 | 25.40 | 152.0 | 63.50 | 12.7 | 565.0/127100 | 650.0 | 38.38 |
| P152F248 | 152.400 | 69.85 | 76.2 | 25.40 | 151.4 | 69.85 | 12.7 | 431.5/59001 | 474.7 | 44.70 |



| 东华链号 Donghua Chain No. | 节距 Pitch | 套筒直径 Bush diameter | 内节内宽 Width between inner plates | 销轴直径 Pin diameter | 销轴长度 Pin length | 链板高度 Inner plate depth | 链板厚度 Plate thickness | 附件尺寸 Attachment dimension | 抗拉强度 Tensile strength | 每米重量 Weight per meter |
|------------------------------|-------------|--------------------------|--|-------------------------|-----------------------|---------------------------------|----------------------------|---------------------------------|-----------------------------|--------------------------------|
| | P mm | d1 max mm | b1 min mm | d2 max mm | L max mm | h2 max mm | T max mm | H L ₁ mm | Q min kN/lbf | q kg/m |
| P100F49 | 100.0 | 20.0 | 25.0 | 14.0 | 55.0 | 35.0 | 5.0 | 30.0 28.0 | 90.0/20250 | 4.02 |
| P100F54 | 100.0 | 26.0 | 35.0 | 18.0 | 71.0 | 45.0 | 6.0 | 30.0 28.0 | 100.0/22500 | 6.90 |

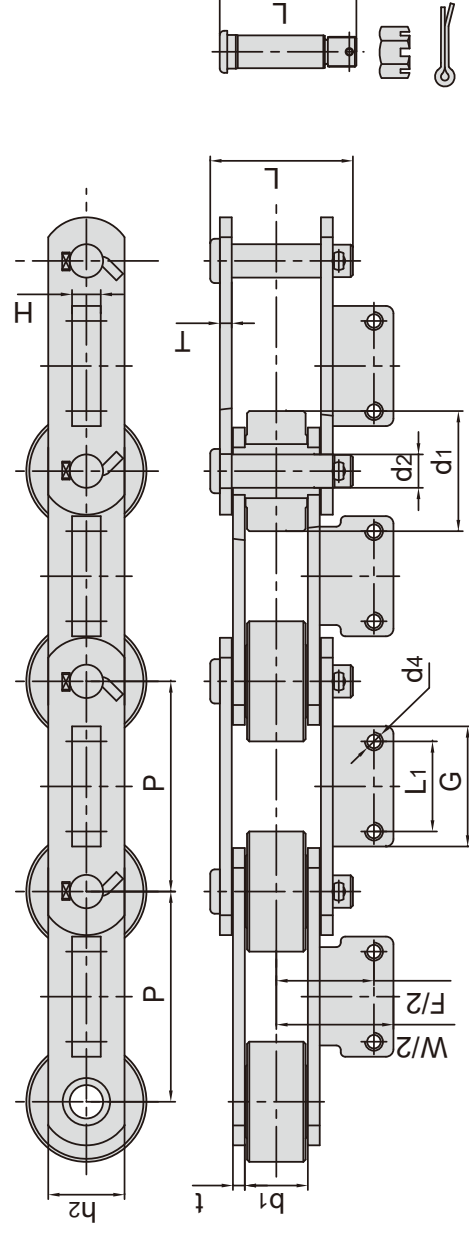
洗瓶机输送带链

Bottle washer conveyor chains



| 东华链号 Donghua Chain No. | 节距 Pitch | 滚子直径 Roller diameter | 内节内宽 Width between inner plates | 销轴直径 Pin diameter | 销轴长度 Pin length | 链板高度 Plate depth | 链板厚度 Plate thickness | 抗拉强度 Tensile strength | 平均抗拉强度 Average tensile strength | 每米重量 Weight per meter |
|------------------------------|-------------|----------------------------|--|-------------------------|-----------------------|------------------------|----------------------------|-----------------------------|--|--------------------------------|
| P129A1F1-P | 129.0 | 90.0 | 29.0 | 24.9 | 86.0 | 60.0 | 8.0 | 350.0/78683 | 385.0 | 22.6 |

| 东华链号 Donghua Chain No. | L1 | G | F | W | h4 | d4 |
|------------------------------|------|------|-------|-------|------|-----|
| P129A1F1-P | 66.0 | 90.0 | 110.0 | 146.0 | 30.0 | M16 |

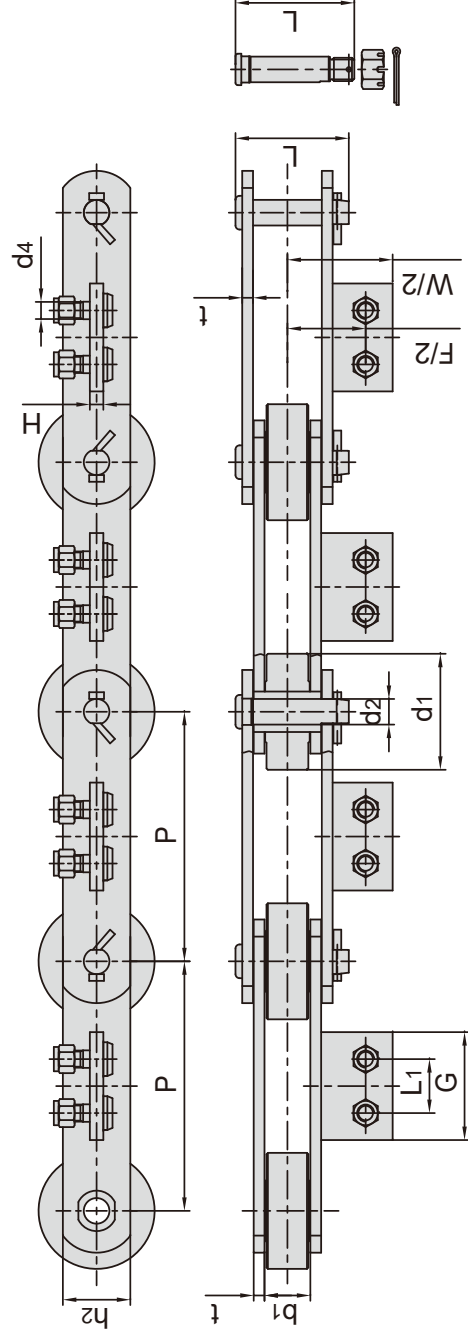


*表示销轴为每节带螺母型
*Each pin with nut

| 东华链号 Donghua Chain No. | 节距 Pitch | 滚子直径 Roller diameter | 内节内宽 Width between inner plates | 销轴直径 Pin diameter | 销轴长度 Pin length | 链板高度 Plate depth | 链板厚度 Plate thickness | 抗拉强度 Tensile strength | 每米重量 Weight per meter |
|------------------------------|-------------|----------------------------|--|-------------------------|-----------------------|------------------------|----------------------------|-----------------------------|--------------------------------|
| P125F87A2* | 125.0 | 80.0 | 42.0 | 22.23 | 97.0 | 50.8 | 7.9 | 222.4/49996 | 25.20 |
| P140F50A2 | 140.0 | 80.0 | 42.0 | 22.23 | 95.0 | 50.8 | 7.9 | 222.4/49996 | 23.69 |
| P173F1A2* | 173.0 | 80.0 | 32.0 | 21.85 | 89.0 | 50.0 | 8.0/7.0 | 280.0/62944 | 19.20 |
| P173F2A2* | 173.0 | 80.0 | 43.0 | 21.85 | 102.0 | 50.0 | 8.0 | 280.0/62944 | 21.68 |

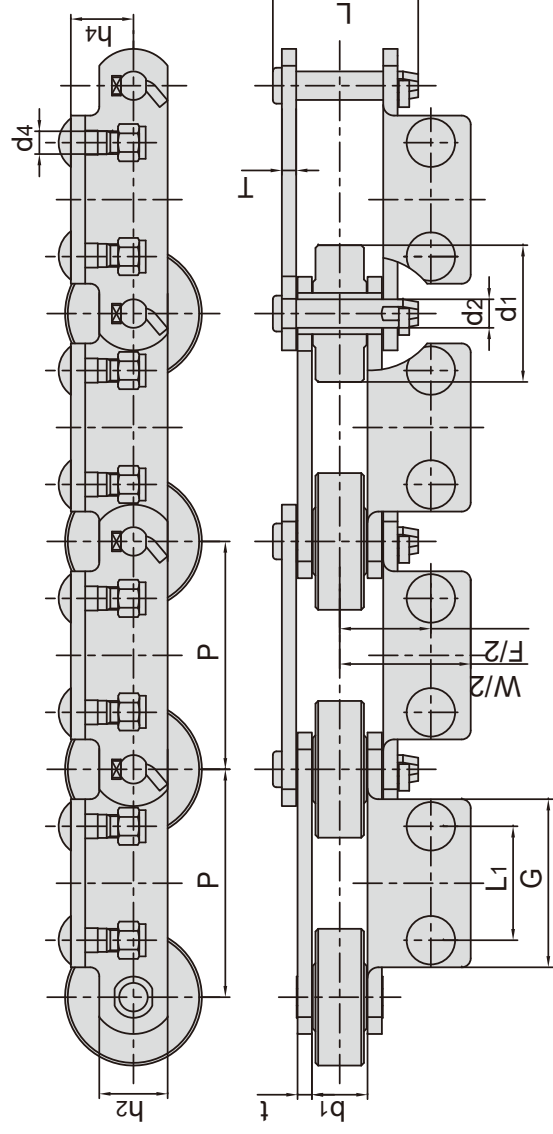
| 东华链号 Donghua Chain No. | P | G | L1 | F | W | H | d4 |
|------------------------------|-------|------|------|-------|-------|------|-----|
| P125F87A2* | 125.0 | 71.0 | 45.0 | 130.0 | 156.0 | 19.1 | M12 |
| P140F50A2 | 140.0 | 80.0 | 60.0 | 130.0 | 156.0 | 19.1 | M12 |
| P173F1A2* | 173.0 | 90.0 | 60.0 | 130.0 | 158.0 | 20.0 | M12 |
| P173F2A2* | 173.0 | 90.0 | 60.0 | 130.0 | 158.0 | 20.0 | M12 |

洗瓶机输送带 Bottle washer conveyor chains



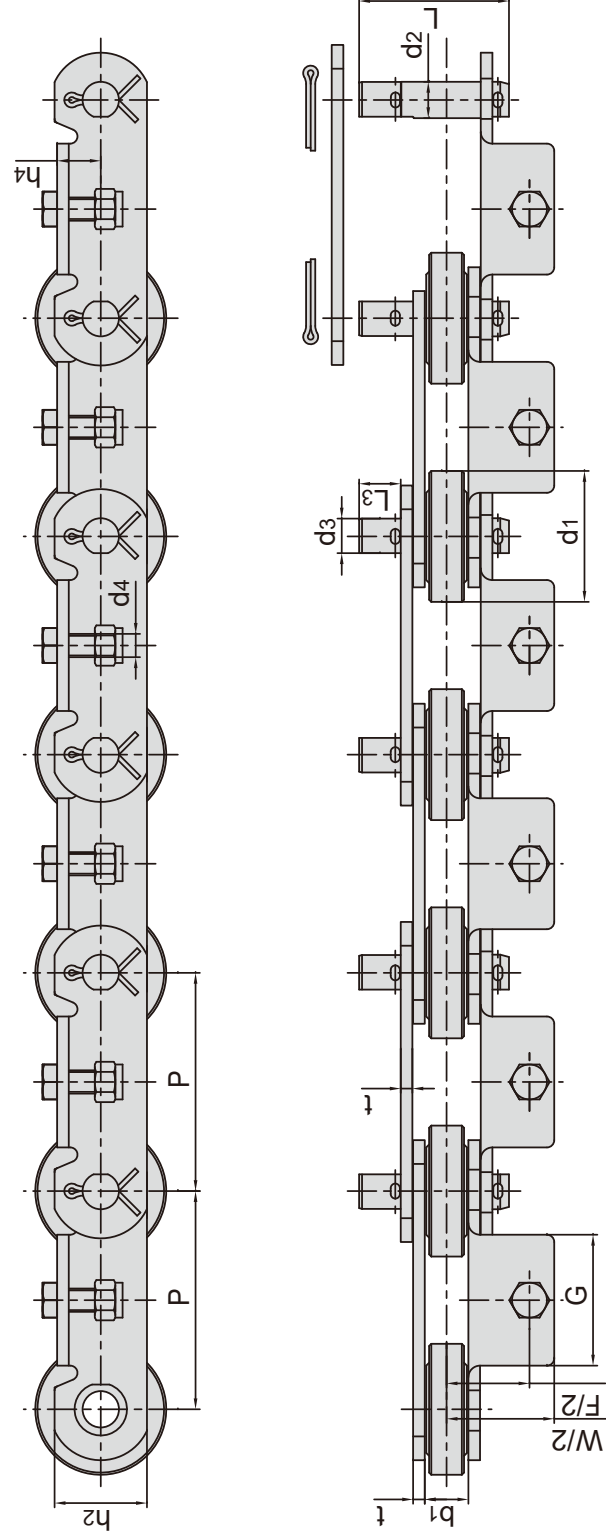
| 东华链号 Donghua Chain No. | 节距 Pitch | 滚子直径 Roller diameter | 内节内宽 Width between inner plates | 销轴直径 Pin diameter | 销轴长度 Pin length | 链板高度 Plate depth | 链板厚度 Plate thickness | 抗拉强度 Tensile strength | 每米重量 Weight per meter |
|------------------------------|-------------|----------------------------|--|-------------------------|-----------------------|------------------------|----------------------------|-----------------------------|--------------------------------|
| | P mm | d1 max mm | b1 min mm | d2 max mm | L max mm | h2 max mm | t/T max mm | Q min kN/lbf | q kg/m |
| P140F51A2* | 140.0 | 80.0 | 42.0 | 22.0 | 102.0 | 50.0 | 8.0 | 280.0/62944 | 24.8 |
| P185F3A2 | 185.0 | 86.0 | 34.0 | 19.0 | 84.0 | 50.0 | 8.0 | 280.0/62944 | 17.8 |
| 东华链号 Donghua Chain No. | P mm | d1 max mm | b1 min mm | d2 max mm | L max mm | h2 max mm | t/T max mm | Q min kN/lbf | q kg/m |
| P140F51A2* | 140.0 | 80.0 | 42.0 | 22.0 | 102.0 | 50.0 | 8.0 | 280.0/62944 | 24.8 |
| P185F3A2 | 185.0 | 86.0 | 34.0 | 19.0 | 84.0 | 50.0 | 8.0 | 280.0/62944 | 17.8 |
| 东华链号 Donghua Chain No. | P mm | d1 max mm | b1 min mm | d2 max mm | L max mm | h2 max mm | t/T max mm | Q min kN/lbf | q kg/m |
| P140F51A2* | 140.0 | 80.0 | 42.0 | 22.0 | 102.0 | 50.0 | 8.0 | 280.0/62944 | 24.8 |
| P185F3A2 | 185.0 | 86.0 | 34.0 | 19.0 | 84.0 | 50.0 | 8.0 | 280.0/62944 | 17.8 |

*表示销轴为每节带螺母型
*Each pin with nut



| 东华链号 Donghua Chain No. | 节距 Pitch | 滚子直径 Roller diameter | 内节内宽 Width between inner plates | 销轴直径 Pin diameter | 销轴长度 Pin length | 链板高度 Plate depth | 链板厚度 Plate thickness | 抗拉强度 Tensile strength | 每米重量 Weight per meter |
|------------------------------|-------------|----------------------------|--|-------------------------|-----------------------|------------------------|----------------------------|-----------------------------|--------------------------------|
| | P mm | d1 max mm | b1 min mm | d2 max mm | L max mm | h2 max mm | t/T max mm | Q min kN/lbf | q kg/m |
| P127F12A2 | 127.0 | 76.2 | 31.0 | 15.90 | 81.0 | 38.1 | 8.0 | 180.0/40464 | 16.50 |
| P152F230A2 | 152.4 | 65.0 | 35.0 | 15.90 | 81.6 | 40.0 | 7.9 | 165.0/37092 | 13.30 |
| 东华链号 Donghua Chain No. | P mm | d1 max mm | b1 min mm | d2 max mm | L max mm | h2 max mm | t/T max mm | Q min kN/lbf | q kg/m |
| P127F12A2 | 127.0 | 76.2 | 31.0 | 15.90 | 81.0 | 38.1 | 8.0 | 180.0/40464 | 16.50 |
| P152F230A2 | 152.4 | 65.0 | 35.0 | 15.90 | 81.6 | 40.0 | 7.9 | 165.0/37092 | 13.30 |
| 东华链号 Donghua Chain No. | P mm | d1 max mm | b1 min mm | d2 max mm | L max mm | h2 max mm | t/T max mm | Q min kN/lbf | q kg/m |
| P127F12A2 | 127.0 | 76.2 | 31.0 | 15.90 | 81.0 | 38.1 | 8.0 | 180.0/40464 | 16.50 |
| P152F230A2 | 152.4 | 65.0 | 35.0 | 15.90 | 81.6 | 40.0 | 7.9 | 165.0/37092 | 13.30 |

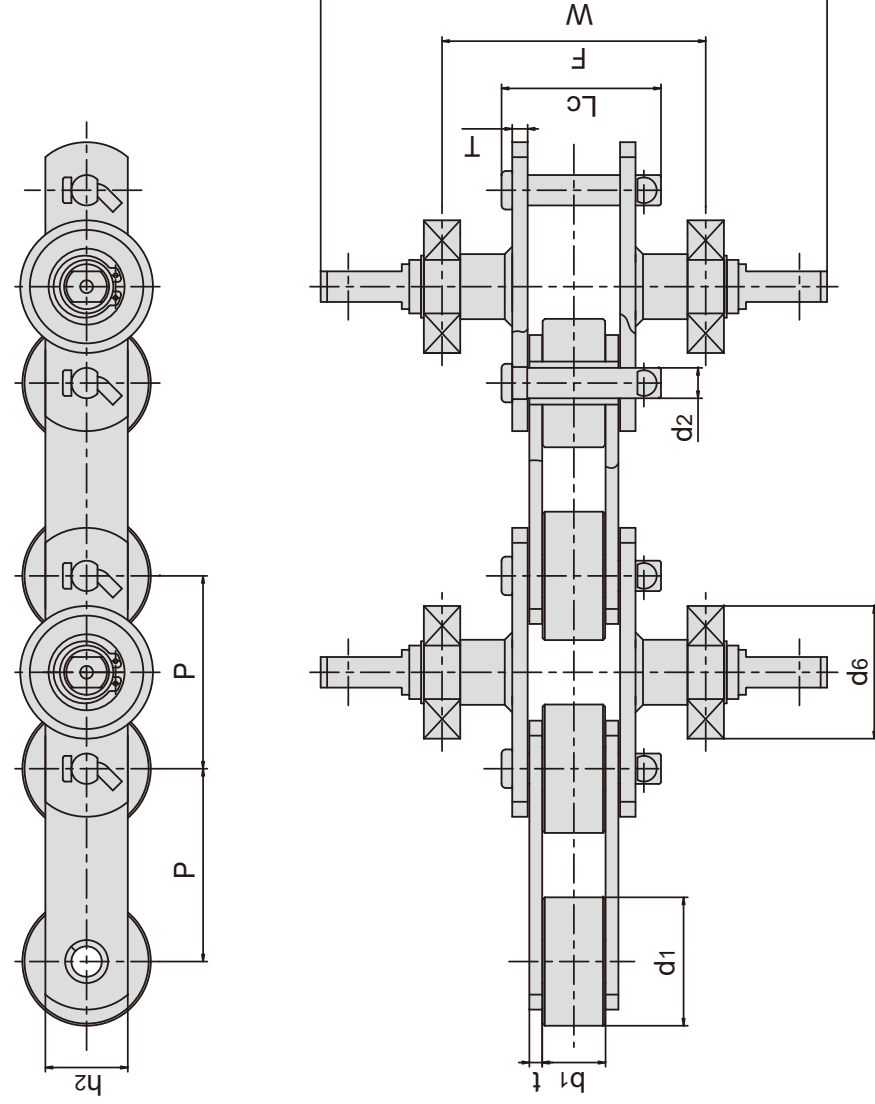
洗瓶机输送链 Bottle washer conveyor chains



| 东华链号 Donghua Chain No. | 节距 Pitch | 滚子直径 Roller diameter | 内节内宽 Width between inner plates | 销轴直径 Pin diameter | 销轴长度 Pin length | 链板高度 Plate depth | 链板厚度 Plate thickness | 抗拉强度 Tensile strength | 每米长重 Weight per meter |
|------------------------------|-------------|----------------------------|--|-------------------------|-----------------------|------------------------|----------------------------|-----------------------------|--------------------------------|
| | P mm | d1 max mm | b1 min mm | d2 max mm | L max mm | h2 max mm | t/T max mm | Q min kN/lbf | q kg/m |
| P150F145A1 | 150.0 | 90.0 | 30.0 | 25.0 | 103.0 | 63.5 | 8.0 | 300.0/67440 | 22.0 |
| P192F2A1 | 192.0 | 100.0 | 30.0 | 25.4 | 110.0 | 63.5 | 9.5 | 400.0/89920 | 17.8 |

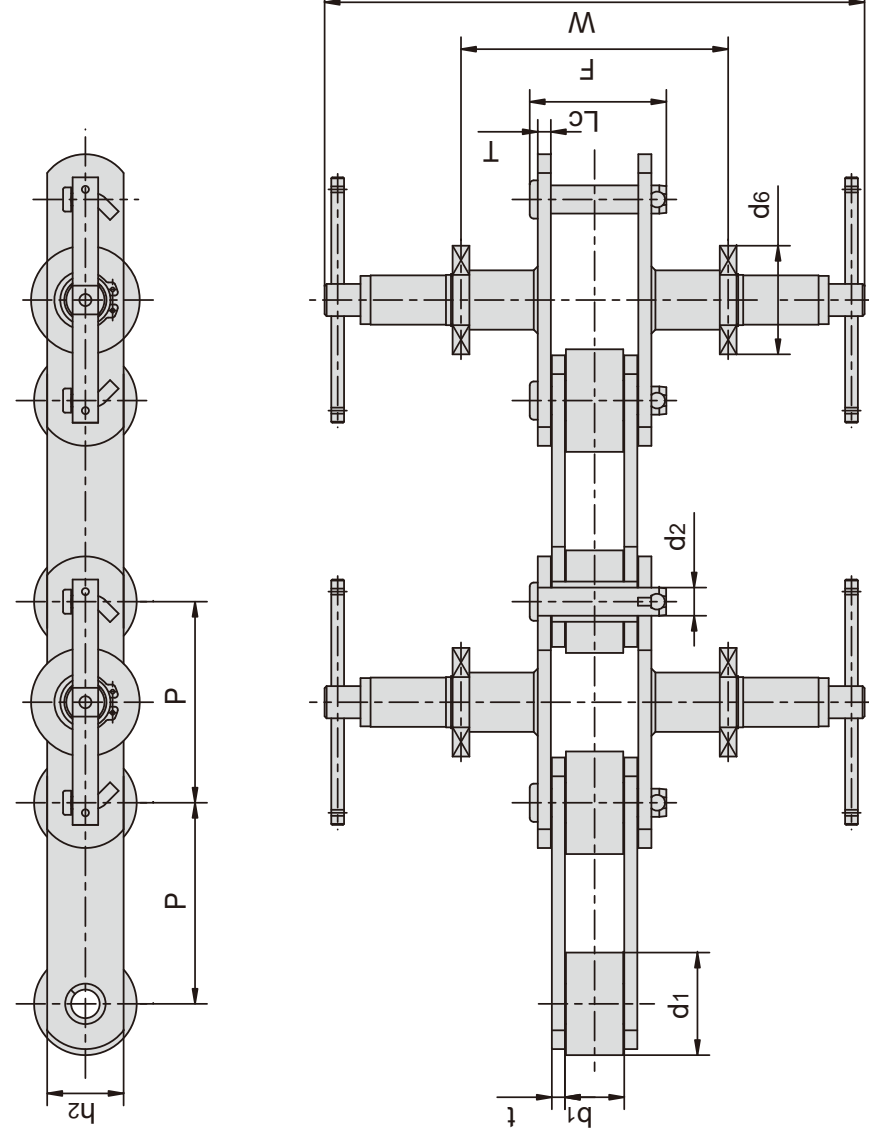
| 东华链号 Donghua Chain No. | P | G | F | W | h4 | d4 | d3 | L3 |
|------------------------------|-------|-------|-------|-------|------|-----|------|------|
| | mm | mm | mm | mm | mm | mm | mm | mm |
| P150F145A1 | 150.0 | 90.0 | 114.0 | 148.0 | 30.0 | M16 | 24.8 | 28.6 |
| P192F2A1 | 192.0 | 130.0 | 114.0 | 152.0 | 29.0 | M16 | 31.8 | 25.4 |

橡胶手套输送机
Rubber gloves carrier chains



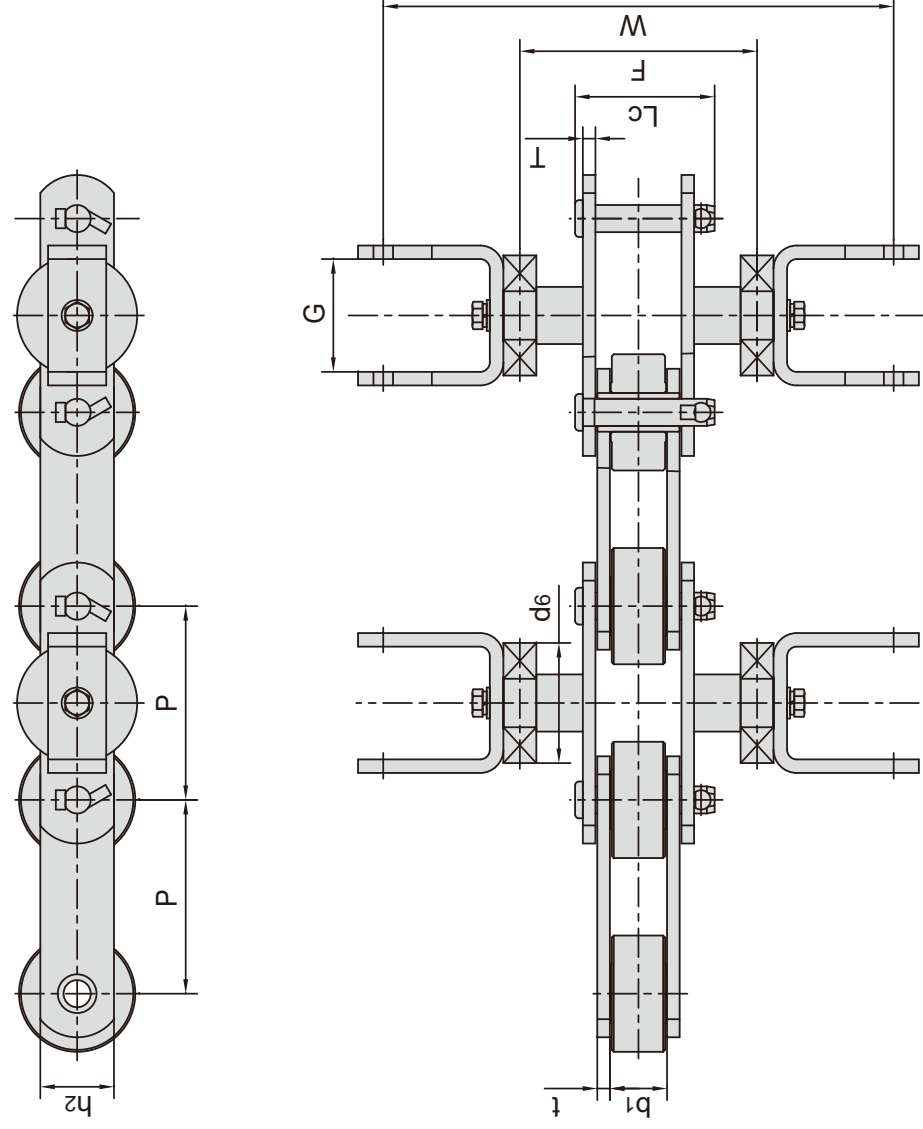
| 东华链号 Donghua Chain No. | 节距 Pitch P mm | 滚子直径 Roller diameter d1 max mm | 内节内宽 Width between inner plates b1 min mm | 销轴直径 Pin diameter d2 max mm | 销轴长度 Pin length Lc max mm | 链板高度 Plate depth h2 max mm | 链板厚度 Plate thickness t/T max mm | 附件尺寸 Attachment dimension | | | 抗拉强度 Tensile strength Q min kN/lbf |
|------------------------------|------------------------|---|---|--|--|---|--|---------------------------------|-------|------|---|
| | | | | | | F mm | W mm | d6 mm | | | |
| P90F1 | 90.0 | 60.0 | 29.5 | 14.2 | 74.5 | 38.5 | 6.0/7.0 | 121.5 | 236.6 | 62.0 | 112.0/25178 |
| P100F189 | 100.0 | 60.0 | 28.8 | 14.0 | 70.0 | 38.0 | 6.5 | 122.0 | 278.0 | 62.0 | 200.0/44960 |
| P100F218 | 100.0 | 60.0 | 29.0 | 15.0 | 76.4 | 38.0 | 8.0 | 138.0 | 244.0 | 62.0 | 230.0/51704 |

橡胶手套输送机 Rubber gloves carrier chains



| 东华链号 Donghua Chain No. | 节距 Pitch | 滚子直径 Roller diameter d1 max mm | 内节内宽 Width between inner plates b1 min mm | 销轴直径 Pin diameter d2 max mm | 销轴长度 Pin length Lc max mm | 链板高度 Plate depth h2 max mm | 链板厚度 Plate thickness t/T max mm | 附件尺寸 Attachment dimension | | | 抗拉强度 Tensile strength Q min kN/lbf |
|------------------------------|-------------|---|---|--|--|---|--|---------------------------------|---------|----------|---|
| | | | | | | | | F mm | W mm | d6 mm | |
| P100F154 | 100.0 | 51.0 | 29.5 | 14.0 | 72.0 | 38.0 | 6.5 | 210.0 | 482.0 | 62.0 | 200.0/44960 |
| P100F170 | 100.0 | 60.0 | 29.5 | 16.0 | 72.0 | 45.0 | 6.5 | 207.0 | 480.0 | 62.0 | 260.0/58448 |
| P100F204 | 100.0 | 60.0 | 28.5 | 14.0 | 71.0 | 38.0 | 6.5 | 207.0 | 478.0 | 62.0 | 200.0/44960 |
| P100F310 | 100.0 | 60.0 | 28.0 | 16.0 | 72.0 | 40.0 | 7.0 | 199.0 | 478.0 | 62.0 | 200.0/44960 |
| P100F312 | 100.0 | 58.0 | 28.5 | 16.0 | 77.0 | 40.0 | 8.0 | 207.0 | 478.0 | 62.0 | 260.0/58448 |
| P100F335 | 100.0 | 60.0 | 28.5 | 16.0 | 77.0 | 40.0 | 8.0 | 207.0 | 478.0 | 62.0 | 260.0/58449 |

橡胶手套输送链 Rubber gloves carrier chains

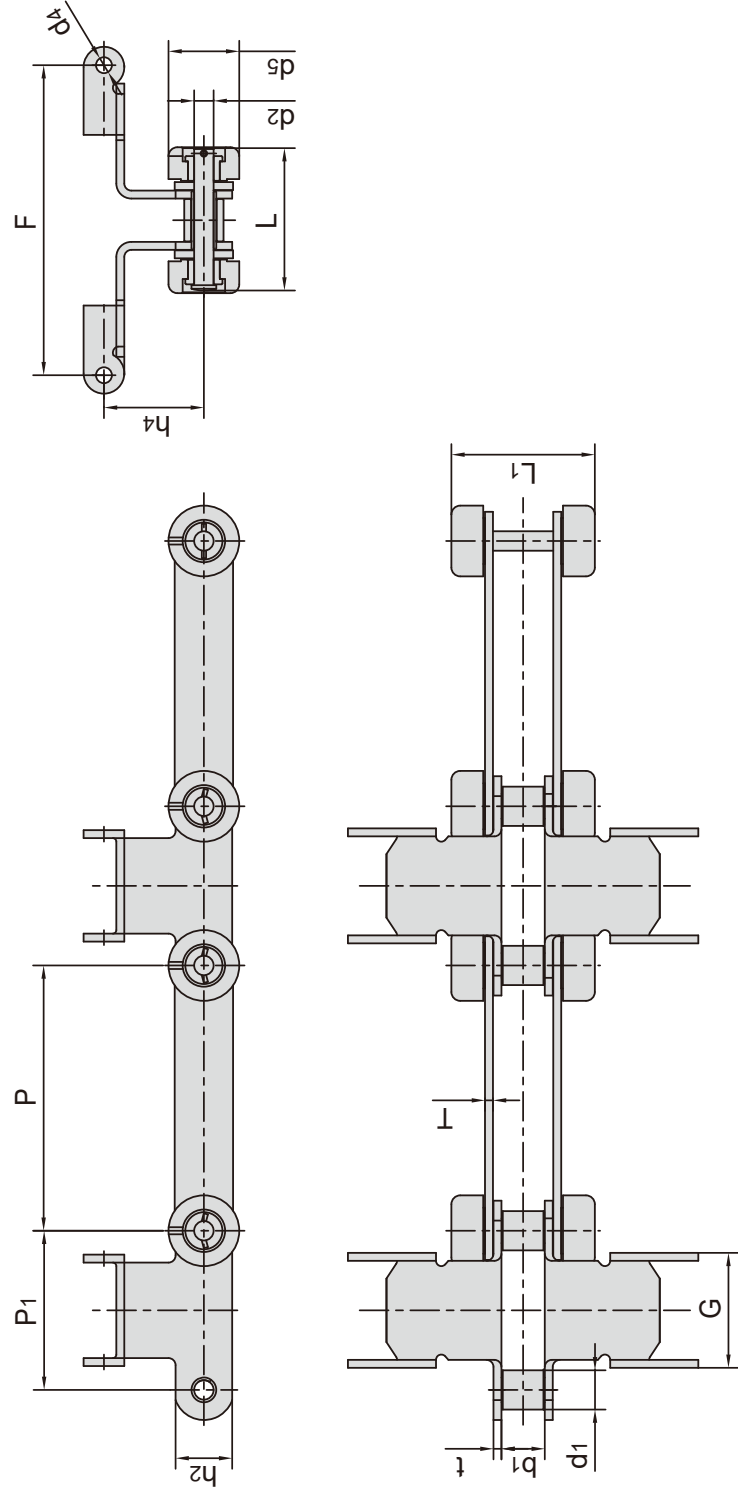


| 东华链号 Donghua Chain No. | 节距 Pitch P mm | 滚子直径 Roller diameter d1 max mm | 内节内宽 Width between inner plates b1 min mm | 销轴直径 Pin diameter d2 max mm | 销轴长度 Pin length Lc max mm | 链板高度 Plate depth h2 max mm | 链板厚度 Plate thickness t/T max mm | 附件尺寸 Attachment dimension | | | 抗拉强度 Tensile strength Q min kN/lbf | |
|------------------------------|------------------------|---|---|--|--|---|--|---------------------------------|---------|----------|---|-------------|
| | | | | | | | | F mm | W mm | d6 mm | | G mm |
| P100F155 | 100 | 60 | 29.5 | 14 | 72 | 38 | 6.5 | 122 | 262 | 62 | 59.5 | 200.0/44960 |
| P100F190* | 100 | 60 | 28.5 | 14 | 71 | 38 | 6.5 | 121 | 262 | 62 | 58.5 | 200.0/44960 |
| P100F205 | 100 | 60 | 29.5 | 14 | 71 | 38 | 6.5 | 121 | 263 | 62 | 58.2 | 200.0/44960 |
| P100F328* | 100 | 60 | 28.5 | 14 | 71 | 38 | 6.5 | 121 | 222 | 62 | 58.5 | 200.0/44960 |

*表示U型附板带加强筋

*U Type attachment with reinforce rib

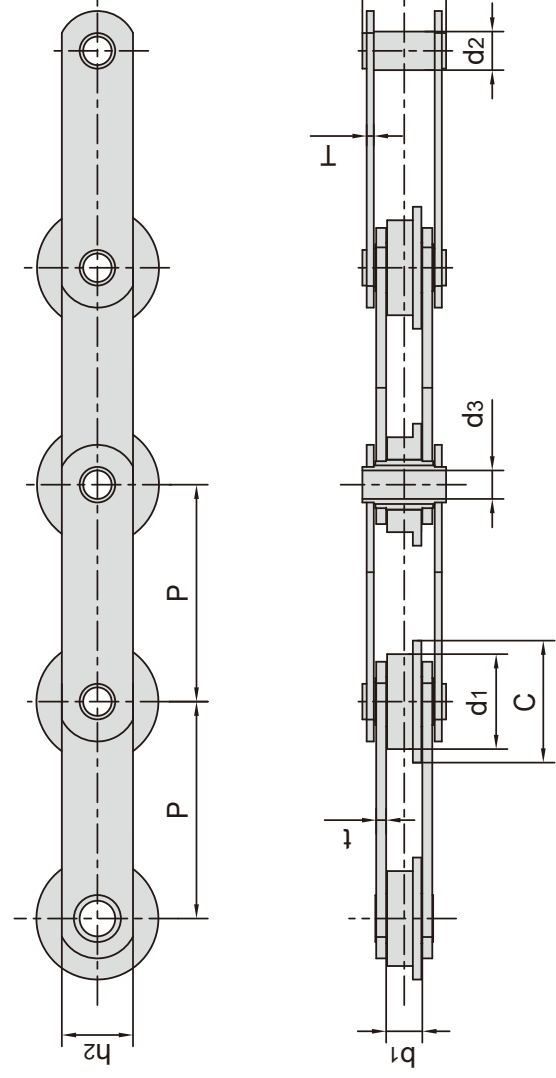
橡胶手套输送机 Rubber gloves carrier chains



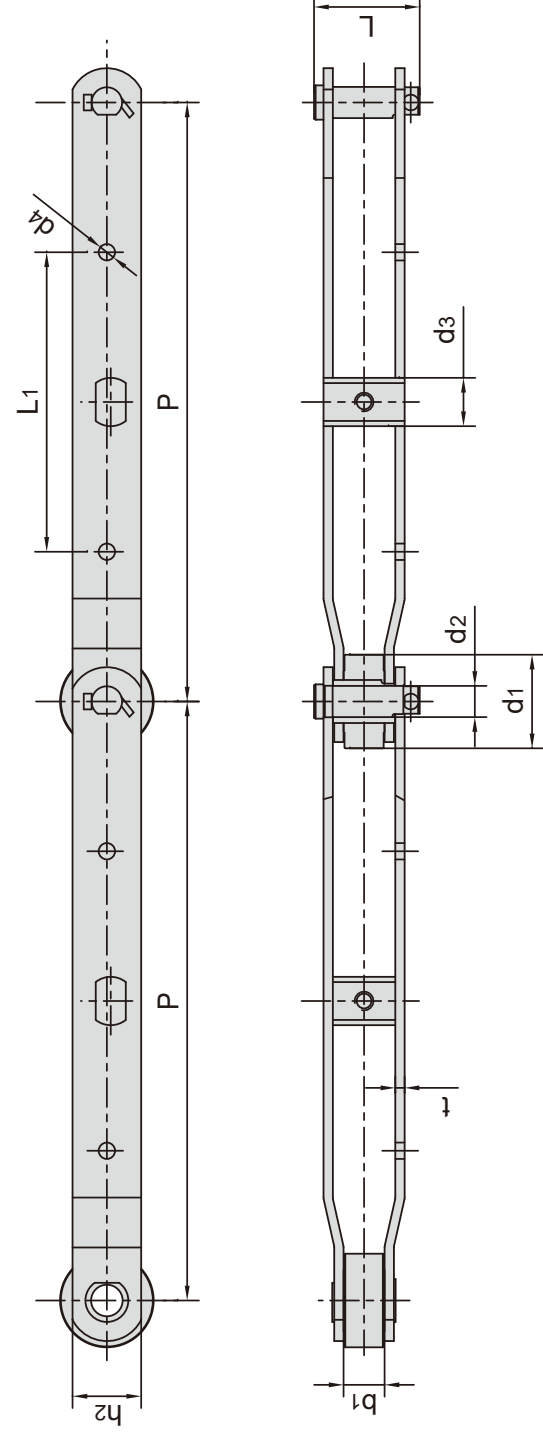
| 东华链号 Donghua Chain No. | 节距 Pitch | | 滚子直径 Roller diameter | 内节内宽 Width between inner plates | 销轴直径 Pin diameter | 销轴长度 Pin length | 链板高度 Plate depth | 链板厚度 Plate thickness | 抗拉强度 Tensile strength | 每米重量 Weight per meter |
|------------------------------|-------------|----------------------|-----------------------------|--|-----------------------------|-----------------------|-----------------------------|----------------------------|-----------------------------|--------------------------------|
| | P mm | P ₁ mm | d ₁ max mm | b ₁ min mm | d ₂ max mm | L max mm | h ₂ max mm | t/T max mm | Q min kN/lbf | q kg/m |
| P100F13 | 100.0 | - | 22.23 | 22.5 | 10.8 | 76.5 | 32.0 | 6.0/4.5 | 60/13488 | 9.32 |
| P100F139 | 100.0 | - | 22.00 | 24.0 | 12.0 | 75.0 | 32.0 | 6.0 | 60/13488 | 11.87 |
| P150/90 | 150.0 | 90.0 | 22.20 | 24.3 | 10.8 | 81.5 | 32.0 | 4.5 | 60/13488 | 8.10 |

| 东华链号 Donghua Chain No. | G mm | L ₁ mm | F mm | h ₄ mm | d ₄ mm | d ₅ mm |
|------------------------------|---------|----------------------|---------|----------------------|----------------------|----------------------|
| | P100F13 | 74.6 | 79.5 | 175.0 | 56.5 | 9.2 |
| P100F139 | 74.6 | 83.5 | 176.5 | 56.5 | 9.1 | 40.0 |
| P150/90 | 65.0 | 82.0 | 175.0 | 57.0 | 9.2 | 40.0 |

污水处理链 Sewage disposal chains

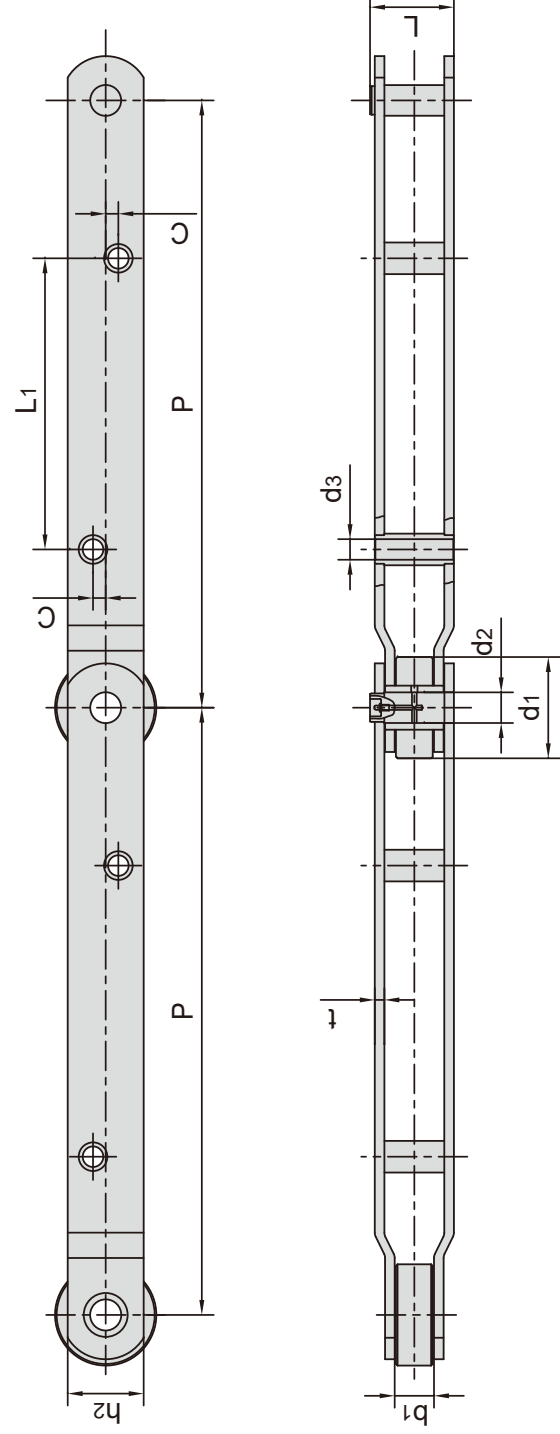


| 东华链号 Donghua Chain No. | 节距 Pitch | 内节内宽 Width between inner plates | | 滚子直径 Roller diameter | | 销轴直径 Pin diameter | | 销轴长度 Pin length | 链板高度 Plate depth | 链板厚度 Plate thickness | | 抗拉强度 Tensile strength | 平均抗拉强度 Average tensile strength | 每米重量 Weight per meter | | | | | | | | | | | |
|------------------------------|-------------|--|-------|----------------------------|------|-------------------------|------|-----------------------|------------------------|----------------------------|------|-----------------------------|--|--------------------------------|------|----------------|-----|-----|--------------------|-------------|----------|-------|-----------|-------|--|
| | | b1 min mm | 25.40 | d1 max mm | 66.7 | C max mm | 85.7 | d2 max mm | 27.1 | d3 min mm | 20.0 | L max mm | 58.8 | h2 max mm | 50.0 | T max mm | 5.0 | 7.0 | Q min kN/lbf | 110.0/25000 | Q0 kN | 122.1 | q kg/m | 10.78 | |
| W152 | 152.4 | | | | | | | | | | | | | | | | | | | | | | | | |

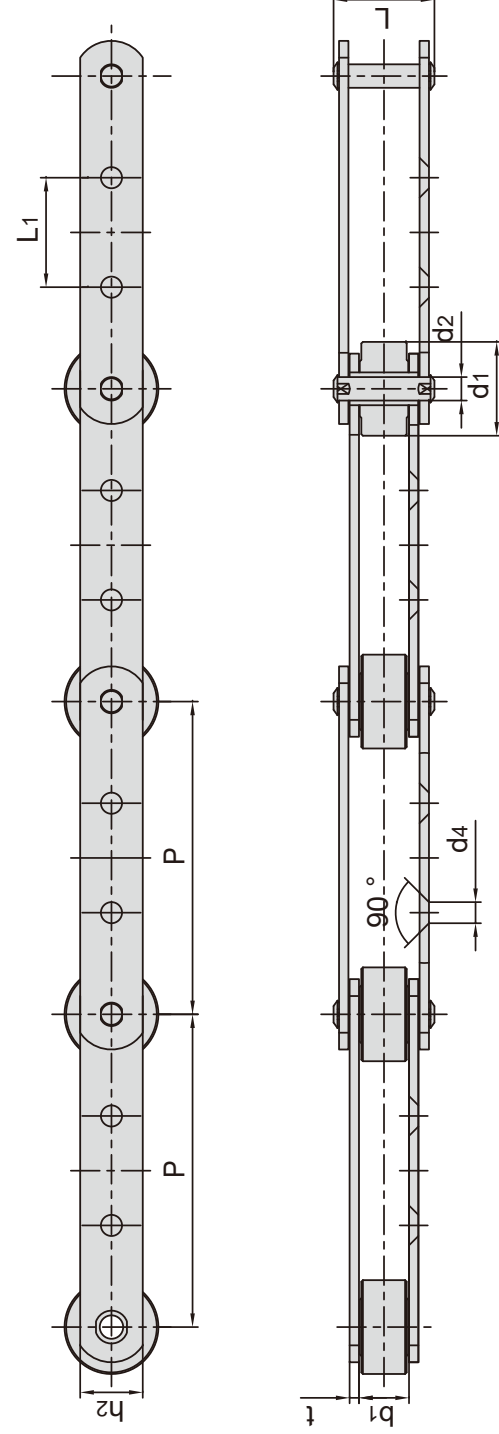


| 东华链号 Donghua Chain No. | 节距 Pitch | 内节内宽 Width between inner plates | | 滚子直径 Roller diameter | | 销轴直径 Pin diameter | | 销轴长度 Pin length | | 链板高度 Plate depth | 链板厚度 Plate thickness | | 抗拉强度 Tensile strength | 平均抗拉强度 Average tensile strength | 每米重量 Weight per meter | | | | | | | | | | |
|------------------------------|-------------|--|-------|----------------------------|-------|-------------------------|-------|-----------------------|-------|------------------------|----------------------------|----------|-----------------------------|--|--------------------------------|--------|-------|--------------------|-------------|-----------|-------|--|--|--|--|
| | | b1 min mm | 41.65 | d1 max mm | 95.25 | d2 max mm | 31.75 | d3 max mm | 49.20 | L max mm | 107.80 | h2 mm | 69.85 | t mm | 9.50 | 304.80 | 16.66 | Q min kN/lbf | 230.0/51704 | q kg/m | 16.77 | | | | |
| P609.6F1 | 609.60 | | | | | | | | | | | | | | | | | | | | | | | | |

污水处理链 Sewage disposal chains

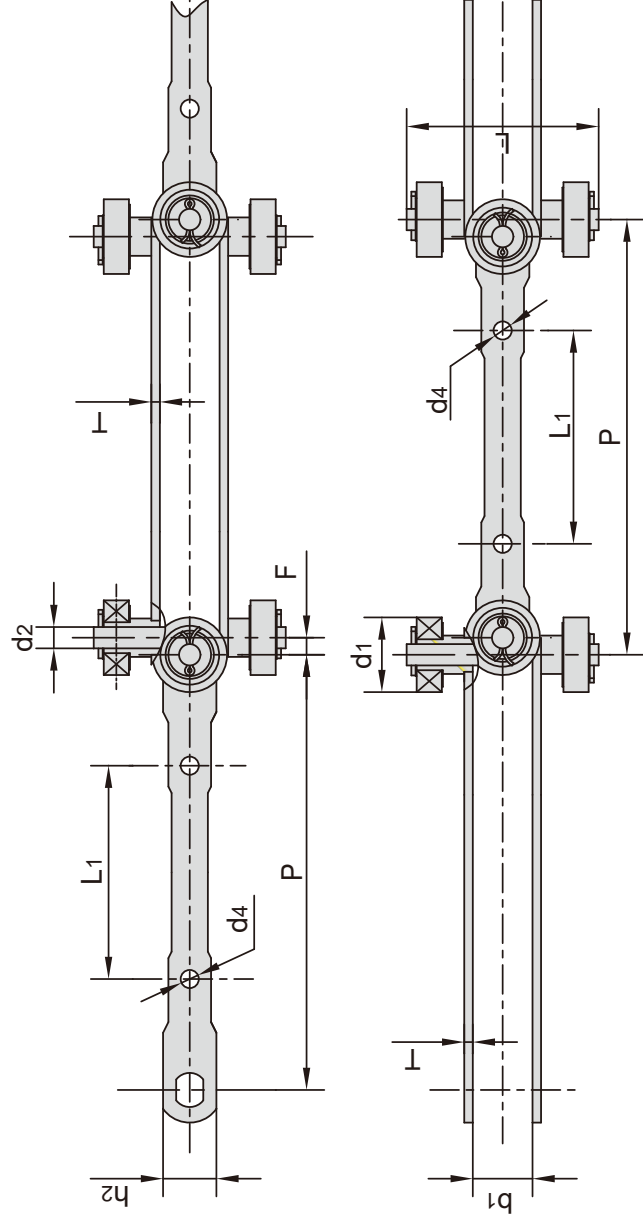


| 节距 Pitch | 滚子直径 Roller diameter | | 内节内宽 Width between inner plates | | 销轴尺寸 Pin dimension | | 链板尺寸 Plate dimension | | | 抗拉强度 Tensile strength | | 每米长重 Weight per meter |
|-------------|-------------------------|--------|------------------------------------|--------|-----------------------|-------|-------------------------|-------|--------|--------------------------|-------|--------------------------|
| | P | d1 max | b1 min | d2 max | d3 max | L max | t | C | L1 | Q min | q | |
| 609.60 | 101.60 | 39.69 | 30.73 | 30.64 | 84.30 | 76.20 | 9.50 | 12.70 | 292.10 | 80.0/17984 | 17.35 | |

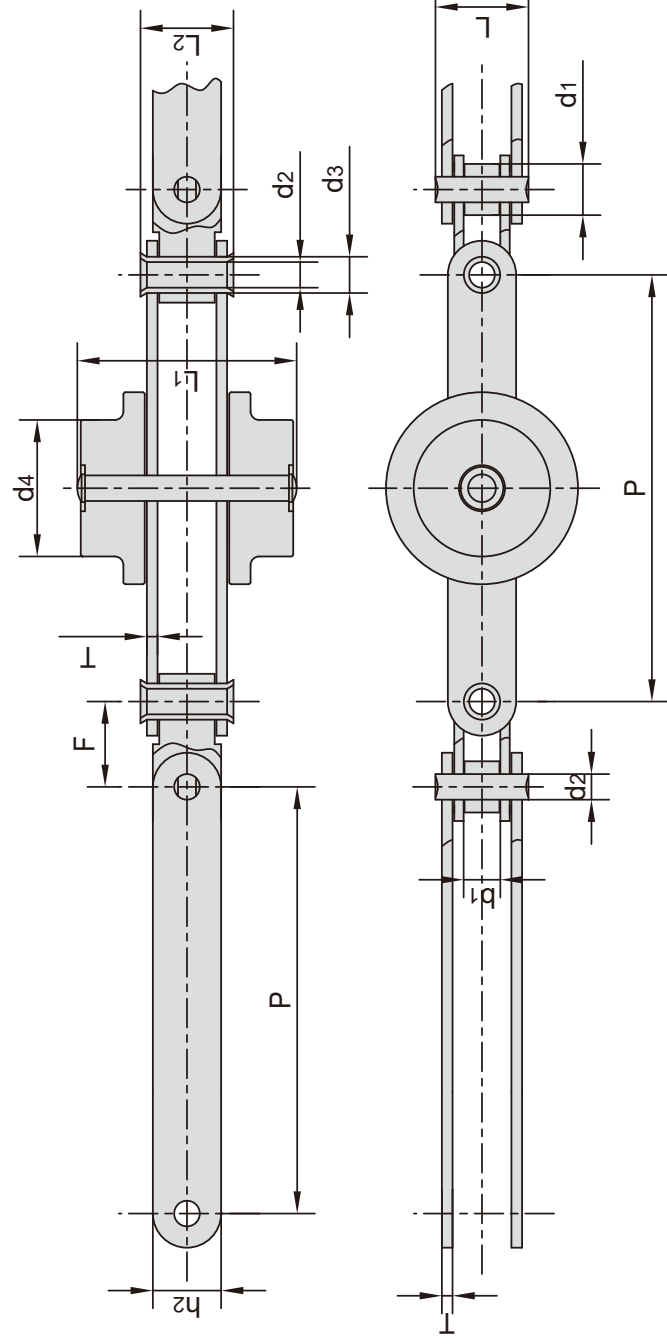


| 节距 Pitch | 滚子直径 Roller diameter | | 内节内宽 Width between inner plates | | 销轴尺寸 Pin dimension | | 链板尺寸 Plate dimension | | | 抗拉强度 Tensile strength | | 每米长重 Weight per meter |
|-------------|-------------------------|--------|------------------------------------|--------|-----------------------|-------|-------------------------|-------|-------------|--------------------------|---|--------------------------|
| | P | d1 max | b1 min | d2 max | d3 max | L max | t | L1 | d4 | Q min | q | |
| 200.00 | 60.00 | 32.00 | 15.00 | 64.50 | 40.00 | 6.00 | 70.00 | 13.50 | 112.0/25178 | 5.30 | | |

双铰接输送链 Universal movement conveyor chains

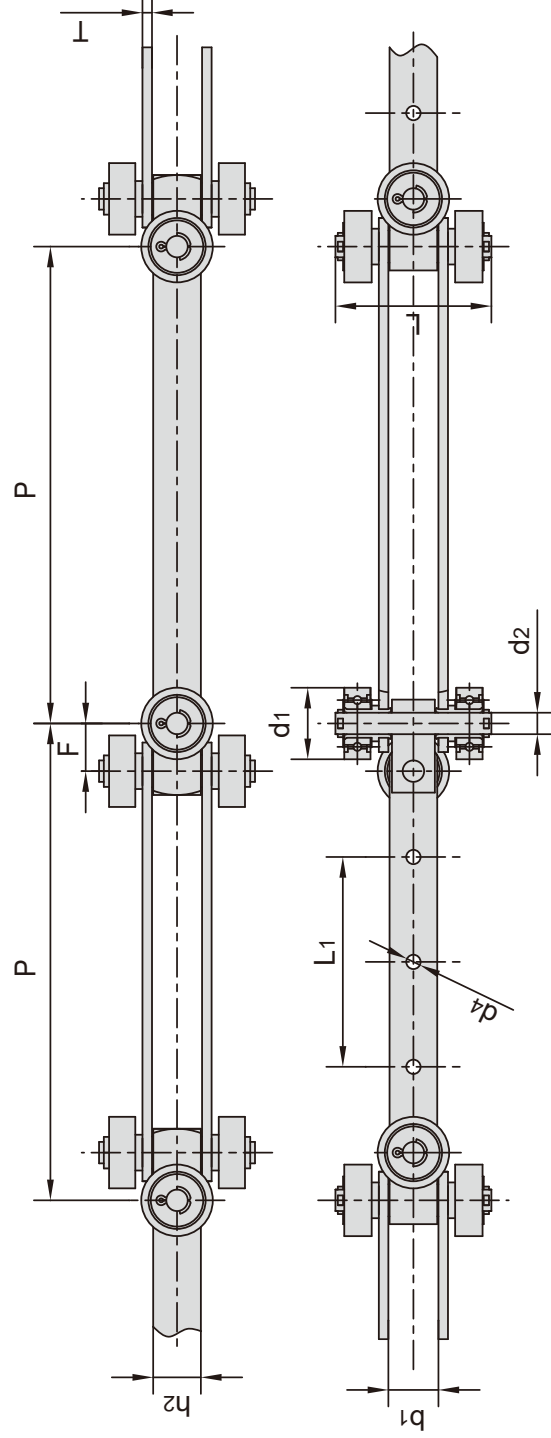


| 东华链号 Donghua Chain No. | 节距 Pitch | 滚子直径 Roller diameter | 外节内宽 Width between outer plates | 销轴直径 Pin diameter | 销轴长度 Pin length | 链板尺寸 plate dimension | | 附件尺寸 Attachment dimension | | 抗拉强度 Tensile strength | |
|------------------------------|-------------|----------------------------|--|-------------------------|------------------------|----------------------------|-----------------------|---------------------------------|-----------|-----------------------------|----------------------------------|
| | | | | | | h2 max | T max | L1 | d4 | | F |
| P210 | mm 204.0 | d1 max mm 35.0 | b1 min mm 27.5 | d2 max mm 10.0 | L max mm 90.0 | h2 max mm 25.0 | T max mm 4.0 | L1 | d4 | F | Q min kN/lbf 50.0/11364 |
| SJ406S-50 | mm 203.2 | mm 35.0 | mm 27.5 | mm 10.0 | mm 90.0 | mm 25.0 | mm 4.0 | mm 100.0 | mm 8.5 | mm 8.0 | mm 50.0/11364 |

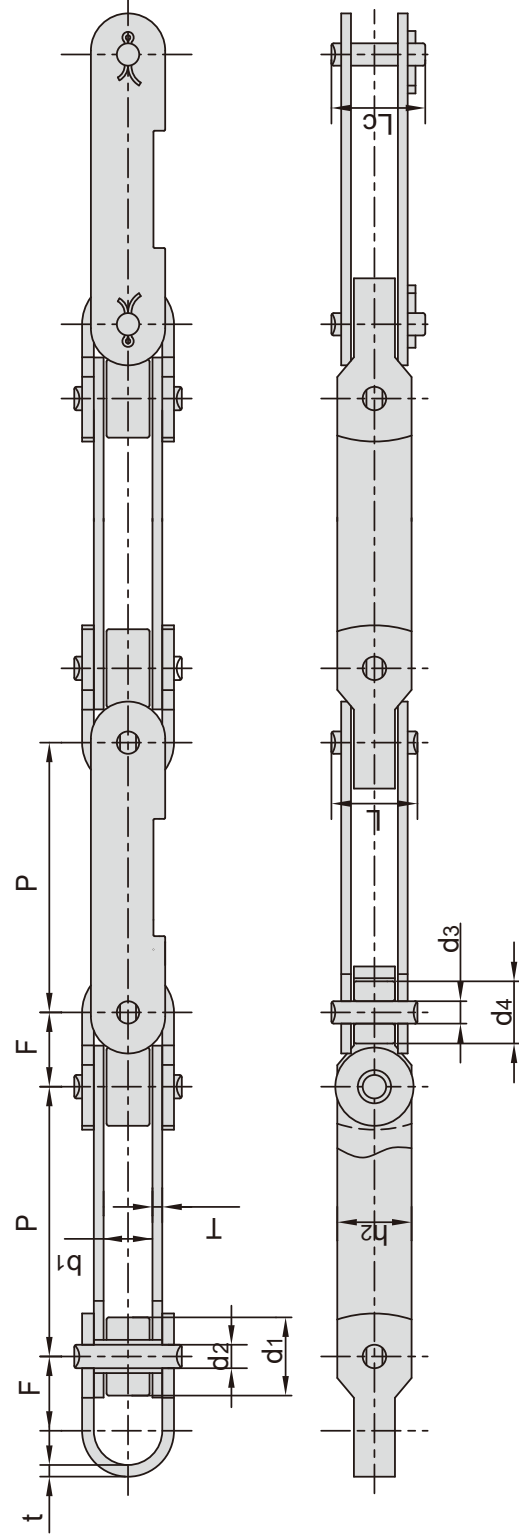


| 东华链号 Donghua Chain No. | 节距 Pitch | 滚子直径 Roller diameter | 内节内宽 Width between inner plates | 销轴直径 Pin diameter | | 销轴长度 Pin length | | | 链板尺寸 Plate dimension | | 附件尺寸 Attachment dimension | 抗拉强度 Tensile strength |
|------------------------------|-------------|----------------------------|--|-------------------------|----|------------------------|-------------------------|-------------------------|----------------------------|-----------------------|---------------------------------|---------------------------------|
| | | | | d2 | d3 | L max | L1 max | L2 max | h2 max | T max | | |
| P100F11 | mm 100.0 | d1 max mm 12.0 | b1 min mm 8.6 | d2 | d3 | L max mm 22.0 | L1 max mm 53.0 | L2 max mm 22.0 | h2 max mm 16.0 | T max mm 2.5 | F | Q min kN/lbf 20.0/4545 |

双铰接输送链 Universal movement conveyor chains

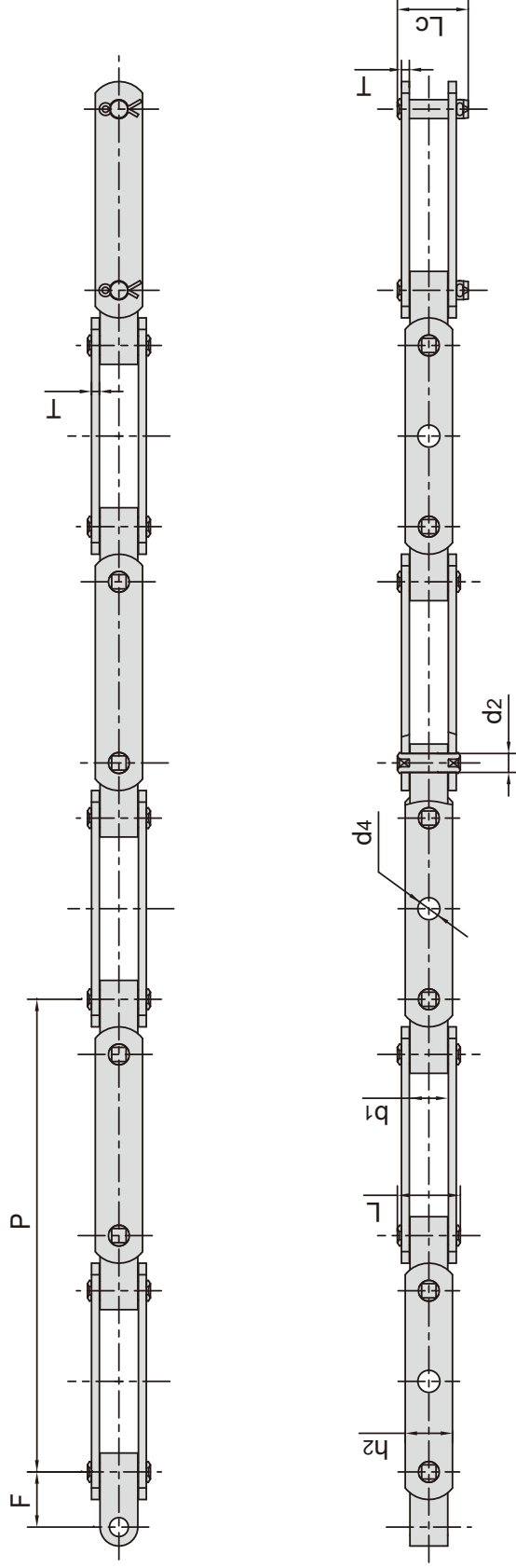


| 东华链号 Donghua Chain No. | 节距 Pitch | 滚子直径 Roller diameter d1 max mm | 外节内宽 Width between outer plates b1 min mm | 销轴直径 Pin diameter d2 max mm | 销轴长度 Pin length L max mm | 链板尺寸 plate dimension | | 附件尺寸 Attachment dimension | | 抗拉强度 Tensile strength Q min kN/lbf | |
|------------------------------|-------------|---|---|--|---|----------------------------|----------------|---------------------------------|----------|---|-------------|
| | | | | | | h2 max mm | T max mm | L1 mm | d4 mm | | F mm |
| SJ400-40 | 200.0 | 30.0 | 20.0 | 9.0 | 65.0 | 20.0 | 3.0 | 88.0 | 6.44 | 20.0 | 15.0/3374 |
| SJ400-60 | 200.0 | 35.0 | 21.0 | 10.0 | 64.5 | 20.0 | 4.0 | 88.0 | 6.50 | 20.0 | 60.0/13497 |
| SJ400-100 | 200.0 | 40.0 | 26.0 | 14.0 | 75.0 | 30.0 | 4.0 | 88.0 | 10.00 | 25.0 | 100.0/22495 |
| SJ400F1-120 | 200.0 | 45.0 | 32.0 | 14.0 | 102.0 | 30.0 | 6.0 | 85.0 | 10.50 | 20.0 | 100.0/22495 |
| SJ400F3-120 | 200.0 | 45.0 | 31.0 | 14.0 | 102.0 | 30.0 | 6.0 | 85.0 | 10.50 | 20.0 | 100.0/22495 |
| SJ405S-60 | 203.2 | 47.0 | 30.0 | 14.0 | 95.0 | 30.0 | 4.0 | 76.2 | 8.40 | 16.5 | 50.0/11247 |
| SJ405SF1-60 | 203.2 | 47.0 | 36.0 | 14.0 | 95.0 | 30.0 | 4.0 | 76.2 | 8.40 | 16.5 | 60.0/13497 |



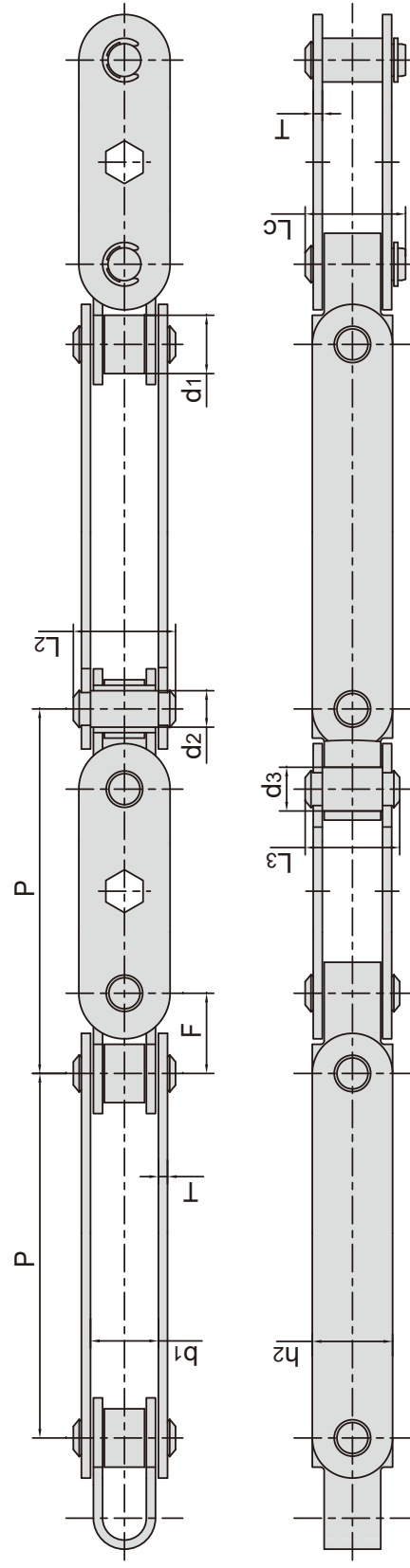
| 东华链号 Donghua Chain No. | 节距 Pitch | 滚子直径 Roller diameter | | 内节内宽 Width between inner plates b1 min mm | 销轴直径 Pin diameter | | 销轴长度 Pin length | 链板尺寸 plate dimension | 附件尺寸 Attachment dimension | | 抗拉强度 Tensile strength Q min kN/lbf | |
|------------------------------|-------------|----------------------------|-----------------|---|-------------------------|----------|-----------------------|----------------------------|---------------------------------|-----------------|---|-----------------|
| | | d1 max mm | d4 max mm | | d2 mm | d3 mm | | | L max mm | Lc max mm | | h2 max mm |
| P69F2 | 69.0 | 20.0 | 15.9 | 8.6 | 6.0 | 5.72 | 22.0 | 19.0 | 2.5 | 19.0 | 3.0 | 20.0/4545 |

双铰接输送链 Universal movement conveyor chains

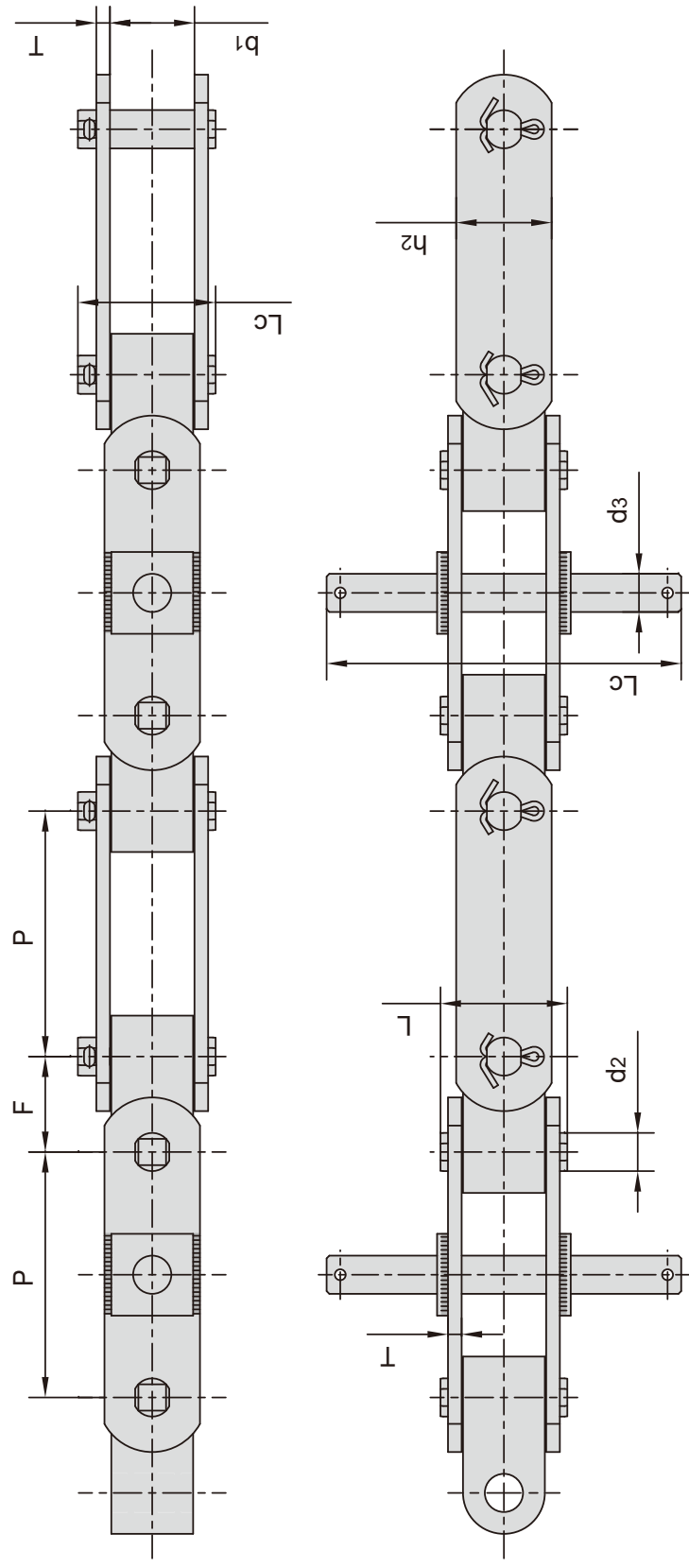


| 东华链号 Donghua Chain No. | 节距 Pitch P mm | 外节内宽 Width between outer plates b1 min mm | | 销轴直径 Pin diameter d2 max mm | | 销轴长度 Pin length L max mm | | 销轴长度 Pin length Lc max mm | | 链板高度 plate depth h2 max mm | | 链板厚度 plate thickness T max mm | | 附件尺寸 Attachment dimension F mm | | 抗拉强度 Tensile strength Q min kN/lbf | | 平均抗拉强度 Average tensile strength Q0 kN | | 每米重量 Weight per meter q kg/m | |
|------------------------------|------------------------|---|------|--|------|---|-----|--|------|---|-------|--|----|--|----|---|----|--|----|---|----|
| | | mm | mm | mm | mm | mm | mm | mm | mm | mm | mm | mm | mm | mm | mm | mm | mm | mm | mm | mm | mm |
| SJ250F3 | 250.0 | 24.6 | 12.0 | 40.0 | 45.0 | 30.0 | 5.0 | 35.0 | 14.0 | 90/20230 | 94.0 | 4.41 | | | | | | | | | |
| SJ250F4 | 250.0 | 31.0 | 16.0 | 48.0 | 53.0 | 35.0 | 6.0 | 35.0 | 18.0 | 150/33720 | 160.0 | 6.90 | | | | | | | | | |
| SJ266.66 | 266.66 | 25.0 | 12.0 | 40.0 | 45.0 | 30.0 | 5.0 | 35.0 | 14.0 | 100/22480 | 105.0 | 4.28 | | | | | | | | | |
| SJ280 | 280.0 | 31.0 | 16.0 | - | 60.7 | 40.0 | 6.0 | 40.0 | 16.0 | 112/25177 | 117.6 | 7.00 | | | | | | | | | |
| SJ300F3 | 300.0 | 24.6 | 12.0 | 40.0 | 45.0 | 30.0 | 5.0 | 35.0 | 14.0 | 90/20230 | 94.0 | 4.02 | | | | | | | | | |
| SJ300F4 | 300.0 | 31.0 | 16.0 | 48.0 | 53.0 | 35.0 | 6.0 | 35.0 | 18.0 | 150/33720 | 160.0 | 6.22 | | | | | | | | | |

双铰接输送链 Universal movement conveyor chains

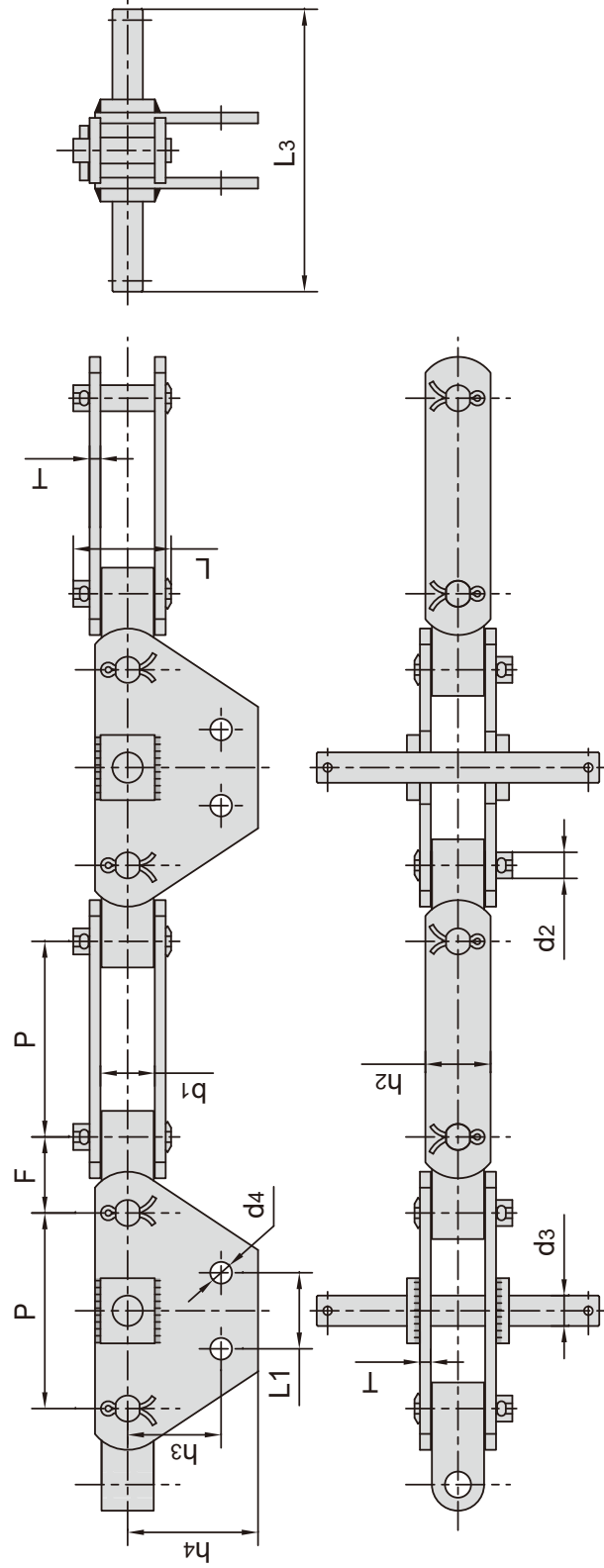


| 东华链号 Donghua Chain No. | 节距 Pitch | 滚子直径 Roller diameter | 外节内宽 Width between outer plates | 销轴直径 Pin diameter | | 销轴长度 Pin length | | | 链板尺寸 plate dimension | 附件尺寸 Attachment dimension | 抗拉强度 Tensile strength |
|------------------------------|-------------|----------------------------|--|-------------------------|-----------|-----------------------|-----------|-----------|----------------------------|---------------------------------|-----------------------------|
| | | | | d2 max | d3 max | L max | L2 max | L3 max | | | |
| SJ240F1 | 120.0 | 16.0 | 18.6 | 10.0 | 12.0 | 28.0 | 25.9 | 27.5 | 22.0 | 22.0 | 30.0/6744 |

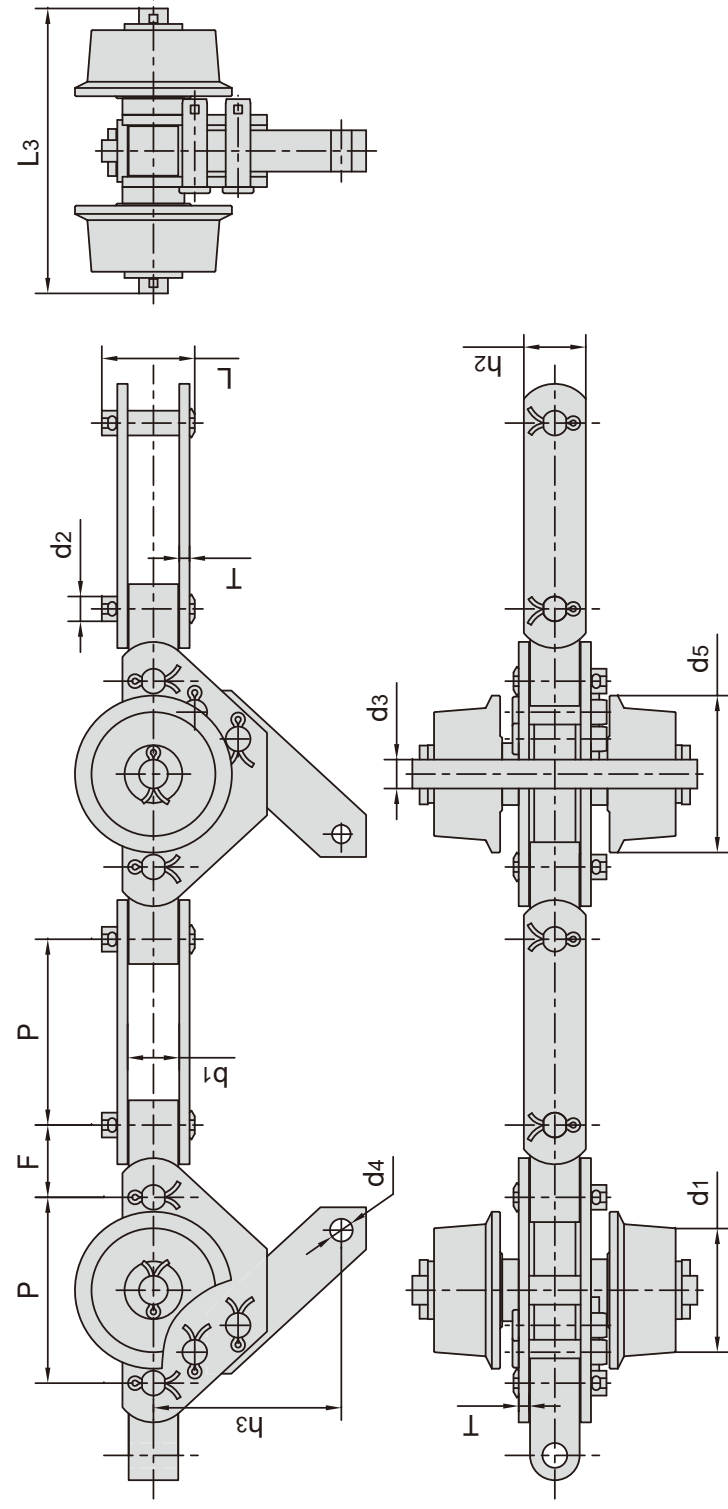


| 东华链号 Donghua Chain No. | 节距 Pitch | 外节内宽 Width between outer plates | 销轴直径 Pin diameter | | 销轴长度 Pin length | | | 链板尺寸 plate dimension | 附件尺寸 Attachment dimension | 抗拉强度 Tensile strength |
|------------------------------|-------------|--|-------------------------|-----------|-----------------------|-----------|-----------|----------------------------|---------------------------------|-----------------------------|
| | | | d2 max | d3 max | L max | Lc max | L1 max | | | |
| SJ250F6 | 90.0 | 31.0 | 14.0 | 14.0 | 46.5 | 50.5 | 130.0 | 35.0 | 35.0 | 100.0/22480 |
| SJ300F9 | 115.0 | 31.0 | 16.0 | 18.0 | 48.0 | 53.0 | 130.0 | 35.0 | 35.0 | 125.0/28100 |

双铰接输送链 Universal movement conveyor chains

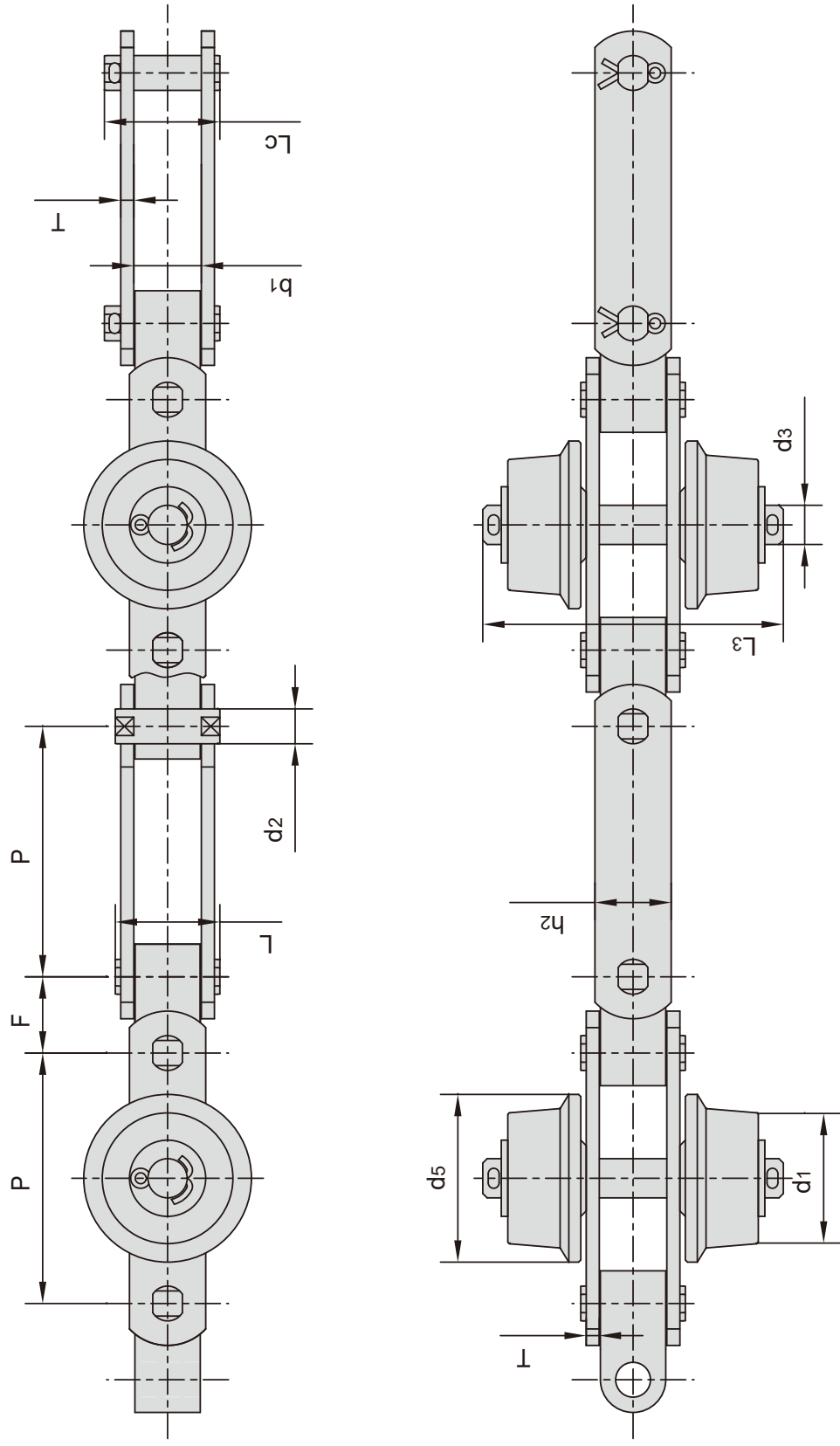


| 东华链号 Donghua Chain No. | 节距 Pitch | 外节内宽 Width between outer plates | | 销轴直径 Pin diameter | | 销轴长度 Pin length | | 链板尺寸 plate dimension | | 附件尺寸 Attachment dimension | | | 抗拉强度 Tensile strength | | |
|------------------------------|-------------|--|-----------------|-------------------------|-----------------|-----------------------|-----------------|----------------------------|----------------|---------------------------------|----------|----------|-----------------------------|----------|-------------|
| | | b1 min mm | b2 max mm | d2 max mm | d3 max mm | L max mm | L3 max mm | h2 max mm | T max mm | h3 mm | h4 mm | L1 mm | | d4 mm | F mm |
| SJ250F9 | 90.0 | 25.0 | 12.0 | 12.0 | 14.0 | 45.0 | 130.0 | 30.0 | 5.0 | 55.0 | 72.0 | 35.0 | 10.0 | 35.0 | 90.0/20232 |
| SJ300F2 | 110.0 | 30.4 | 16.0 | 16.0 | 16.0 | 58.0 | 132.0 | 40.0 | 6.0 | 55.0 | 70.0 | 32.0 | 12.0 | 40.0 | 230.0/51704 |
| SJ300F13 | 115.0 | 31.0 | 16.0 | 16.0 | 18.0 | 53.0 | 155.0 | 35.0 | 6.0 | 33.0 | 52.5 | 30.0 | 13.0 | 35.0 | 150.0/33720 |



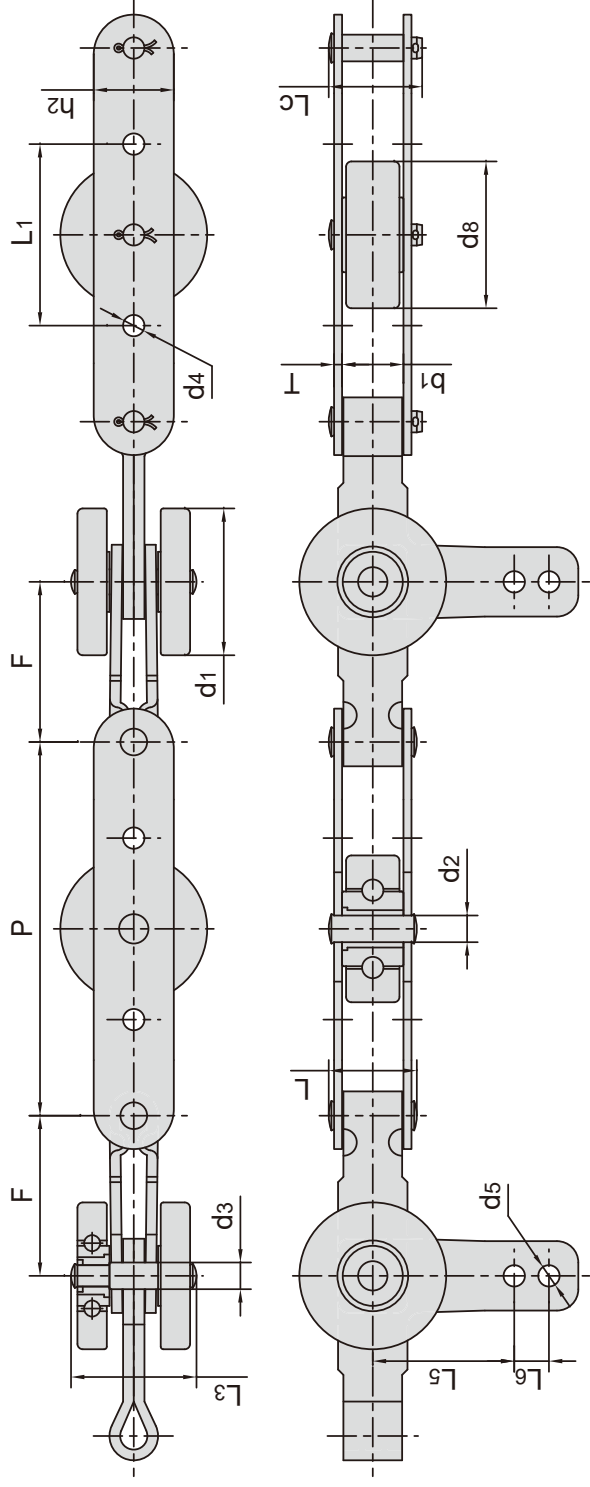
| 东华链号 Donghua Chain No. | 节距 Pitch | 滚子直径 Pin diameter | | 外节内宽 Width between outer plates | | 销轴直径 Pin diameter | | 销轴长度 Pin length | | 链板尺寸 plate dimension | | 附件尺寸 Attachment dimension | | | 抗拉强度 Tensile strength |
|------------------------------|-------------|-------------------------|-----------------|--|-----------------|-------------------------|-----------------|-----------------------|-----------------|----------------------------|----------------|---------------------------------|----------|----------|-----------------------------|
| | | d1 max mm | d5 max mm | b1 min mm | b2 max mm | d2 max mm | d3 max mm | L max mm | L3 max mm | h2 max mm | T max mm | h3 mm | h4 mm | L1 mm | |
| SJ250F11 | 90.0 | 60.0 | 76.0 | 25.0 | 14.0 | 12.0 | 14.0 | 45.0 | 138.0 | 30.0 | 5.0 | 35.0 | 10.0 | 35.0 | 90.0/20232 |

双铰接输送链 Universal movement conveyor chains

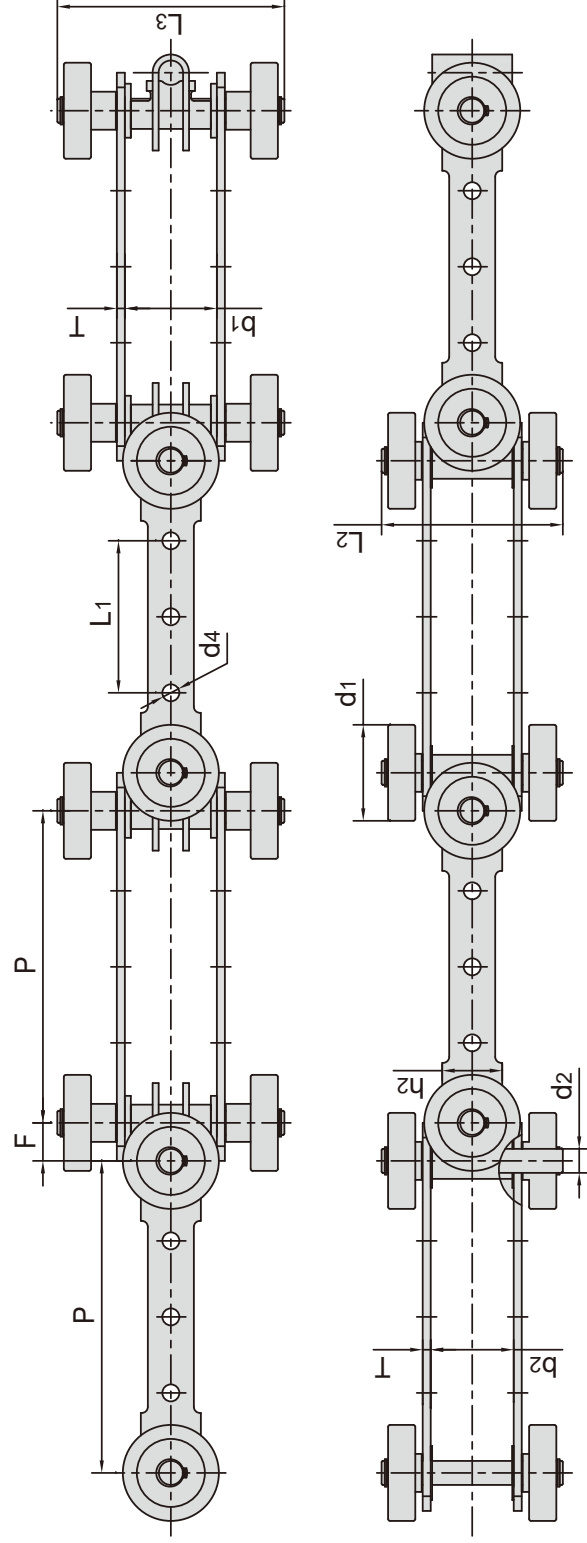


| 节距 Pitch | 滚子直径 Pin diameter | | 外节内宽 Width between outer plates | | 销轴直径 Pin diameter | | 销轴长度 Pin length | | | 链板尺寸 plate dimension | | 附件尺寸 Attachment dimension | | 抗拉强度 Tensile strength | |
|-------------|----------------------|--------------|------------------------------------|--------------|----------------------|--------------|--------------------|--------------|--------------|-------------------------|-------------|------------------------------|-------------|--------------------------|----|
| | P | d1 max mm | d5 max mm | b1 min mm | d2 max mm | d3 max mm | L max mm | LC max mm | L3 max mm | h2 max mm | T max mm | F | mm | Q min kN/lbf | mm |
| 90.0 | 60.0 | 77.0 | 25.0 | 12.0 | 14.0 | 45.0 | 135.0 | 30.0 | 5.0 | 35.0 | 50.0/11240 | 35.0 | 150.0/33720 | | |
| 115.0 | 60.0 | 77.0 | 31.0 | 16.0 | 18.0 | 53.0 | 138.0 | 35.0 | 6.0 | 35.0 | 150.0/33720 | 35.0 | 150.0/33720 | | |

双铰接输送链
Universal movement conveyor chains

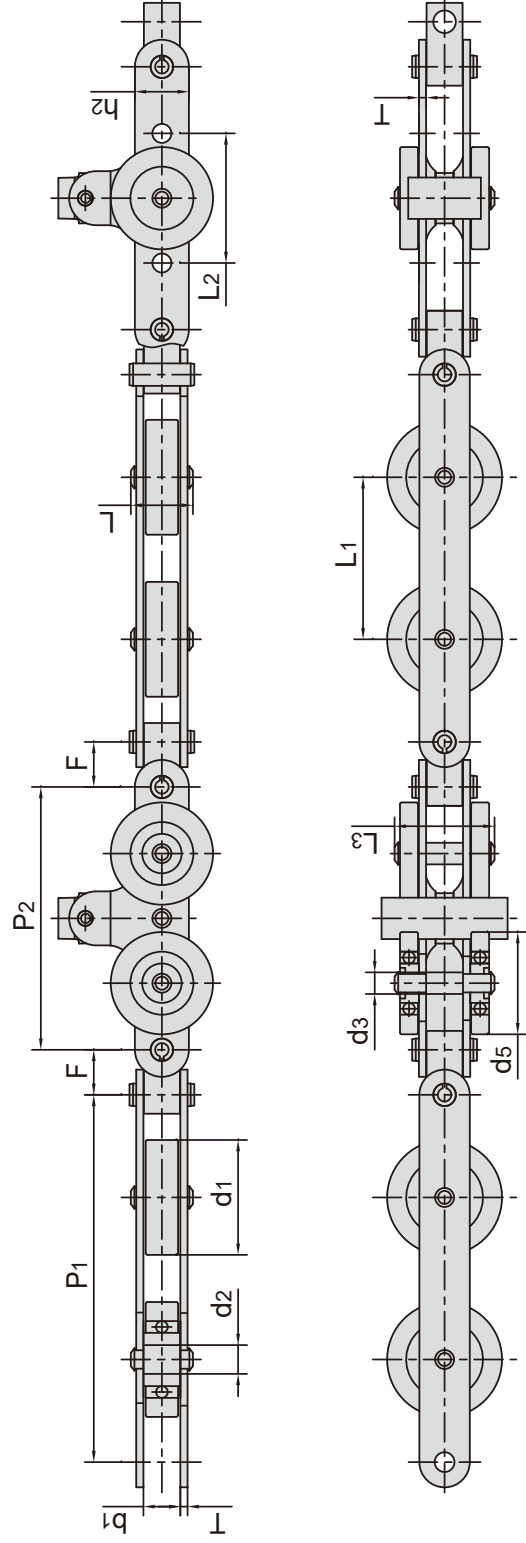


| 东华链号 Donghua Chain No. | 节距 Pitch | 滚子直径 Pin diameter | | 外节内宽 Width between outer plates | | 销轴直径 Pin diameter | | 销轴长度 Pin length | | 链板尺寸 plate dimension | | 附件尺寸 Attachment dimension | | | | 抗拉强度 Tensile strength | | |
|------------------------------|-------------|-------------------------|-----------------|--|-----------------|-------------------------|----------------|-----------------------|-----------------|----------------------------|----------------|---------------------------------|------|------|-----|-----------------------------|-------|--------------------|
| | | d1 max mm | d8 max mm | b1 min mm | d2 max mm | d3 max mm | L max mm | Lc max mm | L3 max mm | h2 max mm | T max mm | L1 | L5 | L6 | d4 | d5 | F | Q min kN/lbf |
| SJ184F1 | 111.3 | 55.0 | 46.0 | 23.0 | 10.0 | 10.0 | 38.0 | - | 45.5 | 25.6 | 4.0 | 68.8 | 53.7 | 12.2 | 7.9 | 7.7 | 36.35 | 20.0/4496 |
| SJ200F5 | 130.0 | 55.0 | 48.0 | 23.0 | 10.0 | 10.0 | 36.0 | 37.0 | 45.0 | 25.0 | 4.0 | 70.0 | 53.0 | 13.0 | 8.0 | 8.0 | 35.00 | 35.0/7868 |
| SJ300F14 | 180.0 | 55.0 | 55.0 | 23.0 | 10.0 | 10.0 | 33.0 | 35.0 | 43.0 | 30.0 | 3.0 | 68.0 | 53.0 | 13.0 | 8.0 | 8.0 | 60.00 | 20.0/4496 |

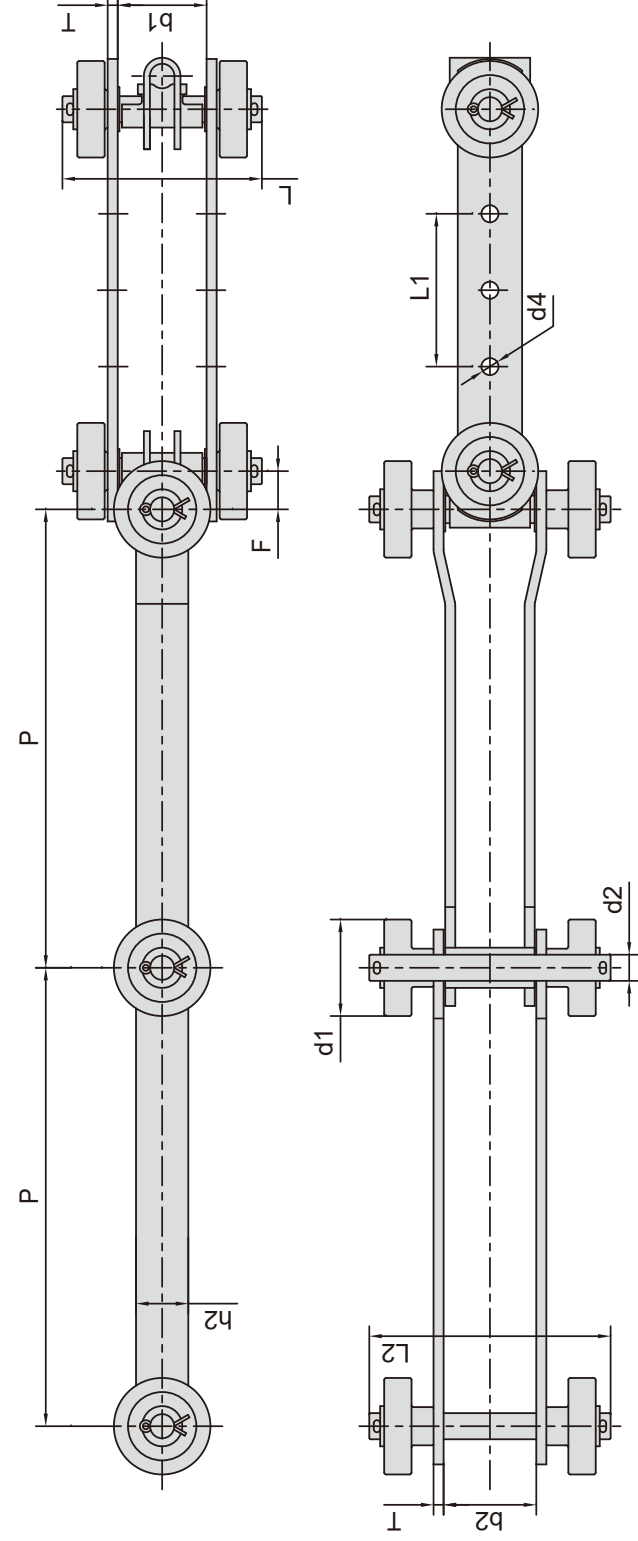


| 东华链号 Donghua Chain No. | 节距 Pitch | 滚子直径 Pin diameter | | 外节内宽 Width between outer plates | | 销轴直径 Pin diameter | | 销轴长度 Pin length | | 链板尺寸 plate dimension | | 附件尺寸 Attachment dimension | | | | 抗拉强度 Tensile strength | |
|------------------------------|-------------|-------------------------|-----------------|--|-----------------|-------------------------|----------------|-----------------------|-----------------|----------------------------|-----------------|---------------------------------|------|------|-----|-----------------------------|-----------|
| | | d1 max mm | d8 max mm | b1 min mm | b2 min mm | d2 max mm | L max mm | Lc max mm | L2 max mm | L3 max mm | h2 max mm | T max mm | L1 | L5 | L6 | d4 | d5 |
| SJ350 | 156.0 | 48.0 | 48.0 | 46.0 | 43.0 | 12.0 | 12.0 | 91.0 | 112.5 | 30.0 | 4.0 | 76.0 | 53.0 | 13.0 | 8.5 | 19.0 | 40.0/8992 |

双铰接输送链 Universal movement conveyor chains

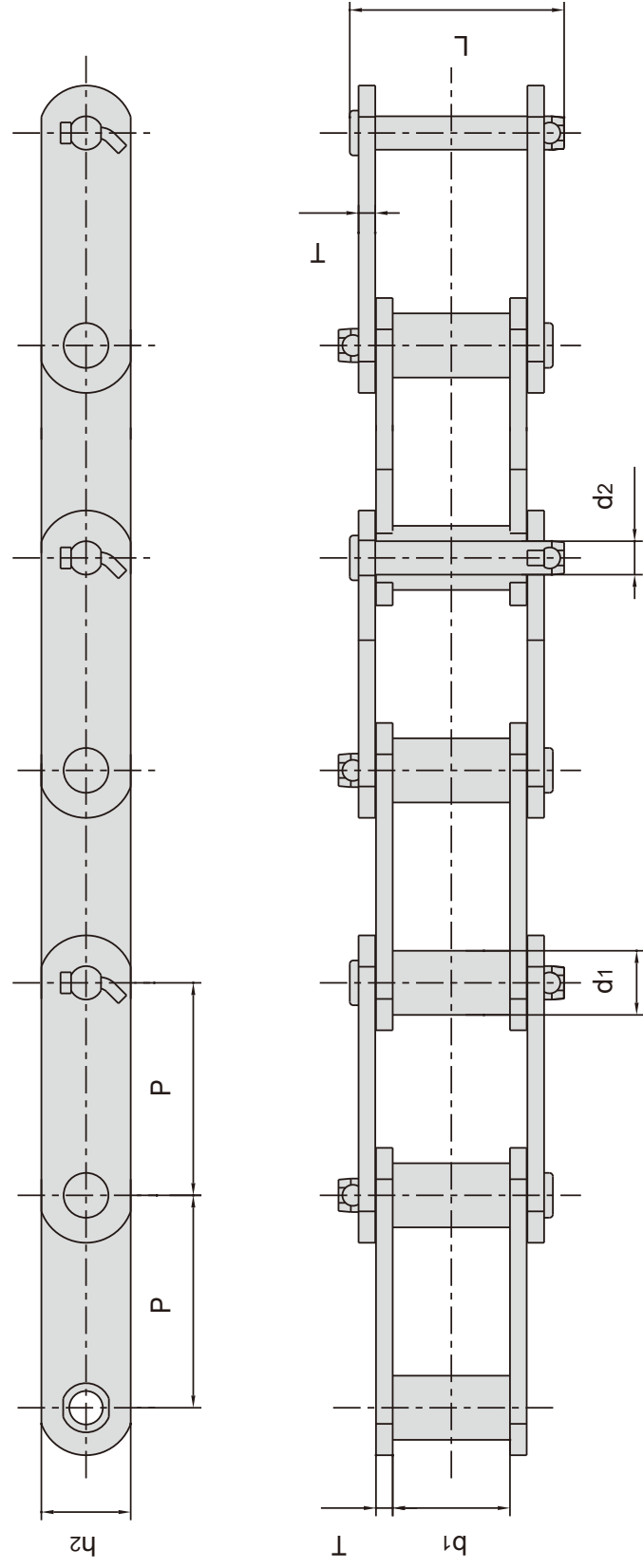


| 东华链号 Donghua Chain No. | 节距 Pitch | | 滚子直径 Pin diameter | | 外节内宽 Width between outer plates | | 销轴直径 Pin diameter | | 销轴长度 Pin length | | 链板尺寸 plate dimension | | 附件尺寸 Attachment dimension | | 抗拉强度 Tensile strength |
|------------------------------|----------------------|----------------------|-----------------------------|-----------------------------|--|-----------------------------|-----------------------------|----------------|-----------------------------|-----------------------------|----------------------------|----------------------|---------------------------------|---------|-----------------------------|
| | P ₁ mm | P ₂ mm | d ₁ max mm | d ₅ max mm | b ₁ min mm | d ₂ max mm | d ₃ max mm | L max mm | L ₃ max mm | h ₂ max mm | T max mm | L ₁ mm | L ₂ mm | F mm | |
| SJ500F4 | 204.0 | 146.0 | 63.8 | 56.8 | 20.5 | 16.0 | 12.0 | 34.5 | 50.5 | 30.0 | 4.0 | 90.0 | 72.0 | 25.0 | 50.0/11240 |
| SJ500F2 | 304.0 | 146.0 | 63.8 | 56.8 | 20.5 | 16.0 | 12.0 | 34.5 | 50.5 | 30.0 | 4.0 | 210.0 | 72.0 | 25.0 | 50.0/11240 |



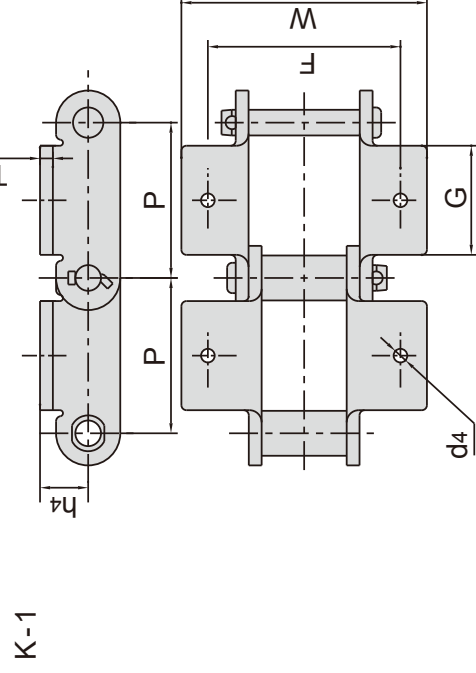
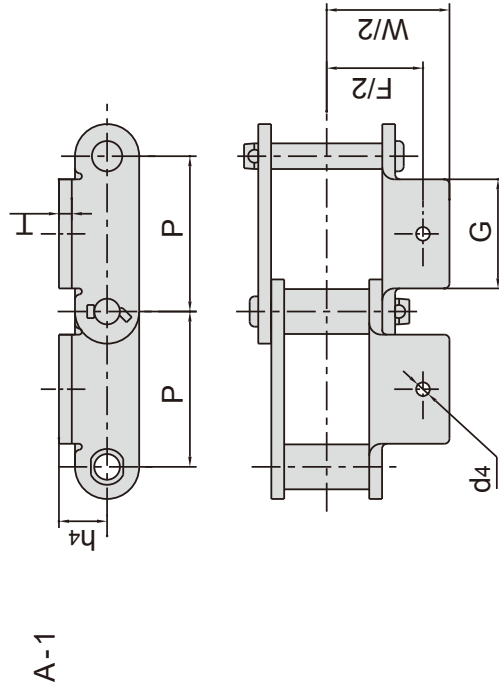
| 东华链号 Donghua Chain No. | 节距 Pitch | | 滚子直径 Pin diameter | | 外节内宽 Width between outer plates | | 销轴直径 Pin diameter | | 销轴长度 Pin length | | 链板尺寸 plate dimension | | 附件尺寸 Attachment dimension | | 抗拉强度 Tensile strength |
|------------------------------|-------------|---------|-----------------------------|-----------------------------|--|-----------------------------|-----------------------------|-----------------------------|-----------------------------|-----------------------------|----------------------------|----------------------|---------------------------------|---------|-----------------------------|
| | P mm | P mm | d ₁ max mm | d ₅ max mm | b ₁ min mm | b ₂ min mm | d ₂ max mm | L ₂ max mm | L ₃ max mm | h ₂ max mm | T max mm | L ₁ mm | d ₄ mm | F mm | |
| SJ685.8F1 | 228.6 | 228.6 | 48.0 | 48.0 | 43.0 | 46.0 | 12.7 | 96.0 | 120.0 | 26.0 | 5.0 | 76.0 | 8.5 | 16.5 | 40.0/8992 |

工程用钢制套筒链 Engineering steel bush chains



| ANSI 链号 ANSI Chain No. | 东华链号 Donghua Chain No. | 节距 Pitch | | 套筒直径 Bush diameter | | 内节内宽 Width between inner plates | | 销轴直径 Pin diameter | | 销轴长度 Pin length | | 链板高度 Plate depth | | 链板厚度 Plate thickness | | 抗拉强度 Tensile strength | | 平均抗拉强度 Average tensile strength | | 每米重量 Weight per meter | |
|---------------------------------|------------------------------|-------------|----|--------------------------|-------|---|-------|-------------------------|--------|-----------------------|--------------|------------------------|-------|----------------------------|----|-----------------------------|--------|--|----|--------------------------------|------|
| | | P | mm | d1 max | mm | b1 min | mm | d2 max | mm | L max | mm | h2 max | mm | T max | mm | Q min | kN/lbf | Q0 | kN | q | kg/m |
| S102B | | 101.60 | | 25.40 | 54.10 | 54.10 | 15.88 | 111.3 | 38.10 | 9.7 | 160.0/35993 | 176.0 | 10.40 | | | | | | | | |
| S110 | | 152.40 | | 32.00 | 54.10 | 54.10 | 15.88 | 111.3 | 38.10 | 9.7 | 160.0/35993 | 176.0 | 9.80 | | | | | | | | |
| S111 | | 120.90 | | 36.60 | 66.80 | 66.80 | 19.05 | 131.2 | 50.80 | 9.7 | 214.0/48141 | 235.4 | 15.90 | | | | | | | | |
| S131 | | 78.11 | | 32.00 | 33.50 | 33.50 | 15.88 | 90.5 | 38.10 | 9.7 | 160.0/35993 | 176.0 | 11.60 | | | | | | | | |
| S150 | | 153.67 | | 44.70 | 84.30 | 84.30 | 25.40 | 164.6 | 63.50 | 12.7 | 378.0/85034 | 416.0 | 25.70 | | | | | | | | |
| S188 | | 66.27 | | 22.40 | 26.90 | 26.90 | 12.70 | 68.6 | 28.40 | 6.4 | 102.0/22946 | 112.2 | 5.60 | | | | | | | | |
| S856 | | 152.40 | | 44.40 | 76.20 | 76.20 | 25.40 | 154.9 | 63.50 | 12.7 | 365.0/82110 | 401.5 | 25.00 | | | | | | | | |
| S857 | | 152.40 | | 44.40 | 76.20 | 76.20 | 25.40 | 154.9 | 82.60 | 12.7 | 432.0/97182 | 475.2 | 32.00 | | | | | | | | |
| S859 | | 152.40 | | 60.40 | 95.30 | 95.30 | 31.75 | 188.5 | 101.60 | 16.0 | 690.0/155221 | 759.0 | 55.90 | | | | | | | | |
| S864 | | 177.80 | | 60.40 | 95.30 | 95.30 | 31.75 | 188.5 | 101.60 | 16.0 | 690.0/155221 | 759.0 | 51.80 | | | | | | | | |
| | S102.5 | 102.36 | | 34.93 | 57.15 | 57.15 | 19.05 | 115.0 | 44.45 | 9.5 | 214.0/48141 | 235.4 | 14.09 | | | | | | | | |
| | S110F1 | 152.40 | | 31.75 | 53.48 | 53.48 | 15.88 | 111.0 | 44.45 | 9.5 | 160.0/35993 | 176.0 | 10.50 | | | | | | | | |
| | S111F1 | 120.90 | | 36.51 | 66.68 | 66.68 | 19.05 | 125.0 | 50.80 | 9.5 | 214.0/48141 | 235.4 | 15.46 | | | | | | | | |
| | S150F1 | 153.67 | | 44.50 | 80.60 | 80.60 | 28.60 | 152.0 | 80.00 | 12.0 | 900.0/202328 | 990.0 | 29.87 | | | | | | | | |

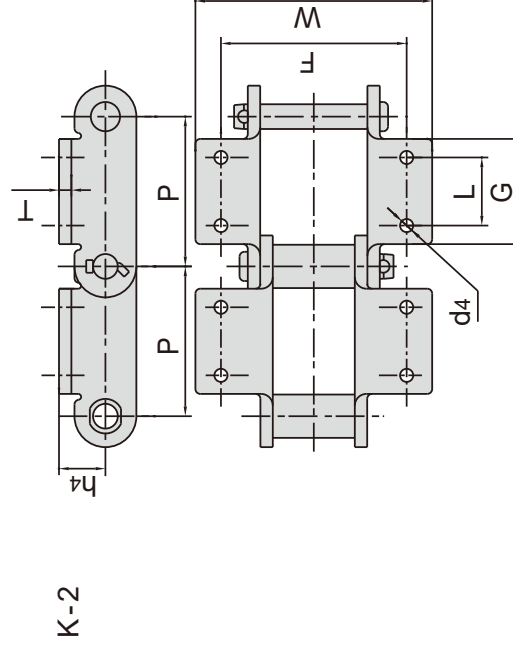
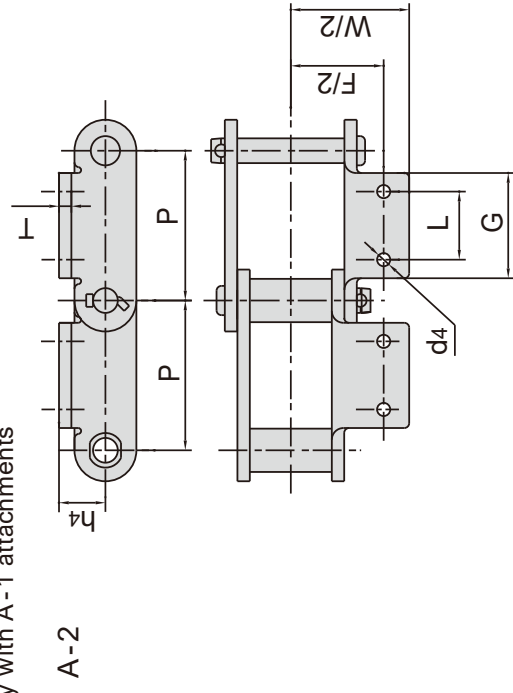
工程用钢制套筒链附件 Engineering steel bush chain attachments



| ANSI 链号 ANSI Chain No. | P mm | G mm | F mm | W mm | h4 mm | d4 mm | T mm |
|------------------------------|---------|---------|---------|---------|----------|----------|---------|
| * S102B | 101.60 | 77.0 | 121.0 | 180.8 | 25.4 | 10.2 | 9.7 |
| S131 | 78.11 | 73.9 | 104.6 | 157.0 | 25.4 | 13.5 | 9.7 |
| S188 | 66.27 | 54.6 | 95.2 | 131.6 | 20.6 | 10.2 | 6.4 |

*S102B只有带A-1附件

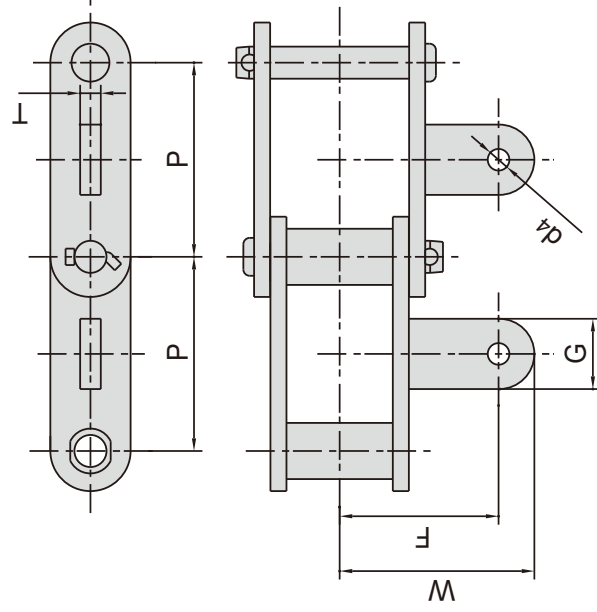
*S102B only with A-1 attachments



| ANSI 链号 ANSI Chain No. | 东华链号 Donghua Chain No. | P mm | L mm | G max mm | F mm | W max mm | h4 mm | d4 min mm | T mm |
|------------------------------|------------------------------|---------|---------|----------------|---------|----------------|----------|-----------------|---------|
| S102B | | 101.60 | 44.50 | 69.9 | 134.90 | 180.80 | 25.40 | 10.20 | 9.7 |
| S110 | | 152.40 | 44.50 | 89.6 | 134.90 | 180.80 | 25.40 | 10.20 | 9.7 |
| S111 | | 120.90 | 58.70 | 92.7 | 158.80 | 210.80 | 38.10 | 13.50 | 9.7 |
| S131 | | 78.11 | 38.10 | 73.9 | 104.60 | 157.00 | 25.40 | 13.50 | 9.7 |
| S150 | | 153.67 | 69.90 | 108.7 | 190.50 | 249.40 | 47.80 | 13.50 | 12.7 |
| S188 | | 66.27 | 31.80 | 54.6 | 106.40 | 131.60 | 20.60 | 8.60 | 6.4 |
| S856 | | 152.40 | 63.50 | 103.1 | 184.20 | 241.30 | 47.80 | 16.80 | 12.7 |
| | S102.5 | 102.36 | 44.45 | 69.0 | 136.53 | 163.51 | 28.58 | 9.50 | 9.5 |
| | S110F1 | 152.40 | 44.45 | 88.9 | 134.94 | 165.10 | 27.78 | 10.30 | 9.5 |
| | S111F1 | 120.90 | 58.70 | 87.5 | 158.75 | 196.85 | 38.10 | 13.70 | 9.5 |
| | S102.5A2F1 | 102.36 | 44.45 | 80.0 | 134.60 | 172.00 | 28.58 | 14.50 | 9.5 |
| | S856F3 | 152.40 | 57.15 | 108.0 | 160.30 | 215.90 | 47.80 | 13.49 | 12.7 |
| | S110F3 | 152.40 | 44.50 | 76.2 | 134.90 | 161.00 | 25.40 | 10.20 | 9.7 |
| | S188F6 | 66.27 | 31.75 | 54.6 | 105.20 | 129.30 | 22.30 | 11.11 | 6.4 |
| | S856F5 | 152.40 | 63.50 | 180.0 | 184.15 | 241.00 | 12.70 | 18.00 | 12.7 |

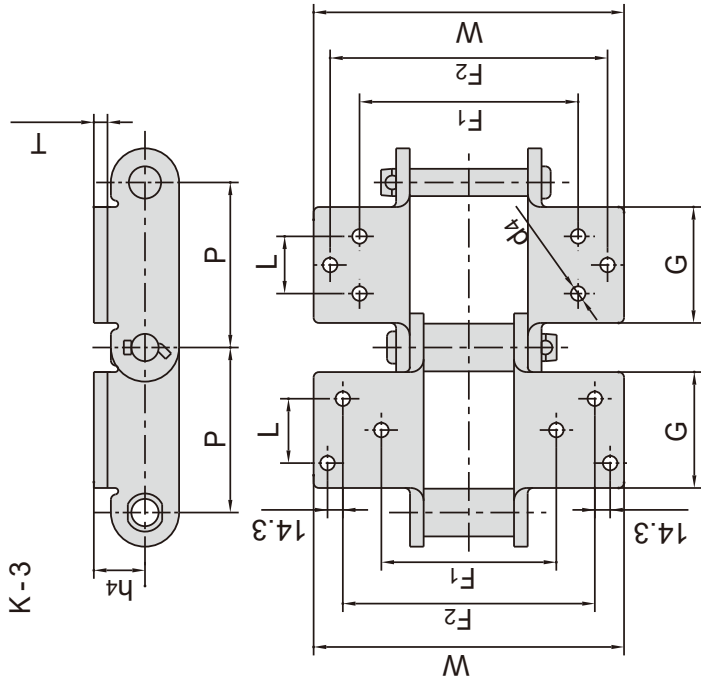
工程用钢制套筒链附件 Engineering steel bush chain attachments

A-22



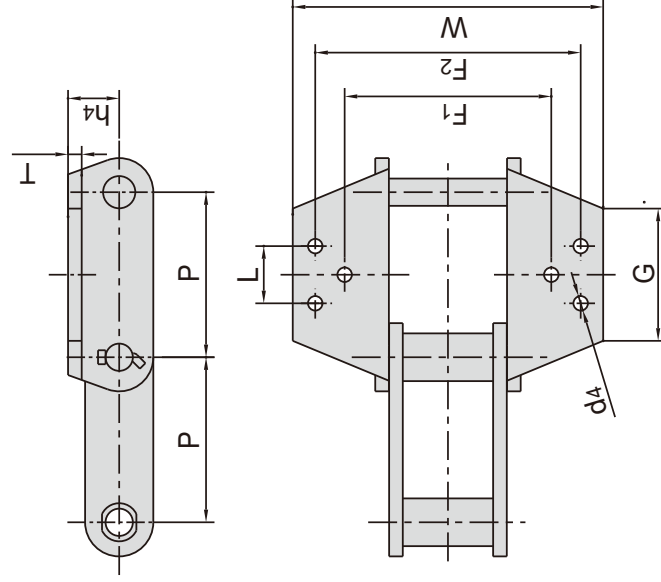
| ANSI 链号 ANSI Chain No. | 东华链号 Donghua Chain No. | P | G | F | W | d4 | T |
|---------------------------------|------------------------------|-------|------|------|------|------|------|
| S188 | | mm | mm | mm | mm | mm | mm |
| | | 66.27 | 49.2 | 45.2 | 61.2 | 10.2 | 10.4 |
| | S188A22F1 | 66.27 | 32.0 | 45.2 | 61.2 | 12.0 | 6.4 |

K-3



| ANSI 链号 ANSI Chain No. | P | G | L | F1 | F2 | W | h4 | d4 | T |
|---------------------------------|--------|-------|------|-------|-------|-------|------|------|------|
| S150 | mm | mm | mm | mm | mm | mm | mm | mm | mm |
| | 153.67 | 109.5 | 69.9 | 190.5 | 292.1 | 347.5 | 47.8 | 13.5 | 13.5 |
| S856 | 152.40 | 152.4 | 69.9 | 166.6 | 277.9 | 349.3 | 47.8 | 13.5 | 13.5 |

K-35

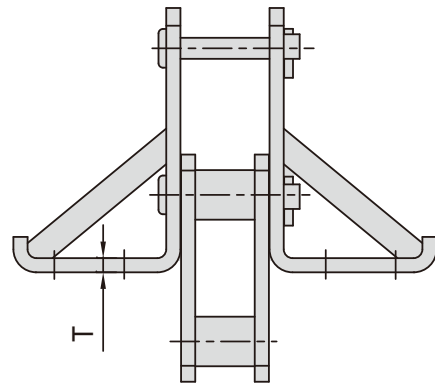
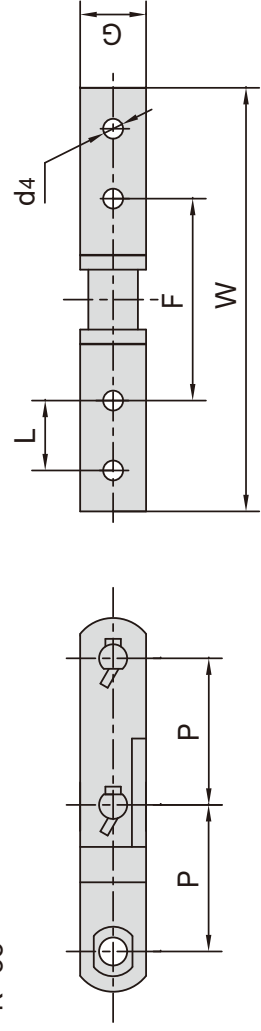


| ANSI 链号 ANSI Chain No. | P | G | L | F1 | F2 | W | h4 | d4 | T |
|---------------------------------|-------|--------|-------|-------|--------|--------|------|-------|-------|
| S856 | mm | mm | mm | mm | mm | mm | mm | mm | mm |
| | 152.4 | 90.00 | 63.50 | 184.2 | 298.50 | 349.30 | 47.8 | 16.80 | 13.50 |
| S102BF3K2 | 101.6 | 101.00 | 44.50 | - | 132.00 | 164.00 | 38.1 | 11.00 | 10.00 |
| S111F2K2 | 120.9 | 120.65 | 58.67 | - | 158.74 | 195.33 | 38.1 | 14.23 | 9.65 |
| S856F8K3 | 152.4 | 90.00 | 64.00 | 199.5 | 314.00 | 355.00 | 71.0 | 17.00 | 16.00 |

工程用钢制套筒链附件

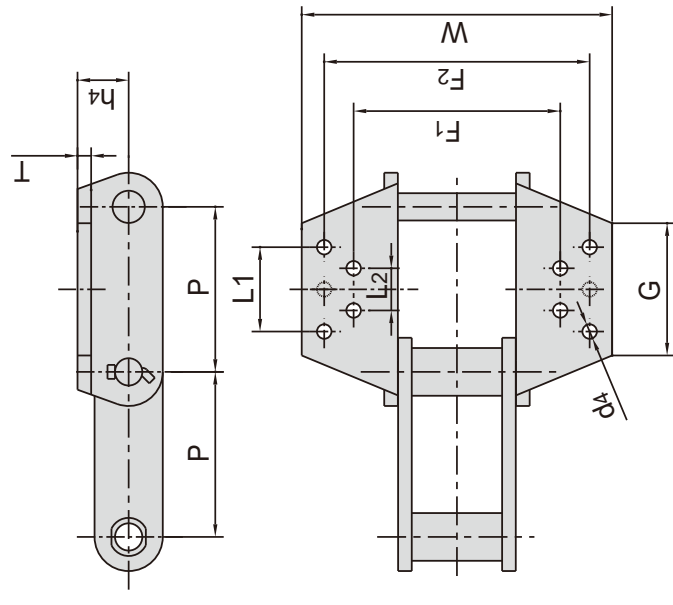
Engineering steel bush chain attachments

K-35



| ANSI 链号 ANSI Chain No. | P | G | L | F | W | d4 | T |
|---------------------------------|-------|------|------|------|-----|-----|-----|
| S188F8 | 66.27 | 29.8 | 31.6 | 92.5 | 192 | 9.1 | 6.4 |

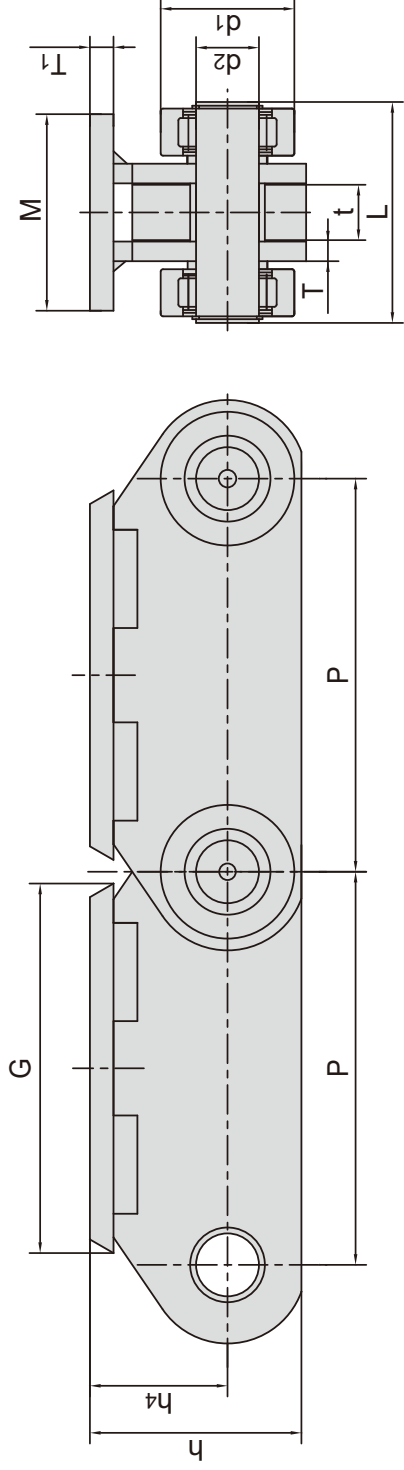
K-44



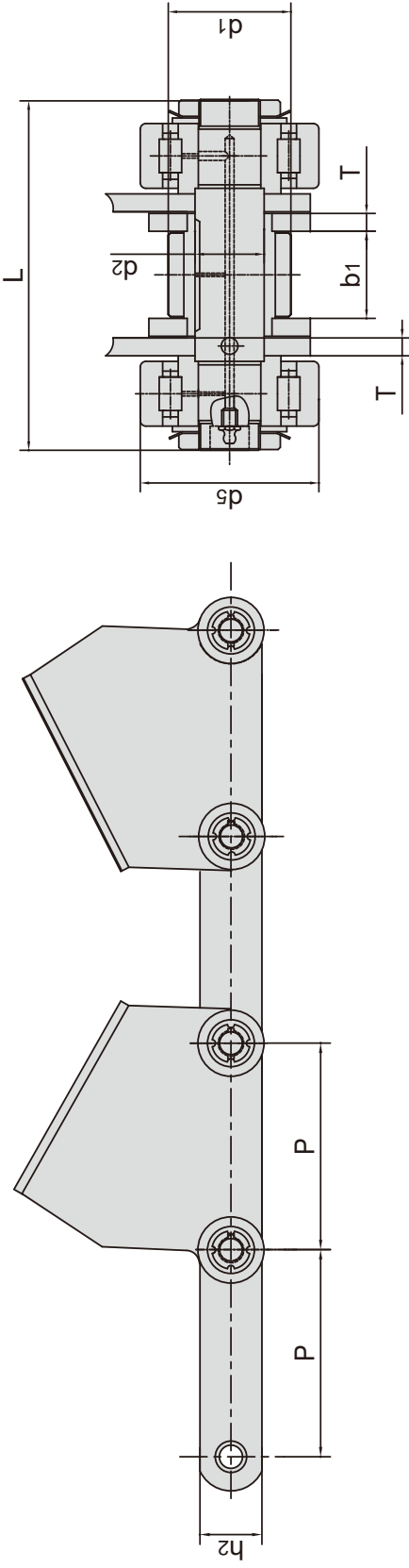
| ANSI 链号 ANSI Chain No. | P | G | L1 | L2 | F1 | F2 | W | h4 | d4 | T |
|---------------------------------|-------|-------|-------|------|-------|-------|-------|------|------|------|
| S857 | 152.4 | 146.1 | 88.9 | 88.9 | 177.8 | 304.8 | 355.6 | 63.5 | 13.5 | 13.5 |
| S859 | 152.4 | 146.1 | 114.3 | 69.9 | 228.6 | 330.2 | 381.0 | 76.2 | 16.8 | 13.5 |
| S864 | 177.8 | 146.1 | 139.7 | 95.3 | 228.6 | 330.2 | 381.0 | 76.2 | 16.8 | 13.5 |

钢厂用输送链

Conveyor chains for steel mill

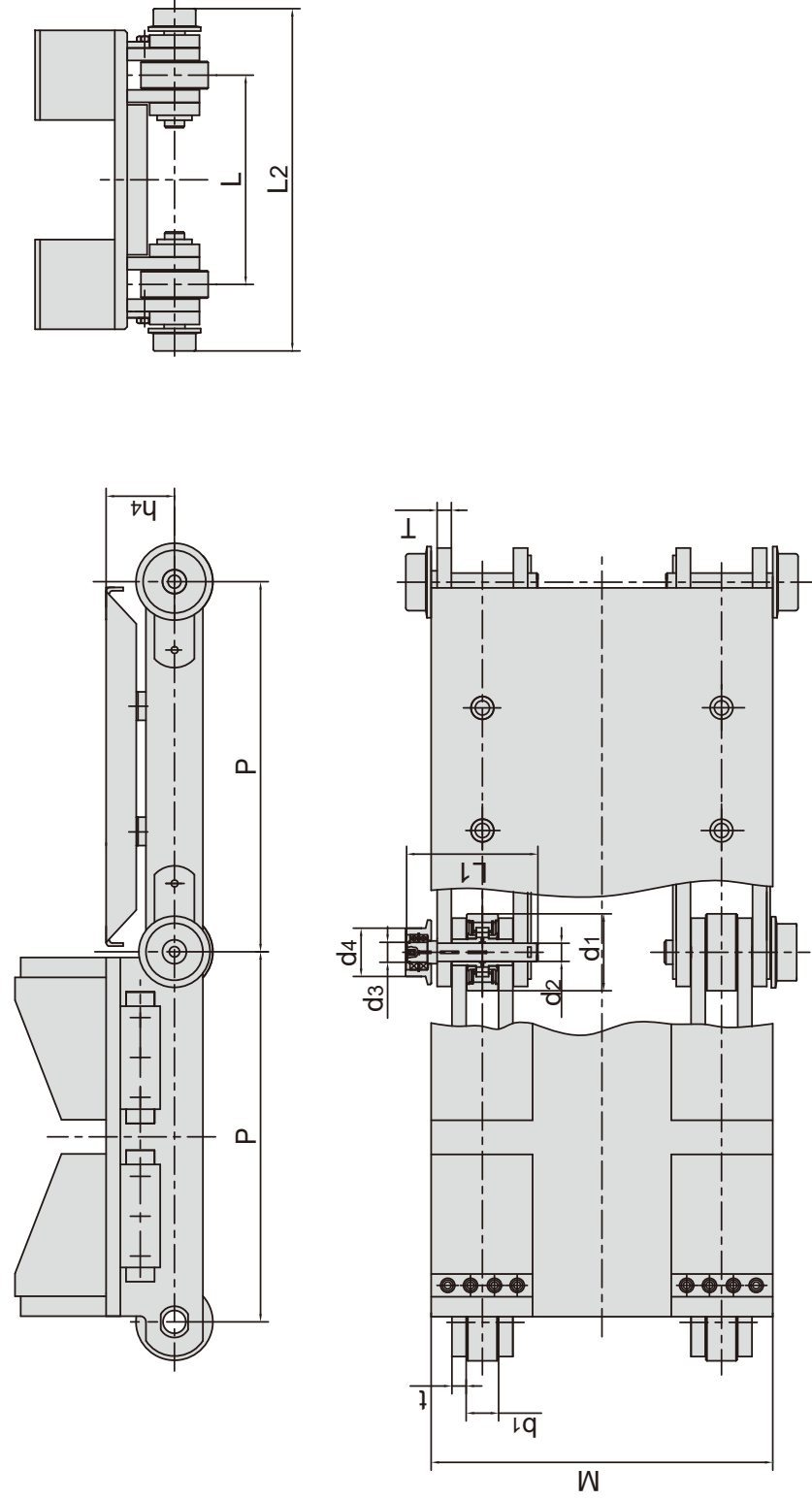


| 东华链号 Donghua Chain No. | 节距 Pitch | 滚子直径 Roller diameter | | 销轴直径 Pin diameter | 销轴长度 Pin length | 链板厚度 Plate thickness | 附件尺寸 Attachment dimensions | | | | 抗拉强度 Tensile strength | |
|------------------------------|-------------|----------------------------|-----------------|-------------------------|-----------------------|----------------------------|----------------------------------|-------|-------|-------|-----------------------------|-------------|
| | | d1 max mm | d1 max mm | | | | G | M | h4 | h | | T1 |
| P500 | 500.0 | 170.0 | 170.0 | 80.0 | 281.0 | 50.0/25.0 | 470.0 | 250.0 | 175.0 | 269.0 | 30.0 | 1900/427419 |
| P500F23-00 | 500.0 | 170.0 | 170.0 | 80.0 | 261.0 | 60.0/20.0 | 470.0 | 250.0 | 155.0 | 240.0 | 30.0 | 1600/359680 |



| 东华链号 Donghua Chain No. | 节距 Pitch | 滚子直径 Roller diameter | | 内节内宽 Width between inner plates | 销轴直径 Pin diameter | 销轴长度 Pin length | 链板厚度 Plate thickness | 链板高度 Plate depth | 抗拉强度 Tensile strength |
|------------------------------|-------------|----------------------------|-----------------|--|-------------------------|-----------------------|----------------------------|------------------------|-----------------------------|
| | | d1 max mm | d5 max mm | | | | | | |
| P250F168 | 250.0 | 107.0 | 160.0 | 78.0 | 62.0 | 330.0 | 16.0 | 150.0 | 1000/224800 |
| P500F1 | 500.0 | 107.0 | 160.0 | 78.0 | 62.0 | 325.0 | 20.0 | 150.0 | 800/179966 |
| P500F2 | 500.0 | 107.0 | 160.0 | 76.0 | 62.0 | 310.0 | 16.0 | 150.0 | 700/157470 |
| P500F18 | 500.0 | 107.0 | 160.0 | 78.0 | 62.0 | 310.0 | 16.0 | 150.0 | 1000/224800 |

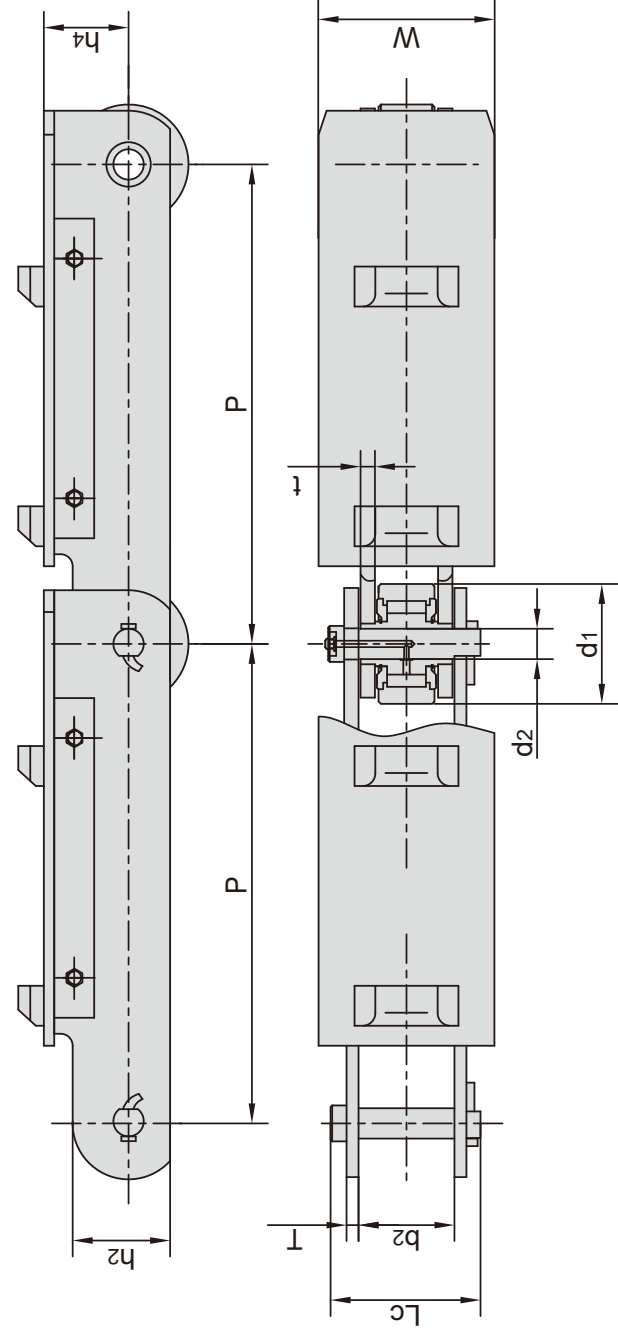
钢厂用输送链 Conveyor chains for steel mill



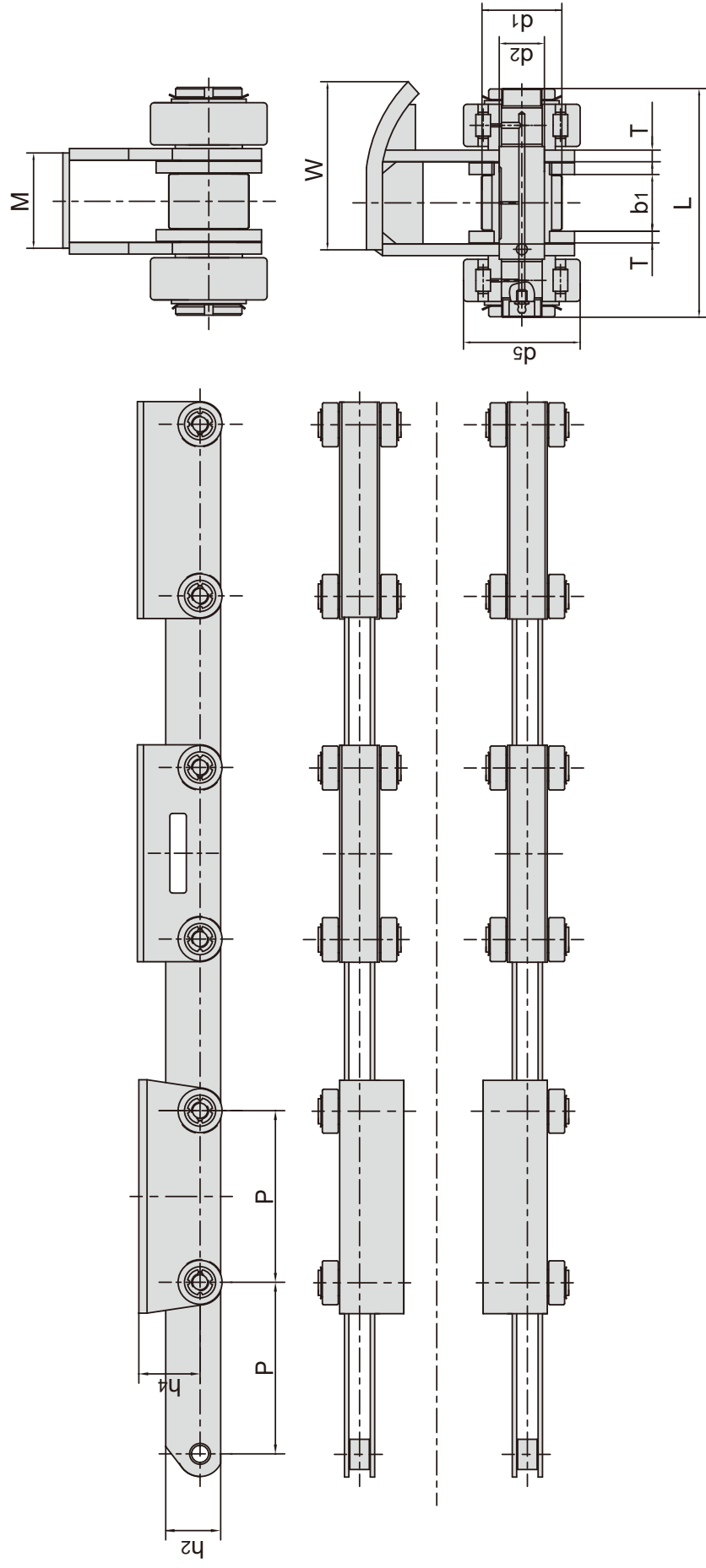
| 东华链号 Donghua Chain No. | 节距 Pitch | | 滚子直径 Roller diameter | | 内节内宽 Width between inner plates | | 销轴直径 Pin diameter | | 销轴长度 Pin length | | 链板厚度 Plate thickness | | 附板尺寸 Attachment dimension | | | 抗拉强度 Tensile strength | | 每米长重 Weight per meter | |
|------------------------------|-------------|----|----------------------------|-----------|--|-----------|-------------------------|-----------|-----------------------|-------|----------------------------|-------|---------------------------------|-------------|-------|-----------------------------|---|--------------------------------|--|
| | P | mm | d1 max | d4 max | b1 min | d2 max | d3 max | L1 max | t/T max | L | L2 | M | h4 | Q min | q | kg/m | - | | |
| P650 | 650.0 | | 135.0 | 85.0 | 56.0 | 32.0 | 35.0 | 232.0 | 25.0 | 420.0 | 690.0 | 600.0 | 120.0 | 750/168718 | 214.5 | | | | |
| P750 | 750.0 | | 200.0 | 85.0 | 82.0 | 55.0 | 35.0 | 276.0 | 30.0/25.0 | 380.0 | 690.0 | 600.0 | 162.5 | 2050/460858 | - | | | | |



钢厂用输送链
Conveyor chains for steel mill

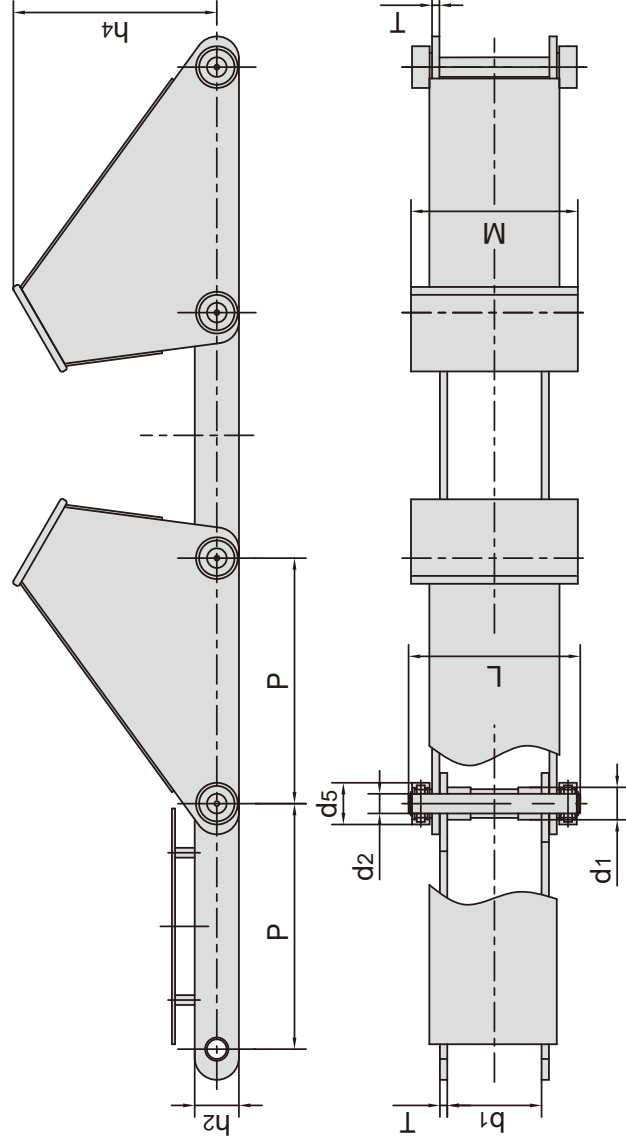


| 东华链号 Donghua Chain No. | 节距 Pitch | 滚子直径 Roller diameter | 外节内宽 Width between outer plates | 销轴直径 Pin diameter | 销轴长度 Pin length | 链板高度 Plate depth | 链板厚度 Plate thickness | 附板尺寸 Attachment dimension | | 平均抗拉强度 Average tensile strength |
|------------------------------|-------------|----------------------------|--|-------------------------|-----------------------|------------------------|----------------------------|---------------------------------|---------|--|
| | P mm | d1 max mm | b2 min mm | d2 max mm | Lc max mm | h2 mm | t/T max mm | h4 mm | W mm | Q0 kN/lbf |
| P600F1 | 600.0 | 150.0 | 117.0 | 38.0 | 187.0 | 122.0 | 18/15 | 105.7 | 220.0 | 1470/330687 |

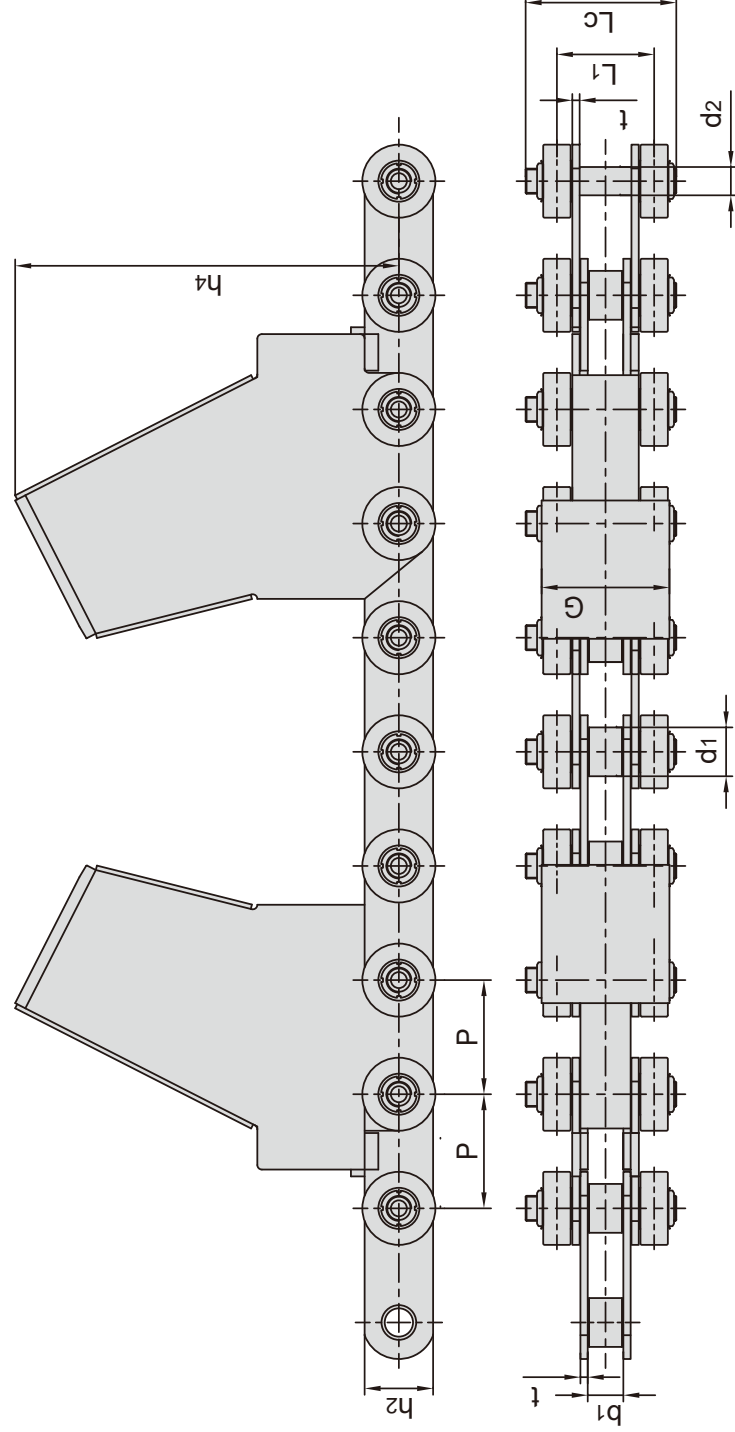


| 东华链号 Donghua Chain No. | 节距 Pitch | 滚子直径 Roller diameter | | 内节内宽 Width between inner plates | 销轴直径 Pin diameter | 销轴长度 Pin length | 链板厚度 Plate thickness | 附板尺寸 Attachment dimension | | | 抗拉强度 Tensile strength | |
|------------------------------|-------------|----------------------------|-----------------|--|-------------------------|-----------------------|----------------------------|---------------------------------|---------|----------|-----------------------------|--------------------|
| | P mm | d1 max mm | d5 max mm | b1 mm | d2 max mm | L max mm | T max mm | W mm | M mm | h2 mm | h4 mm | Q min kN/lbf |
| P625 | 625.0 | 107.0 | 160.0 | 78.0 | 62.0 | 310.0 | 16.0 | 227.5 | 130.0 | 200.0 | 215.0 | 700/157470 |

钢厂用输送链 Conveyor chains for steel mill

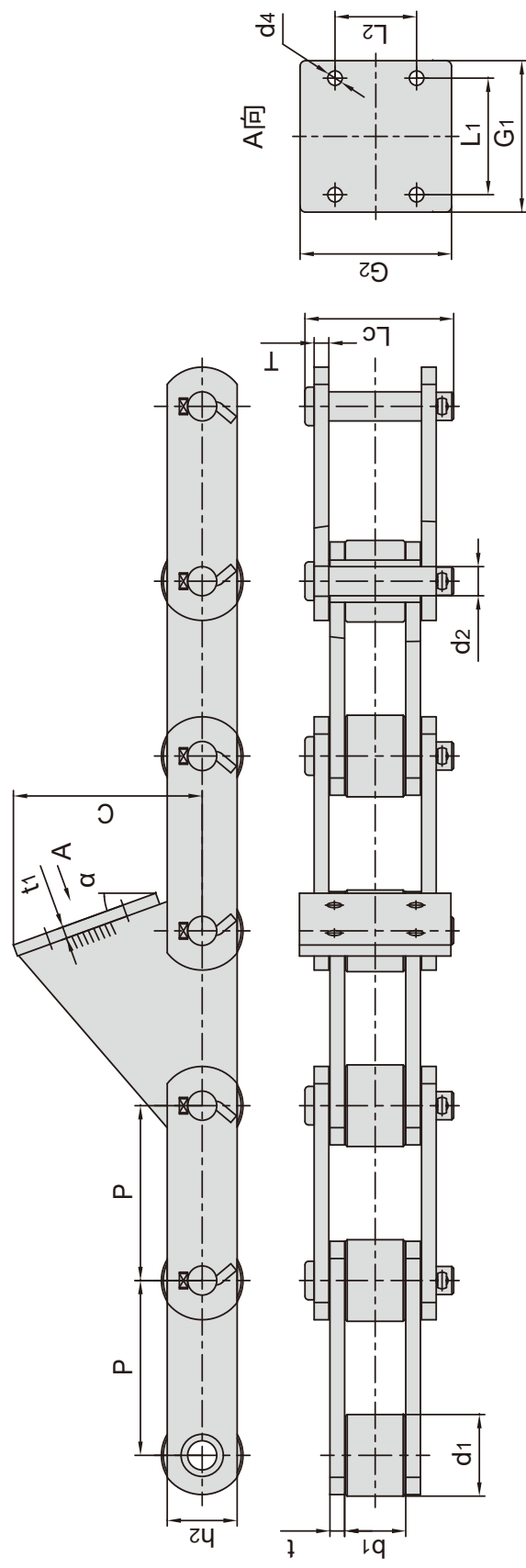


| 东华链号 Donghua Chain No. | 节距 Pitch P mm | 滚子直径 Roller diameter | | 内节内宽 Width between inner plates b1 min mm | 销轴直径 Pin diameter d2 max mm | 链板高度 Plate depth h2 mm | 销轴长度 Pin length L max mm | 链板厚度 Plate thickness T max mm | 附板尺寸 Attachment dimension | | 抗拉强度 Tensile strength Q min kN/lbf |
|------------------------------|------------------------|----------------------------|-----------------|---|--|------------------------------------|---|--|---------------------------------|---------|---|
| | | d1 max mm | d5 max mm | | | | | | h4 mm | M mm | |
| P1000 | 1000.0 | 110.0 | 170.0 | 384.0 | 80.0 | 180.0 | 678.0 | 30.0 | 832.0 | 680.0 | 1800/404923 |



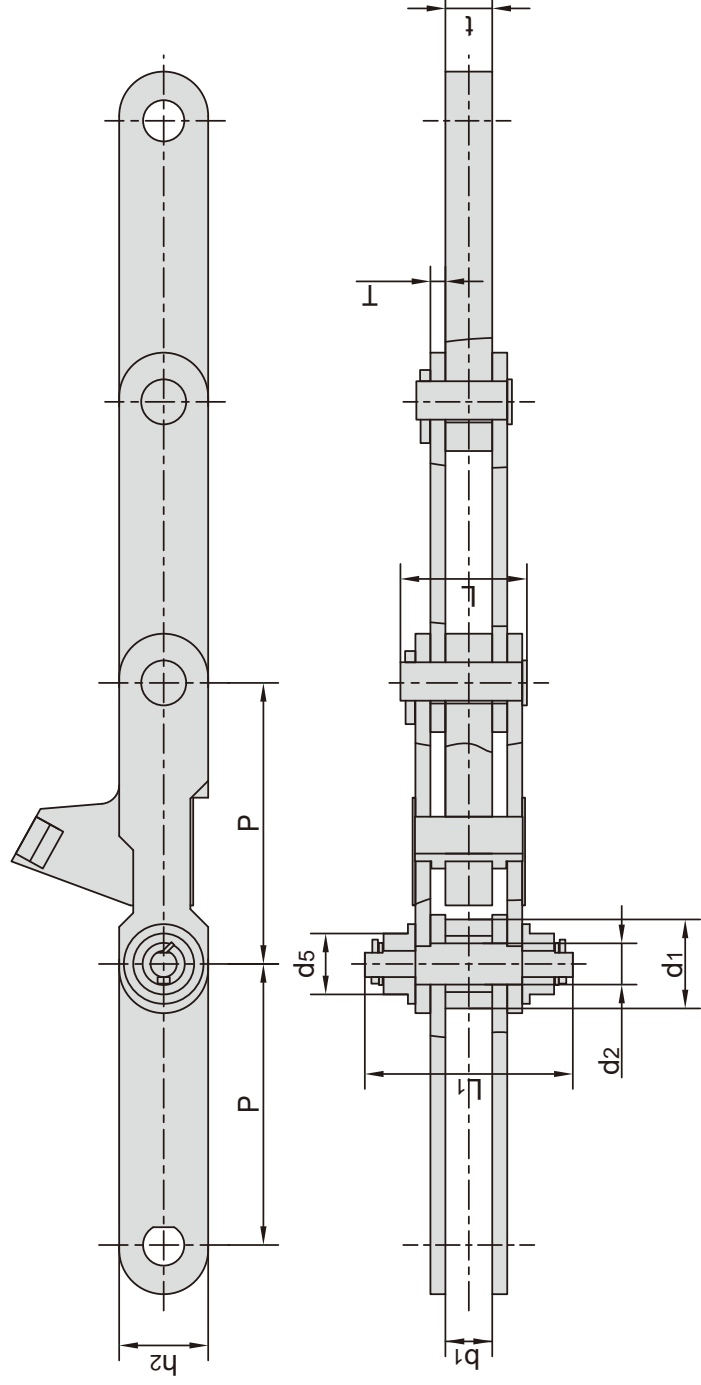
| 东华链号 Donghua Chain No. | 节距 Pitch P mm | 滚子直径 Roller diameter | | 内节内宽 Width between inner plates b1 min mm | 销轴长度 Pin length Lc max mm | 链板厚度 Plate thickness t mm | 链板高度 Inner Plate depth h2 max mm | 附板尺寸 Attachment dimension | | 抗拉强度 Tensile strength Q min kN/lbf | 每米重量 Weight per meter q kg/m | |
|------------------------------|------------------------|----------------------------|-----------------|---|--|---------------------------------------|--|---------------------------------|---------|---|---|-------|
| | | d1 max mm | d2 max mm | | | | | h4 mm | G mm | | | |
| P250F168 | 250.0 | 107.0 | 62.0 | 78.0 | 330.0 | 16.0 | 150.0 | 840.4 | 213.0 | 280.0 | 1000/224800 | 270.5 |

钢厂用输送链 Conveyor chains for steel mill



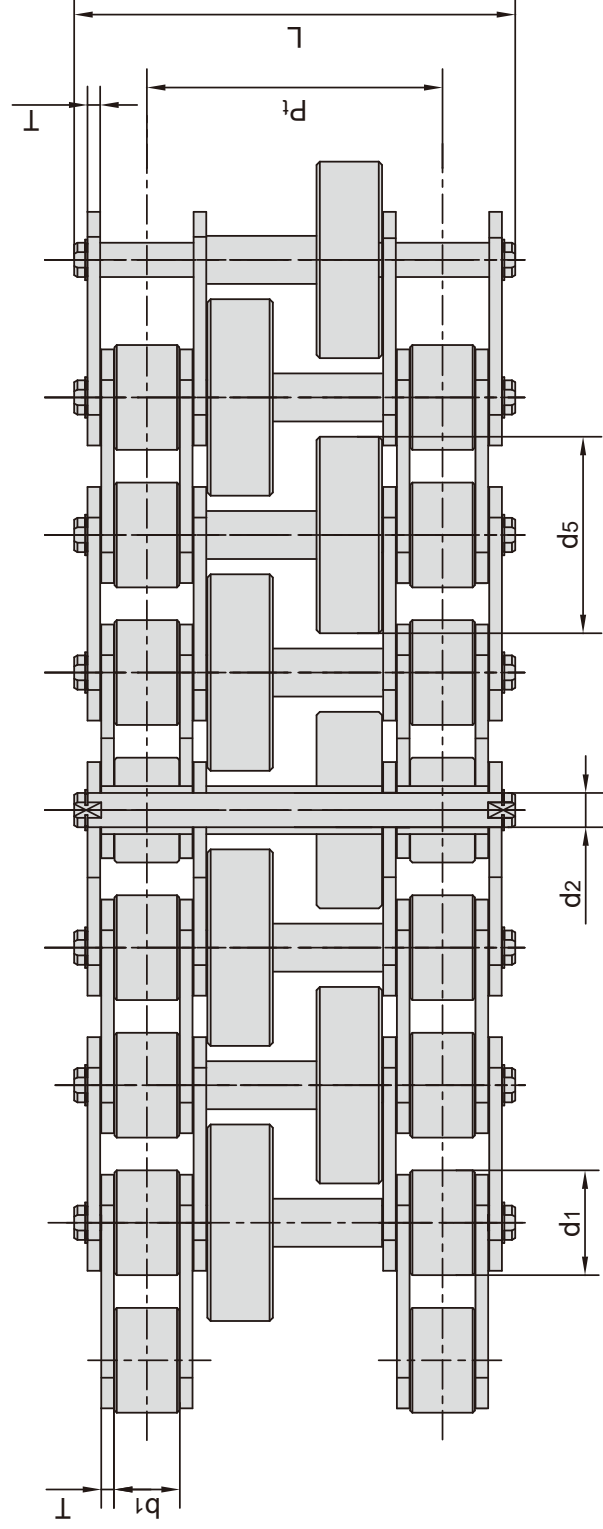
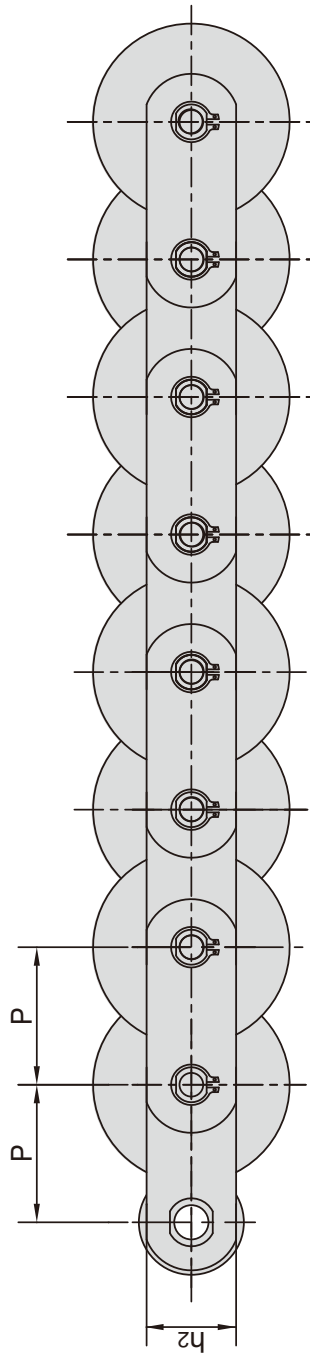
| 东华链号 Donghua Chain No. | 节距 Pitch | 滚子直径 Roller diameter | 内节内宽 Width between inner plates | 销轴直径 Pin diameter | 销轴长度 Pin length | 链板高度 Inner Plate depth | 链板厚度 Plate thickness | 抗拉强度 Tensile strength | 每米重量 Weight per meter |
|------------------------------|-------------|----------------------------|--|-------------------------|-----------------------|---------------------------------|----------------------------|-----------------------------|--------------------------------|
| | P mm | d1 max mm | b1 min mm | d2 max mm | Lc max mm | h2 max mm | t/T mm | Q min kN/lbf | q kg/m |
| P95.25F1 | 95.25 | 44.45 | 33.30 | 15.88 | 81.00 | 38.10 | 8.00 | 180.0/40464 | 13.63 |

| 东华链号 Donghua Chain No. | P | C | d4 | t1 | L1 | G1 | L2 | G2 | α |
|------------------------------|-------|--------|------|------|-------|-------|-------|-------|-----|
| P95.25F1 | mm | mm | mm | mm | mm | mm | mm | mm | mm |
| P95.25F1 | 95.25 | 102.85 | 7.90 | 6.40 | 63.50 | 82.50 | 44.45 | 82.50 | 20° |



| 东华链号 Donghua Chain No. | 节距 Pitch | 滚子直径 Roller diameter | 内节内宽 Width between inner plates | 销轴直径 Pin diameter | 销轴长度 Pin length | 链板厚度 Plate thickness | 抗拉强度 Tensile strength |
|------------------------------|-------------|----------------------------|--|-------------------------|-----------------------|----------------------------|-----------------------------|
| | P mm | d1 max mm | b1 min mm | d2 max mm | L max mm | t/T max mm | Q min kN/lbf |
| P300F5 | 300.0 | 95.0 | 50.0 | 44.0 | 135.0 | 50.0/16.0 | 500.0/112478.0 |

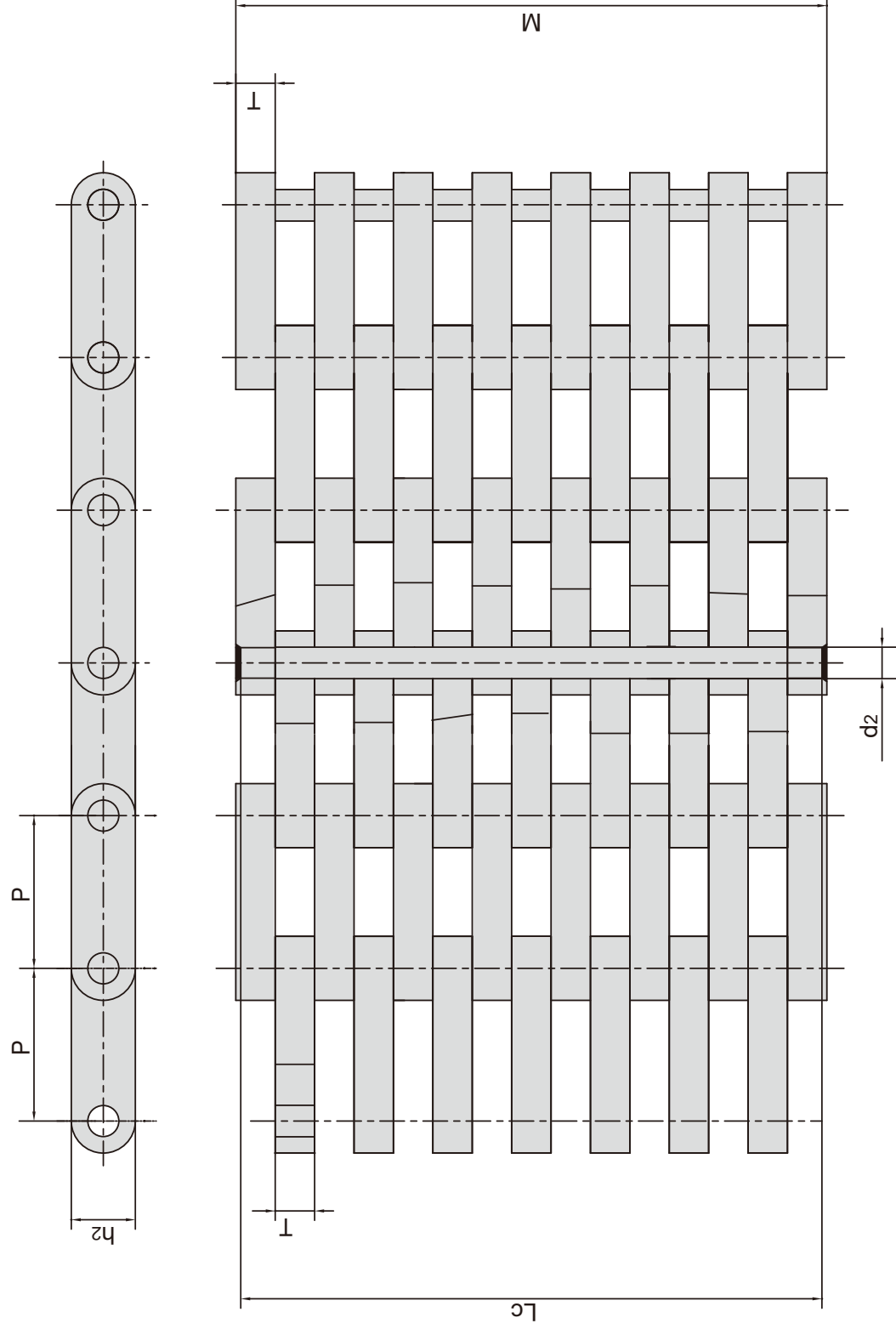
钢厂用输送链 Conveyor chains for steel mill



| 东华链号 Donghua Chain No. | 节距 Pitch | | 滚子直径 Roller diameter | | 内节内宽 Width between inner plates | 销轴直径 Pin diameter | 销轴长度 Pin length | 链板厚度 Plate thickness | 链板高度 Plate depth | 排距 Transverse pitch | 抗拉强度 Tensile strength | 每米重量 Weight per meter |
|------------------------------|-------------|----|----------------------------|-----------------|--|-------------------------|-----------------------|----------------------------|------------------------|---------------------------|-----------------------------|--------------------------------|
| | P | mm | d1 max mm | d5 max mm | b1 min mm | d2 max mm | L max mm | T max mm | h2 max mm | Pt | Q min kN/lbf | q kg/m |
| P45F8 | 45.0 | | 36.0 | 69.0 | 18.0 | 12.0 | 128.0 | 4 | 30.0 | 108.0 | 160/35968 | 25.70 |
| P63F4 | 63.0 | | 48.0 | 90.0 | 30.0 | 15.88 | 202.0 | 6 | 41.0 | 135.0 | 200/44991 | 36.57 |
| P100F316-2 | 100.0 | | 60.0 | 140.0 | 39.0 | 22.0 | 256.0 | 8 | 50.0 | 160.0 | 450/101160 | 84.10 |



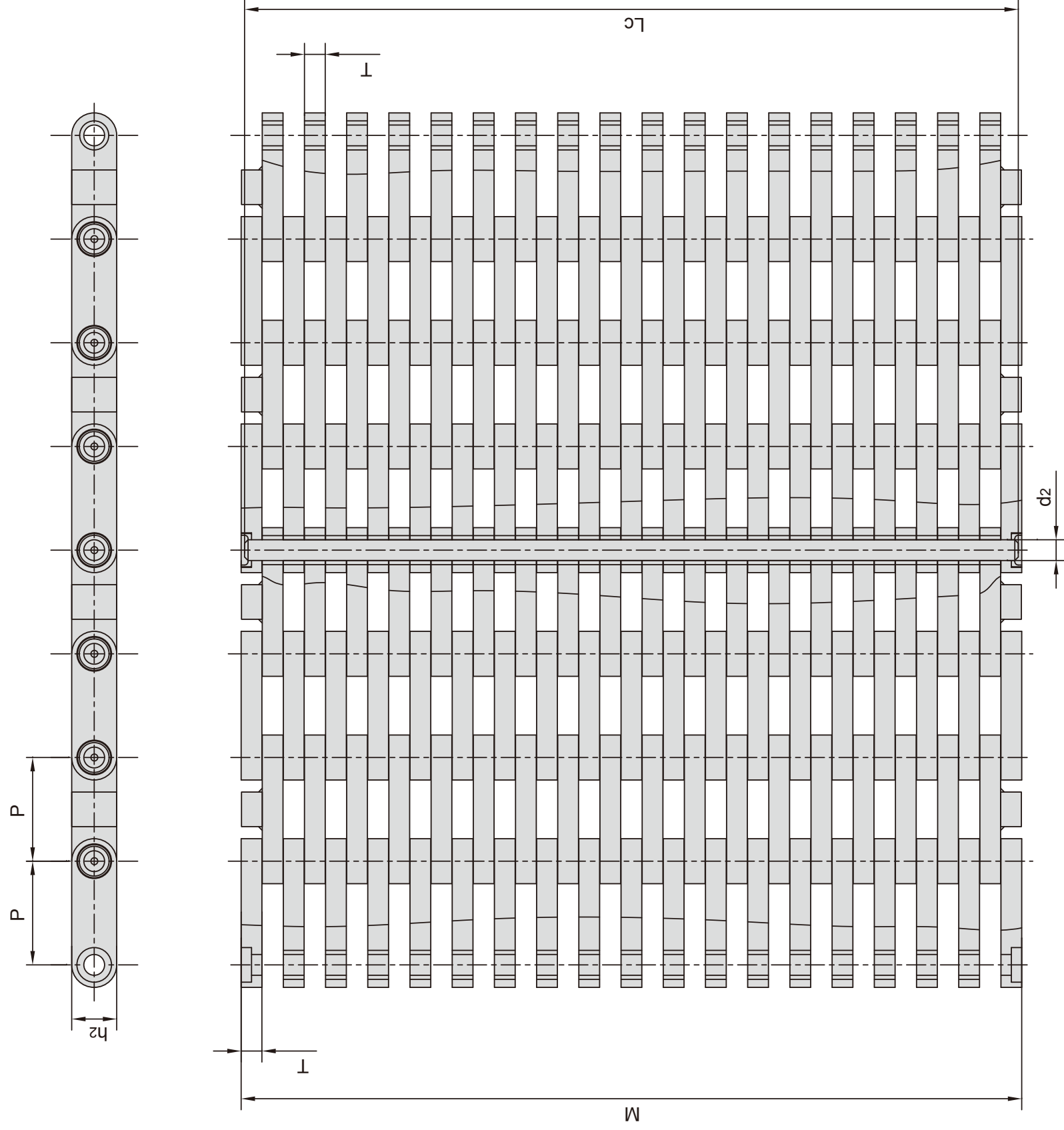
钢厂用输送链 Conveyor chains for steel mill



| 东华链号 Donghua Chain No. | 节距 Pitch P mm | 链板组合 Plate lacing 6x5 7x8 | 销轴直径 Pin diameter d2 max mm | 销轴长度 Pin length Lc max mm | 链板厚度 Plate thickness T max mm | 链板尺寸 Plate dimension | | 抗拉强度 Tensile strength Q min kN/lbf | 平均抗拉强度 Average tensile strength Q ₀ kN/lbf | 每米长重 Weight per meter q kg/m |
|------------------------------|------------------------|---------------------------------------|--|--|--|----------------------------|---------|---|--|---|
| | | | | | | h2 mm | M mm | | | |
| LF152F1 | 152.0 | 6x5 | 26.92 | 279.4 | 25.4 | 50.8 | 283.2 | 2000/449600 | 2200/494560 | 70.0 |
| LF155 | 155.0 | 7x8 | 31.5 | 595.0 | 40.0 | 65.0 | 605.0 | 3200/719864 | 3520/791851 | 202.2 |

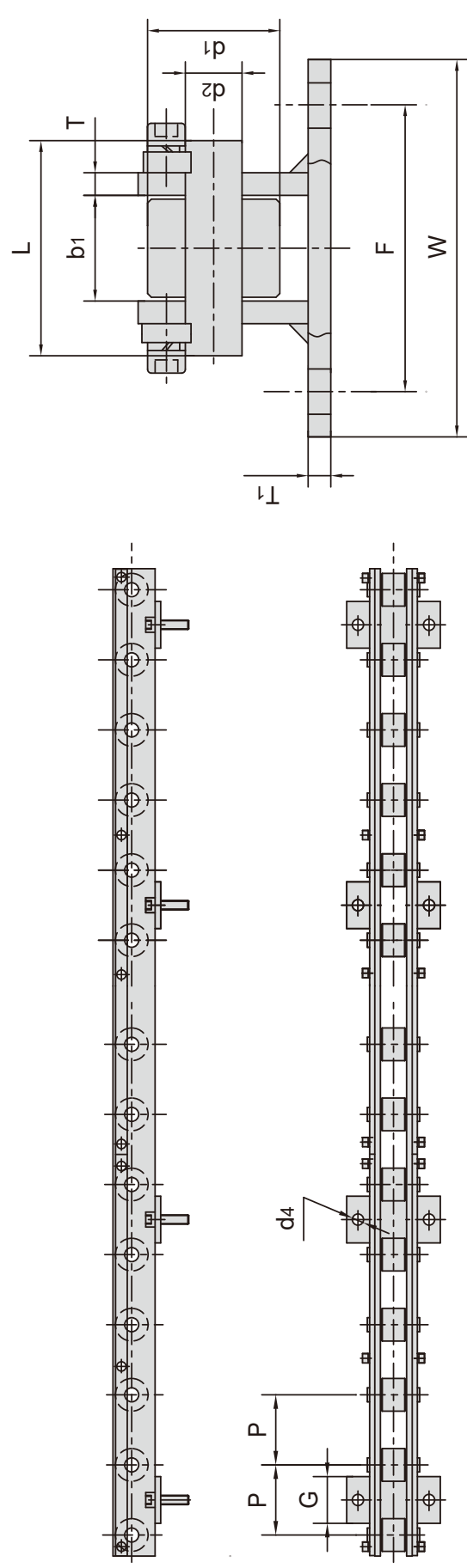


钢厂用输送链 Conveyor chains for steel mill

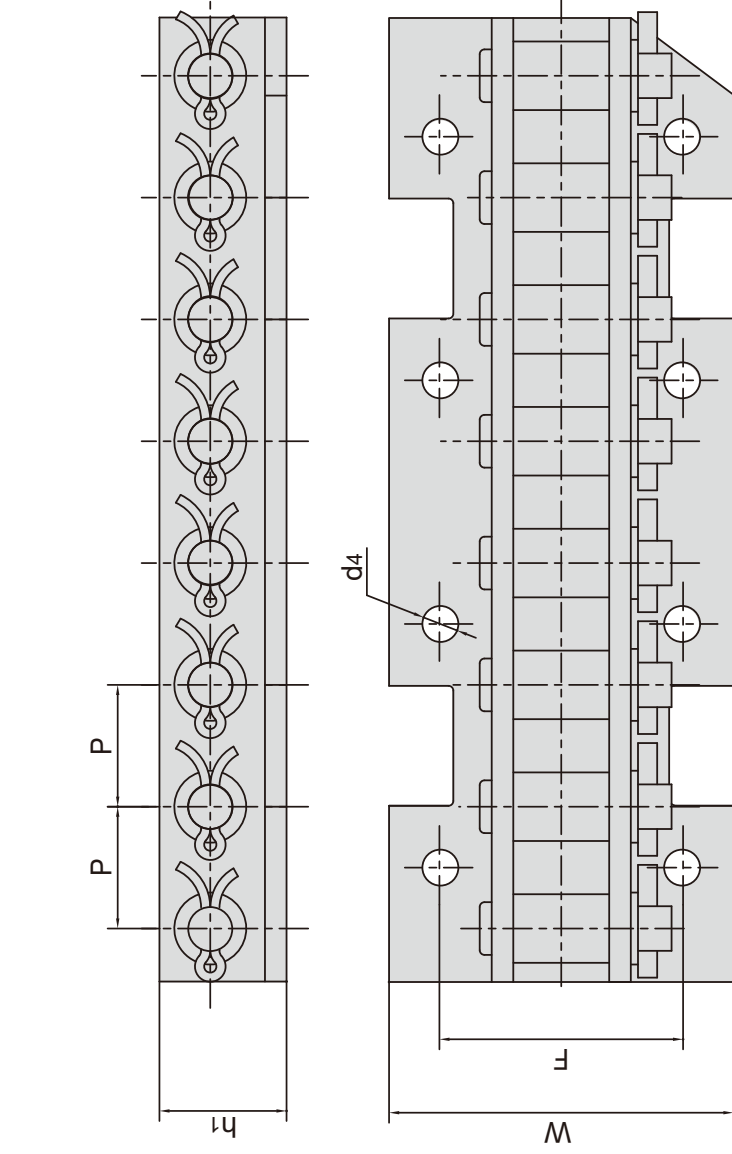


| 东华链号 Donghua Chain No. | 节距 Pitch | 链板组合 Plate lacing | 销轴直径 Pin diameter | 销轴长度 Pin length | 链板厚度 Plate thickness | 链板尺寸 Plate dimension | 抗拉强度 Tensile strength | 平均抗拉强度 Average tensile strength | 每米重量 Weight per meter |
|------------------------------|-------------|-------------------------|-------------------------|-----------------------|----------------------------|----------------------------|-----------------------------|--|--------------------------------|
| | P mm | | d2 max mm | Lc max mm | T max mm | h2 mm M mm | Q min kN/lbf | Q0 kN | q kg/m |
| LF150F1 | 150.0 | 18 x 19 | 30.0 | 1117.0 | 30.0 | 65.0 1119.0 | 5200/1169000 | 5700.0 | 365.0 |

钢厂用输送链 Conveyor chains for steel mill

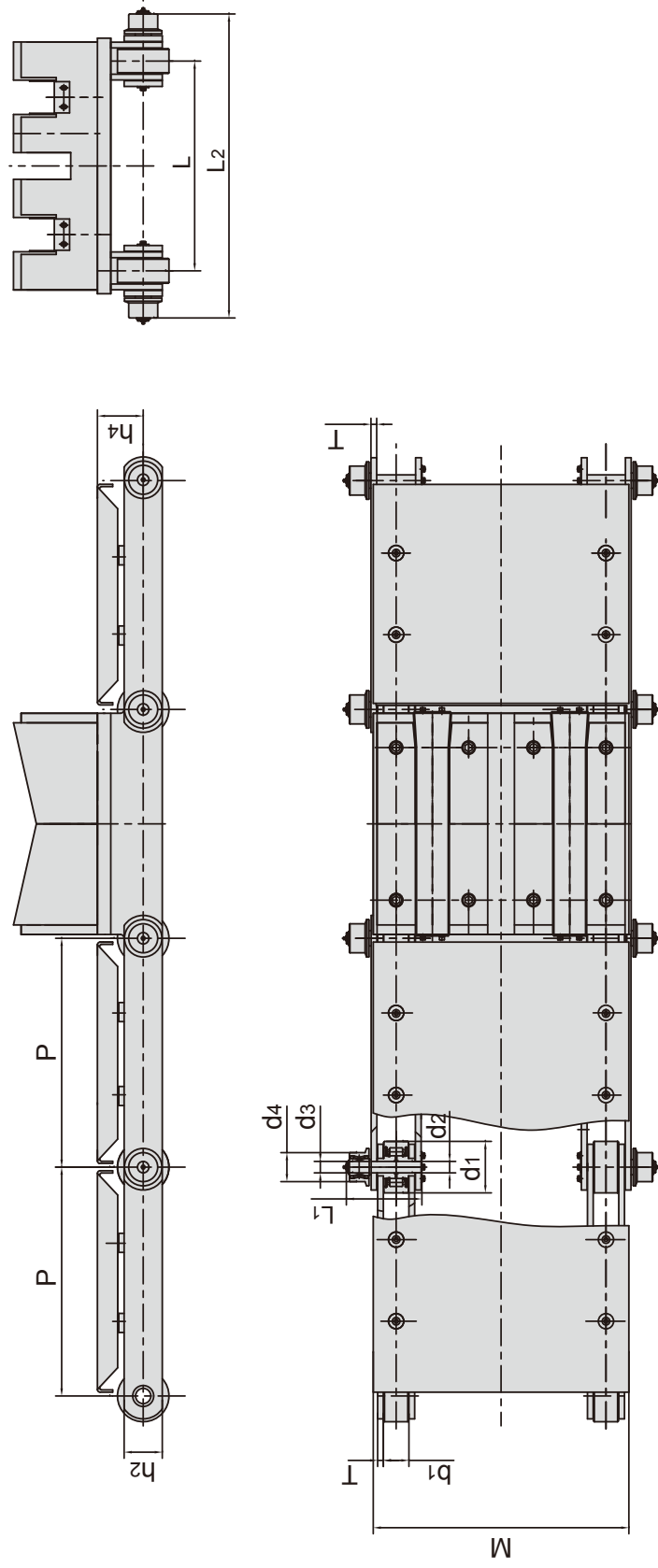


| 东华链号 Donghua Chain No. | 节距 Pitch | 滚子直径 Roller diameter | 内节内宽 Width between inner plates | 销轴直径 Pin diameter | 销轴长度 Pin length | 链板厚度 Plate thickness | 附板尺寸 Attachment dimension | | | | 每米重量 Weight per meter | |
|------------------------------|-------------|-----------------------------|--|-----------------------------|-----------------------|----------------------------|---------------------------------|-------|------|----------------|--------------------------------|------|
| | | | | | | | T ₁ | W | F | d ₄ | | G |
| P75F9 | 75.0 | d ₁ max mm | b ₁ mm | d ₂ max mm | L max mm | T max mm | 6.0 | 100.0 | 76.0 | 12.0 | 50.0 | 22.3 |

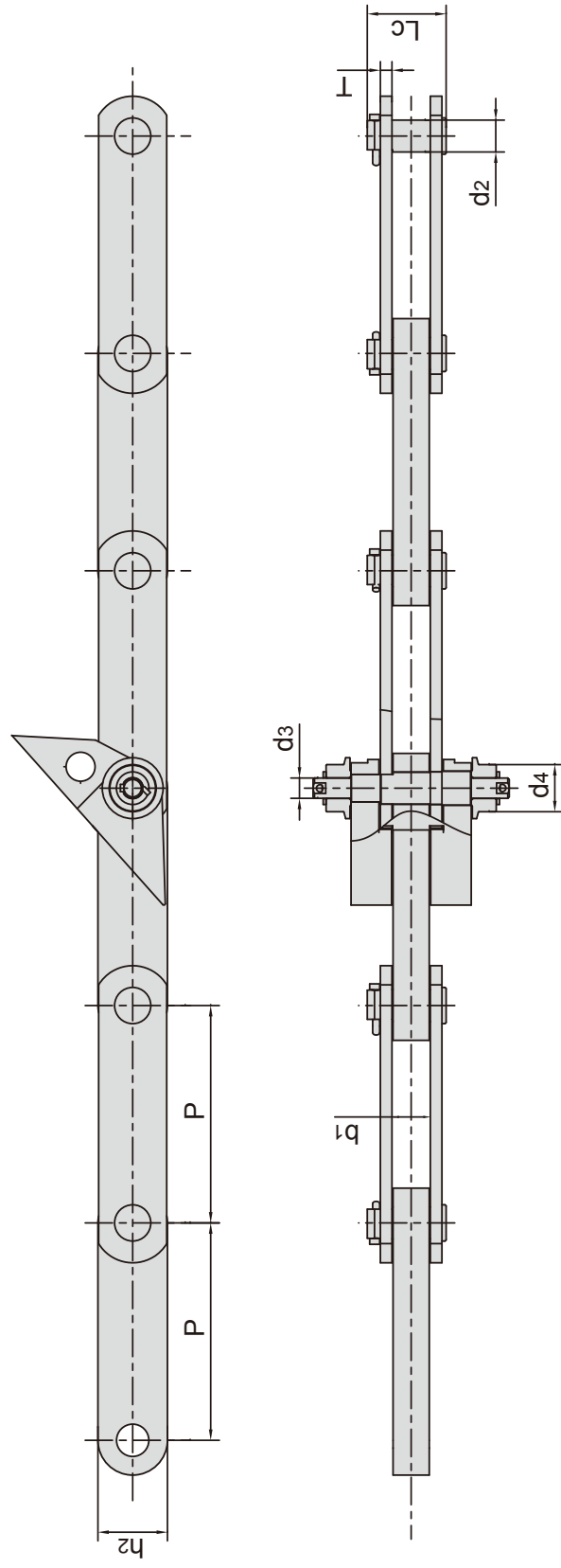


| 东华链号 Donghua Chain No. | 节距 Pitch | 滚子直径 Roller diameter | 内节内宽 Width between inner plates | 销轴直径 Pin diameter | 销轴长度 Pin length | 链板厚度 Plate thickness | 附板尺寸 Attachment dimension | | | | 每米重量 Weight per meter | |
|------------------------------|-------------|-----------------------------|--|-----------------------------|-----------------------------|----------------------------|---------------------------------|-------|----------------|----------------|--------------------------------|----------|
| | | | | | | | F | W | d ₄ | h ₁ | | Q min |
| P50.8F10 | 50.8 | d ₁ max mm | b ₁ mm | d ₂ max mm | L _c max mm | T max mm | 101.6 | 143.6 | 15.0 | 53.0 | 193/43416 | 11.2 |

钢厂用输送链 Conveyor chains for steel mill

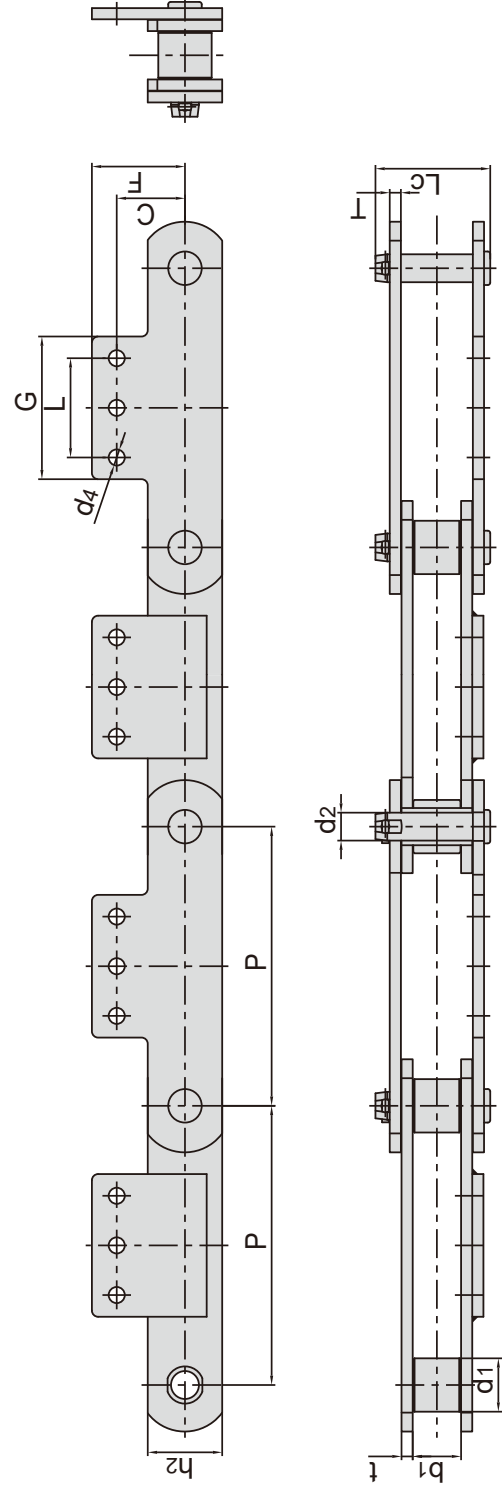


| 东华链号 Donghua Chain No. | 节距 Pitch | 滚子直径 Roller diameter | | 内节内宽 Width between inner plates | | 销轴直径 Pin diameter | | 销轴长度 Pin length | | 链板尺寸 Plate dimension | | 附件尺寸 Attachment dimension | | 抗拉强度 Tensile strength |
|------------------------------|-------------|----------------------------|------------|--|-----------------|-------------------------|-----------------|-----------------------|----------------|----------------------------|-------------|---------------------------------|-------------|-----------------------------|
| | | d1 max mm | d4 mm | b1 min mm | d2 max mm | d3 max mm | Lc max mm | h2 mm | T max mm | L mm | L2 mm | M mm | h4 mm | |
| P600F3 | 600.0 mm | 135.0 mm | 76.0 mm | 68.0 mm | 30.0 mm | 30.0 mm | 200.3 mm | 100.0 mm | 15.0 mm | 550.0 mm | 794.0 mm | 670.0 mm | 120.0 mm | 1000.0/224809.0 kN/lbf |

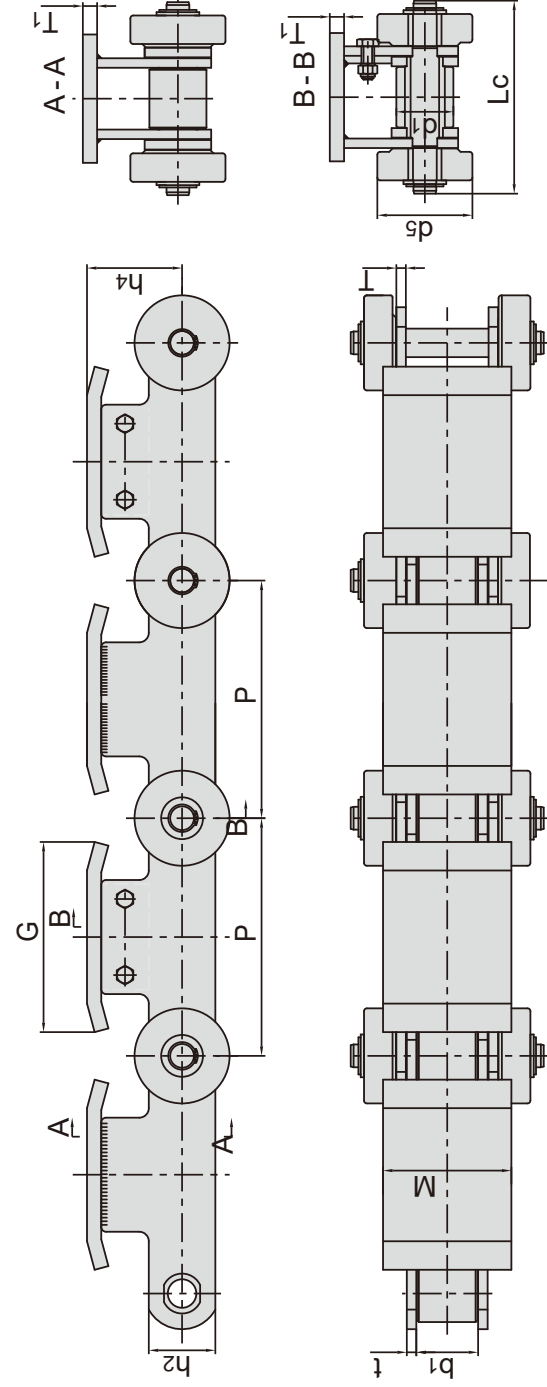


| 东华链号 Donghua Chain No. | 节距 Pitch | 滚子直径 Roller diameter | | 外节内宽 Width between outer plates | | 销轴直径 Pin diameter | | 销轴长度 Pin length | | 链板尺寸 Plate dimension | | 抗拉强度 Tensile strength |
|------------------------------|-------------|----------------------------|-----------------|--|-----------------|-------------------------|-----------------|-----------------------|----------------|----------------------------|--|-----------------------------|
| | | d4 max mm | d3 max mm | b1 mm | d2 max mm | d3 max mm | Lc max mm | h2 mm | T max mm | Q min kN/lbf | | |
| P300F7 | 300.0 mm | 65.0 mm | 28.0 mm | 53.0 mm | 44.0 mm | 28.0 mm | 108.9 mm | 96.0 mm | 16.0 mm | 500.0/112404.0 kN/lbf | | |

钢厂用输送链 Conveyor chains for steel mill

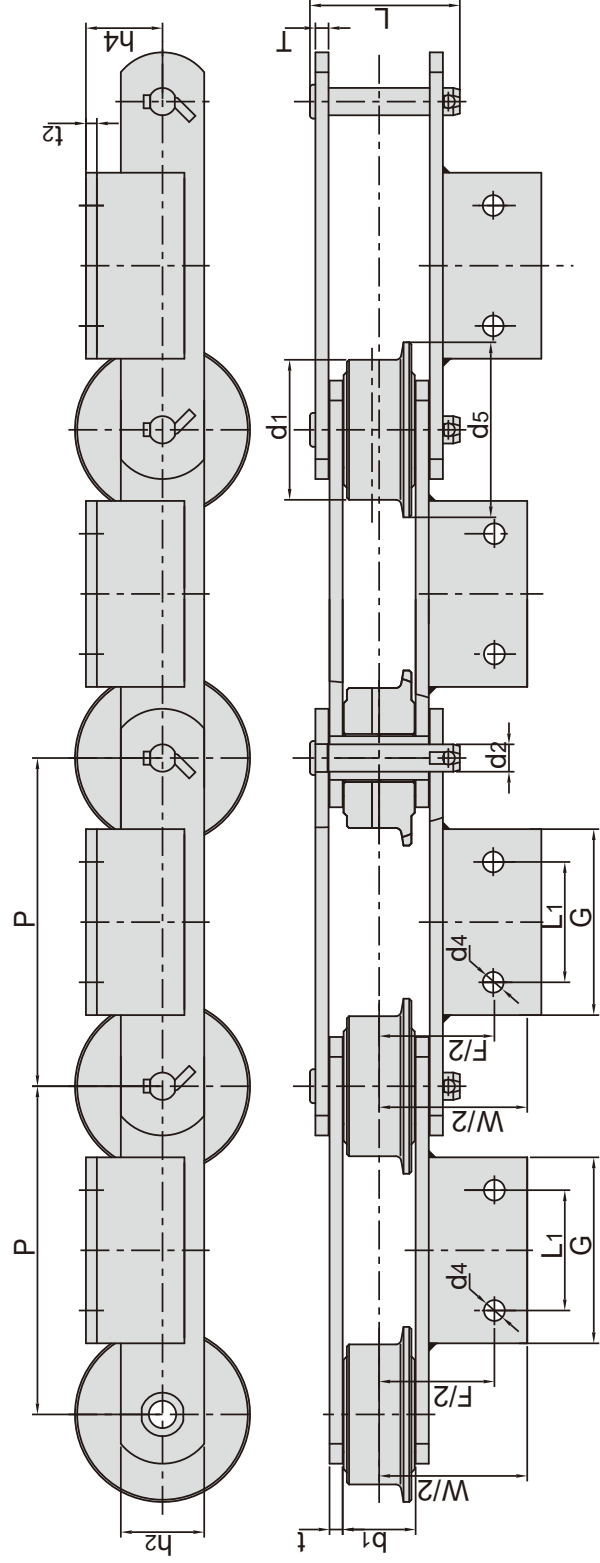


| 东华链号 Donghua Chain No. | 节距 Pitch P mm | 滚子直径 Roller diameter d1 max mm | 内节内宽 Width between inner plates b1 min mm | 销轴直径 Pin diameter d2 max mm | 销轴长度 Pin length Lc max mm | 链板厚度 Plate thickness t/T mm | 链板高度 Inner Plate depth h2 max mm | 附板尺寸 Attachment dimension | | | | 每米重量 Weight per meter q kg/m | |
|------------------------------|------------------------|---|---|--|--|---|--|---------------------------------|-------|-------|-------|---|------|
| | | | | | | | | C | F | L | G | | d4 |
| P450F9SA3 | 450.0 | 85.0 | 78.0 | 45.0 | 185.0 | 18.0 | 120.0 | 133.0 | 150.0 | 160.0 | 230.0 | 26.0 | 61.7 |

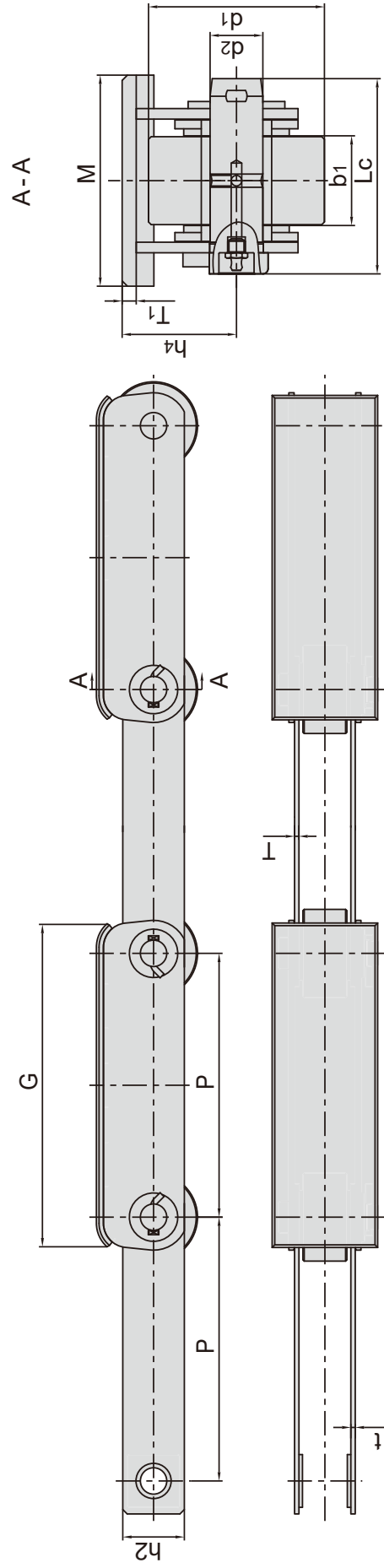


| 东华链号 Donghua Chain No. | 节距 Pitch P mm | 滚子直径 Roller diameter | | 内节内宽 Width between inner plates b1 min mm | 销轴直径 Pin diameter d2 max mm | 销轴长度 Pin length Lc max mm | 链板厚度 Plate thickness t/T mm | 链板高度 Inner Plate depth h2 max mm | 附板尺寸 Attachment dimension | | | | 抗拉强度 Tensile strength Q min kN/lbf |
|------------------------------|------------------------|----------------------------|-----------------|---|--|--|---|--|---------------------------------|-------|-------|------|---|
| | | d1 max mm | d5 max mm | | | | | | h4 | G | M | T1 | |
| P250F132 | 250.0 | 60.0 | 100.0 | 65.0 | 30.0 | 203.0 | 10.0 | 70.0 | 100.0 | 200.0 | 135.0 | 15.0 | 412.0/92618.0 |

钢厂用输送链
Conveyor chains for steel mill



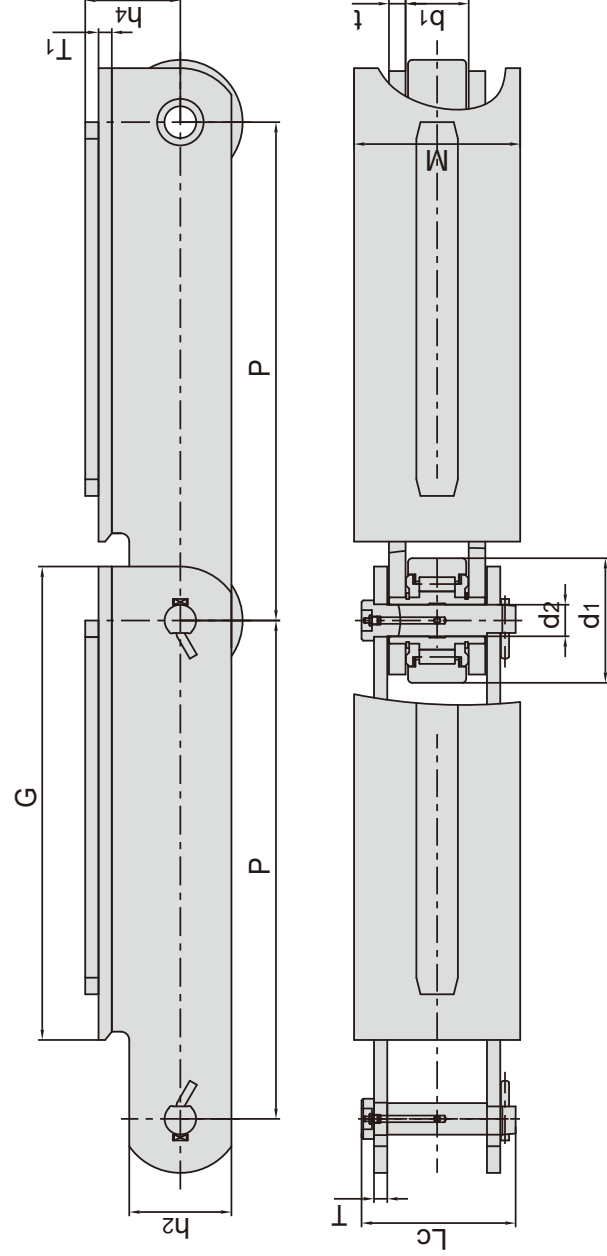
| 东华链号 Donghua Chain No. | 节距 Pitch P mm | 滚子直径 Roller diameter d1 max mm | | 内节内宽 Width between inner plates b1 min mm | | 销轴直径 Pin diameter d2 max mm | | 销轴长度 Pin length Lc max mm | | 链板厚度 Plate thickness t/T mm | | 链板高度 Inner Plate depth h2 max mm | | 附板尺寸 Attachment dimension | | | | | 抗拉强度 Tensile strength Q min kN/lbf | | 每米重量 Weight per meter q kg/m | |
|------------------------------|------------------------|---|-----------|---|-----------|--------------------------------------|--------|------------------------------------|------|--------------------------------------|-------|--|-------|---------------------------------|-------|--------------|--------|--|---|--|--|--|
| | | d5 max mm | d1 max mm | b1 min mm | d2 max mm | Lc max mm | t/T mm | h2 max mm | W mm | F mm | L1 mm | G mm | d4 mm | h4 mm | t2 mm | Q min kN/lbf | q kg/m | | | | | |
| P300F38A2-F | 300 | 128 | 160 | 67 | 25 | 138 | 13 | 78 | 300 | 211 | 110 | 170 | 19 | 70 | 10 | 485/109028 | 49.6 | | | | | |



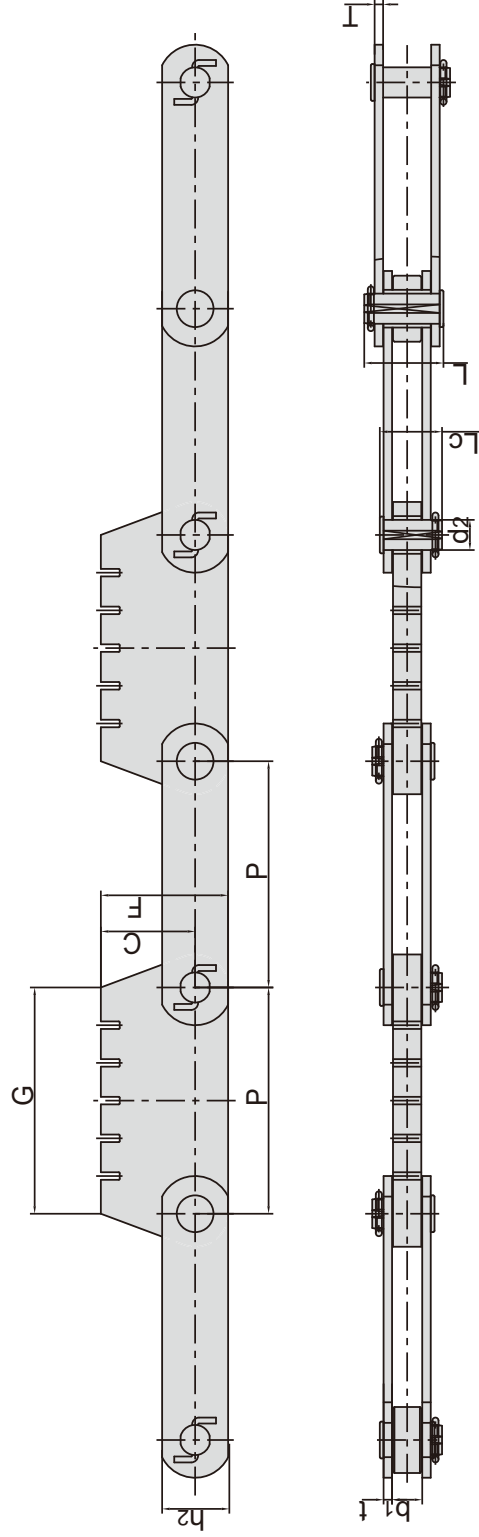
| 东华链号 Donghua Chain No. | 节距 Pitch P mm | 滚子直径 Roller diameter d1 max mm | | 内节内宽 Width between inner plates b1 min mm | | 销轴直径 Pin diameter d2 max mm | | 销轴长度 Pin length Lc max mm | | 链板厚度 Plate thickness t/T mm | | 链板高度 Inner Plate depth h2 max mm | | 附板尺寸 Attachment dimension | | | | | 抗拉强度 Tensile strength Q min kN/lbf | | 每米重量 Weight per meter q kg/m | |
|------------------------------|------------------------|---|-----------|---|-----------|--------------------------------------|--------|------------------------------------|-------|--------------------------------------|------|--|-------|---------------------------------|--------|--|--|--|---|--|--|--|
| | | d1 max mm | d1 max mm | b1 min mm | d2 max mm | Lc max mm | t/T mm | h2 max mm | h4 mm | M mm | G mm | d4 mm | T1 mm | Q min kN/lbf | q kg/m | | | | | | | |
| P300F48 | 300 | 100 | 100 | 51 | 30 | 111 | 5 | 70 | 369 | 120 | 8 | 230/51704 | 25 | | | | | | | | | |

钢厂用输送链

Conveyor chains for steel mill

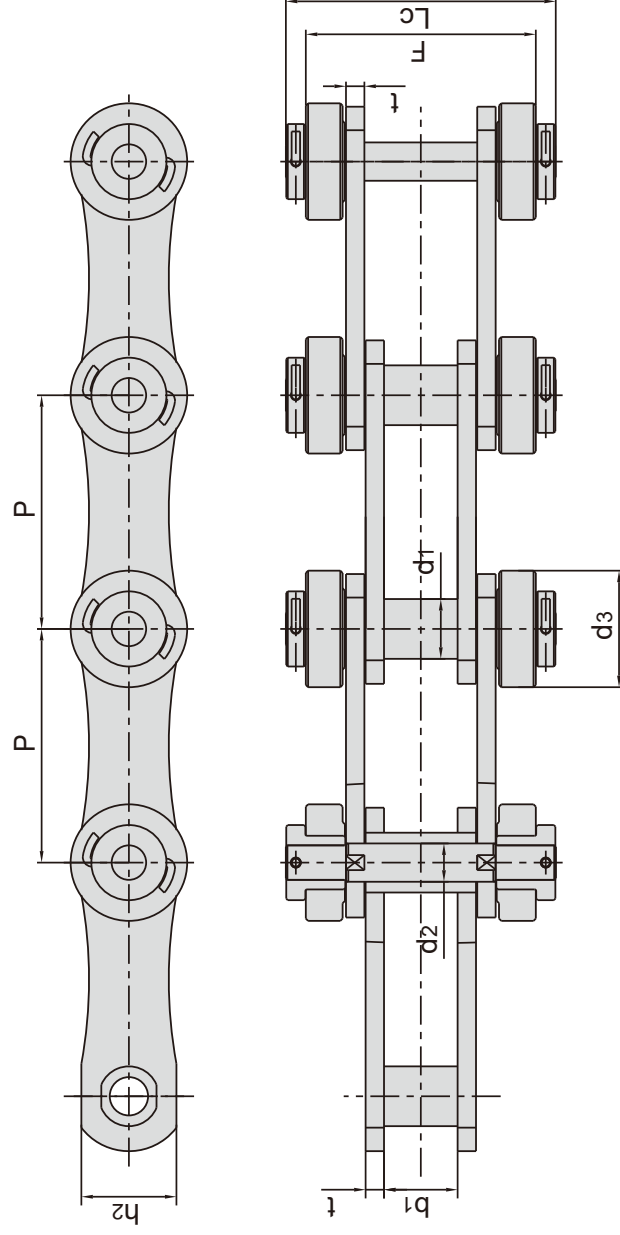


| 东华链号 Donghua Chain No. | 节距 Pitch | 滚子直径 Roller diameter | 内节内宽 Width between inner plates | 销轴直径 Pin diameter | 销轴长度 Pin length | 链板厚度 Plate thickness | 链板高度 Inner Plate depth | 附板尺寸 Attachment dimension | | | 抗拉强度 Tensile strength | 每米重量 Weight per meter | |
|------------------------------|-------------|----------------------------|--|-------------------------|-----------------------|----------------------------|---------------------------------|---------------------------------|---------|---------|-----------------------------|--------------------------------|-----------|
| | P mm | d1 max mm | b1 min mm | d2 max mm | Lc max mm | t / T mm | h2 max mm | h4 mm | G mm | M mm | T1 mm | Q min kN/lbf | q kg/m |
| P600F9 | 600.0 | 150.0 | 76.0 | 38.0 | 185.5 | 20/16 | 123.0 | 114.5 | 570.0 | 200.0 | 16.0 | 1300/292240 | 90.4 |

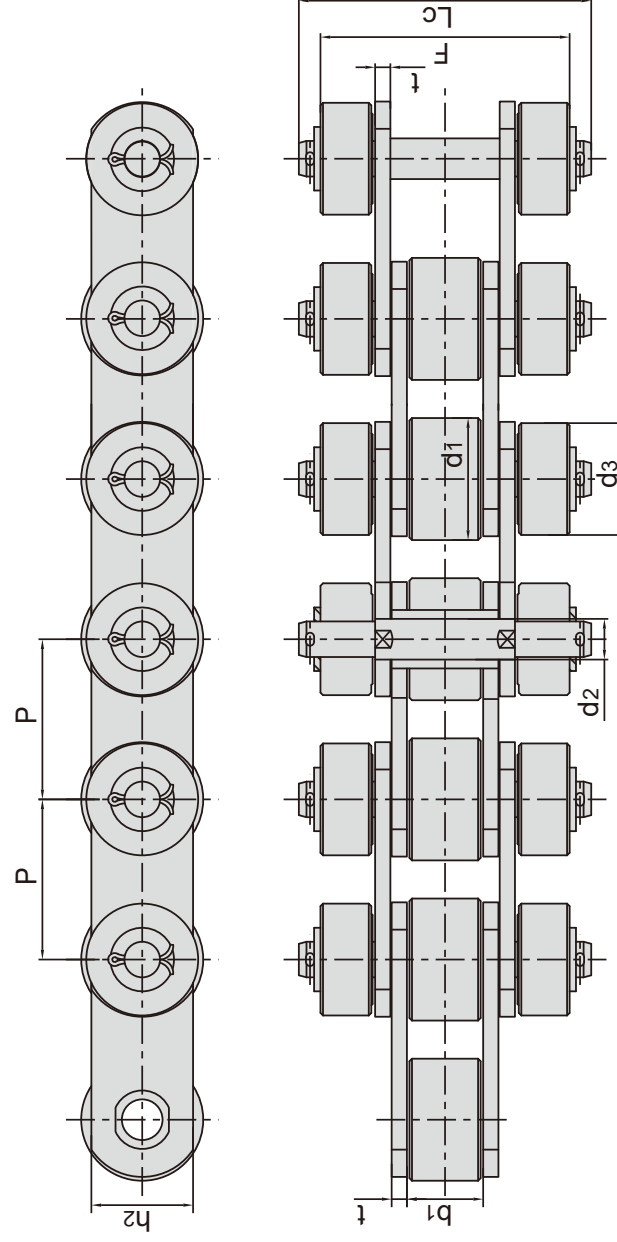


| 东华链号 Donghua Chain No. | 节距 Pitch | 内节内宽 Width between inner plates | 销轴直径 Pin diameter | 销轴长度 Pin length | 链板厚度 Plate thickness | 链板高度 Inner Plate depth | 附板尺寸 Attachment dimension | | | 抗拉强度 Tensile strength |
|------------------------------|-------------|--|-------------------------|-----------------------------------|----------------------------|---------------------------------|---------------------------------|---------|---------|-----------------------------|
| | P mm | b1 min mm | d2 max mm | L max mm Lc max mm | t / T mm | h2 max mm | C mm | F mm | G mm | Q min kN/lbf |
| P240F5 | 240.0 | 32.0 | 32.0 | 66.0 84.0 | 9.0 | 70.0 | 100.0 | 135.0 | 240.0 | 450/101160 |

钢厂用输送链 Conveyor chains for steel mill



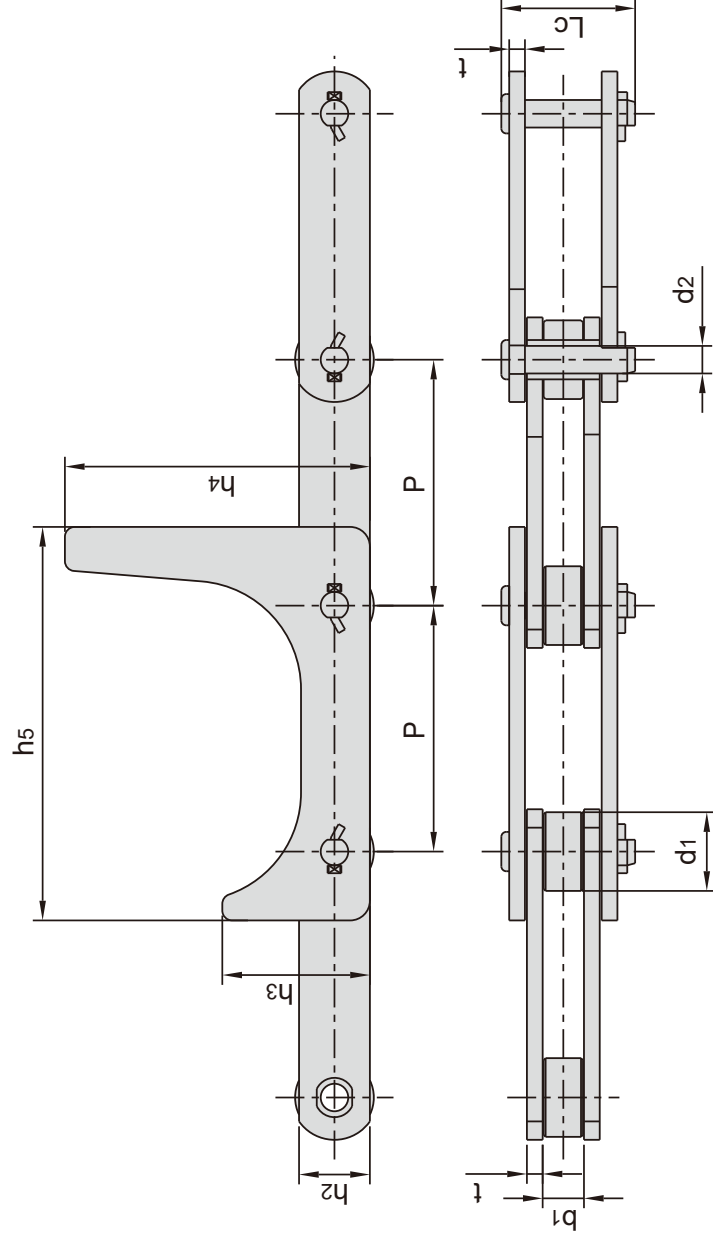
| 东华链号 Donghua Chain No. | 节距 Pitch | 套筒直径 Bush diameter | 内节内宽 Width between inner plates | 销轴直径 Pin diameter | 销轴长度 Pin length | 链板厚度 Plate thickness | 链板高度 Inner Plate depth | 附件尺寸 Attachment dimension | | 抗拉强度 Tensile strength | 每米重量 Weight per meter |
|------------------------------|-------------|--------------------------|--|-------------------------|-----------------------|----------------------------|---------------------------------|---------------------------------|---------|-----------------------------|--------------------------------|
| | P mm | d1 max mm | b1 min mm | d2 max mm | Lc max mm | t mm | h2 max mm | d3 mm | F mm | Q min kN/lbf | q kg/m |
| P152F207SR2 | 152.4 | 39.0 | 48.0 | 25.0 | 176.0 | 12.0 | 62.0 | 133.0 | 150.0 | 1500.0/337200 | 23.7 |



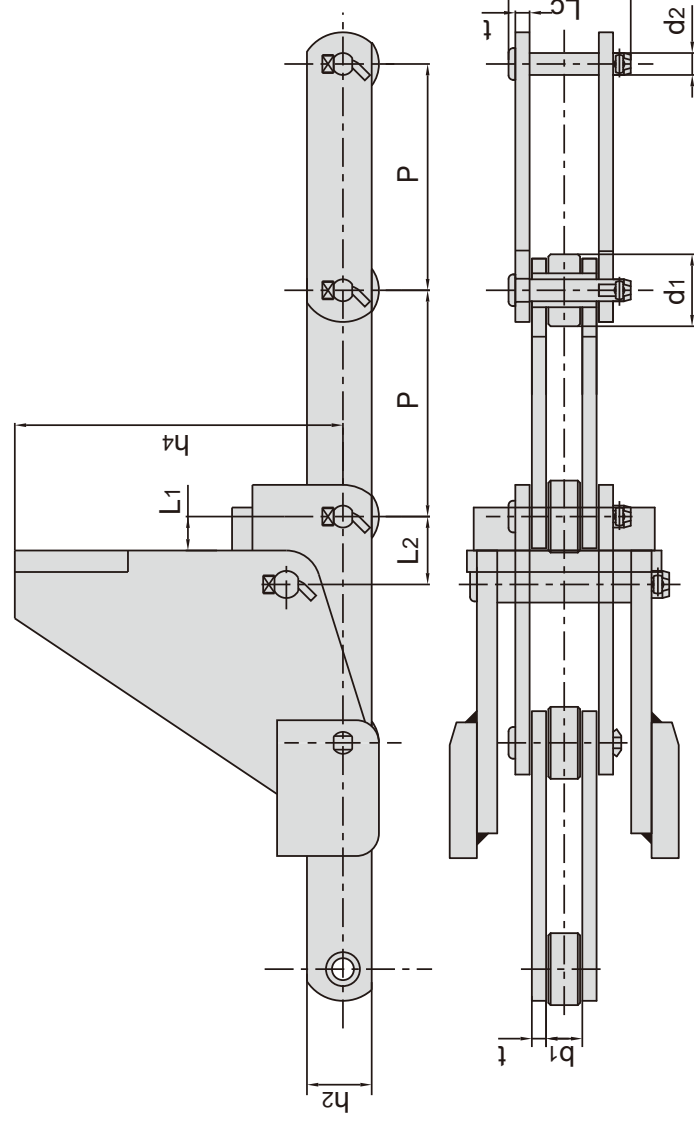
| 东华链号 Donghua Chain No. | 节距 Pitch | 滚子直径 Roller diameter | 内节内宽 Width between inner plates | 销轴直径 Pin diameter | 销轴长度 Pin length | 链板厚度 Plate thickness | 链板高度 Inner Plate depth | 附板尺寸 Attachment dimension | | 抗拉强度 Tensile strength | 每米重量 Weight per meter |
|------------------------------|-------------|----------------------------|--|-------------------------|-----------------------|----------------------------|---------------------------------|---------------------------------|---------|-----------------------------|--------------------------------|
| | P mm | d1 max mm | b1 min mm | d2 max mm | Lc max mm | t mm | h2 max mm | d3 mm | F mm | Q min kN/lbf | q kg/m |
| P63F47 | 63.0 | 48.0 | 30.0 | 14.0 | 115.0 | 6.0/6.0 | 40.0 | 44.0 | 98.0 | 160.0/35968 | 20.5 |
| P101.6F151SR2 | 101.6 | 63.5 | 48.0 | 18.0 | 150.0 | 8.0/8.0 | 40.0 | 50.0 | 134.0 | 235.0/52828 | 25.0 |

钢厂用输送链

Conveyor chains for steel mill



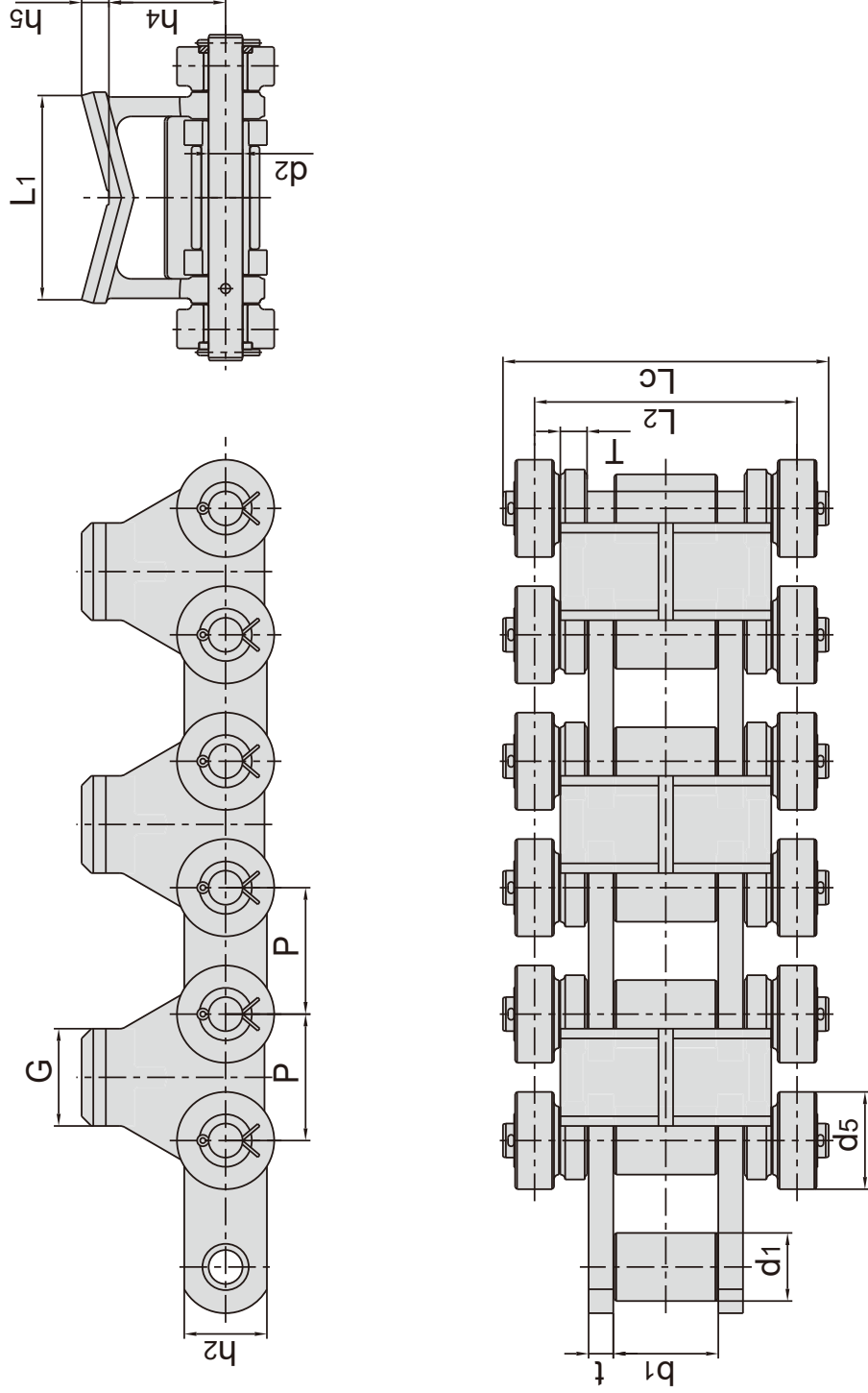
| 东华链号 Donghua Chain No. | 节距 Pitch | 滚子直径 Roller diameter | 内节内宽 Width between inner plates | 销轴直径 Pin diameter | 销轴长度 Pin length | 链板厚度 Plate thickness | 链板高度 Inner Plate depth | 附板尺寸 Attachment dimension | | | 抗拉强度 Tensile strength | 每米重量 Weight per meter |
|------------------------------|-------------|----------------------------|--|-------------------------|-----------------------|----------------------------|---------------------------------|---------------------------------|----------------|----------------|-----------------------------|--------------------------------|
| | P | d ₁ max | b ₁ min | d ₂ max | L _c max | t | h ₂ max | h ₃ | h ₅ | h ₆ | Q min | q |
| P125F51 | 125.00 | 40.00 | 21.00 | 14.00 | 77.00 | 10.00 | 36.00 | 75.00 | 155.00 | 200.00 | 160.00/35968 | 11.70 |
| P125F56 | 125.00 | 40.00 | 21.00 | 14.00 | 68.00 | 8.00 | 36.00 | 75.00 | 155.00 | 200.00 | 160.00/35968 | 9.26 |



| 东华链号 Donghua Chain No. | 节距 Pitch | 滚子直径 Roller diameter | 内节内宽 Width between inner plates | 销轴直径 Pin diameter | 销轴长度 Pin length | 链板厚度 Plate thickness | 链板高度 Inner Plate depth | 附板尺寸 Attachment dimension | | | 抗拉强度 Tensile strength | 平均抗拉强度 Average tensile strength | 每米重量 Weight per meter |
|------------------------------|-------------|----------------------------|--|-------------------------|-----------------------|----------------------------|---------------------------------|---------------------------------|----------------|----------------|-----------------------------|--|--------------------------------|
| | P | d ₁ max | b ₁ min | d ₂ max | L _c max | t | h ₂ max | h ₄ | L ₁ | L ₂ | Q min | Q ₀ | q |
| P100F254 | 100.0 | 31.8 | 16.0 | 9.7 | 54.0 | 6.3 | 28.6 | 145.0 | 15.0 | 30.0 | 160.0/35968 | 108.0 | 84.1 |
| P100F341 | 100.0 | 31.8 | 16.0 | 9.7 | 54.0 | 6.3 | 28.6 | 145.0 | 70.0 | 30.0 | 160.0/35968 | 108.0 | 25.7 |

钢厂用输送链

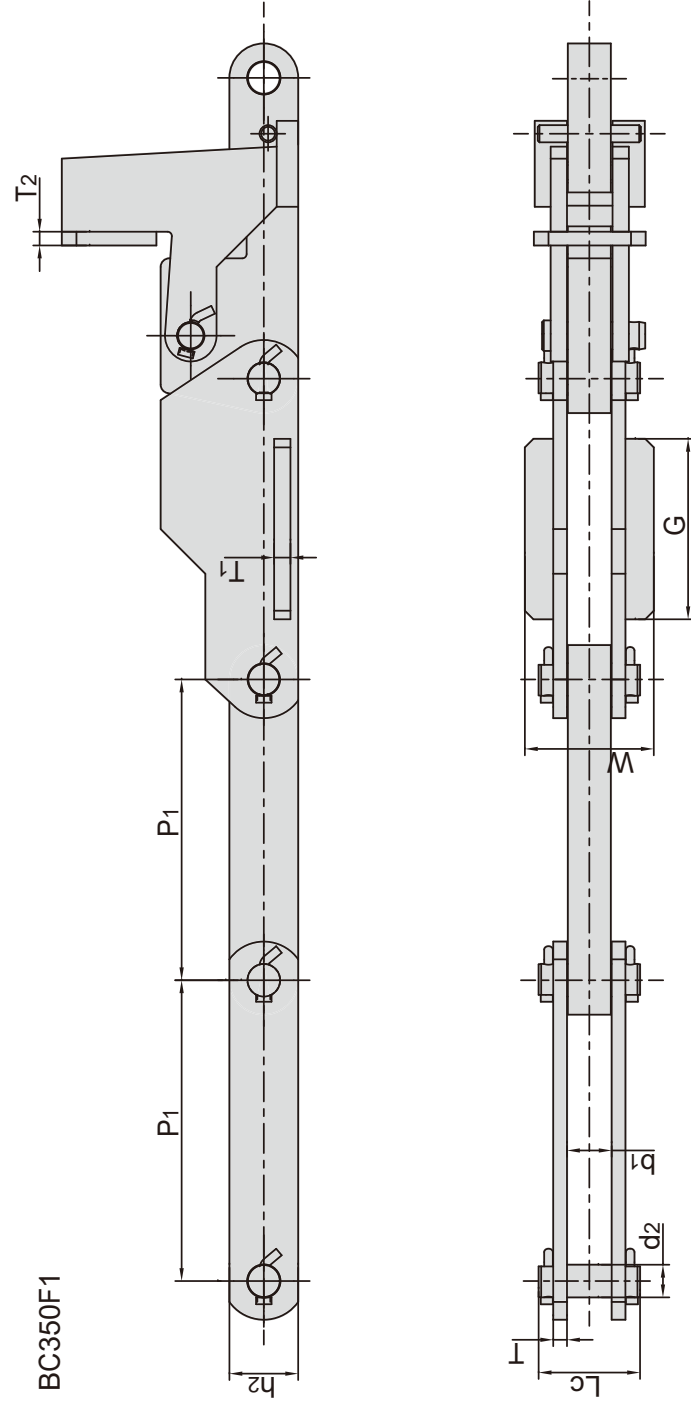
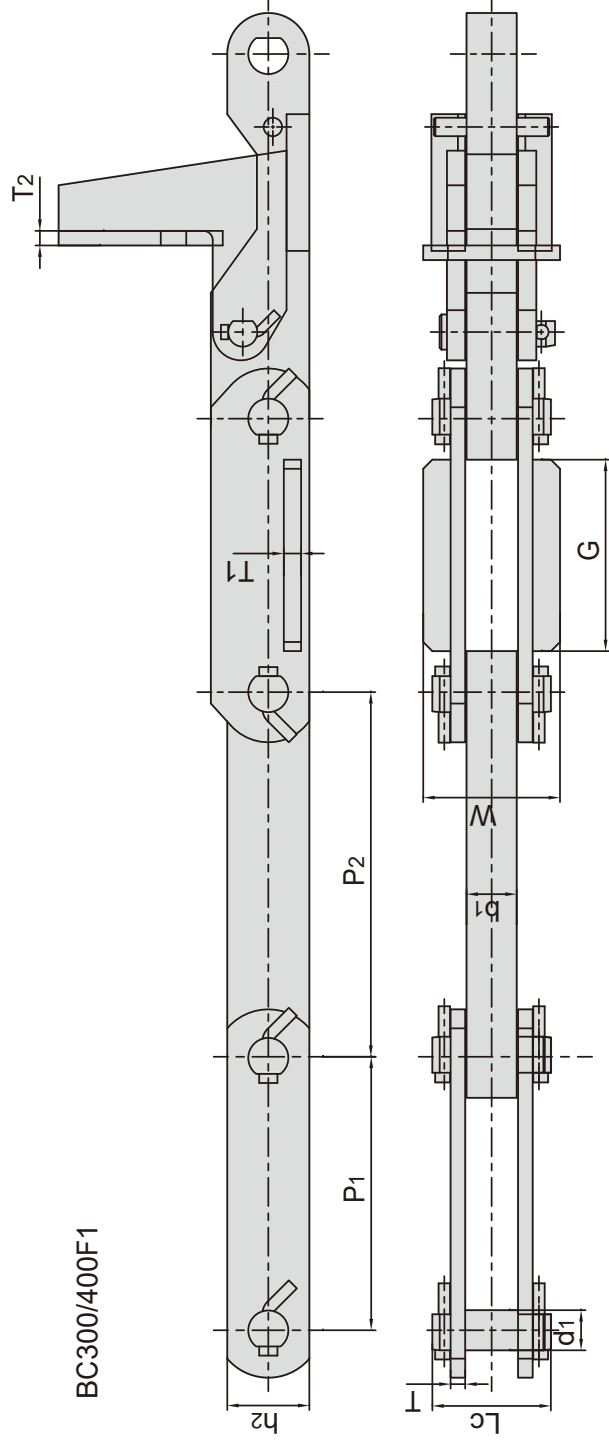
Conveyor chains for steel mill



| 节距 Pitch | 滚子直径 Roller diameter | 内节内宽 Width between inner plates | 销轴直径 Pin diameter | 销轴长度 Pin length | 链板厚度 Plate thickness | 链板高度 Inner Plate depth | 抗拉强度 Tensile strength | 平均抗拉强度 Average tensile strength | 每米重量 Weight per meter |
|-------------|----------------------------|--|-------------------------|-----------------------|----------------------------|---------------------------------|-----------------------------|--|--------------------------------|
| P | d1 max mm | b1 min mm | d2 max mm | Lc max mm | t/T mm | h2 max mm | Q min kN/lbf | Q0 kN | q kg/m |
| P130F6 | 70 | 108 | 35 | 335 | 25.4/27.5 | 85 | 800/179840 | 880 | 149.7 |

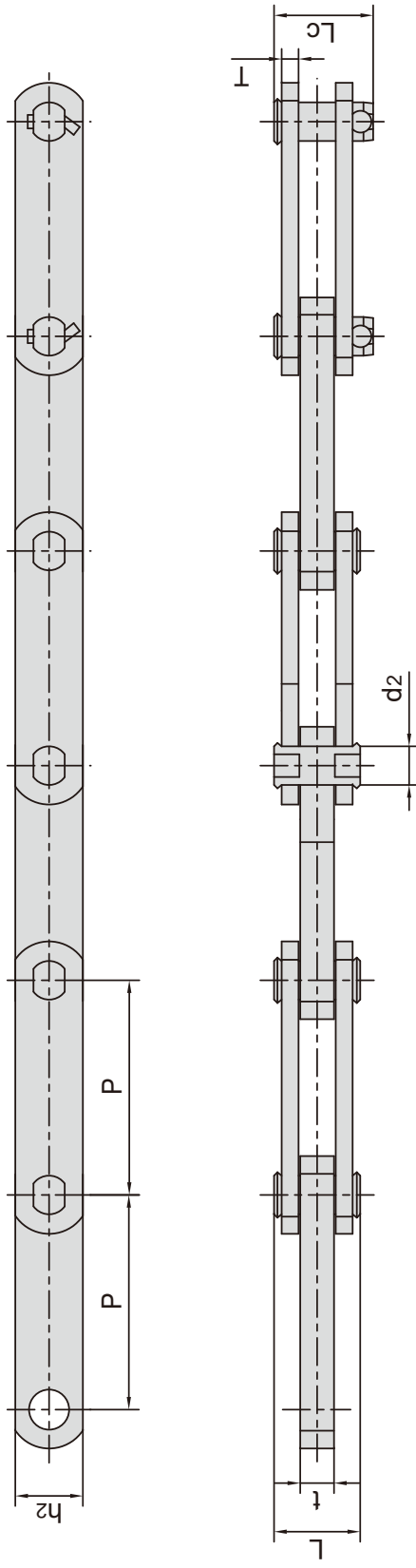
| 附件尺寸 Attachment dimension | | | | |
|---------------------------------|------|-----|-----|-----|
| h4 | h5 | L1 | L2 | d5 |
| mm | mm | mm | mm | mm |
| P130F6 | 28.5 | 210 | 270 | 100 |

钢厂用输送链 Conveyor chains for steel mill



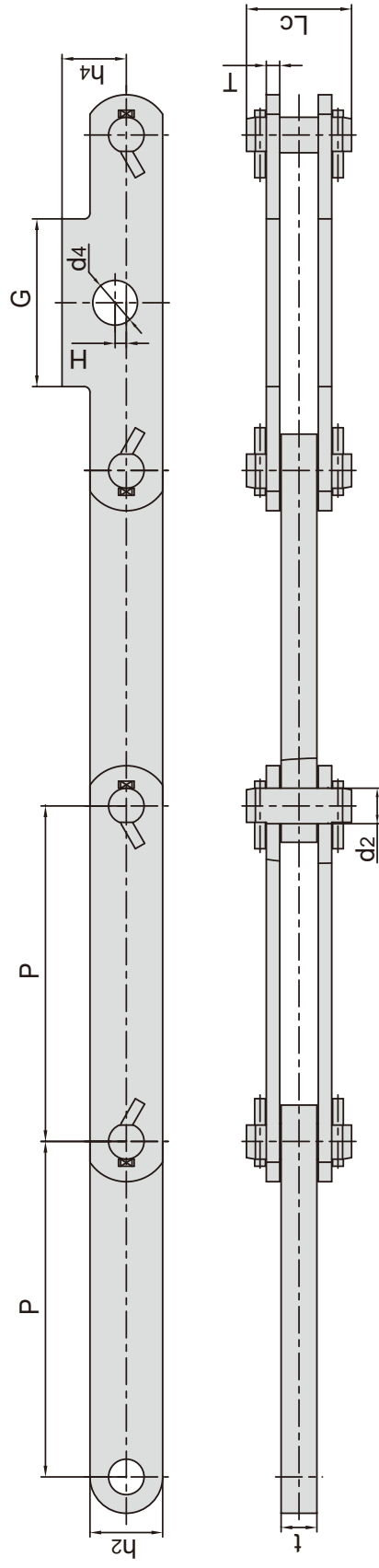
| 东华链号 Donghua Chain No. | 节距 Pitch | | 外节内宽 Width between outer plates | 销轴直径 Pin diameter | 销轴长度 Pin length | 链板尺寸 Plate dimension | | 附件尺寸 Attachment dimension | | | 抗拉强度 Tensile strength |
|------------------------------|-------------|-------------|--|--------------------------|---------------------------|----------------------------|-----------|---------------------------------|-----------|-------------|-----------------------------|
| | P_1 mm | P_2 mm | | | | h_2 mm | T mm | G mm | W mm | T_1 mm | |
| BC300/400F1 | 300 | 400 | 58 | d_2 max mm 42 | L_c max mm 130 | 90 | 16 | 150 | 19 | 16 | 1270/285500 |
| BC350F1 | 350 | - | 53 | 38 | 118 | 80 | 16 | 150 | 19 | 16 | 1080/242793 |

块式链
Block chains

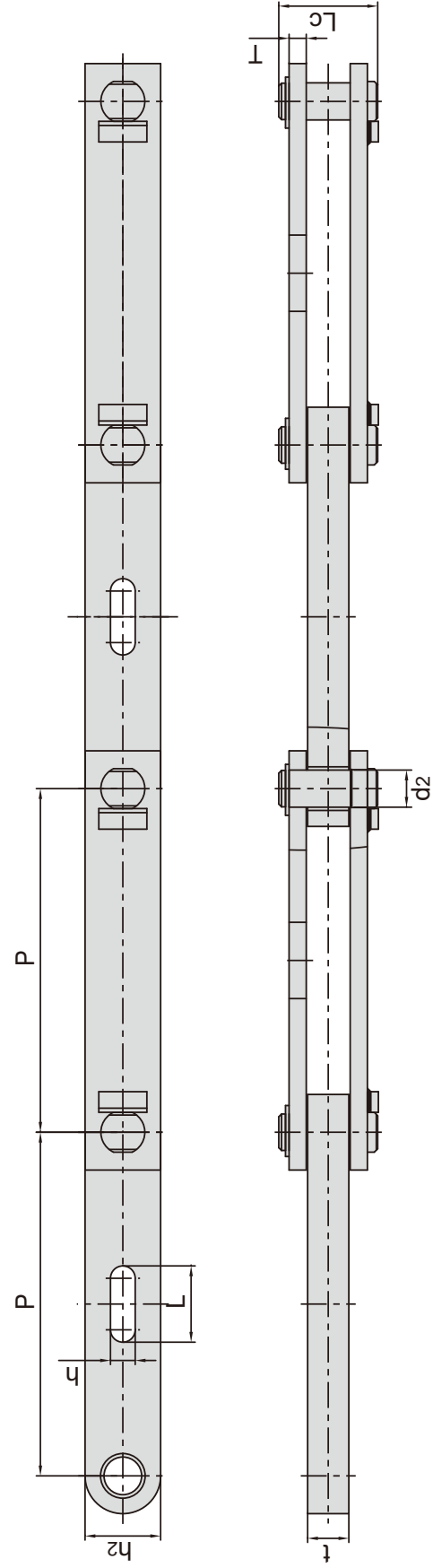


| 东华链号 Donghua Chain No. | 节距 Pitch | | 销轴直径 Pin diameter | | 销轴长度 Pin length | | 链板高度 Plate depth | 链板厚度 Plate thickness | 抗拉强度 Tensile strength | 平均抗拉强度 Average tensile strength | 每米重量 Weight per meter |
|------------------------------|-------------|----|-------------------------|----|-----------------------|-----------|------------------------|----------------------------|-----------------------------|--|--------------------------------|
| | P | mm | d2 max | mm | L max | Lc max | h2 max | t/T max | Q min | Q0 | q |
| BC41.3 | 41.3 | | 7.94 | | 29.4 | - | 15.9 | 15.9/6.4 | 45.0/10116 | 50.0 | 2.30 |
| P100F113 | 100.0 | | 12.00 | | 30.5 | 36.0 | 30.0 | 12.0/6.0 | 100.0/22480 | 110.0 | 3.59 |
| P127F4 | 127.0 | | 22.86 | | 51.5 | - | 40.0 | 20.0/10.0 | 170.0/38217 | 187.0 | 11.60 |
| BC127F1 | 127.0 | | 20.00 | | 50.0 | 57.5 | 40.0 | 20.0/10.0 | 280.0/62946 | 308.0 | 7.90 |
| BC127F3 | 127.0 | | 22.00 | | 47.5 | 76.0 | 40.0 | 20.0/9.5 | 240.0/53954 | 276.0 | 8.04 |
| BC127F4 | 127.0 | | 32.00 | | 71.0 | - | 65.0 | 35.0/12.0 | 550.0/123645 | 632.5 | 22.83 |
| BC150 | 150.0 | | 32.00 | | 78.0 | 86.0 | 65.0 | 32.0/16.0 | 637.0/143203 | 700.0 | 21.10 |
| BC200F1 | 200.0 | | 22.12 | | 60.0 | - | 44.5 | 30.0/9.5 | 276.4/62137 | 304.0 | 10.23 |
| BC200F2 | 200.0 | | 26.45 | | 66.0 | - | 55.0 | 28.0/12.7 | 534.9/120250 | 588.0 | 14.10 |
| BC200F3 | 200.0 | | 22.12 | | 60.0 | - | 50.8 | 30.0/9.5 | 401.2/90193 | 441.0 | 11.80 |
| BC200F6 | 200.0 | | 25.40 | | 62.5 | - | 50.8 | 24.8/12.7 | 356.0/80032 | 409.4 | 13.50 |
| BC250F1 | 250.0 | | 26.45 | | 72.0 | - | 55.0 | 32.0/12.7 | 534.9/120250 | 588.0 | 14.60 |
| BC250F2 | 250.0 | | 26.45 | | 72.0 | - | 50.8 | 32.0/12.7 | 454.0/102063 | 490.0 | 13.40 |
| BC300F1 | 300.0 | | 26.50 | | 65.0 | - | 57.0 | 30.0/12.7 | 735.0/165234 | 808.0 | 14.40 |

块式链
Block chains

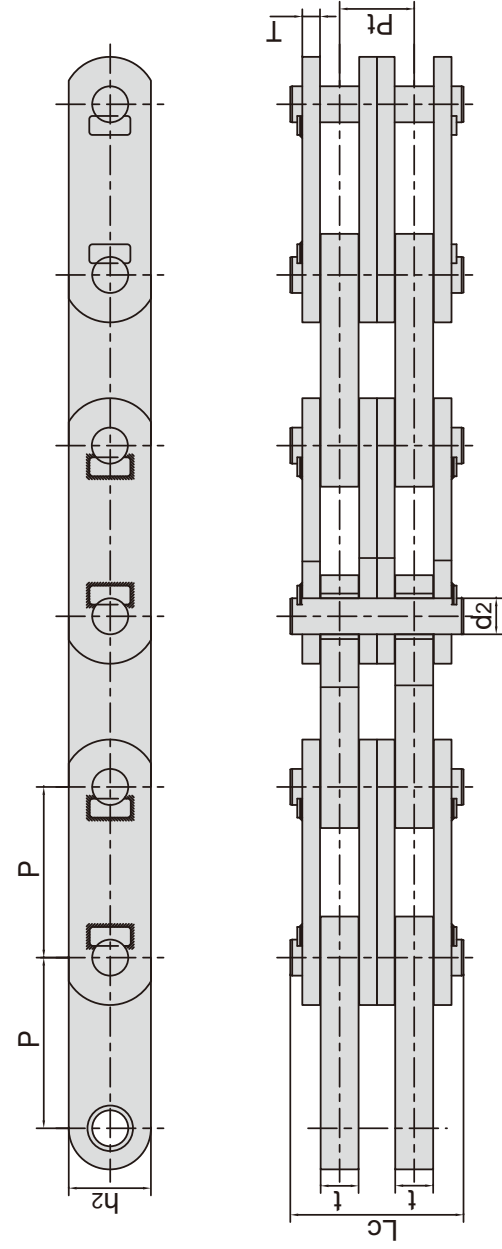


| 东华链号 Donghua Chain No. | 节距 Pitch | 销轴直径 Pin diameter | 销轴长度 Pin length | 链板高度 Inner plate depth | 链板厚度 Plate thickness | 附板尺寸 Attachment dimension | | | | 抗拉强度 Tensile strength | 每米重量 Weight per meter |
|------------------------------|-------------|--------------------------|-------------------------|---------------------------------|-------------------------------|---------------------------------|------|------|------|-----------------------------|--------------------------------|
| | | | | | | G | H | h4 | d4 | | |
| BC300F2 | 300.0 mm | d2 max mm 31.75 | Lc max mm 94.0 | h2 max mm 65.0 | t/T max mm 32.0/12.0 | 150.0 | 10.0 | 57.5 | 40.0 | 699.0/157141 | q kg/m 18.20 |

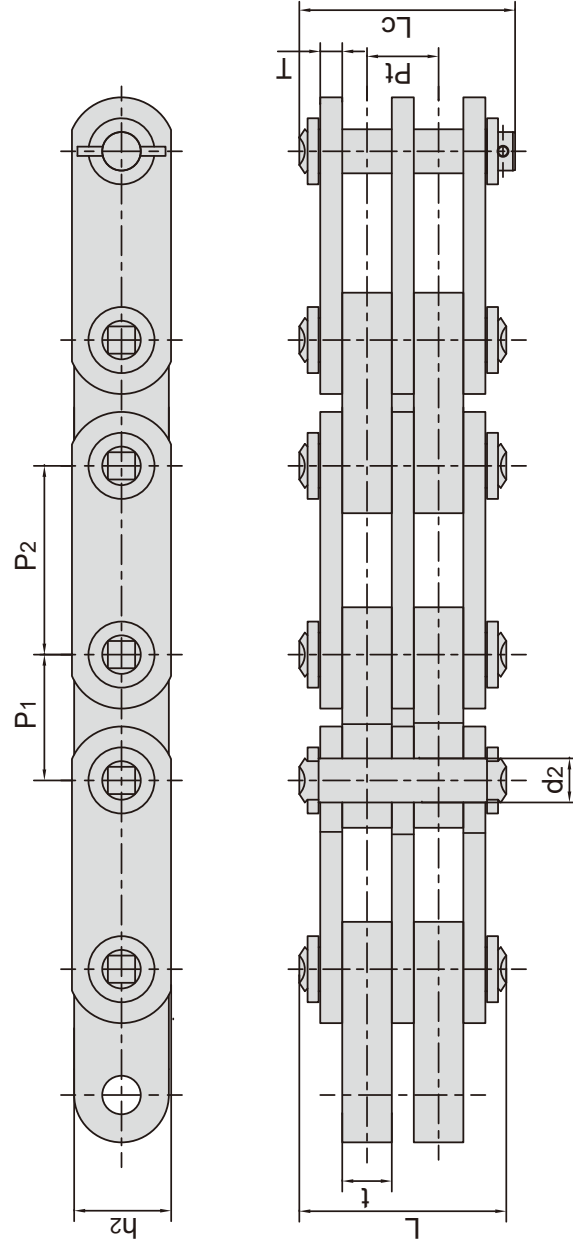


| 东华链号 Donghua Chain No. | 节距 Pitch | 销轴直径 Pin diameter | 销轴长度 Pin length | 链板高度 Inner plate depth | 链板厚度 Plate thickness | 附板尺寸 Attachment dimension | | | 抗拉强度 Tensile strength | 每米重量 Weight per meter |
|------------------------------|-------------|--------------------------|--------------------------|---------------------------------|-------------------------------|---------------------------------|------|------|-----------------------------|--------------------------------|
| | | | | | | h | L | | | |
| BC500F2 | 500.0 mm | d2 max mm 54.00 | Lc max mm 144.0 | h2 max mm 110.0 | t/T max mm 60.0/25.0 | 110.0 | 35.0 | 35.0 | 2160.0/485587 | q kg/m 55.90 |

块式链
Block chains

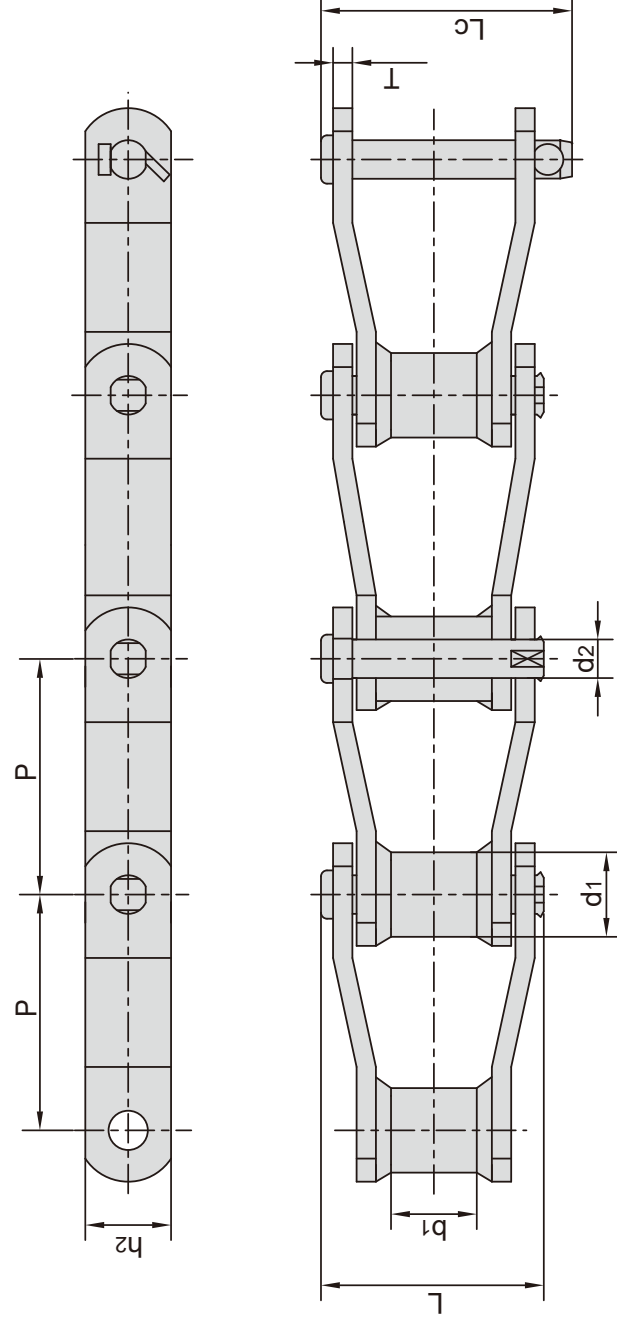


| 东华链号 Donghua Chain No. | 节距 Pitch | 销轴直径 Pin diameter | 销轴长度 Pin length | 链板高度 Inner plate depth | 链板厚度 Plate thickness | 排距 Transverse pitch | 抗拉强度 Tensile strength | 每米重量 Weight per meter |
|------------------------------|-------------|-------------------------|-----------------------|---------------------------------|----------------------------|---------------------------|-----------------------------|--------------------------------|
| | P mm | d2 max mm | Lc max mm | h2 max mm | t/T max mm | Pt mm | Q min kN/lbf | q kg/m |
| BC270F1-2 | 270.0 | 57.00 | 274.0 | 130.0 | 60.0/28.0 | 118.0 | 6000.0/1348854 | 171.00 |



| 东华链号 Donghua Chain No. | 节距 Pitch | | 销轴长度 Pin length | | 销轴直径 Pin diameter | 链板高度 Inner plate depth | 链板厚度 Plate thickness | 排距 Transverse pitch | 抗拉强度 Tensile strength | 每米重量 Weight per meter |
|------------------------------|-------------|----------|-----------------------|-----------------|-------------------------|---------------------------------|----------------------------|---------------------------|-----------------------------|--------------------------------|
| | P1 mm | P2 mm | L max mm | Lc max mm | d2 max mm | h2 max mm | t/T max mm | Pt mm | Q min kN/lbf | q kg/m |
| BC171.45F1-114.3-2 | 114.3 | 171.45 | 188.0 | 196.0 | 40.0 | 90.0 | 45.0/20.0 | 65.0 | 2000.0/45000 | 79.80 |

工程用焊接结构弯板链 Welded-steel-type mill chains



| 东华链号 Donghua Chain No. | 节距 Pitch P mm | 套筒直径 Bush diameter d1 max mm | 内节内宽 Width between inner plates b1 min mm | 销轴直径 Pin diameter d2 max mm | | 销轴长度 Pin length L max mm | | 链板高度 Plate depth h2 max mm | 链板厚度 Plate thickness T mm | 抗拉强度 Tensile strength Q min kN/lbf | 平均抗拉强度 Average tensile strength Q0 kN | 每米重量 Weight per meter q kg/m |
|------------------------------|------------------------|---|---|--|----------------|---|------|---|---------------------------------------|---|--|---|
| | | | | d2 max mm | L max mm | Lc max mm | | | | | | |
| WR78 | 66.27 | 22.90 | 28.40 | 12.78 | 73.00 | 79.3 | 28.4 | 6.4 | 93.4/21227 | 102.70 | 6.20 | |
| WH78 | | | | | | | | | 106.8/24273 | 117.50 | | |
| WR82 | 78.10 | 31.50 | 31.80 | 14.35 | 80.00 | 86.0 | 31.8 | 6.4 | 100.1/22750 | 110.10 | 7.98 | |
| WH82 | | | | | | | | | 131.2/29818 | 144.30 | | |
| WR106 | 152.40 | 37.10 | 41.20 | 19.13 | 103.00 | 111.0 | 38.1 | 9.7 | 169.0/38409 | 185.90 | 10.56 | |
| WH106 | | | | | | | | | 224.6/51045 | 247.00 | | |
| WR110 | 152.40 | 32.00 | 46.70 | 19.13 | 107.70 | 115.5 | 38.1 | 9.7 | 169.0/38409 | 185.90 | 10.40 | |
| WH110 | | | | | | | | | 224.6/51045 | 247.00 | | |
| WR111 | 120.90 | 37.10 | 57.20 | 19.13 | 116.80 | 124.5 | 38.1 | 9.7 | 169.0/38409 | 185.90 | 12.72 | |
| WH111 | | | | | | | | | 224.6/51045 | 247.00 | | |
| WR124 | 101.60 | 37.10 | 41.20 | 19.13 | 103.00 | 110.0 | 38.1 | 9.7 | 169.0/38409 | 185.90 | 12.38 | |
| WH124 | | | | | | | | | 224.6/51045 | 247.00 | | |
| WR124H | 103.20 | 41.70 | 41.20 | 22.30 | 131.60 | 133.0 | 50.8 | 12.7 | 275.8/62682 | 303.30 | 19.68 | |
| WH124H | | | | | | | | | 355.9/80886 | 391.40 | | |
| WR132 | 153.67 | 44.70 | 76.20 | 25.48 | 151.00 | 162.2 | 50.8 | 12.7 | 275.8/62682 | 303.30 | 20.00 | |
| WH132 | | | | | | | | | 378.1/85932 | 415.90 | | |
| WR150 | 153.67 | 44.45 | 73.00 | 25.40 | 151.00 | 162.2 | 63.5 | 12.7 | 530.0/119144 | 583.00 | 20.50 | |
| WH150 | | | | | | | | | | | | |
| WR155 | 153.67 | 44.45 | 73.00 | 28.57 | 164.00 | 176.0 | 63.5 | 12.7 | 820.0/186361 | 902.00 | 20.70 | |
| WH155 | | | | | | | | | | | | |
| WR157 | 153.67 | 44.45 | 76.20 | 28.57 | 164.00 | 176.0 | 63.5 | 15.9 | 820.0/186361 | 902.00 | 20.80 | |
| WH157 | | | | | | | | | | | | |
| WR78F5 | 66.27 | 21.30 | 20.00 | 12.70 | 62.99 | 66.1 | 25.4 | 6.4 | 66.7/14994 | 73.37 | 5.00 | |
| WH78F4 | 66.27 | 22.90 | 22.23 | 12.78 | 66.40 | 72.3 | 28.4 | 6.4 | 106.8/24009 | 117.48 | 5.94 | |
| WH124F1 | 101.60 | 31.75 | 38.10 | 19.05 | 101.50 | 109.5 | 38.1 | 9.5 | 253.0/56876 | 278.00 | 11.40 | |
| WH111F1 | 120.90 | 36.50 | 57.20 | 19.05 | 120.60 | 120.6 | 38.1 | 9.5 | 272.0/61148 | 299.20 | 12.63 | |

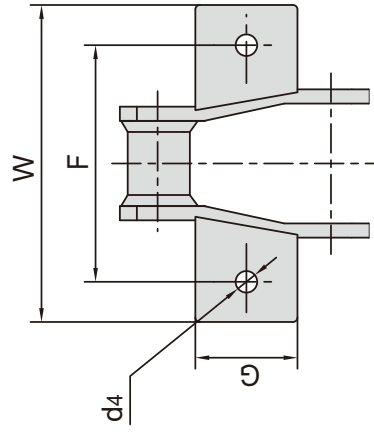
注: WR 仅销轴和套筒热处理
WH 所有零件热处理

Note: WR - Welded steel chain - only pins & bushes heat treated
WH - Welded steel chain - all heat treated

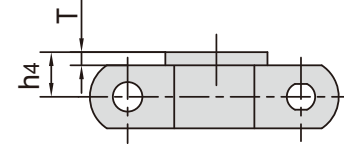
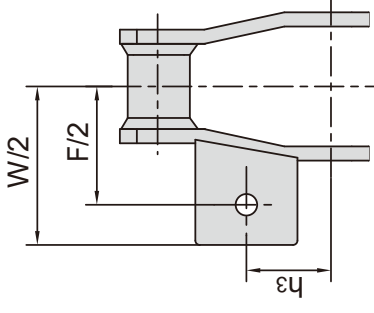
工程用焊接结构弯板链附件

Welded-steel-type mill chains with attachments

带K1附板 With K1 attachments

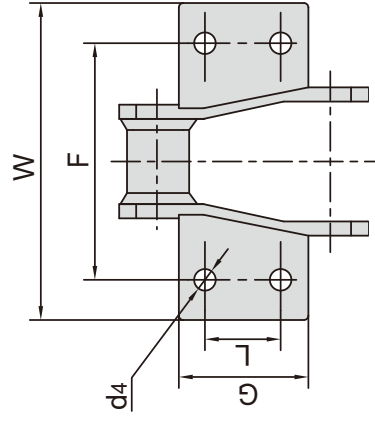


带A1附板 With A1 attachments

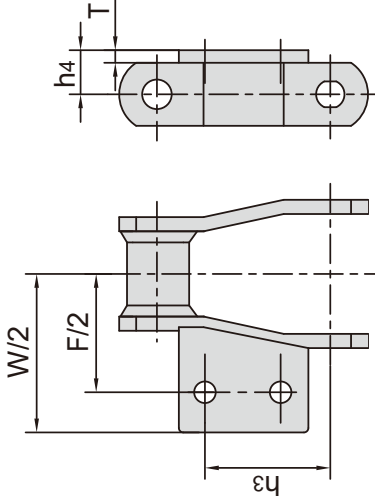


| 东华链号 Donghua Chain No. | h ₃ | G | F | W | h ₄ | d ₄ | T |
|------------------------------|----------------|------|-------|-------|----------------|----------------|-----|
| WR78 WH78 | 31.8 | 36.6 | 101.6 | 130.0 | 22.4 | 9.7 | 6.4 |
| WR82 WH82 | 38.1 | 46.0 | 106.7 | 142.7 | 23.9 | 9.7 | 6.4 |

带K2附板 With K2 attachments

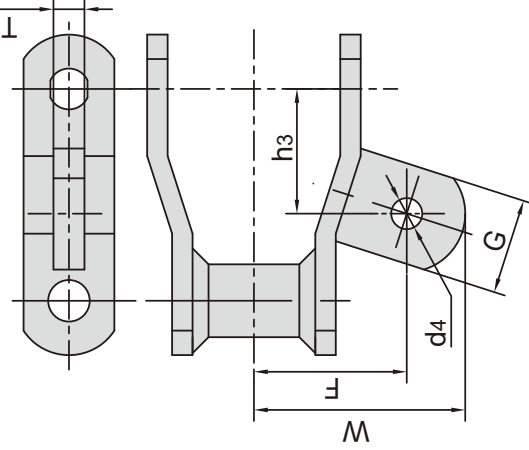


带A2附板 With A2 attachments



| 东华链号 Donghua Chain No. | L | G | h ₃ | F | W | h ₄ | d ₄ | T |
|------------------------------|------|------|----------------|-------|-------|----------------|----------------|------|
| WR78 WH78 | 28.4 | 52.3 | 38.9 | 101.6 | 130.0 | 22.4 | 9.7 | 6.4 |
| WR82 WH82 | 33.3 | 62.0 | 52.3 | 108.2 | 142.7 | 23.9 | 9.7 | 6.4 |
| WR110 WH110 | 44.4 | 84.1 | 98.6 | 135.1 | 168.1 | 30.0 | 9.7 | 9.7 |
| WR111 WH111 | 58.7 | 90.4 | 89.9 | 159.0 | 193.5 | 30.0 | 12.7 | 9.7 |
| WR124 WH124 | 49.3 | 77.7 | 71.4 | 133.6 | 180.8 | 30.0 | 9.7 | 9.7 |
| WR124H WH124H | 49.3 | 80.8 | 73.2 | 133.6 | 165.6 | 39.6 | 12.7 | 12.7 |
| WR132 WH132 | 69.8 | 80.8 | 106.2 | 190.5 | 234.7 | 39.6 | 12.7 | 12.7 |

带A22附件 With A22 attachments



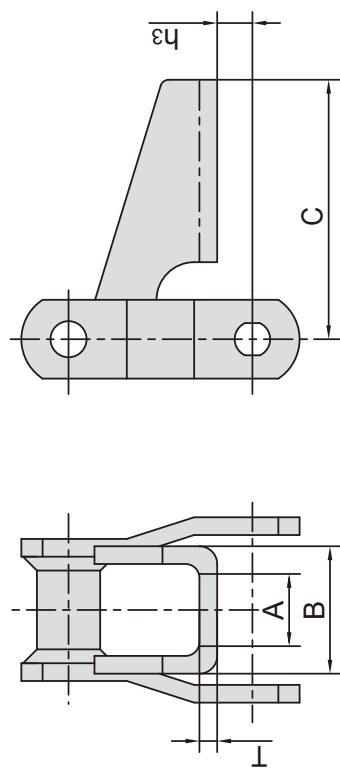
| 东华链号 Donghua Chain No. | h ₃ | G | F | W | d ₄ | T |
|------------------------------|----------------|----|------|------|----------------|-----|
| WR78 WH78 | 33.3 | 30 | 47.8 | 65.0 | 9.7 | 9.7 |

工程用焊接结构弯板链附件

Welded-steel-type mill chains with attachments

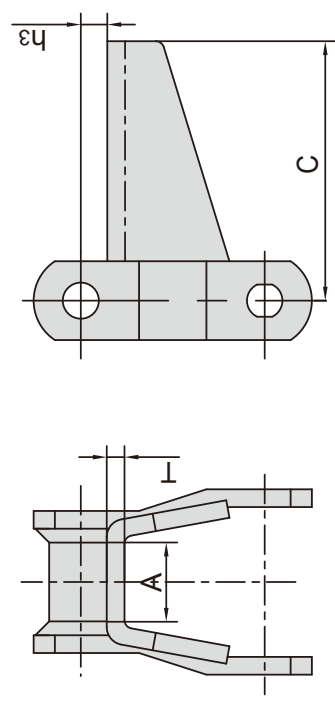
H1附件 With H1 attachments

| 东华链号 Donghua Chain No. | h ₃ mm | A mm | B mm | C mm | T mm |
|------------------------------|----------------------|---------|---------|---------|---------|
| WR78 WH78 | 12.7 | 22.4 | 50.8 | 93.5 | 6.4 |
| WR82 WH82 | 15.7 | 28.4 | 57.2 | 93.5 | 6.4 |



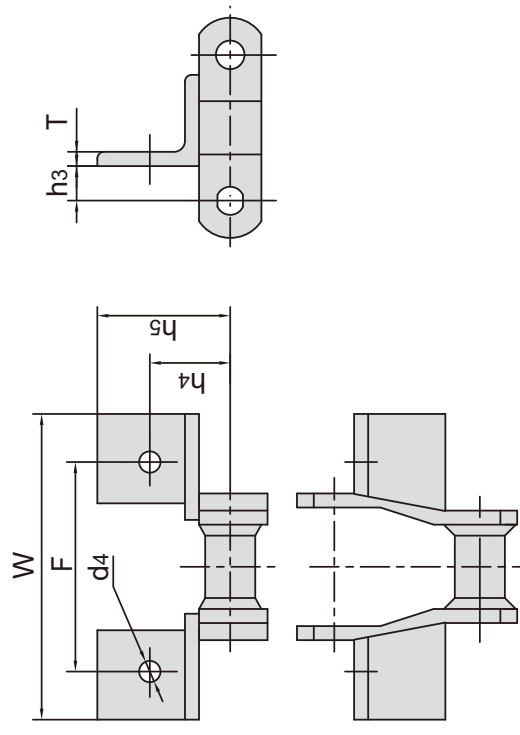
H2附件 With H2 attachments

| 东华链号 Donghua Chain No. | h ₃ mm | A mm | C mm | T mm |
|------------------------------|----------------------|---------|---------|---------|
| WR78 WH78 | 7.9 | 20.8 | 93.5 | 6.4 |
| WR82 WH82 | 7.9 | 26.4 | 96.8 | 6.4 |



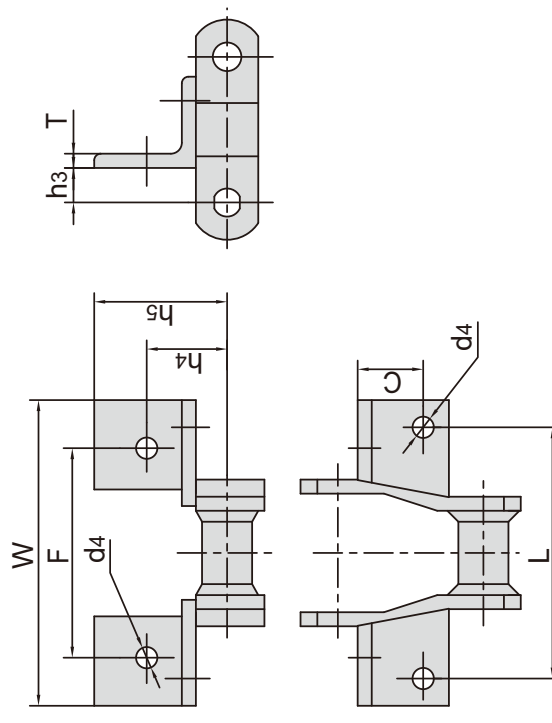
带F2附件 With F2 attachments

| 东华链号 Donghua Chain No. | h ₃ mm | h ₄ mm | h ₅ mm | F mm | W mm | d ₄ mm | T mm |
|------------------------------|----------------------|----------------------|----------------------|---------|---------|----------------------|---------|
| WR78 WH78 | 15.7 | 36.6 | 60.5 | 95.5 | 138.2 | 9.7 | 6.4 |



带F4附件 With F4 attachments

| 东华链号 Donghua Chain No. | h ₃ mm | h ₄ mm | h ₅ mm | L mm | C mm | F mm | W mm | d ₄ mm | T mm |
|------------------------------|----------------------|----------------------|----------------------|---------|---------|---------|---------|----------------------|---------|
| WR78 WH78 | 17.3 | 44.4 | 60.5 | 114.3 | 31.8 | 95.2 | 141.2 | 9.7 | 6.4 |
| WR82 WH82 | 20.6 | 46.2 | 62.0 | 127.0 | 28.4 | 104.6 | 150.9 | 9.7 | 6.4 |
| WR124 WH124 | 22.4 | 52.3 | 73.2 | 133.6 | 36.6 | 111.3 | 157.0 | 9.7 | 9.7 |

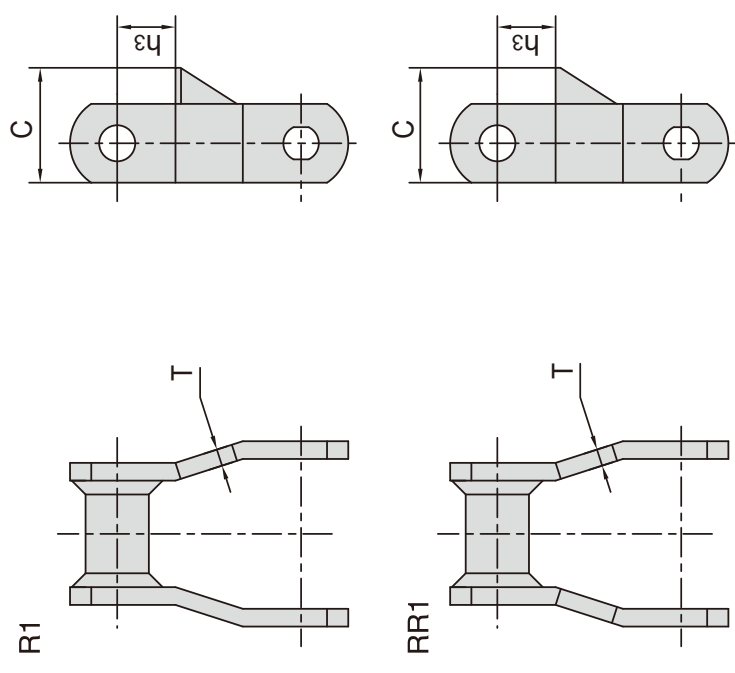


工程用焊接结构弯板链附件

Welded-steel-type mill chains with attachments

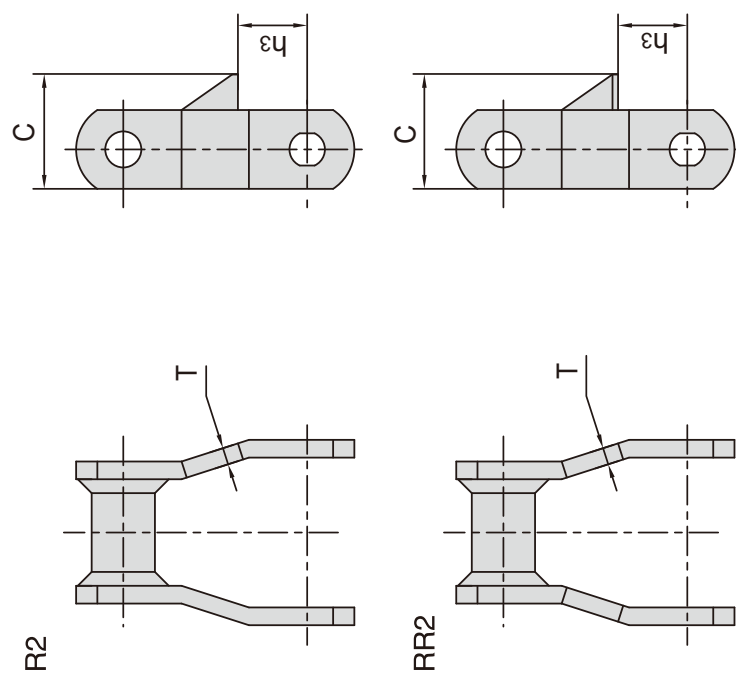
| 东华链号 Donghua Chain No. | h ₃ mm | C mm | T mm |
|------------------------------|----------------------|---------|---------|
| WR78 WH78 | 17.3 | 41.1 | 6.4 |
| WR82 WH82 | 22.4 | 49.3 | 6.4 |
| WR124 WH124 | 31.8 | 49.3 | 9.7 |

带R1 & RR1附件
With R1 & RR1 attachments



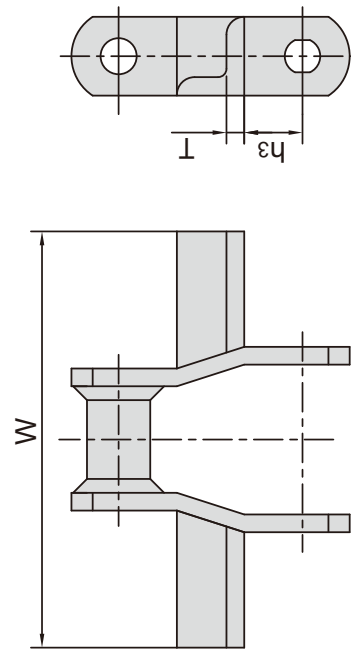
| 东华链号 Donghua Chain No. | h ₃ mm | C mm | T mm |
|------------------------------|----------------------|---------|---------|
| WR78 WH78 | 17.3 | 41.1 | 6.4 |
| WR82 WH82 | 22.4 | 49.3 | 6.4 |
| WR124 WH124 | 31.8 | 49.3 | 9.7 |

带R2 & RR2附件
With R2 & RR2 attachments



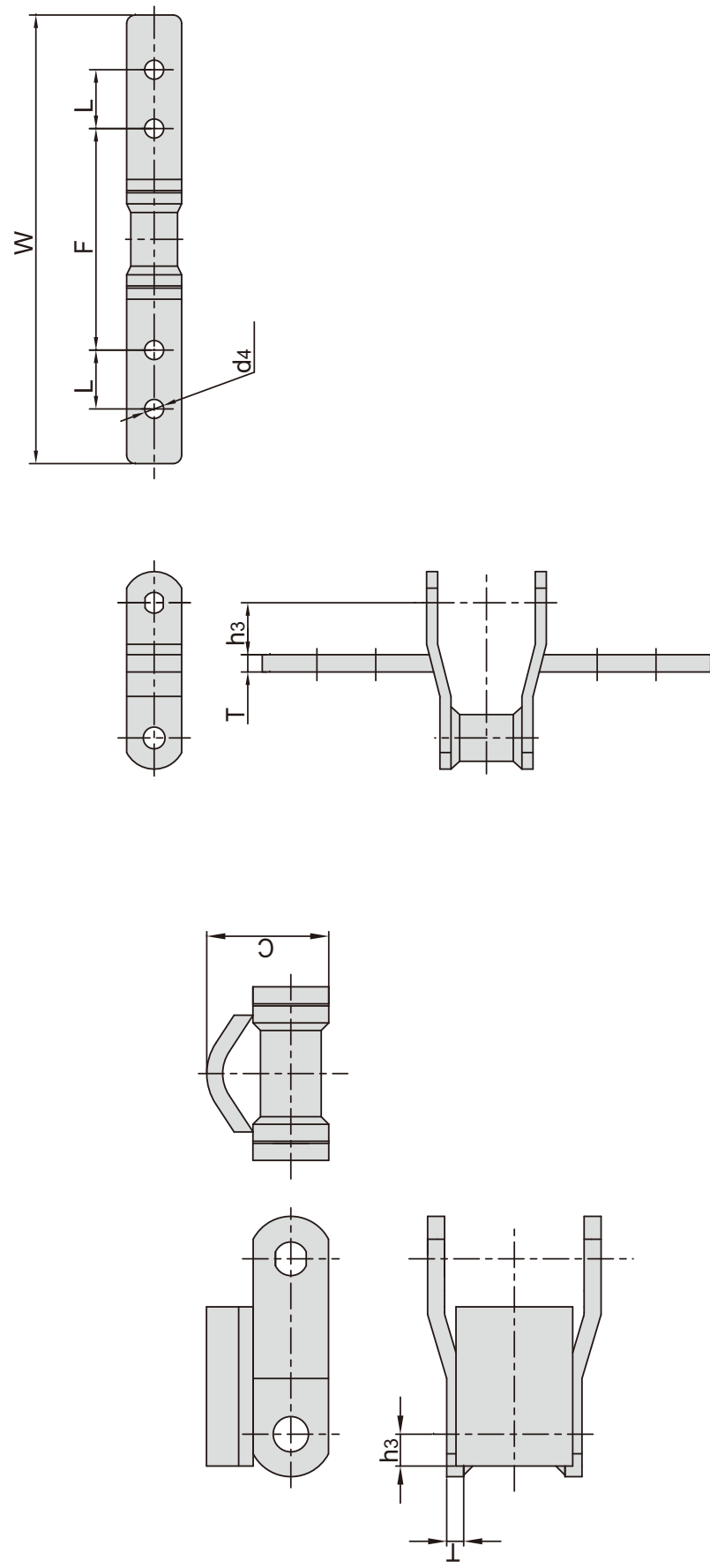
| 东华链号 Donghua Chain No. | h ₃ mm | W mm | T mm |
|------------------------------|----------------------|---------|---------|
| WR78 WH78 | 19.1 | 153.9 | 6.4 |
| WR82 WH82 | 23.9 | 166.6 | 6.4 |
| WR124 WH124 | 30.0 | 217.4 | 6.4 |
| WR124H WH124H | 35.1 | 217.4 | 9.7 |
| WR132 WH132 | 38.1 | 316.0 | 9.7 |

带W1附件
With W1 attachments

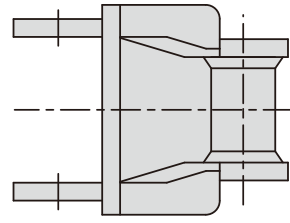
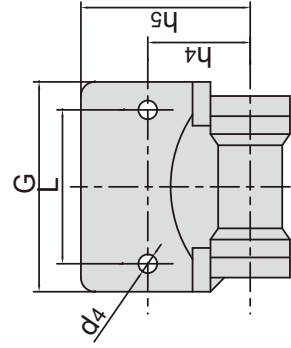


工程用焊接结构弯板链附件

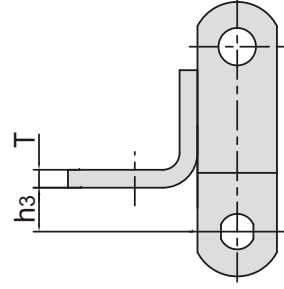
Welded-steel-type mill chains with attachments



| 东华链号 Donghua Chain No. | h3 mm | C mm | T mm |
|------------------------------|----------|---------|---------|
| WH78F10 | 12.0 | 46.0 | 6.4 |

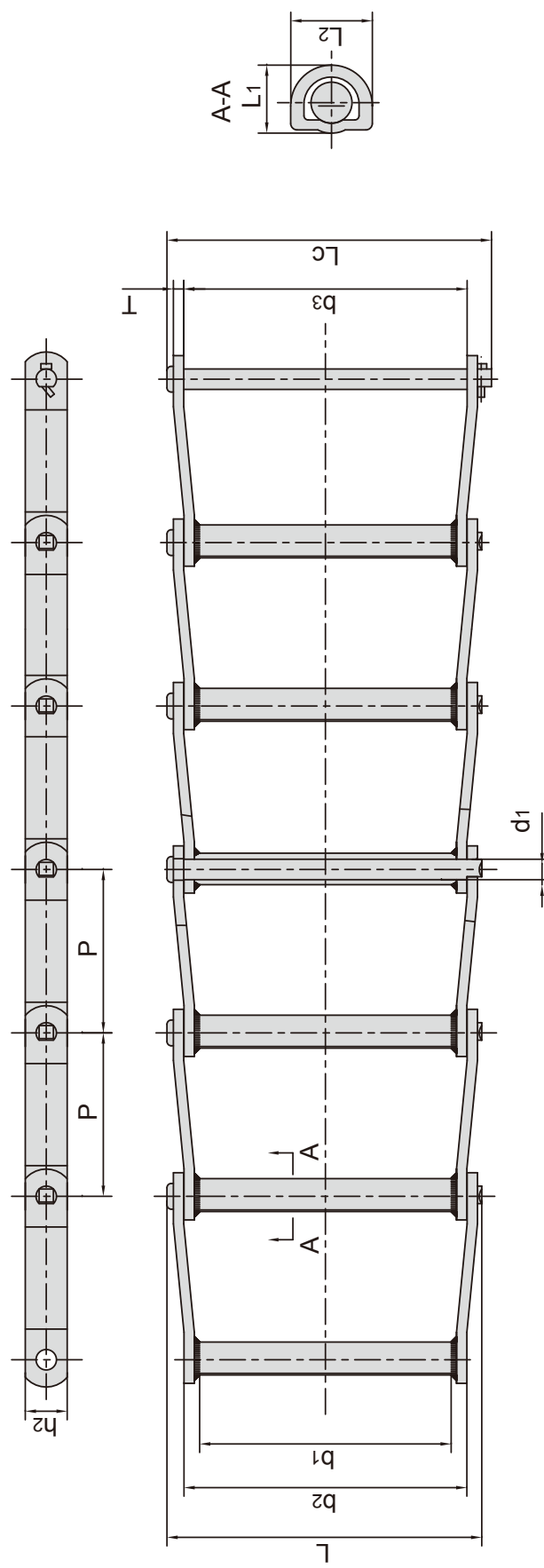


| 东华链号 Donghua Chain No. | h3 mm | F mm | L mm | W mm | d4 mm | T mm |
|------------------------------|----------|---------|---------|---------|----------|---------|
| WH82F3K2 | 30.0 | 128.0 | 34.0 | 260.0 | 11.0 | 10.0 |
| WH150F2 | 72.0 | 230.0 | 70.0 | 430.0 | 14.0 | 10.0 |



| 东华链号 Donghua Chain No. | h3 mm | h4 mm | h5 mm | G mm | L mm | d4 mm | T mm |
|------------------------------|----------|----------|----------|---------|---------|----------|---------|
| WH78F6 | 15.7 | 36.6 | 60.5 | 75.0 | 55.0 | 6.7 | 6.4 |

曳引用焊接结构弯板链 Welded-steel-type drag chains



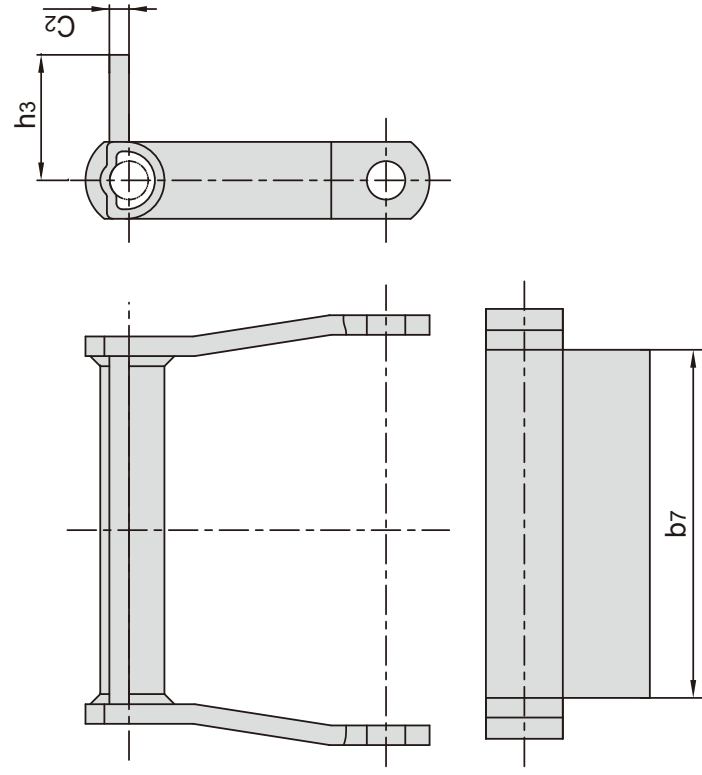
| ISO链号 ISO Chain No. | 节距 | 套筒A-A截面长度 | 套筒A-A截面高度 | 链节窄端内宽 | 销轴直径 | 链节窄端外宽 | 链节宽端内宽 | 链板高度 |
|---------------------------|-------|-------------------------|-------------------------|------------------------------|------------------|---------------------------|-----------------------------|-------------|
| | Pitch | Bush A-A section length | Bush A-A section height | Width between narrow linkend | Pin diameter end | Width over narrow linkend | Width between broad linkend | Plate depth |
| P | L1 | L2 | b1 | d1 | b2 | b3 | h2 | |
| mm | mm | mm | mm | mm | mm | mm | mm | mm |
| WD102 | 127.0 | 31.7 | 39.1 | 162.0 | 19.13 | 197.1 | 197.6 | 38.12 |
| WD104 | 152.4 | 31.7 | 39.1 | 104.6 | 19.13 | 136.9 | 137.4 | 38.12 |
| WD110 | 152.4 | 31.7 | 39.1 | 228.6 | 19.13 | 263.9 | 264.4 | 38.12 |
| WD112 | 203.2 | 31.7 | 39.1 | 228.6 | 19.13 | 263.9 | 264.4 | 38.12 |
| WD113 | 152.4 | 33.2 | 39.1 | 228.6 | 22.30 | 270.2 | 270.7 | 38.12 |
| WD116 | 203.2 | 36.6 | 45.2 | 330.2 | 19.13 | 359.1 | 359.6 | 45.21 |
| WD118 | 203.2 | 44.5 | 51.8 | 336.5 | 22.30 | 378.2 | 378.7 | 51.80 |
| WD122 | 203.2 | 44.5 | 51.8 | 222.2 | 22.30 | 260.6 | 261.1 | 51.80 |
| WD480 | 203.2 | 44.5 | 51.8 | 282.4 | 22.30 | 324.1 | 324.6 | 51.80 |

| ISO链号 ISO Chain No. | 销轴长度 Pin length | | 链板厚度 Plate thickness | 抗拉强度 Tensile strength | |
|---------------------------|--------------------|--------|-------------------------|--------------------------|--------------|
| | L max | Lc max | T | Q min | Q min |
| mm | mm | mm | kN/lbf | kN/lbf | kN/lbf |
| WD102 | 255.6 | 245.4 | 9.7 | 170/38217.0 | 245/55078.20 |
| WD104 | 188.0 | 181.4 | 9.7 | 170/38217.0 | 245/55078.20 |
| WD110 | 315.0 | 308.6 | 9.7 | 170/38217.0 | 245/55078.20 |
| WD112 | 315.0 | 308.6 | 9.7 | 170/38217.0 | 245/55078.20 |
| WD113 | 330.2 | 322.3 | 12.7 | 213/47884.3 | 253/56876.68 |
| WD116 | 410.4 | 405.9 | 9.7 | 245/55078.2 | 262/58899.90 |
| WD118 | 440.0 | 431.1 | 12.7 | 311/69915.6 | 351/78907.96 |
| WD122 | 324.2 | 314.5 | 12.7 | 311/69915.6 | 351/78907.96 |
| WD480 | 387.6 | 378.0 | 12.7 | 311/69915.6 | 351/78907.96 |

曳引用焊接结构弯板链附件

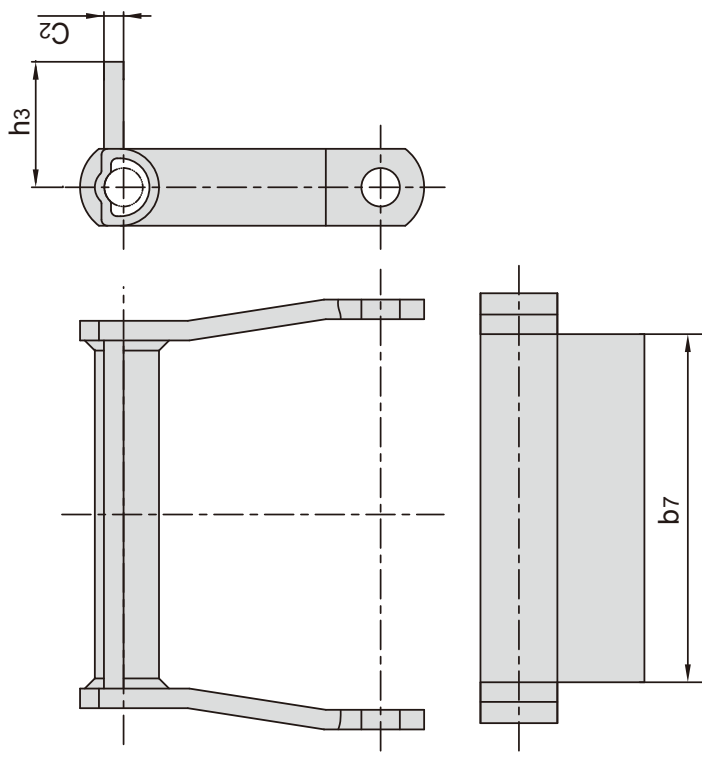
Welded-steel-type drag chains with attachments

带C1附件
With C1 attachments



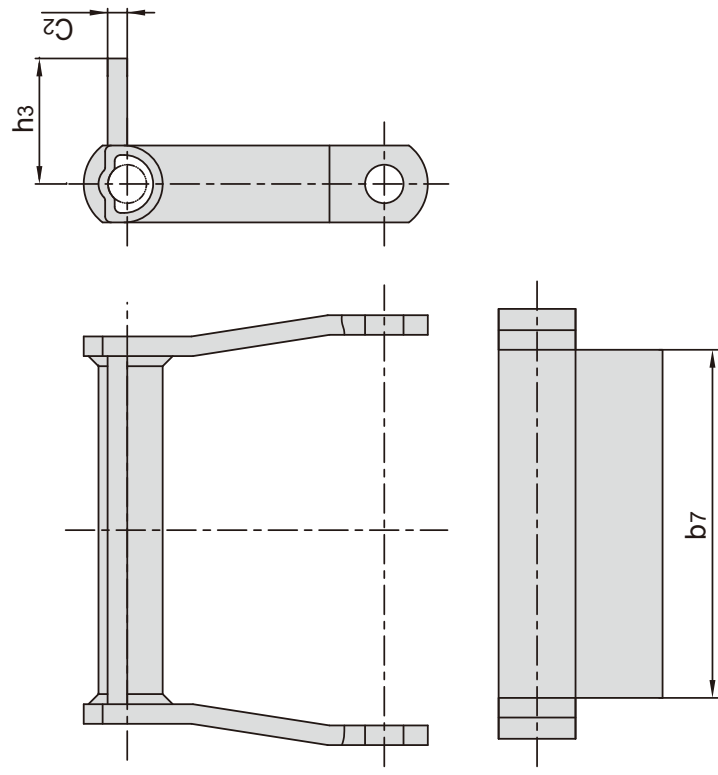
| ISO链号 ISO Chain No. | C2 mm | b7 max mm | h3 max mm |
|---------------------------|----------|-----------------|-----------------|
| WD102 | 9.7 | 197.1 | 62.0 |
| WD104 | 9.7 | 136.9 | 62.0 |
| WD110 | 9.7 | 263.9 | 62.0 |
| WD112 | 9.7 | 263.9 | 62.0 |
| WD116 | 9.7 | 359.2 | 68.1 |

带C4附件
With C4 attachments



| ISO链号 ISO Chain No. | C2 mm | b7 max mm | h3 max mm |
|---------------------------|----------|-----------------|-----------------|
| WD102 | 9.7 | 197.1 | 96.8 |
| WD104 | 9.7 | 136.9 | 96.8 |
| WD110 | 9.7 | 263.9 | 96.8 |
| WD112 | 9.7 | 263.9 | 96.8 |
| WD113 | 12.7 | 270.3 | 122.2 |
| WD116 | 9.7 | 359.2 | 125.5 |
| WD480 | 12.7 | 324.1 | 128.5 |

带C3附件
With C3 attachments

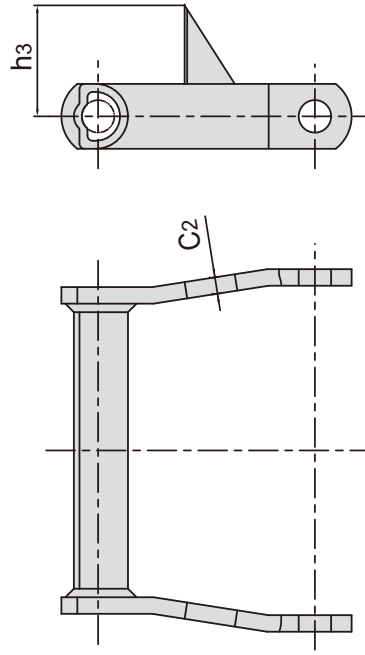


| ISO链号 ISO Chain No. | C2 mm | b7 max mm | h3 max mm |
|---------------------------|----------|-----------------|-----------------|
| WD110 | 12.7 | 263.9 | 58.7 |
| WD113 | 12.7 | 270.3 | 58.7 |
| WD118 | 12.7 | 378.2 | 77.7 |
| WD480 | 12.7 | 324.1 | 77.7 |

曳引用焊接结构弯板链附件

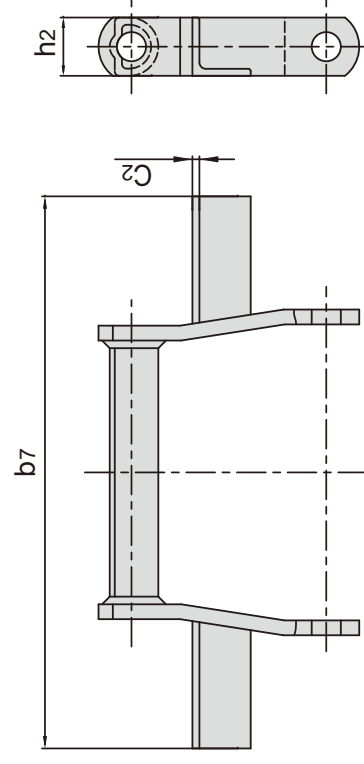
Welded-steel-type drag chains with attachments

带RR附件
With RR attachments

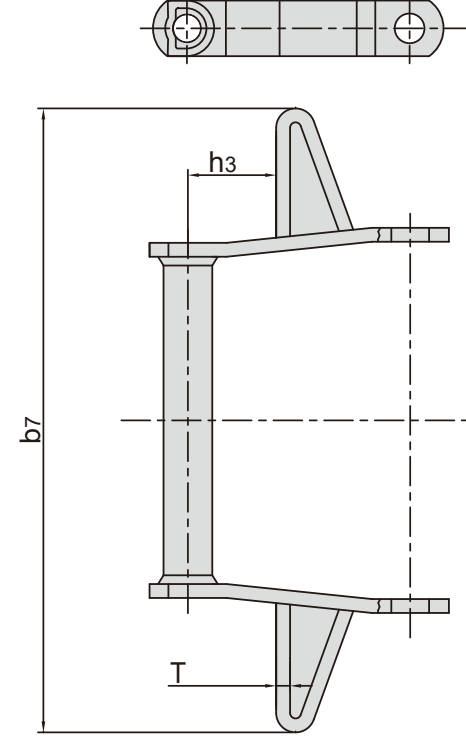


| ISO链号 ISO Chain No. | C2 | h3 max |
|---------------------------|------|-----------|
| | mm | mm |
| WD102 | 9.7 | 65.0 |
| WD104 | 9.7 | 65.0 |
| WD110 | 9.7 | 65.0 |
| WD112 | 9.7 | 65.0 |
| WD113 | 12.7 | 65.0 |
| WD116 | 9.7 | 77.7 |
| WD118 | 12.7 | 79.2 |
| WD480 | 12.7 | 84.1 |

带Wing附件
With Wing attachments

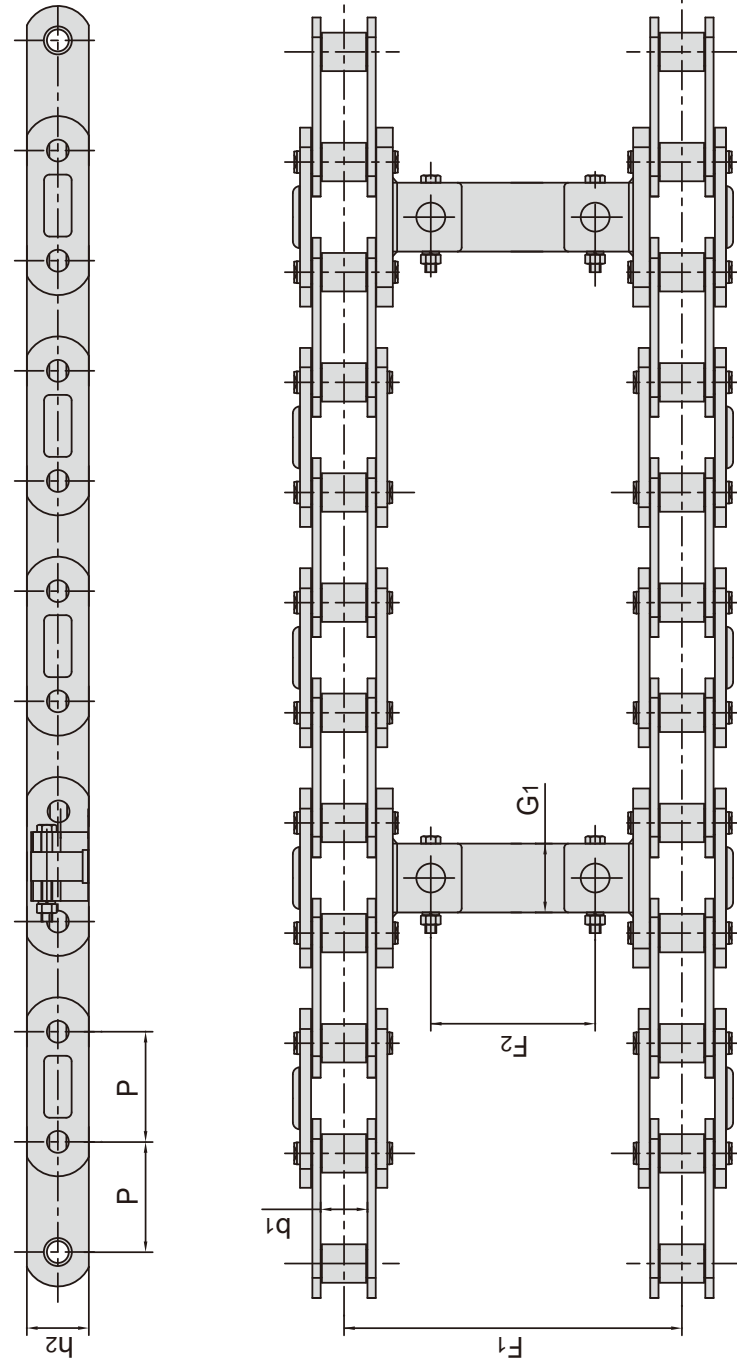


| ISO链号 ISO Chain No. | C2 | b7 max | h2 max |
|---------------------------|-----|-----------|-----------|
| | mm | mm | mm |
| WD102 | 9.7 | 365.3 | 39.6 |
| WD104 | 9.7 | 295.1 | 39.6 |
| WD110 | 9.7 | 434.8 | 39.6 |
| WD112 | 9.7 | 434.8 | 39.6 |
| WD113 | 9.7 | 434.8 | 39.6 |
| WD116 | 9.7 | 434.8 | 39.6 |
| WD118 | 9.7 | 561.8 | 46.0 |
| WD480 | 9.7 | 561.8 | 52.3 |



| 东华链号 Donghua Chain No. | h3 | b7 | T |
|------------------------------|-------|-------|------|
| | mm | mm | mm |
| WDH122F3 | 82.55 | 558.8 | 12.7 |

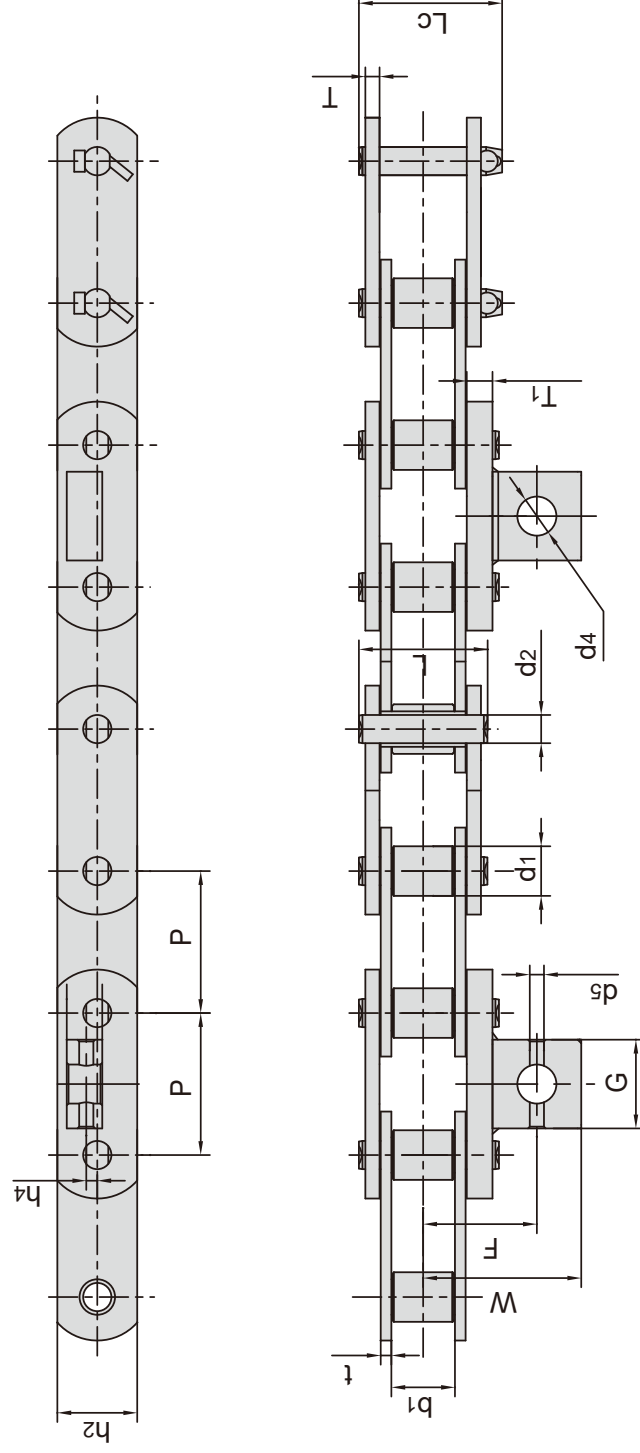
筑路机械链 Conveyor chains for road construction machinery



| 东华链号 Donghua Chain No. | P mm | b1 mm | h2 mm | F1 mm | F2 mm | G1 mm |
|------------------------------|---------|----------|----------|----------|----------|----------|
| P80F8 | 80.0 | 33.8 | 45.0 | 575.0 | 449.0 | 50.0 |
| P80F17 | 80.0 | 35.3 | 45.0 | 575.0 | 442.4 | 50.0 |
| P80F27 | 80.0 | 35.3 | 46.0 | 497.4 | 385.0 | 50.0 |
| P80F41 | 80.0 | 33.8 | 45.0 | 509.5 | 396.5 | 50.0 |
| P80F45 | 80.0 | 35.0 | 45.0 | 540.0 | 425.0 | 50.0 |
| TPJP80F1 | 80.0 | 33.8 | 45.0 | 500.0 | 374.0 | 50.0 |
| TPJP80F3 | 80.0 | 33.8 | 45.0 | 561.0 | 448.0 | 50.0 |
| TPJP80F4 | 80.0 | 33.8 | 45.0 | 585.0 | 472.0 | 50.0 |
| TPJP80F12 | 80.0 | 33.8 | 45.0 | 584.5 | 471.5 | 50.0 |



筑路机械链 Conveyor chains for road construction machinery



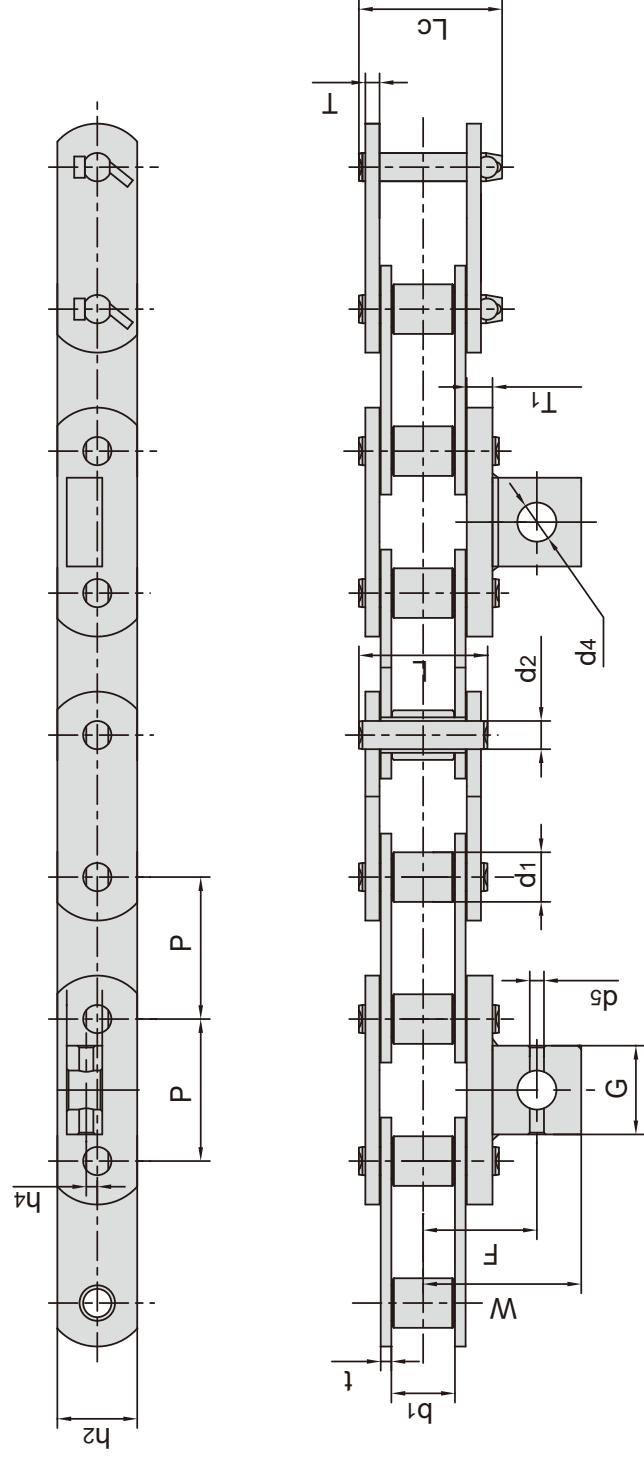
| 东华链号 Donghua Chain No. | 节距 Pitch | 滚子直径 Roller diameter | 内节内宽 Width between inner plates | 销轴直径 Pin diameter | 销轴长度 Pin length | | 链板高度 Plate depth | 链板厚度 Plate thickness | 抗拉强度 Tensile strength | 每米长重 Weight per meter |
|------------------------------|-------------|----------------------------|--|-------------------------|-----------------------|-----------------|------------------------|----------------------------|-----------------------------|--------------------------------|
| | P mm | d1 max mm | b1 min mm | d2 max mm | L max mm | Lc max mm | h2 max mm | t/T max mm | Q min kN/lbf | q kg/m |
| P70F23 | 70.00 | 25.40 | 25.2 | 14.61 | 53.4 | 59.7 | 32.00 | 5.6/5.0 | 120.0/26976 | 5.99 |
| M112F12-S-70 | 70.00 | 30.00 | 32.0 | 15.00 | 60.0 | 65.5 | 40.00 | 6.0/4.0 | 112.0/25178 | 9.50 |
| *P75 | 75.00 | 15.00 | 18.0 | 9.80 | 39.5 | 44.3 | 25.00 | 4.0 | 48.0/10790 | 2.60 |
| P78.11F29 | 78.11 | 31.75 | 38.1 | 16.00 | - | 88.6 | 38.10 | 8.0 | 169.0/37991 | 10.56 |
| P80F7 | 80.00 | 35.76 | 35.3 | 18.00 | 72.0 | 76.7 | 46.00 | 7.0/6.2 | 95.0/21370 | 11.91 |
| P80F8 | 80.00 | 27.94 | 33.8 | 15.90 | 68.4 | 76.0 | 44.45 | 6.0/8.0 | 190.0/42741 | 10.80 |
| P80F17 | 80.00 | 36.00 | 35.3 | 18.00 | 81.0 | 81.5 | 45.00 | 6.0/5.0 | 195.0/43866 | 12.90 |
| P80F19 | 80.00 | 27.94 | 33.8 | 15.90 | 68.4 | 75.8 | 45.00 | 6.0/8.0 | 190.0/42741 | 11.20 |
| P80F21 | 80.00 | 27.94 | 34.0 | 15.90 | 78.4 | - | 45.00 | 6.0/8.0 | 190.0/42741 | 10.70 |
| *P80F27 | 80.00 | 26.00 | 35.3 | 18.00 | 72.0 | 76.7 | 46.00 | 7.0/6.2 | 195.0/43866 | 9.55 |
| P80F29 | 80.00 | 27.94 | 33.8 | 15.90 | 70.4 | 74.0 | 45.00 | 6.0/8.0 | 190.0/42741 | 10.80 |
| *P80F30 | 80.00 | 26.00 | 35.0 | 18.00 | 72.0 | 75.8 | 45.00 | 6.0/8.0 | 195.0/43836 | 10.50 |
| P80F39 | 80.00 | 27.95 | 33.8 | 15.87 | 68.4 | 75.8 | 45.00 | 6.0/8.1 | 190.0/42712 | 10.70 |
| P80F45 | 80.00 | 32.00 | 35.0 | 15.90 | 70.6 | 78.0 | 45.00 | 6.0/8.0 | 190.0/42741 | 10.94 |
| *P80F51A1 | 80.00 | 26.00 | 35.0 | 15.90 | 69.5 | 77.0 | 45.00 | 6.0/8.0 | 175.0/39340 | 10.42 |
| P80F62 | 80.00 | 27.95 | 33.8 | 15.87 | 68.4 | 75.8 | 45.00 | 6.0/8.1 | 190.0/42712 | 10.60 |
| *P80F69 | 80.00 | 26.00 | 35.0 | 18.00 | 72.0 | 78.0 | 45.00 | 6.0/8.0 | 195.0/43836 | 10.50 |
| P80F87 | 80.00 | 36.00 | 35.3 | 18.00 | 84.0 | 88.5 | 45.00 | 10.0 | 250.0/56200 | 15.20 |

*套筒链: 表中滚子直径d1为套筒直径

*Bush chain: d1 in the table indicates the external diameter of the bush.

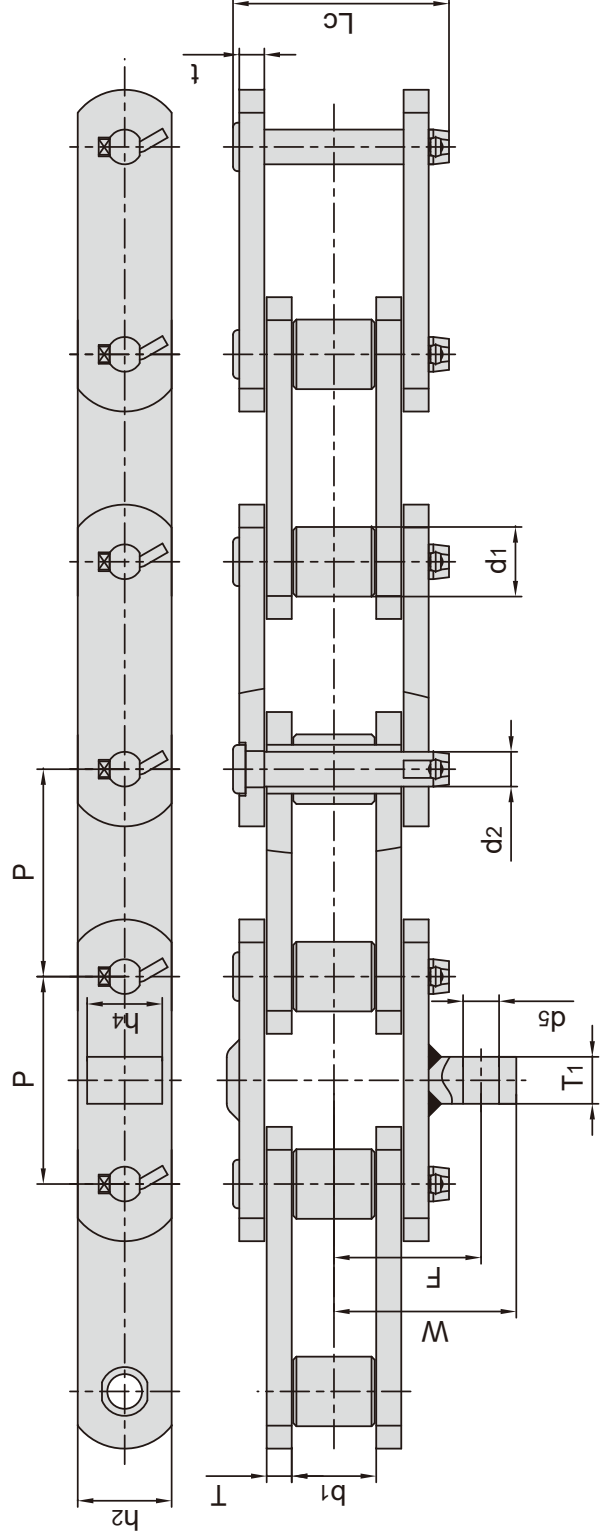
筑路机械链

Conveyor chains for road construction machinery



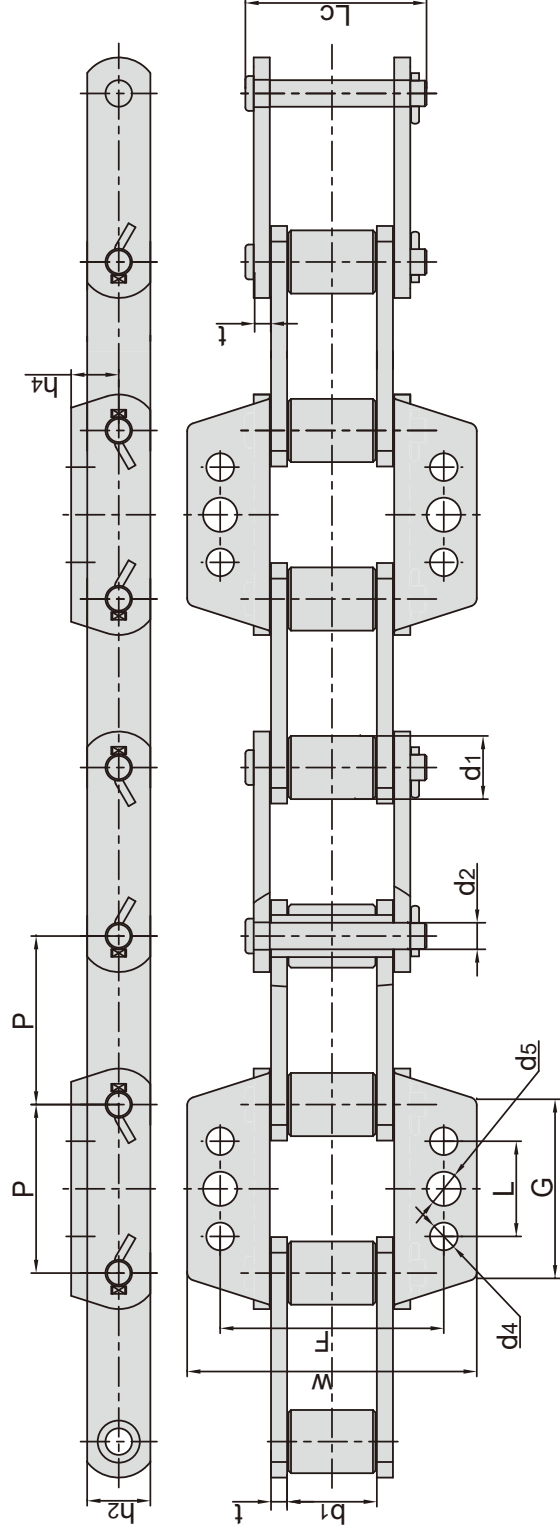
| 东华链号 Donghua Chain No. | F mm | W mm | G mm | h ₄ mm | d ₄ mm | d ₅ mm | T ₁ mm |
|------------------------------|---------|---------|---------|----------------------|----------------------|----------------------|----------------------|
| P70F23 | 43.75 | 64.1 | 40.0 | 6.5 | 22.0 | 7.0 | 5.00 |
| M112F12-S-70 | 60.00 | 77.4 | 30.0 | 7.5 | 15.0 | - | 10.00 |
| P75 | 32.20 | 46.2 | 30.0 | 5.2 | 14.0 | - | 4.00 |
| P78.11F29 | 53.10 | 78.5 | 50.8 | 12.7 | 19.3 | - | 7.95 |
| P80F7 | 56.40 | 81.4 | 50.5 | 5.0 | 21.0 | 8.2 | 6.20 |
| P80F8 | 63.00 | 88.0 | 50.0 | 8.0 | 22.0 | 10.2 | 14.20 |
| P80F17 | 66.30 | 91.3 | 50.0 | - | 24.0 | - | 15.00 |
| P80F19 | 56.50 | 81.5 | 50.0 | 6.2 | 22.0 | 8.0 | 8.00 |
| P80F21 | 57.00 | 82.0 | 50.0 | - | 21.5 | - | 8.00 |
| P80F27 | 56.20 | 81.5 | 50.5 | - | 21.0 | - | 6.20 |
| P80F29 | 56.50 | 81.5 | 50.0 | 6.2 | 22.0 | 10.0 | 8.00 |
| P80F30 | 57.00 | 82.2 | 50.5 | 5.0 | 21.0 | - | 8.00 |
| P80F39 | 56.50 | 81.5 | 50.0 | 6.2 | 22.0 | 8.0 | 8.00 |
| P80F45 | 57.50 | 80.0 | 50.0 | - | 25.0 | - | 8.00 |
| P80F51A1 | 57.00 | 82.0 | 50.0 | - | 20.5 | - | 8.00 |
| P80F62 | 56.50 | 81.5 | 50.0 | 6.5 | 22.0 | 8.6 | 8.00 |
| P80F69 | 56.50 | 82.2 | 50.5 | 5.5 | 20.5 | - | 8.00 |
| P80F87 | 58.50 | 72.4 | 48.0 | - | 12.0 | - | 10.00 |

筑路机械链
Conveyor chains for road construction machinery



| 东华链号 Donghua Chain No. | 节距 Pitch | 滚子直径 Roller diameter | 内节内宽 Width between inner plates | 销轴直径 Pin diameter | 销轴长度 Pin length | 链板高度 Inner plate depth | 链板厚度 Plate thickness | 抗拉强度 Tensile strength | 每米长重 Weight per meter |
|------------------------------|-------------|----------------------------|--|-------------------------|-----------------------|---------------------------------|----------------------------|-----------------------------|--------------------------------|
| | P mm | d1 max mm | b1 min mm | d2 max mm | L max mm | h2 mm | t/T mm | Q min kN/lbf | q kg/m |
| P66.27F10 | 66.27 | 22.23 | 27.00 | 11.10 | 69.00 | 30.00 | 8.00 | 90.0/20232 | 6.96 |

| 东华链号 Donghua Chain No. | F mm | W mm | h4 mm | d5 mm | T1 mm |
|------------------------------|---------|---------|----------|----------|----------|
| P66.27F10 | 47.00 | 58.50 | 24.00 | 11.50 | 15.00 |

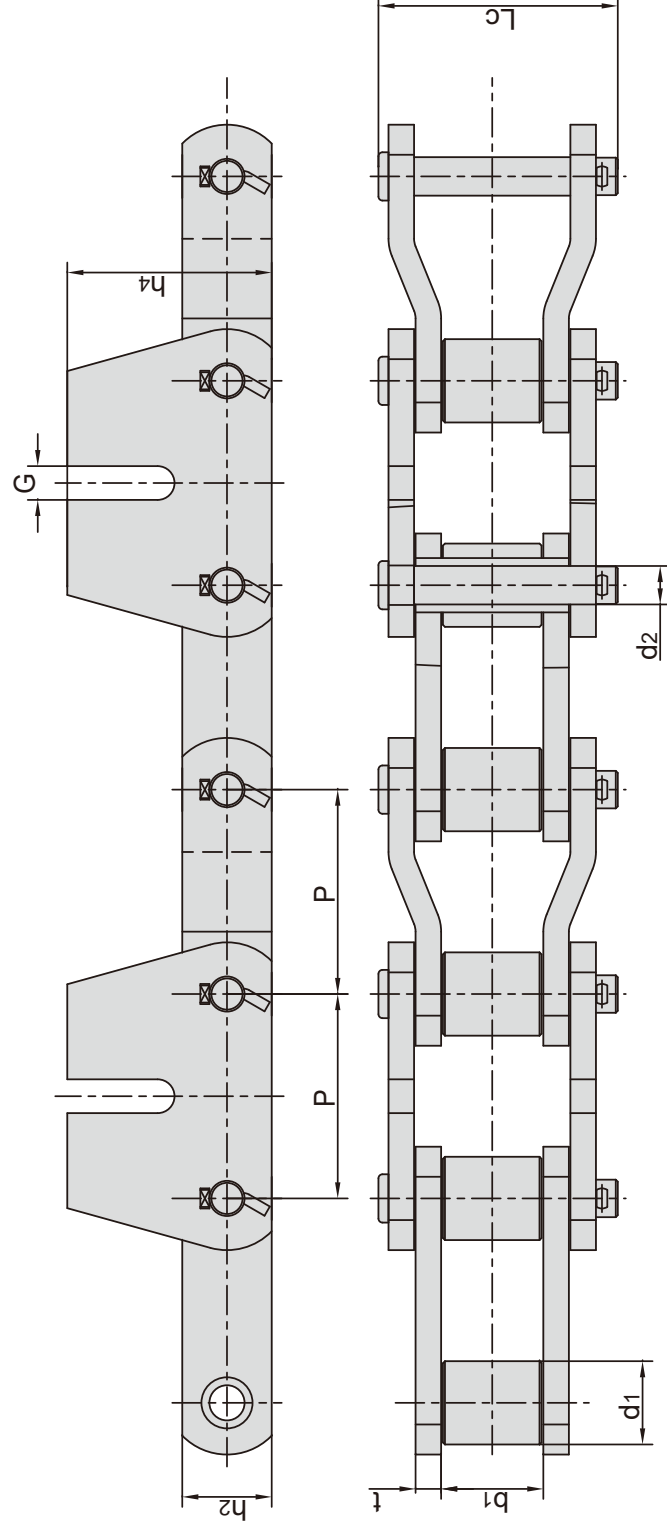


| 东华链号 Donghua Chain No. | 节距 Pitch | 滚子直径 Roller diameter | 内节内宽 Width between inner plates | 销轴直径 Pin diameter | 销轴长度 Pin length | 链板高度 Inner plate depth | 链板厚度 Plate thickness | 抗拉强度 Tensile strength | 每米长重 Weight per meter |
|------------------------------|-------------|----------------------------|--|-------------------------|-----------------------|---------------------------------|----------------------------|-----------------------------|--------------------------------|
| | P mm | d1 max mm | b1 min mm | d2 max mm | Lc max mm | h2 max mm | t mm | Q min kN/lbf | q kg/m |
| P101.6F189K3 | 101.60 | 38.10 | 54.10 | 16.00 | 109.20 | 44.45 | 9.70 | 182.3/40981 | 14.45 |

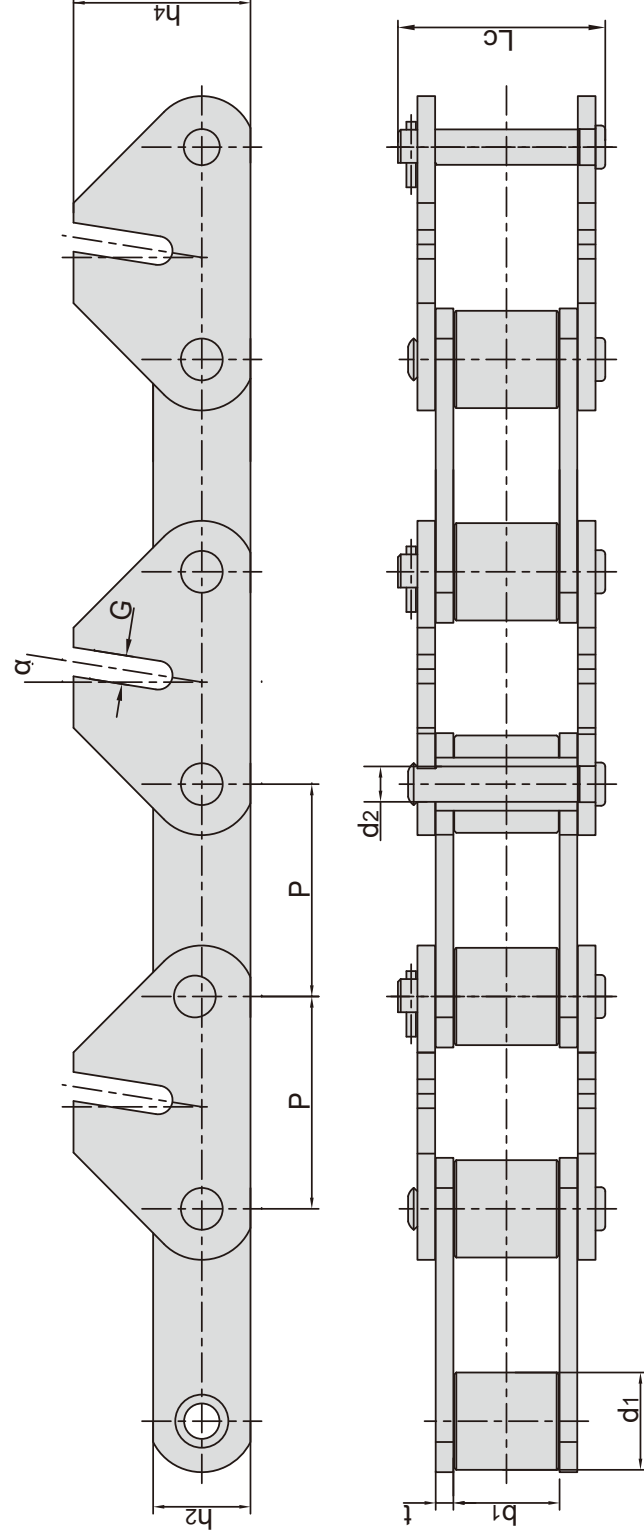
| 东华链号 Donghua Chain No. | F mm | W mm | h4 mm | d4 mm | d5 mm | G mm |
|------------------------------|---------|---------|----------|----------|----------|---------|
| P101.6F189K3 | 134.80 | 174.600 | 28.70 | 16.70 | 20.60 | 108.00 |

筑路机械链

Conveyor chains for road construction machinery



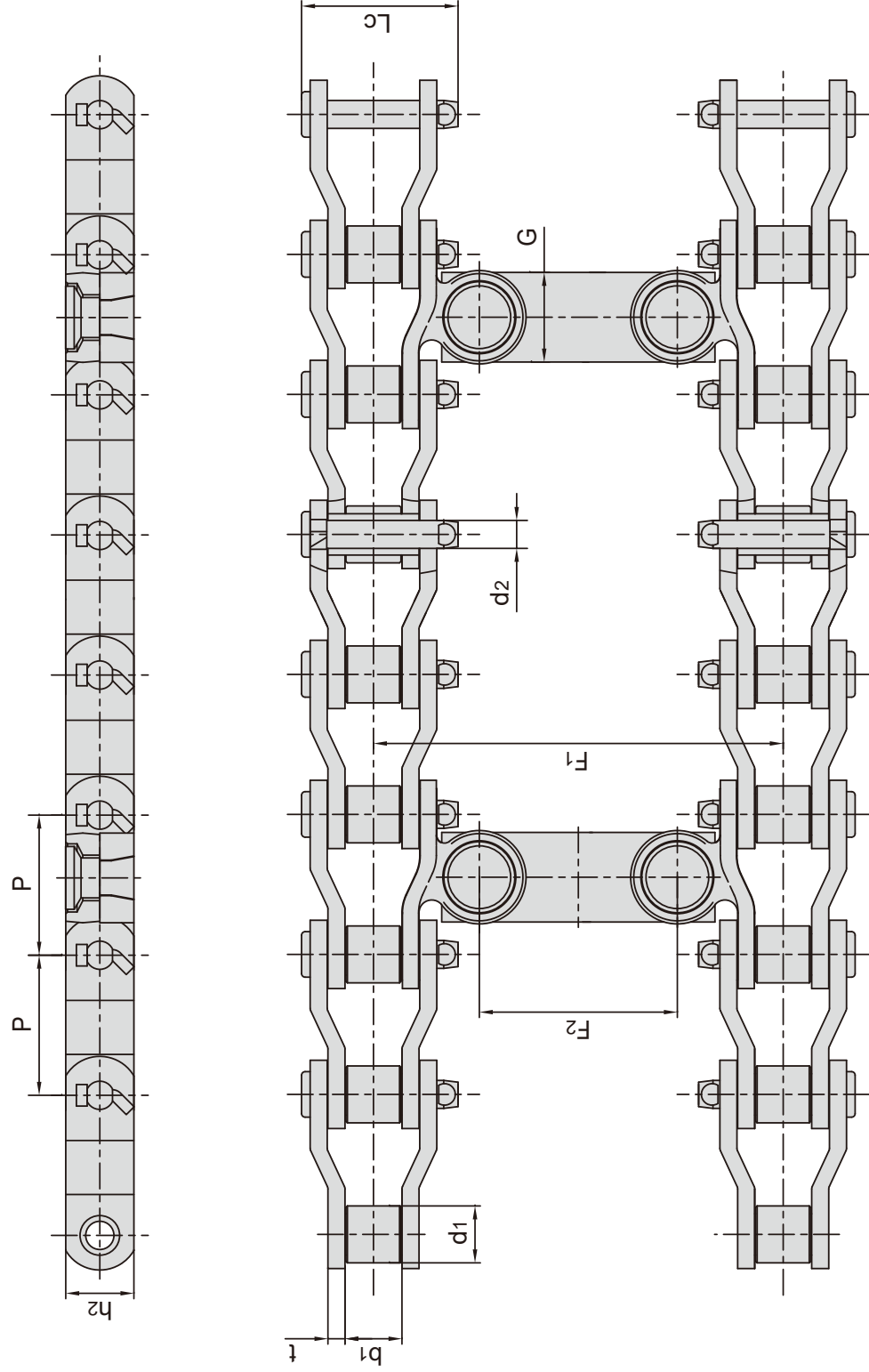
| 东华链号 Donghua Chain No. | 节距 | 滚子直径 | 内节内宽 | 销轴直径 | 销轴长度 | 链板高度 | 链板厚度 | 附板尺寸 | 抗拉强度 | 每米重量 |
|------------------------------|--------|-----------|-----------|-----------|-----------|-----------|-------|--------|-------------|-------|
| | P | d1 max | b1 min | d2 max | Lc max | h2 max | t | h4 | Q min | q |
| P101.6F186 | 101.60 | 41.40 | 50.80 | 19.12 | 120.00 | 44.45 | 12.70 | 101.60 | 320.0/71936 | 22.50 |
| | mm | mm | mm | mm | mm | mm | mm | mm | kN/ibf | kg/m |



| 东华链号 Donghua Chain No. | 节距 | 滚子直径 | 内节内宽 | 销轴直径 | 销轴长度 | 链板高度 | 链板厚度 | 附板尺寸 | 抗拉强度 | 每米重量 |
|------------------------------|--------|-----------|-----------|-----------|-----------|-----------|-------|-------|-------------|-------|
| | P | d1 max | b1 min | d2 max | Lc max | h2 max | t | h4 | Q min | q |
| P152F251 | 152.40 | 69.85 | 76.20 | 25.40 | 148.80 | 69.85 | 12.70 | 20.60 | 431.5/97001 | 39.40 |
| | mm | mm | mm | mm | mm | mm | mm | mm | kN/ibf | kg/m |

筑路机械链

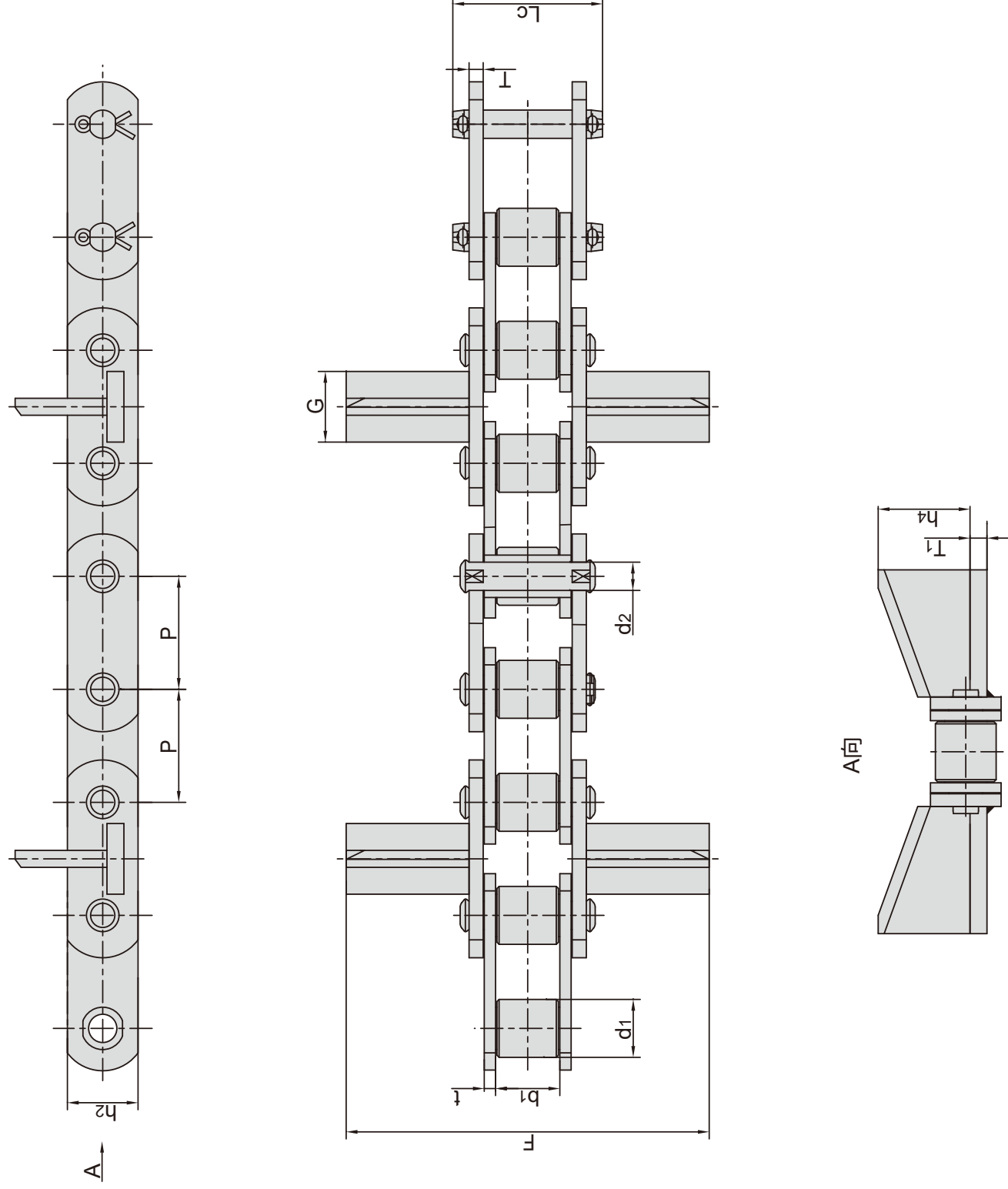
Conveyor chains for road construction machinery



| 节距 Pitch | 滚子直径 Roller diameter | 内节内宽 Width between inner plates | 销轴直径 Pin diameter | 销轴长度 Pin length | 链板高度 Inner plate depth | 链板厚度 Plate thickness | 附板尺寸 Attachment dimension | | | 抗拉强度 Tensile strength | 每米重量 Weight per meter |
|-------------|-------------------------|------------------------------------|----------------------|--------------------|---------------------------|-------------------------|------------------------------|--------|-------|--------------------------|--------------------------|
| | | | | | | | F1 | F2 | G | | |
| P | d1 max | b1 min | d2 max | Lc max | h2 max | t | F1 | F2 | G | Q min | q |
| 78.105 | 31.78 | 31.75 | 15.90 | 89.15 | 38.00 | 9.50 | - | - | - | 225.00/50818 | 12.03 |
| 78.13 | 31.75 | 31.75 | 15.70 | 87.35 | 38.10 | 9.52 | 543.00 | 424.66 | 50.00 | 225.00/50580 | 35.00 |

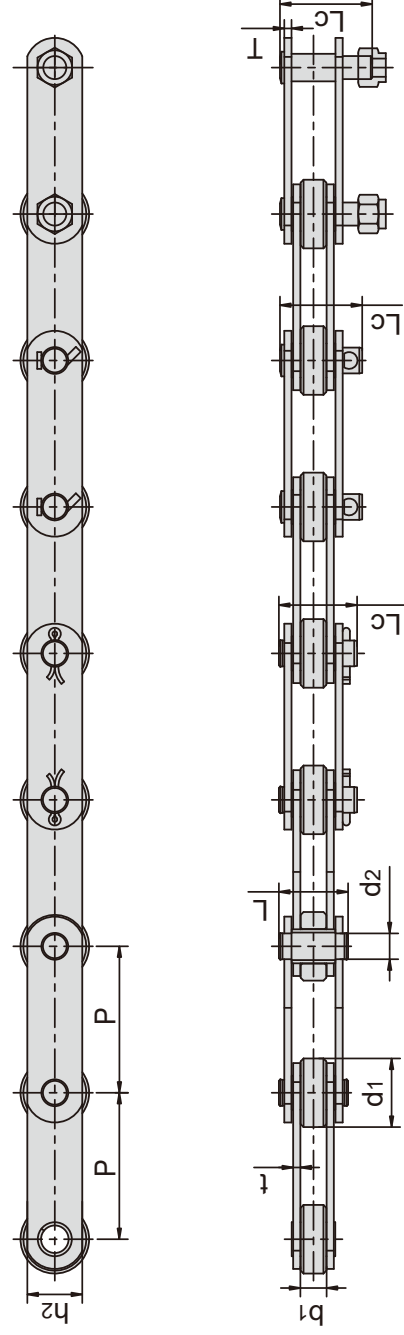
筑路机械链

Conveyor chains for road construction machinery



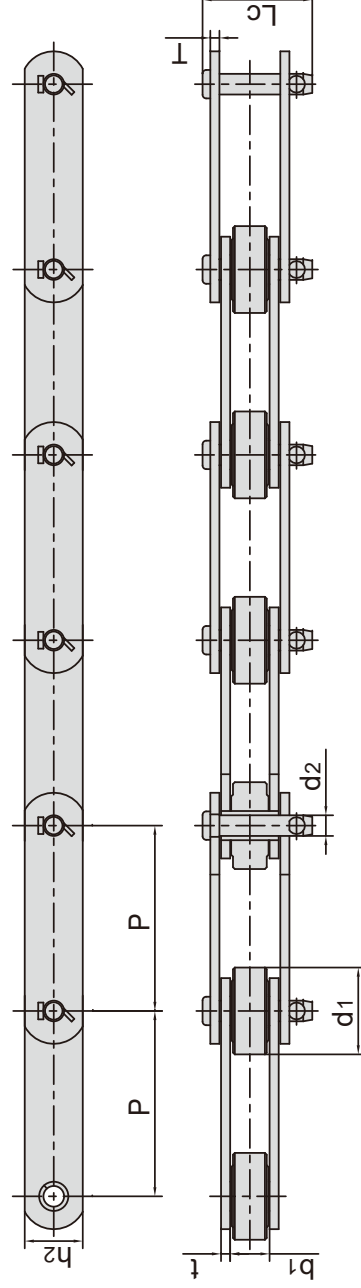
| 节距 Pitch | 滚子直径 Roller diameter | 内节内宽 Width between inner plates | 销轴直径 Pin diameter | 销轴长度 Pin length | 链板高度 Inner plate depth | 链板厚度 Plate thickness | 附板尺寸 Attachment dimension | | | 抗拉强度 Tensile strength | 每米重量 Weight per meter | |
|-------------|-------------------------|------------------------------------|----------------------|--------------------|---------------------------|-------------------------|------------------------------|-------|-------|--------------------------|--------------------------|-------|
| | P | d1 max | b1 min | Lc max | h2 max | t / T | F | T1 | h4 | G | Q min | q |
| mm | mm | mm | mm | mm | mm | mm | mm | mm | mm | mm | kN/lbf | kg/m |
| 80.00 | 42.00 | 45.00 | 20.00 | 94.00 | 50.00 | 8.00/10.00 | 259.00 | 12.00 | 65.00 | 50.00 | 180.0/40464 | 23.10 |

棕油链
Palm oil chains

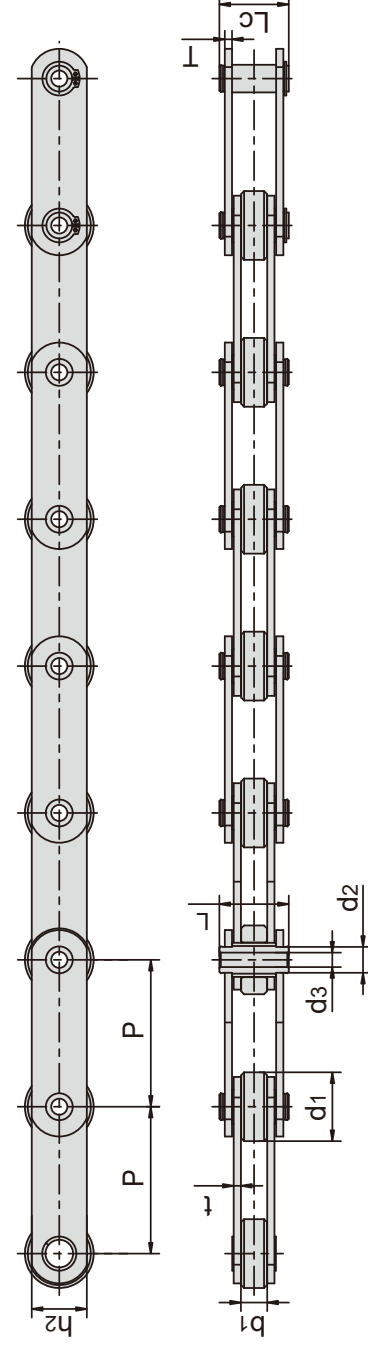


| 东华链号 Donghua Chain No. | 节距 Pitch P mm | 滚子直径 Roller diameter d1 max mm | 内节内宽 Width between inner plates b1 min mm | 链板高度 Plate depth h2 max mm | 销轴直径 Pin diameter d2 max mm | 销轴长度 Pin length | | 链板厚度 Plate thickness t/T max mm | 抗拉强度 Tensile strength Q min kN/lbf | 平均抗拉强度 Average tensile strength Q0 kN | 每米长重 Weight per meter q kg/m |
|------------------------------|------------------------|---|---|---|--|-----------------------|-----------------|--|---|--|---|
| | | | | | | L max mm | Lc max mm | | | | |
| P101.6F2 | 101.60 | 47.60 | 18.20 | 38.10 | 19.10 | 48.00 | 65.0 | 5.0 | 97.8/22000 | 107.58 | 6.75 |
| PO101.6F12 | 101.60 | 47.50 | 19.00 | 40.00 | 19.10 | 45.80 | 52.5 | 5.0/4.0 | 130.0/29224 | 143.00 | 6.84 |
| PO101.6F15 | 101.60 | 66.70 | 26.00 | 50.00 | 26.90 | 65.80 | 87.0 | 7.1 | 200.0/45454 | 200.00 | 15.10 |
| P152F5 | 152.40 | 66.70 | 25.40 | 50.00 | 26.90 | 61.20 | 80.0 | 7.1 | 134.0/30123 | 147.40 | 12.16 |
| P152F14 | 152.40 | 47.60 | 18.20 | 38.10 | 19.10 | 48.00 | 52.0/50.5 | 5.0 | 89.0/20000 | 97.90 | 5.66 |
| P152F17 | 152.40 | 66.70 | 25.40 | 50.80 | 27.00 | 67.50 | 95.0 | 8.0 | 163.3/36710 | 179.60 | 12.83 |
| P152F29 | 152.40 | 66.70 | 25.40 | 50.80 | 27.00 | 69.50 | 111.5 | 9.0/8.0 | 200.0/45454 | 220.00 | 13.54 |
| PO152F1 | 152.40 | 88.90 | 38.10 | 70.00 | 32.00 | 93.80 | 101.5 | 12.0/9.5 | 444.53/99930 | 488.98 | 30.28 |
| PO152F3 | 152.40 | 66.70 | 25.40 | 50.80 | 27.00 | - | 110.0 | 8.0 | 163.3/36710 | 180.00 | 13.50 |
| PO152F4 | 152.40 | 69.85 | 38.10 | 57.15 | 21.84 | 101.00 | 110.0 | 12.7 | 440.0/98912 | 484.00 | 22.77 |
| PO152F7 | 152.40 | 88.90 | 38.00 | 61.00 | 31.80 | 83.50 | 92.0 | 10.0/8.0 | 380.0/85242 | 418.00 | 23.50 |
| PO152F17 | 152.40 | 66.70 | 25.40 | 50.80 | 27.00 | 67.50 | 78.0 | 8.0 | 163.3/36710 | 179.63 | 12.83 |
| PO152F22 | 152.40 | 66.70 | 26.00 | 50.00 | 27.00 | 59.30 | 69.8 | 7.0/5.0 | 200.0/45454 | 220.00 | 10.90 |
| PO152F23 | 152.40 | 66.70 | 26.00 | 50.00 | 26.90 | 61.80 | 69.1 | 7.1/5.1 | 200.0/45454 | 220.00 | 10.90 |
| PO152F24 | 152.40 | 88.90 | 38.00 | 60.00 | 32.00 | 85.40 | 96.0 | 10.0/8.0 | 380.0/85242 | 418.00 | 23.00 |
| PO152F25 | 152.40 | 88.90 | 38.00 | 60.00 | 32.00 | 89.40 | 120.3 | 10.0 | 380.0/85242 | 418.00 | 24.20 |
| PO152F26 | 152.40 | 66.70 | 26.00 | 50.00 | 26.90 | 65.80 | 87.0 | 7.1 | 200.0/45454 | 220.00 | 11.90 |
| PO152F27 | 152.40 | 66.70 | 25.40 | 50.80 | 27.00 | 71.50 | 99.0 | 9.0 | 267.0/60022 | 293.70 | 14.00 |

棕油链
Palm oil chains

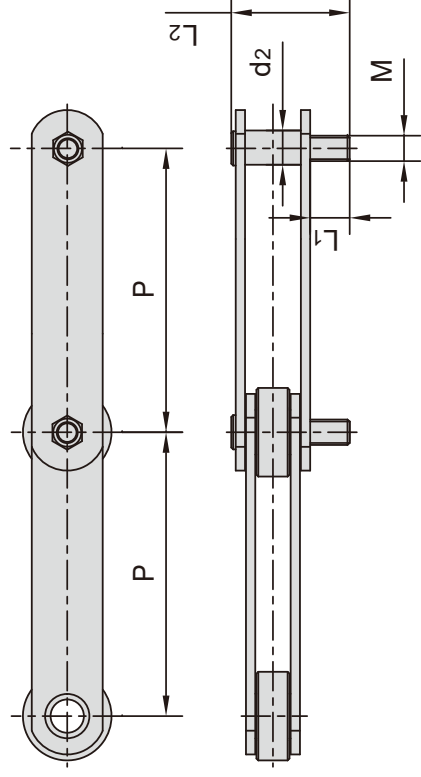


| 东华链号 Donghua Chain No. | 节距 Pitch | 滚子直径 Roller diameter | 内节内宽 Width between inner plates | 链板高度 Plate depth | 销轴直径 Pin diameter | 销轴长度 Pin length | 链板厚度 Plate thickness | 抗拉强度 Tensile strength | 平均抗拉强度 Average tensile strength | 每米重量 Weight per meter |
|------------------------------|-------------|----------------------------|--|------------------------|-------------------------|-----------------------|----------------------------|-----------------------------|--|--------------------------------|
| | P mm | d1 max mm | b1 min mm | h2 max mm | d2 max mm | Lc max mm | t/T max mm | Q min kN/lbf | Q0 kN | q kg/m |
| P76.7 | 76.20 | 29.00 | 30.00 | 38.10 | 14.50 | 73.00 | 6.3 | 100.00/25000 | 110.00 | 8.25 |
| 90R-S | 101.60 | 47.60 | 21.40 | 31.80 | 11.32 | 55.70 | 4.8 | 80.36/18065 | 88.40 | 5.90 |
| P101.6F2(e) | 101.60 | 47.60 | 18.20 | 38.10 | 19.10 | 57.00 | 5.0 | 97.80/21985 | 107.58 | 6.94 |
| P101.6F64 | 101.60 | 50.80 | 30.00 | 38.10 | 14.50 | 69.00 | 6.3 | 132.70/29831 | 146.00 | 7.30 |
| P152F5(b) | 152.40 | 66.70 | 25.40 | 50.00 | 26.90 | 68.50 | 7.1/5.1 | 134.00/30123 | 147.40 | 11.50 |
| P152F31 | 152.40 | 88.90 | 38.10 | 61.00 | 31.80 | 98.50 | 10.0 | 266.72/60000 | 293.00 | 26.60 |
| P160F16 | 160.00 | 69.85 | 38.10 | 50.80 | 27.00 | 101.00 | 9.0/8.0 | 267.00/60022 | 293.70 | 16.60 |
| P160F27 | 160.00 | 69.85 | 38.10 | 50.80 | 17.53 | 81.00 | 6.3 | 244.00/54851 | 268.40 | 13.68 |

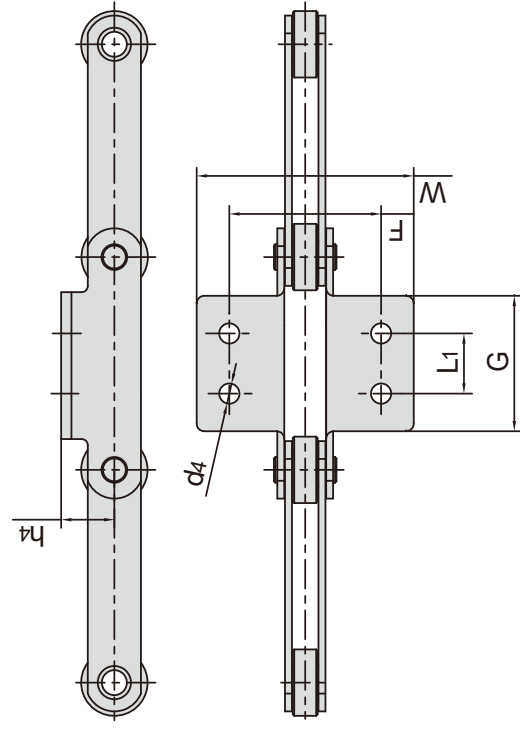
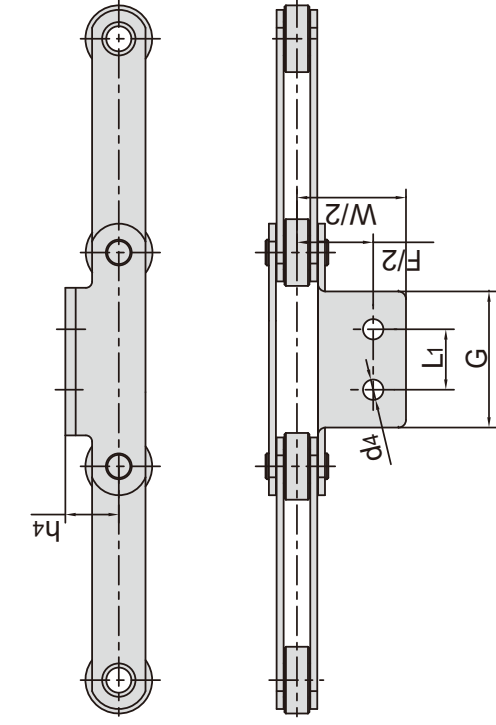


| 东华链号 Donghua Chain No. | 节距 Pitch | 滚子直径 Roller diameter | 内节内宽 Width between inner plates | 链板高度 Plate depth | 销轴直径 Pin diameter | 销轴长度 Pin length | 链板厚度 Plate thickness | 抗拉强度 Tensile strength | 平均抗拉强度 Average tensile strength | 每米重量 Weight per meter |
|------------------------------|-------------|----------------------------|--|------------------------|------------------------------------|-----------------------------------|----------------------------|-----------------------------|--|--------------------------------|
| | P mm | d1 max mm | b1 min mm | h2 max mm | d2 max mm d3 min mm | L max mm Lc max mm | t/T max mm | Q min kN/lbf | Q0 kN | q kg/m |
| P101.6F2-HP | 101.60 | 47.60 | 18.20 | 38.10 | 19.10 | 44.8 | 5.0 | 66.68/14990 | 73.35 | 6.18 |
| P152F3(New) | 152.40 | 66.70 | 25.40 | 50.80 | 20.10 | 65.5 | 8.0 | 163.30/36710 | 179.60 | 11.73 |
| P152F29-HP | 152.40 | 66.70 | 25.40 | 50.80 | 20.10 | 68.5 | 9.0/8.0 | 222.30/49973 | 244.53 | 12.40 |
| P0152F6-HP | 152.40 | 66.70 | 26.00 | 55.00 | 19.43 | 60.0 | 7.5/5.5 | 220.00/49456 | 242.00 | 11.10 |

棕油链
Palm oil chains

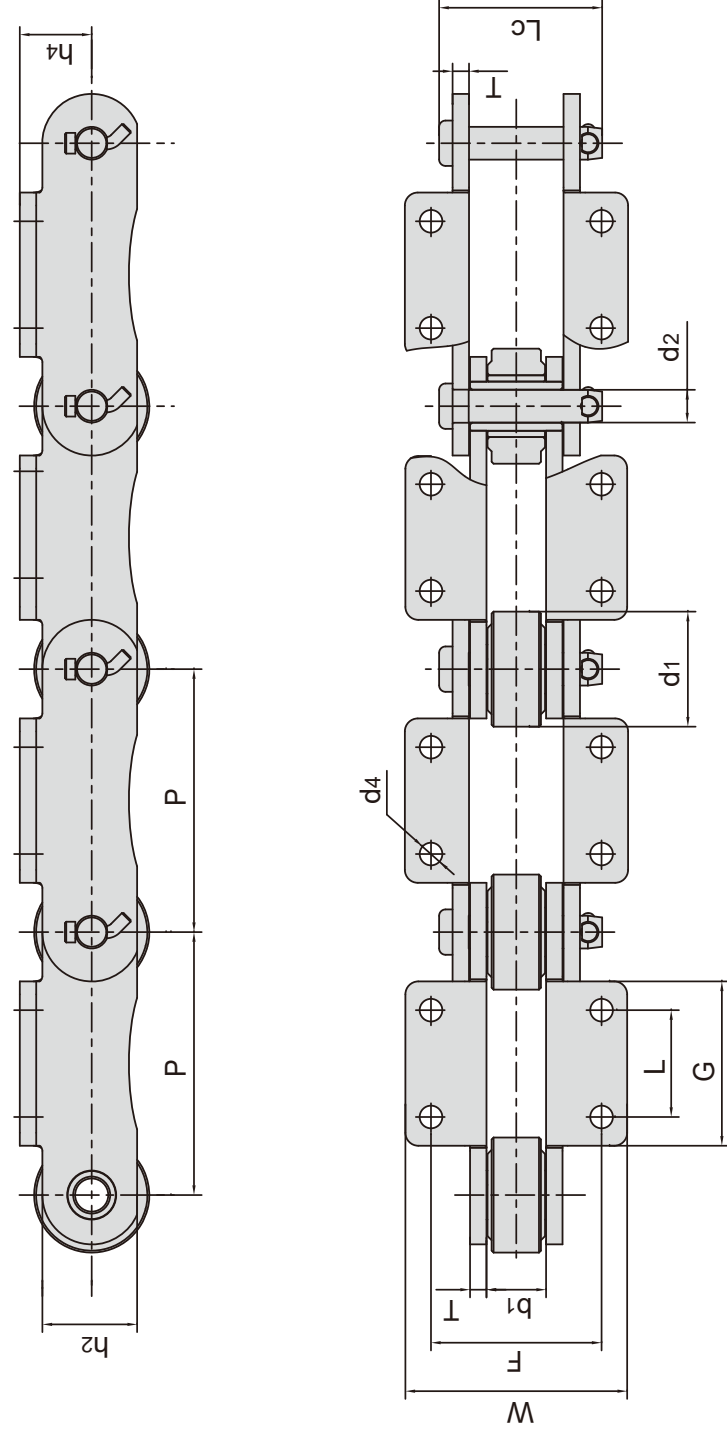


| 东华链号 Donghua Chain No. | 节距 Pitch | 销轴直径 Pin diameter | 螺纹直径 Diameter of thread | 加长销加长部分尺寸 Extended part size of the extended pin | 销轴长度 Pin length | 加长销装配方式 Assembly method of the extended pin |
|------------------------------|-------------|-------------------------|-------------------------------|---|-----------------------|---|
| | P mm | d2 max mm | M mm | L1 mm | L2 max mm | |
| P101.6F2 | 101.60 | 19.10 | M16 | 36.00 | 80.00 | 每节、每4节、 每6节、每8节等 every link every 4 link every 6 link every 8 link etc |
| P152F5 | 152.40 | 26.90 | M20 | 24.00 | 80.00 | |
| P152F17 | 152.40 | 27.00 | M24 | 50.00 | 115.00 | |
| PO152F1 | 152.40 | 32.00 | M30 | 64.00 | 154.00 | |
| PO152F3 | 152.40 | 27.00 | M20 | 45.00 | 110.00 | |
| PO152F4 | 152.40 | 21.84 | 0.75-UNC-2 | 88.10 | 134.10 | |
| PO152F25 | 152.40 | 32.00 | M24 | 50.00 | 136.00 | |



| 东华链号 Donghua Chain No. | 节距 Pitch | 销轴直径 Pin diameter | 螺纹直径 Diameter of thread | 加长销加长部分尺寸 Extended part size of the extended pin | 销轴长度 Pin length | 加长销装配方式 Assembly method of the extended pin |
|------------------------------|-------------|-------------------------|-------------------------------|---|-----------------------|---|
| | P mm | d2 max mm | M mm | L1 mm | L2 max mm | |
| 90R-S | 101.60 | 19.10 | M16 | 36.00 | 80.00 | 每节、每4节、 每6节、每8节等 every link every 4 link every 6 link every 8 link etc |
| P101.6F2 | 101.60 | 26.90 | M20 | 24.00 | 80.00 | |
| P101.6F2K2(d) | 101.60 | 27.00 | M24 | 50.00 | 115.00 | |
| P152F17 | 152.40 | 32.00 | M30 | 64.00 | 154.00 | |
| P152F29 | 152.40 | 27.00 | M20 | 45.00 | 110.00 | |
| P76.7 | 76.70 | 21.84 | 0.75-UNC-2 | 88.10 | 134.10 | |
| P152F25 | 152.40 | 32.00 | M24 | 50.00 | 136.00 | |

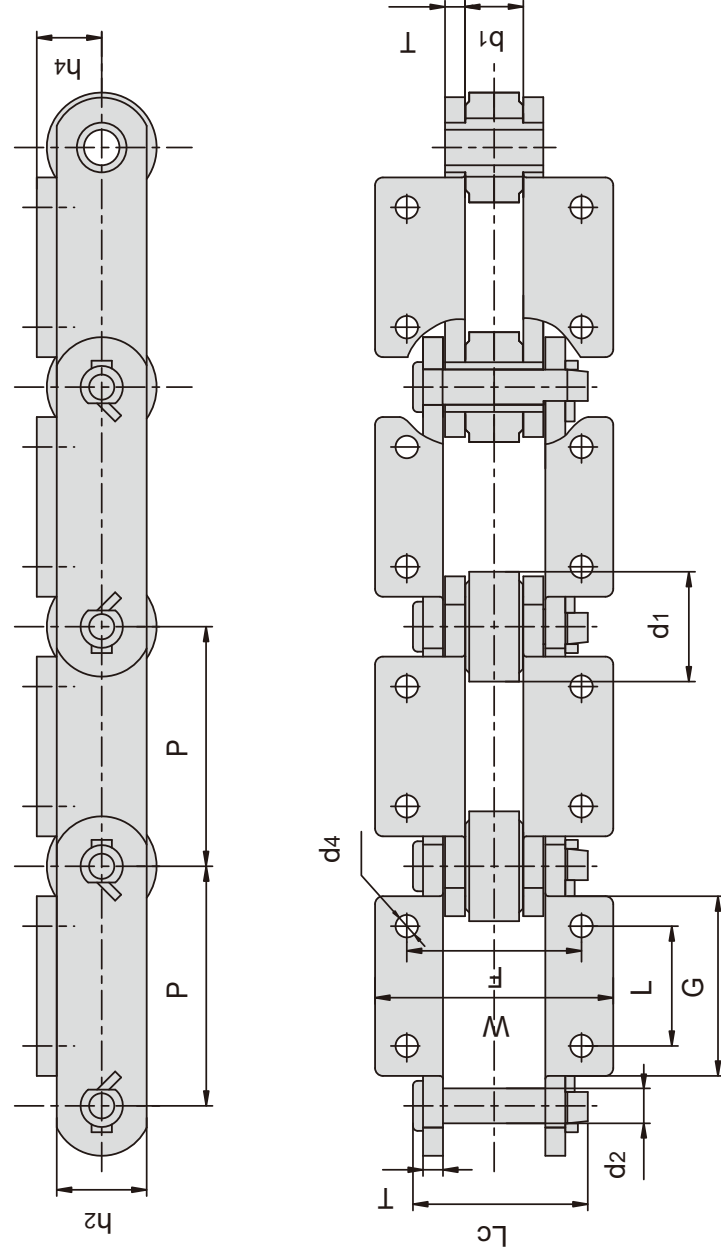
糖机链 Sugar mill chains



| 东华链号 Donghua Chain No. | 节距 Pitch | 滚子直径 Roller diameter | 内节内宽 Width between inner plates | 销轴直径 Pin diameter | 销轴长度 Pin length | 链板高度 Plate depth | 链板厚度 Plate thickness | 抗拉强度 Tensile strength | 平均抗拉强度 Average tensile strength | 每米重量 Weight per meter |
|------------------------------|-------------|----------------------------|--|-------------------------|-----------------------|------------------------|----------------------------|-----------------------------|--|--------------------------------|
| | P mm | d1 max mm | b1 mm | d2 max mm | Lc max mm | h2 max mm | T max mm | Q min kN/lbf | Q0 kN | q kg/m |
| P152F68K2 | 152.4 | 69.85 | 37.1 | 22.23 | 111.2 | 57.2 | 12.70 | 413/92842 | 455.0 | 26.50 |
| P152F97K2 | 152.4 | 76.20 | 38.1 | 26.90 | 116.6 | 60.3 | 12.70 | 450/101160 | 495.0 | 30.70 |
| P152F101K2 | 152.4 | 69.85 | 37.1 | 18.90 | 96.6 | 54.1 | 9.52 | 311/69913 | 345.0 | 24.68 |
| SM203.2F3K2 | 203.2 | 88.90 | 46.0 | 25.32 | 126.0 | 71.4 | 12.70 | 520/116900 | 545.0 | 37.70 |
| SM203.2F4K2 | 203.2 | 88.90 | 46.0 | 25.32 | 126.0 | 73.2 | 12.70 | 585/131513 | 614.0 | 35.90 |
| SM203.2F5K2 | 203.2 | 88.90 | 46.0 | 25.32 | 126.0 | 70.0 | 12.70 | 480/107908 | 504.0 | 37.60 |

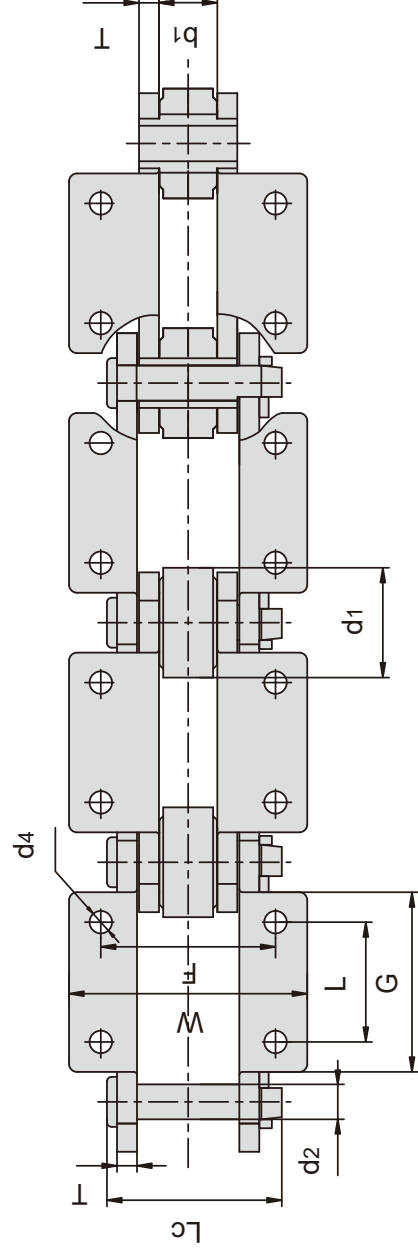
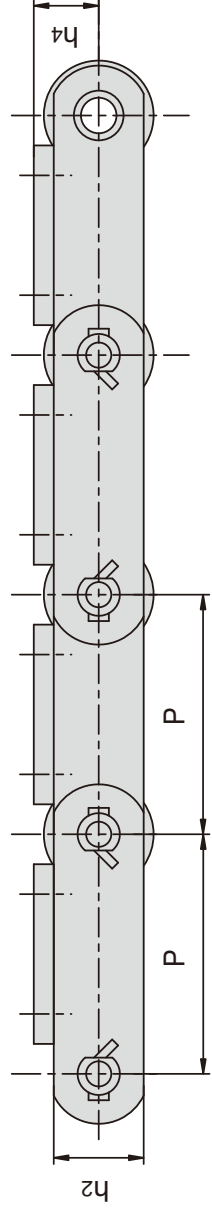
| 东华链号 Donghua Chain No. | P mm | G mm | L mm | F mm | W mm | h4 mm | d4 mm |
|------------------------------|---------|---------|---------|---------|---------|----------|----------|
| P152F68K2 | 152.4 | 114.3 | 76.2 | 111.10 | 151.5 | 41.30 | 14.30 |
| P152F97K2 | 152.4 | 111.3 | 76.2 | 111.10 | 148.6 | 42.92 | 14.30 |
| P152F101K2 | 152.4 | 139.7 | 76.2 | 111.20 | 169.1 | 41.40 | 14.20 |
| SM203.2F3K2 | 203.2 | 152.4 | 82.6 | 131.76 | 182.6 | 55.50 | 19.05 |
| SM203.2F4K2 | 203.2 | 127.0 | 82.6 | 131.76 | 171.4 | 55.50 | 17.50 |
| SM203.2F5K2 | 203.2 | 152.4 | 82.6 | 133.80 | 191.0 | 54.50 | 19.05 |

糖机链 Sugar mill chains



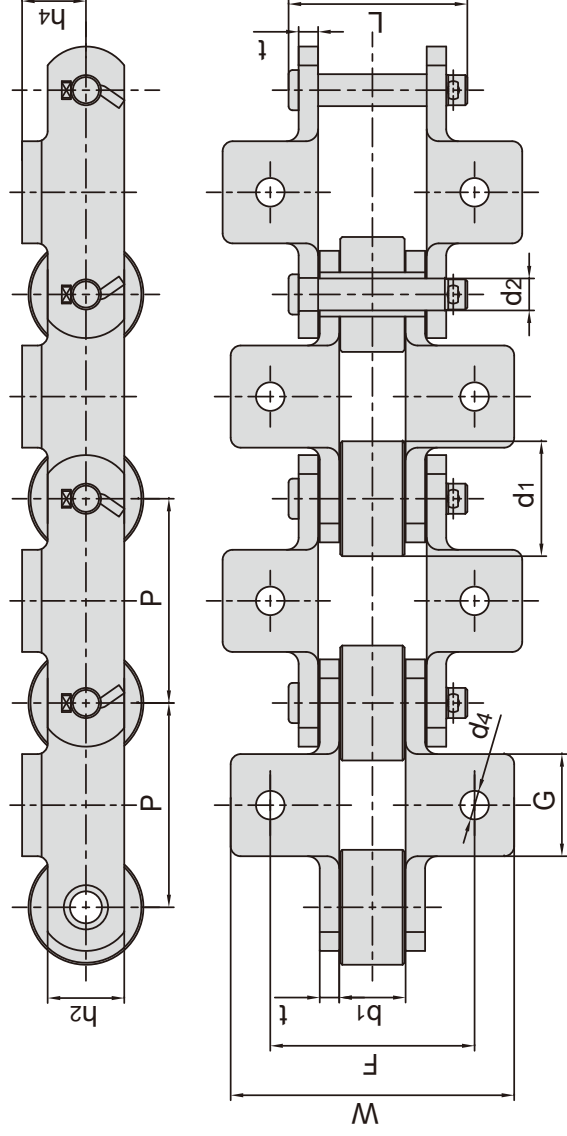
| 东华链号 Donghua Chain No. | 节距 Pitch P mm | 滚子直径 Roller diameter d1 max mm | 内节内宽 Width between inner plates b1 min mm | 销轴直径 Pin diameter d2 max mm | 销轴长度 Pin length Lc max mm | 链板高度 Plate depth h2 max mm | 链板厚度 Plate thickness T max mm | 抗拉强度 Tensile strength Q min kN/lbf | 平均抗拉强度 Average tensile strength Q0 kN | 每米长重 Weight per meter q kg/m |
|------------------------------|------------------------|---|---|--|--|---|--|---|--|---|
| | | SM150F1K2 | 150.00 | 85.00 | 55.00 | 23.90 | 128.00 | 70.00 | 12.00 | 450.0/101160 |
| DH 9063 | 152.40 | 76.20 | 38.10 | 23.83 | 103.20 | 61.00 | 10.30 | 445.0/100000 | 489.0 | 27.5 |
| DH 2198 | 152.40 | 69.85 | 38.10 | 22.23 | 111.20 | 57.15 | 12.70 | 404.5/91000 | 445.0 | 27.9 |
| P152F78K2 | 152.40 | 69.85 | 37.60 | 22.23 | 97.10 | 57.20 | 9.52 | 376.0/84500 | 410.0 | 26.2 |
| P152F78K2F1 | 152.40 | 69.85 | 37.60 | 22.23 | 97.10 | 57.20 | 9.52 | 400.0/89920 | 440.0 | 26.68 |
| P152F83K2 | 152.40 | 69.85 | 37.10 | 21.85 | 108.00 | 57.20 | 12.70 | 413.0/92842 | 454.3 | 28.50 |
| P152F87K2 | 152.40 | 76.20 | 38.10 | 23.83 | 103.20 | 60.30 | 10.30 | 438.0/98462 | 481.8 | 28.45 |
| P152F93K2 | 152.40 | 76.20 | 37.60 | 22.23 | 97.10 | 57.20 | 9.52 | 376.0/84500 | 410.0 | 26.2 |
| P152F103 | 152.40 | 76.20 | 39.40 | 28.58 | 115.90 | 69.85 | 12.70 | 390.0/87672 | 429.0 | 34.50 |
| SM152F25K2 | 152.40 | 50.80 | 30.00 | 11.10 | 69.00 | 38.10 | 6.40 | 80.0/17984 | 88.0 | 11.00 |
| SM152F29K2 | 152.40 | 69.90 | 38.10 | 22.23 | 112.80 | 57.20 | 12.70 | 450.0/101160 | 495.0 | 28.70 |
| SM152F33K2 | 152.40 | 76.20 | 38.10 | 27.00 | 112.00 | 60.50 | 12.70 | 400.0/89920 | 440.0 | 32.40 |
| SM152F46K2 | 152.40 | 69.85 | 37.80 | 19.05 | 97.20 | 50.80 | 9.70 | 285.0/64068 | 311.3 | 24.20 |
| SM152F57K2 | 152.40 | 76.20 | 38.10 | 22.23 | 100.00 | 57.20 | 9.50 | 350.0/78680 | 385.0 | 25.60 |
| P203.2F8 | 203.20 | 88.90 | 45.30 | 25.40 | 123.00 | 71.40 | 12.70 | 615.0/138252 | 676.5 | 37.25 |
| SM203.2F1K2 | 203.20 | 107.95 | 92.10 | 38.10 | 170.00 | 88.90 | 12.70 | 760.0/170848 | 836.0 | 67.68 |
| SM203.2F15K2 | 203.20 | 88.90 | 46.00 | 25.40 | 120.90 | 69.90 | 12.70 | 444.8/99991 | 489.3 | 36.60 |
| SM228.6F16K2 | 228.60 | 76.00 | 42.00 | 22.23 | 104.00 | 64.00 | 10.00 | 400.0/89920 | 440.0 | 28.00 |
| SM304.8F18K2 | 304.80 | 101.60 | 69.85 | 34.80 | 163.80 | 88.90 | 16.00 | 1200.0/269760 | 1320.0 | 57.21 |

糖机链
Sugar mill chains



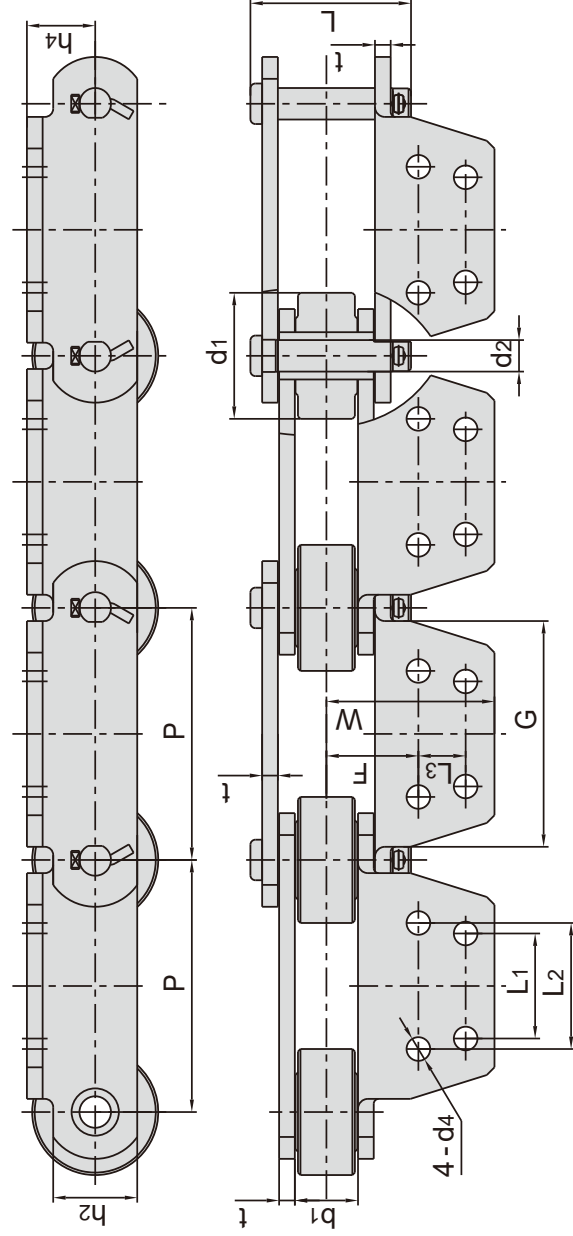
| 东华链号 Donghua Chain No. | P mm | G mm | L mm | F mm | W mm | h4 mm | d4 mm |
|------------------------------|---------|---------|---------|---------|---------|----------|----------|
| SM150F1K2 | 150.00 | 95.00 | 55.00 | 155.00 | 233.00 | 55.00 | 15.00 |
| DH 9063 | 152.40 | 114.30 | 76.20 | 111.13 | 165.86 | 44.45 | 14.30 |
| DH 2198 | 152.40 | 114.30 | 76.20 | 111.25 | 152.40 | 41.40 | 14.30 |
| P152F78K2 | 152.40 | 114.30 | 76.20 | 111.00 | 165.00 | 41.30 | 14.00 |
| P152F78K2F1 | 152.40 | 114.30 | 76.20 | 111.00 | 165.00 | 41.30 | 13.00 |
| P152F83K2 | 152.40 | 111.00 | 76.20 | 111.60 | 152.20 | 41.30 | 14.30 |
| P152F87K2 | 152.40 | 114.30 | 76.20 | 111.40 | 165.00 | 44.50 | 14.30 |
| P152F93K2 | 152.40 | 110.00 | 76.20 | 111.00 | 146.00 | 44.50 | 14.30 |
| P152F103 | 152.40 | 108.00 | 76.20 | 111.10 | 147.60 | 50.80 | 14.30 |
| SM152F25K2 | 152.40 | 88.90 | 50.80 | 101.60 | 143.80 | 31.75 | 10.40 |
| SM152F29K2 | 152.40 | 111.30 | 76.20 | 111.30 | 146.10 | 41.10 | 14.20 |
| SM152F33K2 | 152.40 | 114.30 | 76.20 | 111.30 | 169.40 | 42.90 | 14.20 |
| SM152F46K2 | 152.40 | 136.70 | 76.20 | 111.20 | 152.40 | 41.10 | 14.20 |
| SM152F57K2 | 152.40 | 110.00 | 76.20 | 111.20 | 170.00 | 41.50 | 15.00 |
| P203.2F8 | 203.20 | 165.00 | 114.30 | 132.00 | 183.00 | 55.50 | 17.50 |
| SM203.2F1K2 | 203.20 | 146.00 | 82.60 | 193.70 | 260.30 | 69.90 | 17.50 |
| SM203.2F15K2 | 203.20 | 127.00 | 82.60 | 131.80 | 183.40 | 55.60 | 17.50 |
| SM228.6F16K2 | 228.60 | 152.00 | 100.00 | 156.50 | 222.50 | 42.00 | 14.00 |
| SM304.8F18K2 | 304.80 | 203.20 | 152.40 | 203.20 | 257.80 | 69.85 | 17.50 |

糖机链 Sugar mill chains



| 东华链号 Donghua Chain No. | 节距 Pitch P mm | 滚子直径 Roller diameter d1 max mm | 内节内宽 Width between inner plates b1 min mm | 销轴直径 Pin diameter d2 max mm | 销轴长度 Pin length L max mm | 链板高度 Plate depth h2 max mm | 链板厚度 Plate thickness t max mm | 抗拉强度 Tensile strength Q min kN/lbf | 每米长重 Weight per meter q kg/m |
|------------------------------|------------------------|---|---|--|---|---|--|---|---|
| | | | | | | | | | |

| 东华链号 Donghua Chain No. | P mm | G mm | F mm | W mm | h4 mm | d4 mm |
|------------------------------|---------|---------|---------|---------|----------|----------|
| | | | | | | |

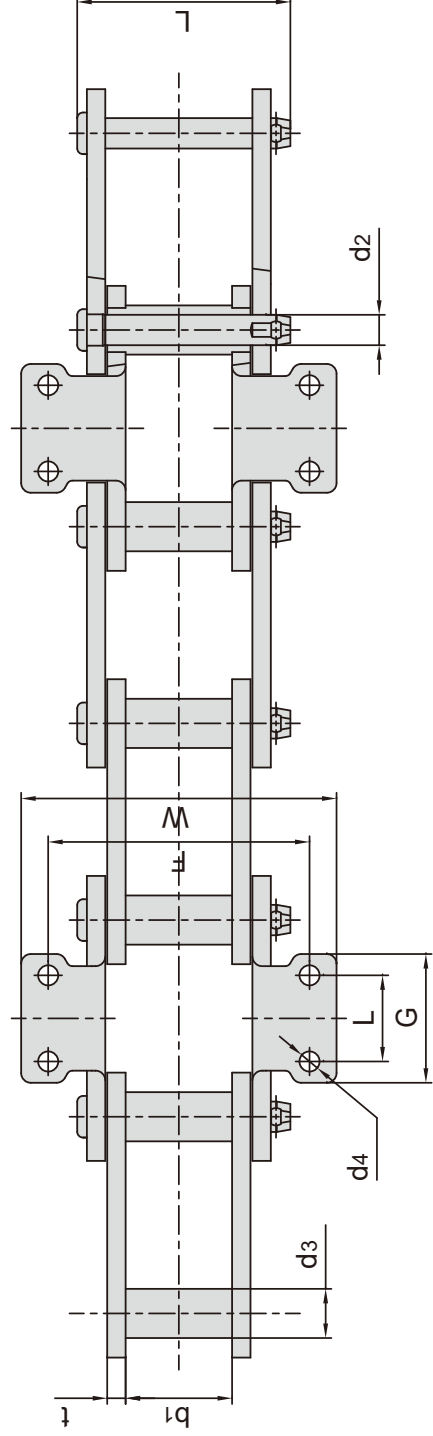
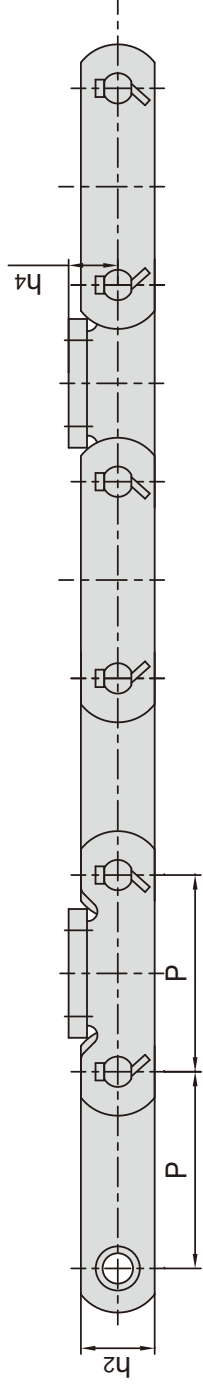


| 东华链号 Donghua Chain No. | 节距 Pitch P mm | 滚子直径 Roller diameter d1 max mm | 内节内宽 Width between inner plates b1 min mm | 销轴直径 Pin diameter d2 max mm | 销轴长度 Pin length L max mm | 链板高度 Plate depth h2 max mm | 链板厚度 Plate thickness t max mm | 抗拉强度 Tensile strength Q min kN/lbf | 每米长重 Weight per meter q kg/m |
|------------------------------|------------------------|---|---|--|---|---|--|---|---|
| | | | | | | | | | |

| 东华链号 Donghua Chain No. | P mm | G mm | F mm | W mm | h4 mm | d4 mm | L1 mm | L2 mm | L3 mm |
|------------------------------|---------|---------|---------|---------|----------|----------|----------|----------|----------|
| | | | | | | | | | |

糖机链

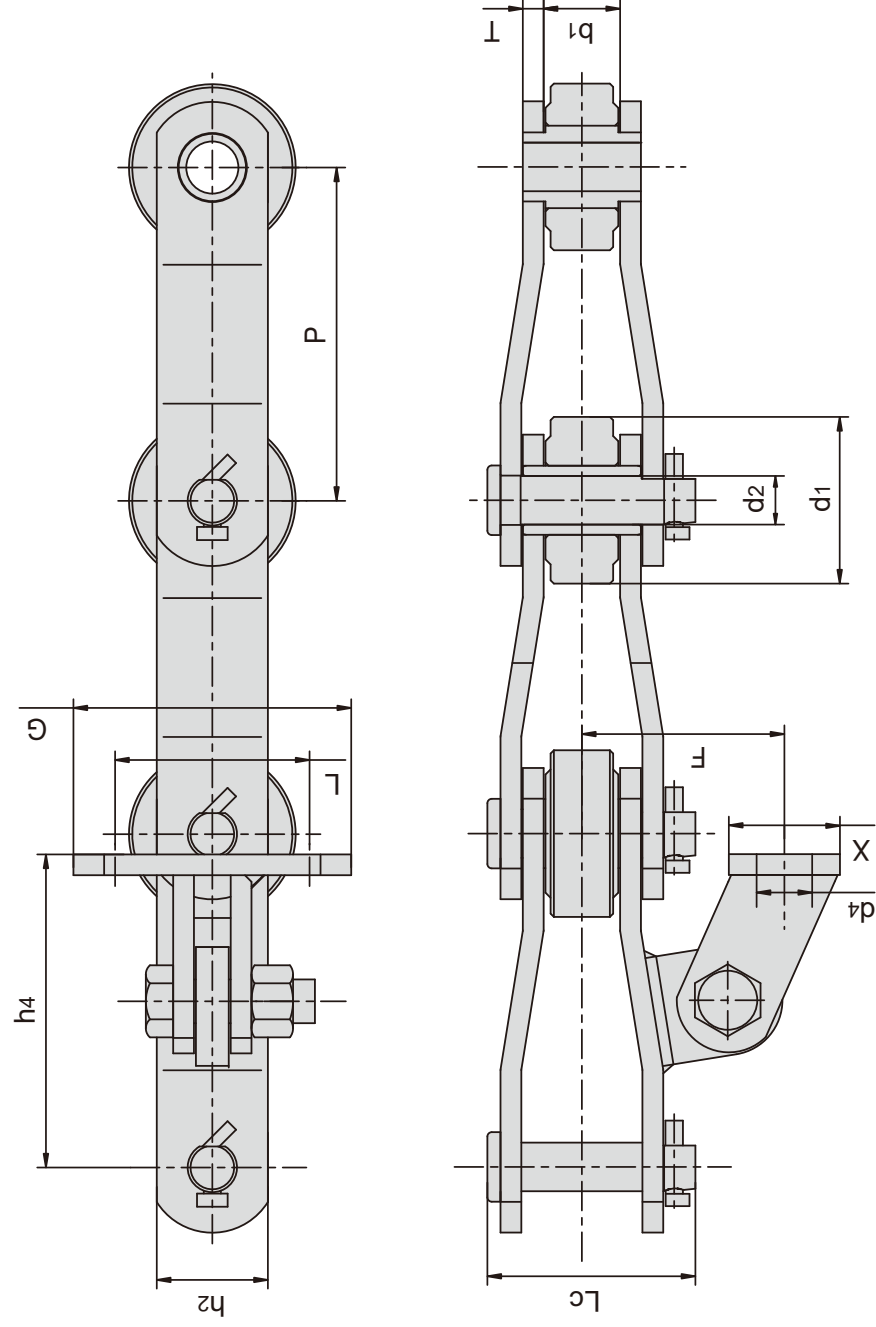
Sugar mill chains



| 东华链号 Donghua Chain No. | 节距 Pitch P mm | 套筒直径 Bush diameter d3 max mm | 内节内宽 Width between inner plates b1 min mm | 销轴直径 Pin diameter d2 max mm | 销轴长度 Pin length L max mm | 链板高度 Plate depth h2 max mm | 链板厚度 Plate thickness t max mm | 抗拉强度 Tensile strength Q min kN/lbf | 每米长重 Weight per meter q kg/m |
|------------------------------|------------------------|---|---|--|---|---|--|---|---|
| | | | | | | | | | |
| S102BF6K2 | 101.60 | 25.40 | 54.00 | 15.70 | 110.50 | 38.10 | 9.50 | 160.0/35968 | 11.25 |
| SM152F56K2 | 152.4 | 36.58 | 66.50 | 19.05 | 126.00 | 58.80 | 9.70 | 330.0/74184 | 17.26 |

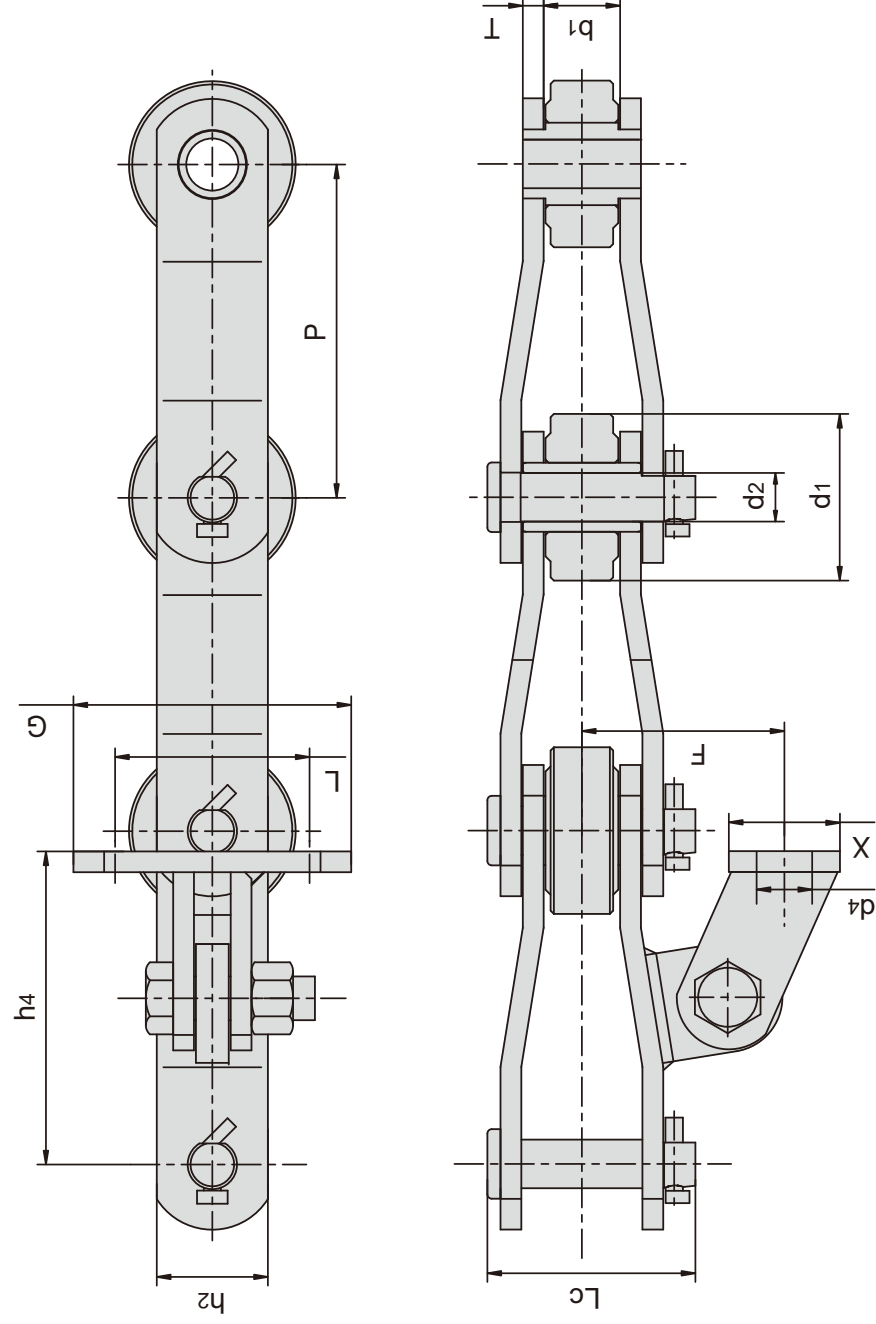
| 东华链号 Donghua Chain No. | P mm | G mm | L mm | F mm | W mm | h4 mm | d4 mm |
|------------------------------|---------|---------|---------|---------|---------|----------|----------|
| | | | | | | | |
| S102BF6K2 | 101.60 | 66.50 | 44.50 | 134.90 | 162.80 | 25.40 | 10.40 |
| SM152F56K2 | 152.40 | 114.30 | 58.70 | 158.75 | 212.85 | 38.10 | 13.50 |

糖机链
Sugar mill chains



| 东华链号 Donghua Chain No. | 节距 Pitch | 滚子直径 Roller diameter | 内节内宽 Width between inner plates | 销轴直径 Pin diameter | 销轴长度 Pin length | 链板高度 Plate depth | 链板厚度 Plate thickness | 抗拉强度 Tensile strength | 平均抗拉强度 Average tensile strength |
|------------------------------|-------------|----------------------------|--|-------------------------|-----------------------|------------------------|----------------------------|-----------------------------|--|
| | P mm | d1 max mm | b1 mm | d2 max mm | L max mm | h2 max mm | T max mm | Q min kN/lbf | Q0 kN |
| SM101.6F1-AS2 | 101.60 | 50.80 | 33.28 | 17.45 | 77.00 | 38.10 | 8.00 | 160.0/35968 | 176.0 |
| SM101.6F10-AS2 | 101.60 | 50.80 | 32.60 | 17.50 | 83.00 | 44.50 | 7.90 | 138.1/31045 | 155.0 |
| P152F77-AS2 | 152.40 | 76.20 | 34.50 | 22.23 | 95.10 | 50.80 | 9.52 | 263.0/59122 | 290.0 |
| P152F87-AS2 | 152.40 | 76.20 | 38.10 | 23.83 | 103.20 | 60.30 | 10.30 | 438.0/98462 | 485.0 |
| P152F146-AS2 | 152.40 | 76.20 | 39.80 | 23.83 | 113.00 | 63.50 | 12.70 | 453.6/101834 | 450.0 |
| P152F153-AS2F1 | 152.40 | 70.00 | 34.60 | 22.23 | 95.80 | 57.00 | 10.00 | 263.0/59122 | 290.0 |
| P152F154-AS2F1 | 152.40 | 72.00 | 34.96 | 18.85 | 73.80 | 50.80 | 9.52 | 250.0/56200 | 275.0 |
| SM152F6-AS2 | 152.40 | 76.20 | 38.10 | 22.23 | 97.10 | 57.20 | 9.52 | 362.0/81377 | 400.0 |
| SM152F14-AS2 | 152.40 | 76.20 | 34.90 | 22.20 | 96.35 | 55.80 | 9.50 | 362.6/81512 | 400.0 |
| SM152F16-AS2 | 152.40 | 76.20 | 37.00 | 24.00 | 110.00 | 64.00 | 12.00 | 600.0/134880 | 660.0 |
| SM152F31-AS2 | 152.40 | 76.20 | 34.96 | 22.23 | 97.50 | 50.80 | 9.53 | 328.0/73734 | 380.0 |
| SM152F43-AS2 | 152.40 | 76.20 | 38.90 | 23.75 | 111.50 | 63.50 | 12.70 | 445.4/100126 | 490.0 |
| P203.2F9 | 203.20 | 88.90 | 46.00 | 25.40 | 118.20 | 69.90 | 12.70 | 615.0/138252 | 680.0 |
| SM203.2 | 203.20 | 88.90 | 41.30 | 30.16 | 130.00 | 69.90 | 15.00 | 700.0/157360 | 770.0 |
| SM203.2F7-AS2 | 203.20 | 89.00 | 46.10 | 25.40 | 125.00 | 76.20 | 12.70 | 700.0/157360 | 770.0 |
| SM203.2F18-AS2 | 203.20 | 88.90 | 46.10 | 25.40 | 123.00 | 70.00 | 12.70 | 620.0/139376 | 690.0 |

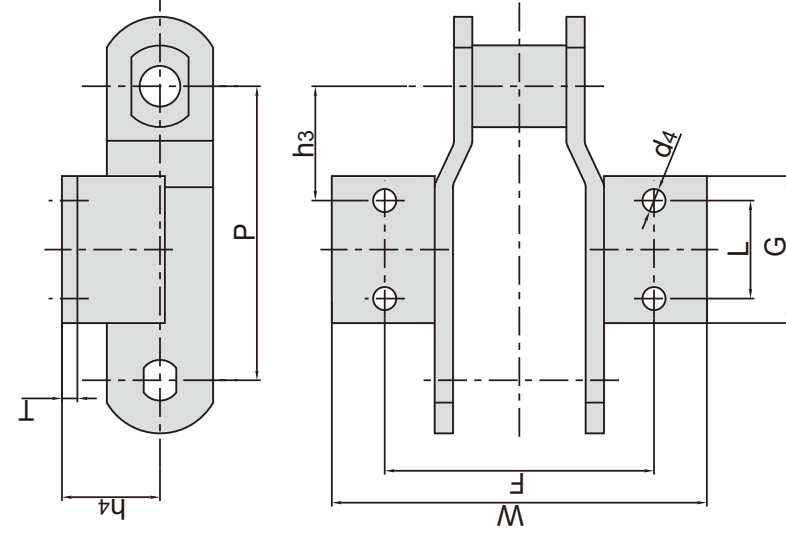
糖机链
Sugar mill chains



| 东华链号 Donghua Chain No. | P mm | G mm | L mm | F mm | X mm | h4 mm | d4 mm |
|------------------------------|---------|---------|---------|---------|---------|----------|----------|
| SM101.6F1-AS2 | 101.60 | 120.65 | 69.85 | 85.85 | 50.80 | 90.93 | 14.70 |
| SM101.6F10-AS2 | 101.60 | 111.00 | 84.10 | 74.60 | 44.50 | 80.90 | 11.10 |
| P152F77-AS2 | 152.40 | 127.00 | 88.90 | 92.10 | 50.80 | 143.00 | 14.20 |
| P152F87-AS2 | 152.40 | 127.00 | 88.90 | 100.00 | 50.80 | 143.00 | 14.20 |
| P152F146-AS2 | 152.40 | 127.00 | 89.00 | 105.00 | 63.50 | 121.40 | 15.00 |
| P152F153-AS2F1 | 152.40 | 122.00 | 84.00 | 95.84 | 50.00 | 113.20 | 14.00 |
| P152F154-AS2F1 | 152.40 | 127.00 | 81.00 | 114.67 | 50.80 | 127.00 | 15.00 |
| SM152F6-AS2 | 152.40 | 127.10 | 88.90 | 92.10 | 50.80 | 143.00 | 14.30 |
| SM152F14-AS2 | 152.40 | 127.00 | 88.90 | 93.65 | 50.80 | 142.85 | 14.20 |
| SM152F16-AS2 | 152.40 | 127.00 | 89.00 | 97.00 | 50.80 | 142.80 | 14.00 |
| SM152F31-AS2 | 152.40 | 127.00 | 88.90 | 92.10 | 50.80 | 130.55 | 14.20 |
| SM152F43-AS2 | 152.40 | 127.00 | 88.90 | 104.60 | 50.80 | 130.00 | 14.20 |
| P203.2F9 | 203.20 | 127.00 | 88.90 | 107.10 | 50.80 | 168.40 | 14.20 |
| SM203.2 | 203.20 | 127.00 | 88.90 | 107.18 | 50.80 | 168.40 | 14.30 |
| SM203.2F7-AS2 | 203.20 | 127.00 | 88.90 | 107.10 | 50.80 | 168.40 | 14.20 |
| SM203.2F18-AS2 | 203.20 | 127.00 | 88.90 | 107.10 | 50.80 | 168.30 | 14.20 |

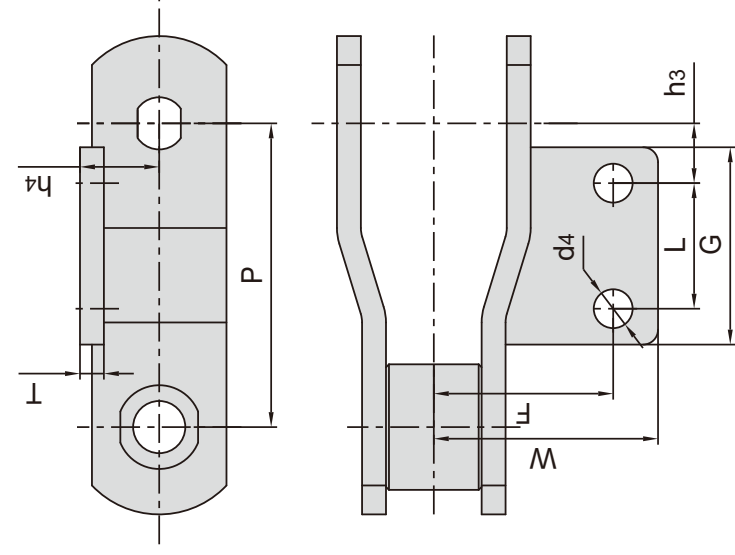
糖机链 Sugar mill chains

带焊接K2附件
With welded K2 attachment



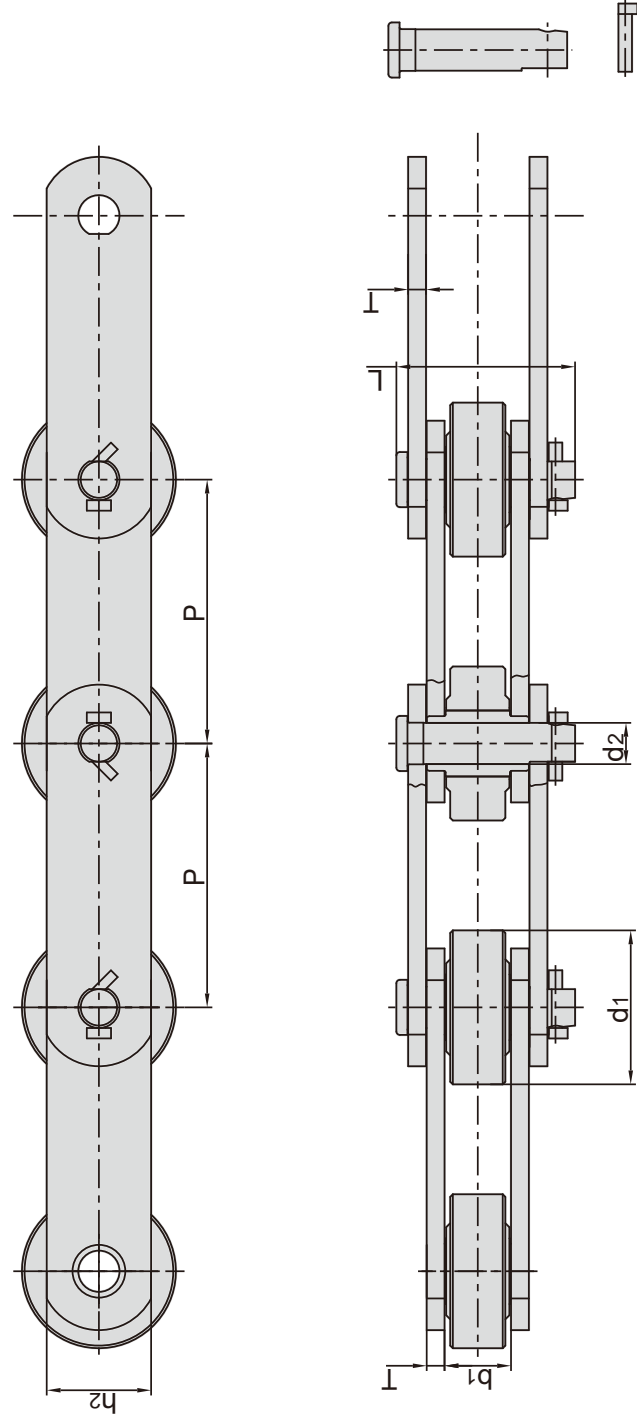
| 东华链号 Donghua Chain No. | P | F | W | L | G | h3 | h4 | d4 | T |
|------------------------------|-------------|-------------|-------------|------------|-------------|------------|------------|------------|------------|
| SM228.6F3K2 | mm 228.6 | mm 209.6 | mm 291.3 | mm 76.2 | mm 114.3 | mm 88.9 | mm 76.2 | mm 18.0 | mm 12.0 |

带焊接A2附件
With welded A2 attachment



| 东华链号 Donghua Chain No. | P | F | W | L | G | h3 | h4 | d4 | T |
|------------------------------|-------------|----------|----------|----------|----------|----------|------------|------------|-----------|
| SM101.6F4A2 | mm 101.6 | mm 60 | mm 75 | mm 42 | mm 66 | mm 20 | mm 26.5 | mm 13.0 | mm 8.0 |

糖机链 Sugar mill chains

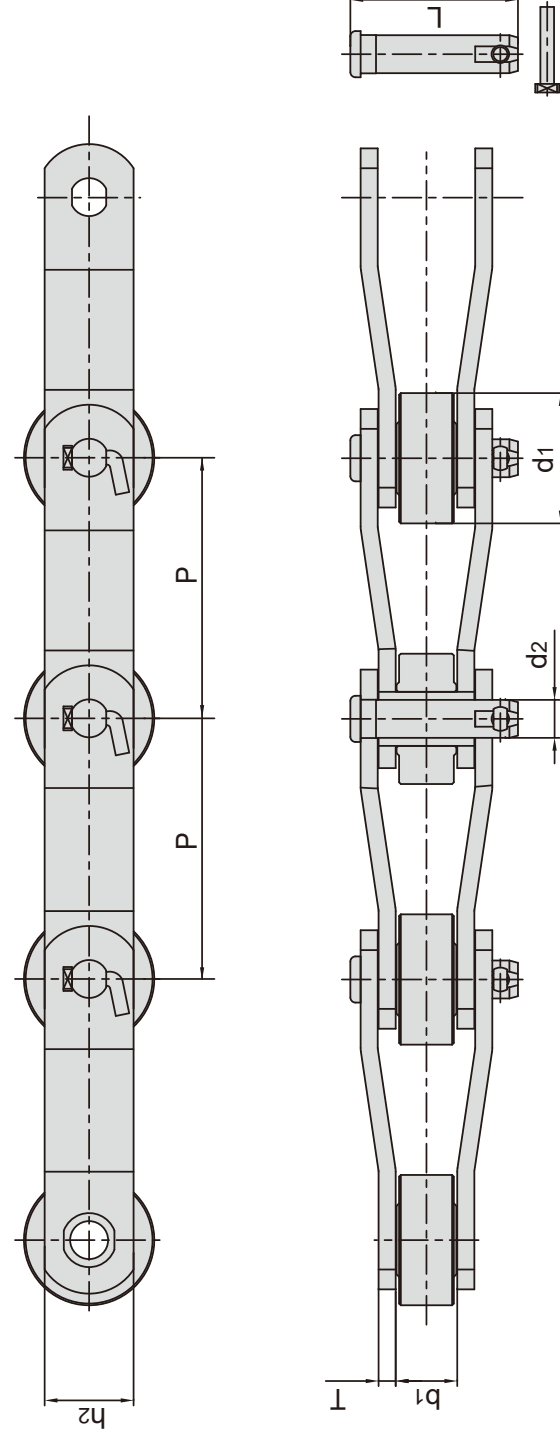


| 东华链号 Donghua Chain No. | 节距 Pitch P mm | 滚子直径 Roller diameter d1 max mm | 内节内宽 Width between inner plates b1 mm | 销轴直径 Pin diameter d2 max mm | 销轴长度 Pin length L max mm | 链板高度 Plate depth h2 max mm | 链板厚度 Plate thickness T max mm | 抗拉强度 Tensile strength Q min kN/lbf | 平均抗拉强度 Average tensile strength Q0 min kN | 每米长重 Weight per meter q kg/m |
|------------------------------|------------------------|---|--|--|---|---|--|---|---|---|
| | | | | | | | | 250.0/56200 | 275.0 | |
| P101.6F138* | 101.60 | 30.00 | 40.00 | 19.00 | 100.00 | 45.00 | 9.50 | 250.0/56200 | 275.0 | 12.50 |
| P152F78 | 152.40 | 69.85 | 38.10 | 22.23 | 97.10 | 57.20 | 9.52 | 400.0/89920 | 440.0 | 19.42 |
| P152F88 | 152.40 | 88.90 | 38.10 | 23.83 | 103.20 | 60.30 | 10.30 | 438.0/98462 | 480.0 | 22.23 |
| P152F114 | 152.40 | 70.00 | 37.10 | 25.00 | 98.00 | 75.00 | 9.52 | 600.0/134880 | 660.0 | 24.60 |
| P152F156 | 152.40 | 69.85 | 38.10 | 18.90 | 96.60 | 57.00 | 9.52 | 378.1/85001 | 416.0 | 18.95 |
| SM152F2 | 152.40 | 69.85 | 38.10 | 18.90 | 96.60 | 50.80 | 9.52 | 350.0/78680 | 385.0 | 17.27 |
| SM152F5 | 152.40 | 76.20 | 38.10 | 23.80 | 103.00 | 63.50 | 10.30 | 438.0/98462 | 480.0 | 19.89 |
| SM152F7 | 152.40 | 76.20 | 37.10 | 25.00 | 110.80 | 65.00 | 12.00 | 500.0/112400 | 550.0 | 26.42 |
| DH2600 | 152.40 | 88.90 | 67.46 | 25.35 | 125.90 | 76.20 | 9.52 | 606.0/136229 | 670.0 | 37.10 |
| SM203.2F11 | 203.20 | 89.90 | 46.00 | 25.40 | 124.00 | 76.20 | 12.70 | 690.0/155112 | 760.0 | 32.30 |

*套筒链：表中滚子直径d1为套筒直径

*Bush chain: d1 in the table indicates the external diameter of the bush.

糖机链 Sugar mill chains



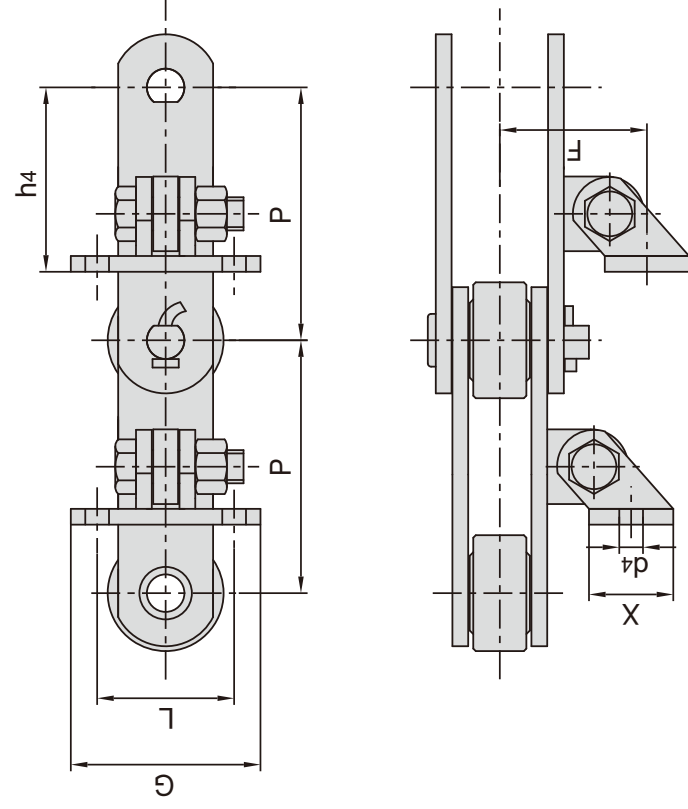
| 东华链号 Donghua Chain No. | 节距 Pitch P mm | 滚子直径 Roller diameter d ₁ max mm | 内节内宽 Width between inner plates b ₁ mm | 销轴直径 Pin diameter d ₂ max mm | 销轴长度 Pin length L max mm | 链板高度 Plate depth h ₂ max mm | 链板厚度 Plate thickness T max mm | 抗拉强度 Tensile strength Q min kN/lbf | 平均抗拉强度 Average tensile strength Q ₀ min kN | 每米长重 Weight per meter q kg/m |
|------------------------------|------------------------|---|--|--|---|---|--|---|---|---|
| | | | | | | | | | | |
| SM102* | 102.00 | 36.00 | 42.00 | 16.00 | 92.00 | 45.00 | 8.00 | 210.0/47208 | 230.0 | 11.59 |
| SM101.6F4* | 101.60 | 42.00 | 32.00 | 17.50 | 83.00 | 45.00 | 8.00 | 281.5/63281 | 309.7 | 12.30 |
| SM101.6F7* | 101.60 | 36.50 | 41.30 | 15.88 | 94.30 | 44.50 | 7.90 | 191.1/42959 | 210.0 | 11.84 |
| SM101.6F10 | 101.60 | 50.80 | 32.60 | 17.50 | 83.00 | 44.50 | 7.90 | 138.1/31045 | 151.9 | 13.29 |
| P152F77 | 152.40 | 76.20 | 35.00 | 22.23 | 95.10 | 50.80 | 9.52 | 263.0/59122 | 290.0 | 17.98 |
| P152F151 | 152.40 | 76.20 | 36.00 | 22.20 | 98.00 | 52.00 | 10.00 | 361.3/81220 | 397.4 | 19.10 |
| SM152F16 | 152.40 | 76.20 | 37.00 | 24.00 | 110.00 | 64.00 | 12.00 | 600.0/134880 | 660.0 | 26.20 |
| SM152F54 | 152.40 | 76.20 | 35.00 | 22.43 | 96.00 | 50.80 | 9.50 | 263.0/59122 | 290.0 | 17.90 |
| SM203.2F8 | 203.20 | 88.90 | 46.10 | 25.40 | 122.00 | 76.20 | 12.70 | 700.0/157360 | 770.0 | 31.10 |
| SM228.6F3* | 228.60 | 63.50 | 73.20 | 31.75 | 157.00 | 82.60 | 14.20 | 250.0/56200 | 275.0 | 33.60 |
| SM228.6F4 | 228.60 | 89.00 | 37.00 | 25.40 | 102.00 | 65.00 | 10.00 | 466.0/104756 | 512.5 | 21.20 |
| SM228.6F6 | 228.60 | 99.00 | 46.00 | 32.00 | 137.00 | 86.00 | 16.00 | 1150.0/258520 | 1265.0 | 41.80 |
| SM228.6F8 | 228.60 | 99.00 | 47.00 | 32.00 | 126.00 | 86.00 | 12.70 | 920.0/206816 | 1012.0 | 34.20 |

*套筒链: 表中滚子直径d₁为套筒直径

*Bush chain: d₁ in the table indicates the external diameter of the bush.

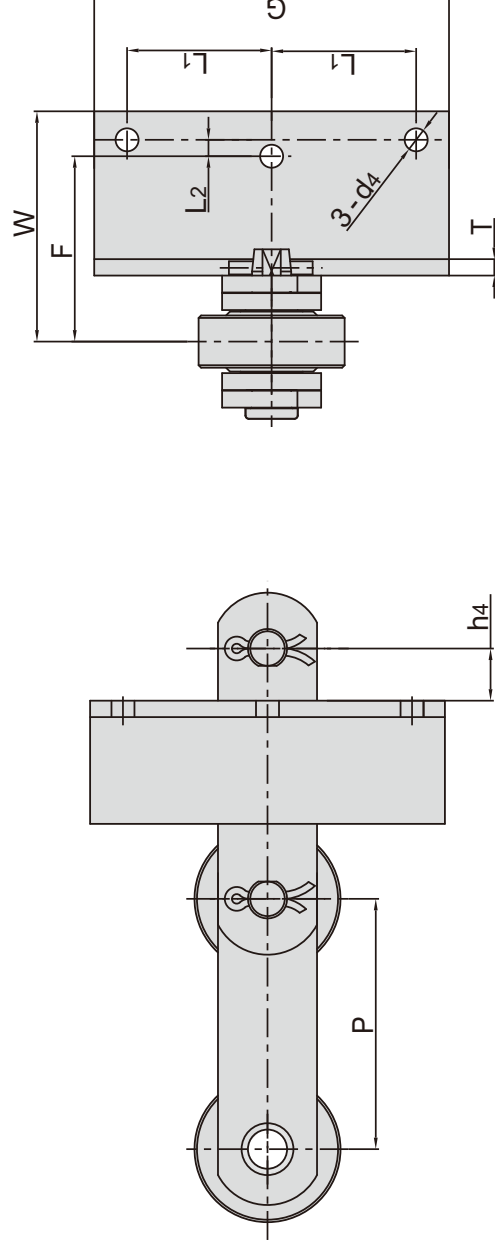
糖机链
Sugar mill chains

带AS2附件
With AS2 attachment



| 东华链号 Donghua Chain No. | P mm | G mm | L mm | F mm | X mm | h4 mm | d4 mm |
|------------------------------|---------|---------|---------|---------|---------|----------|----------|
| P152F78-AS2 | 152.40 | 114.30 | 82.55 | 88.90 | 50.80 | 111.12 | 14.30 |
| DH2600-AS2 | 152.40 | 127.00 | 88.90 | 120.70 | 50.80 | 143.00 | 14.20 |
| DH2600-AS2F2 | 152.40 | 127.00 | 88.90 | 120.60 | 50.80 | 146.00 | 13.50 |

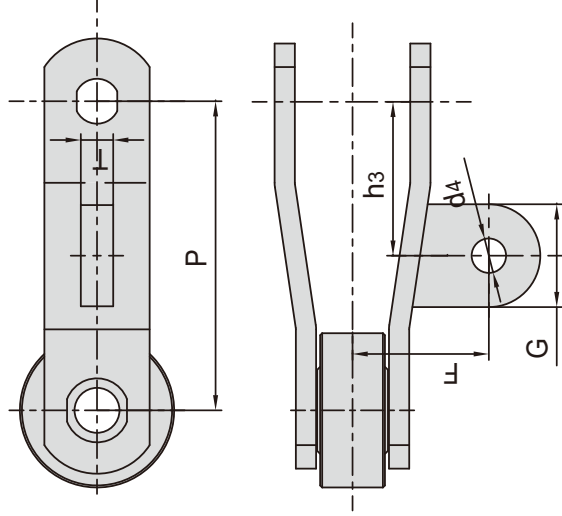
带F3附件
With F3 attachment



| 东华链号 Donghua Chain No. | P mm | F mm | W mm | h4 mm | d4 mm | G mm | L1 mm | L2 mm |
|------------------------------|---------|---------|---------|----------|----------|---------|----------|----------|
| P152F88-F3 | 152.40 | 112.80 | 140.10 | 31.75 | 14.00 | 216.00 | 88.00 | 10.00 |

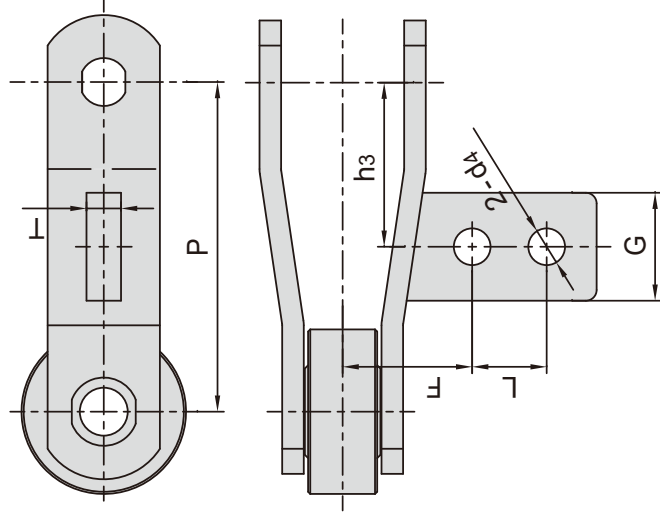
糖机链
Sugar mill chains

带A1附件
With A1 attachment



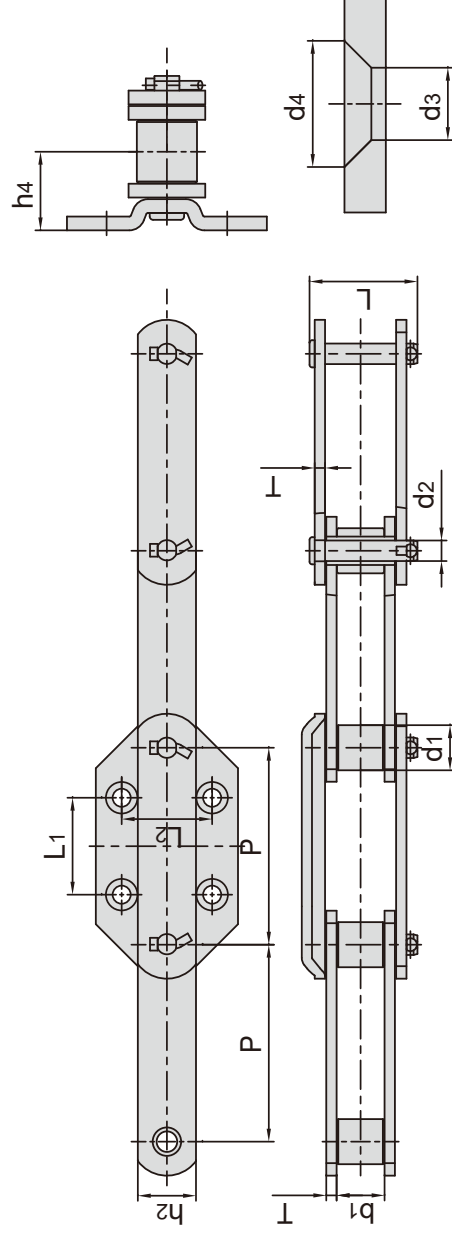
| 东华链号 Donghua Chain No. | P mm | F mm | G mm | d4 mm | h3 mm | T mm |
|------------------------------|---------|---------|---------|----------|----------|---------|
| SM101.6F5-A1 | 101.6 | 70.0 | 40.0 | 17.0 | 42.0 | 12.0 |
| SM101.6F7-AS2 | 101.6 | 63.6 | 38.1 | 13.0 | 50.0 | 9.5 |
| SM101.6F10-A1 | 101.6 | 54.0 | 42.0 | 16.7 | 50.8 | 12.7 |
| P152F77-AS2F3 | 152.4 | 66.7 | 65.0 | 17.0 | 76.2 | 16.0 |
| P152F148-AS2 | 152.4 | 68.0 | - | 22.0 | 74.0 | 16.0 |
| P152F151-A1 | 152.4 | 67.5 | 50.8 | 17.0 | 76.0 | 16.0 |
| SM228.6F4-AS2 | 228.6 | 80.0 | - | 21.0 | 95.0 | 20.0 |
| SM228.6F8-AS2 | 228.6 | 83.0 | - | 21.0 | 120.0 | 16.0 |
| SM203.2F7-A1F1 | 203.2 | 81.7 | 58.0 | 20.0 | 101.6 | 16.0 |
| SM203.2F8-AS2 | 203.2 | 82.0 | - | 21.0 | 102.0 | 16.0 |

带A2附件
With A2 attachment



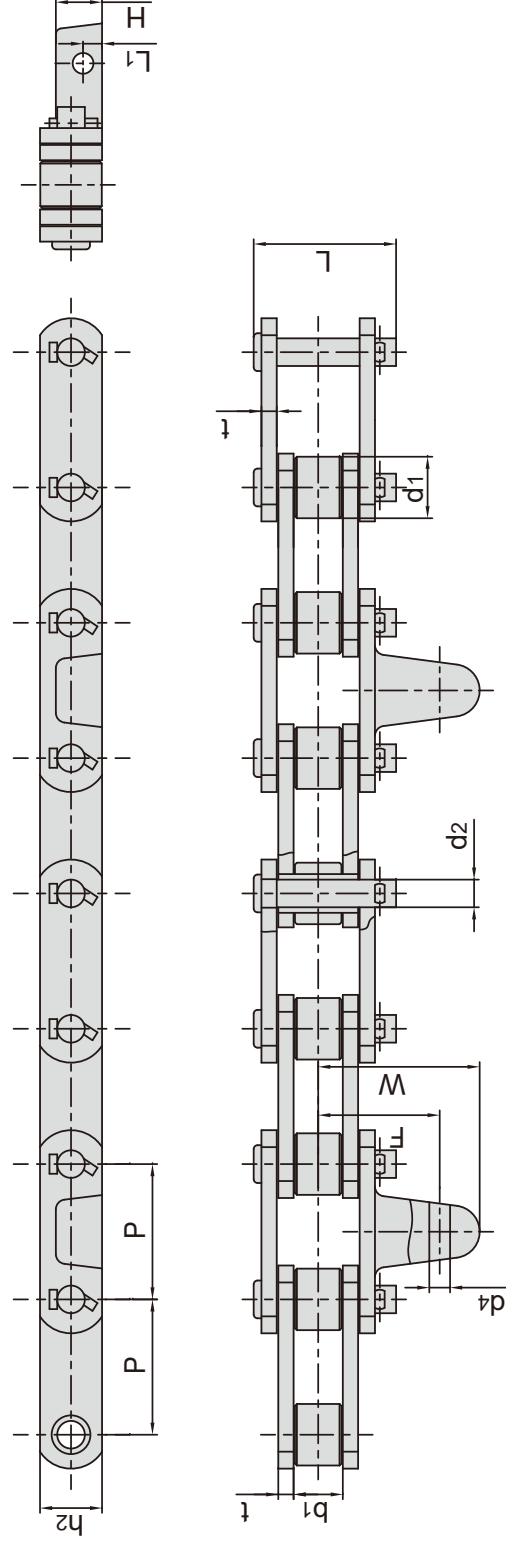
| 东华链号 Donghua Chain No. | P mm | F mm | G mm | d4 mm | h3 mm | L mm | T mm |
|------------------------------|---------|---------|---------|----------|----------|---------|---------|
| P152F77-A2 | 152.4 | 60.0 | 50.0 | 17.0 | 76.0 | 34.5 | 16.0 |
| P152F151-A2 | 152.4 | 60.0 | 50.0 | 17.0 | 76.0 | 34.5 | 16.0 |
| SM152F54-A2 | 152.4 | 60.0 | 50.0 | 17.0 | 76.0 | 34.5 | 16.0 |
| SM203.2F8-AS2F3 | 203.8 | 74.5 | 65.0 | 21.0 | 102.0 | 34.5 | 15.0 |
| SM203.2F8-AS2F5 | 203.8 | 74.5 | 65.0 | 21.0 | 102.0 | 50.0 | 15.0 |

糖机链 Sugar mill chains



| 东华链号 Donghua Chain No. | 节距 Pitch | 滚子直径 Roller diameter | 内节内宽 Width between inner plates | 销轴直径 Pin diameter | 销轴长度 Pin length | 链板高度 Plate depth | 链板厚度 Plate thickness | 抗拉强度 Tensile strength | 每米重量 Weight per meter |
|------------------------------|-------------|----------------------------|--|-------------------------|-----------------------|------------------------|----------------------------|-----------------------------|--------------------------------|
| | | | | | | | | | |
| P152F169SS-G4 | 152.4 | 34.9 | 37.1 | 15.9 | 83.5 | 44.5 | 8.0 | 190/42712 | 10.34 |

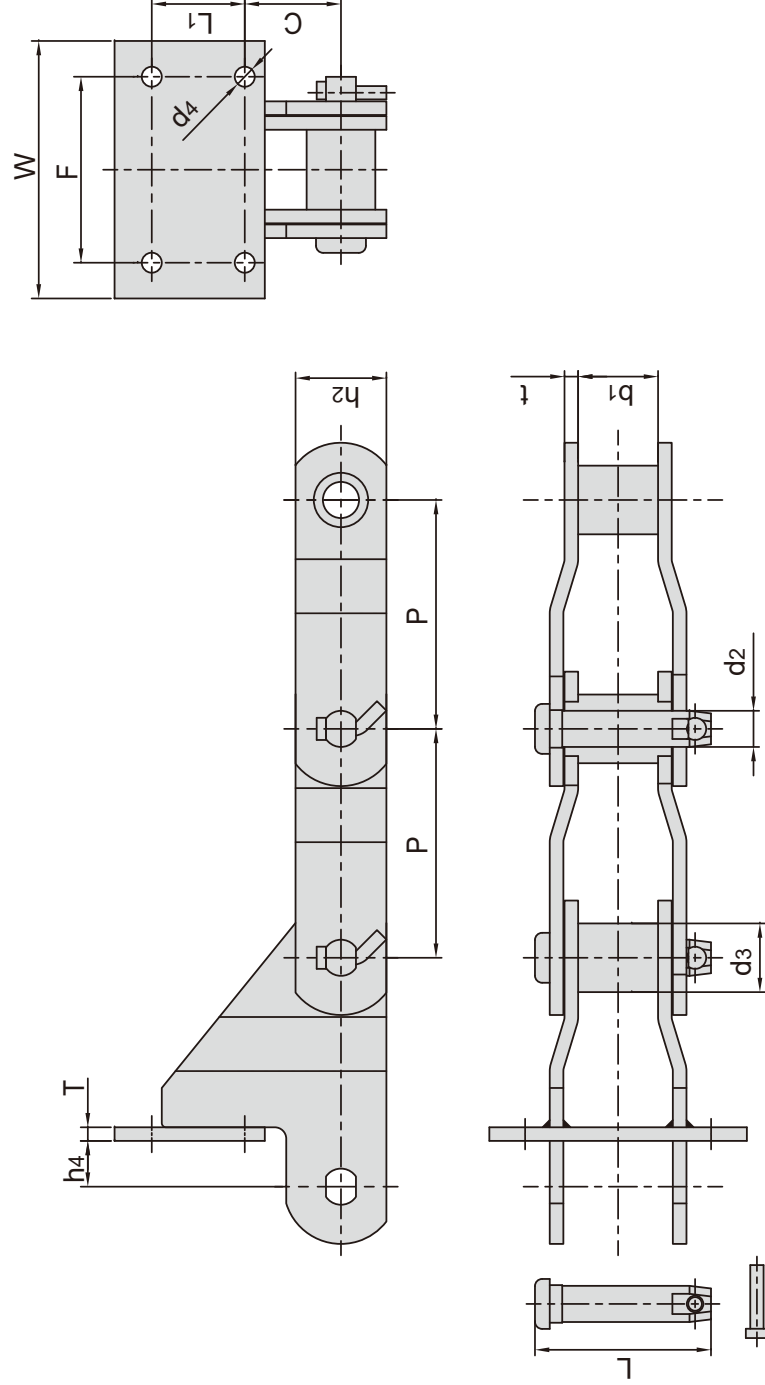
| | | | | | | |
|------------------------------|-------|----------------|----------------|----------------|----------------|----------------|
| 东华链号 Donghua Chain No. | P | L ₁ | L ₂ | h ₄ | d ₃ | d ₄ |
| P152F169SS-G4 | mm | mm | mm | mm | mm | mm |
| | 152.4 | 75.0 | 70.0 | 46.0 | 14.0 | 24.4 |



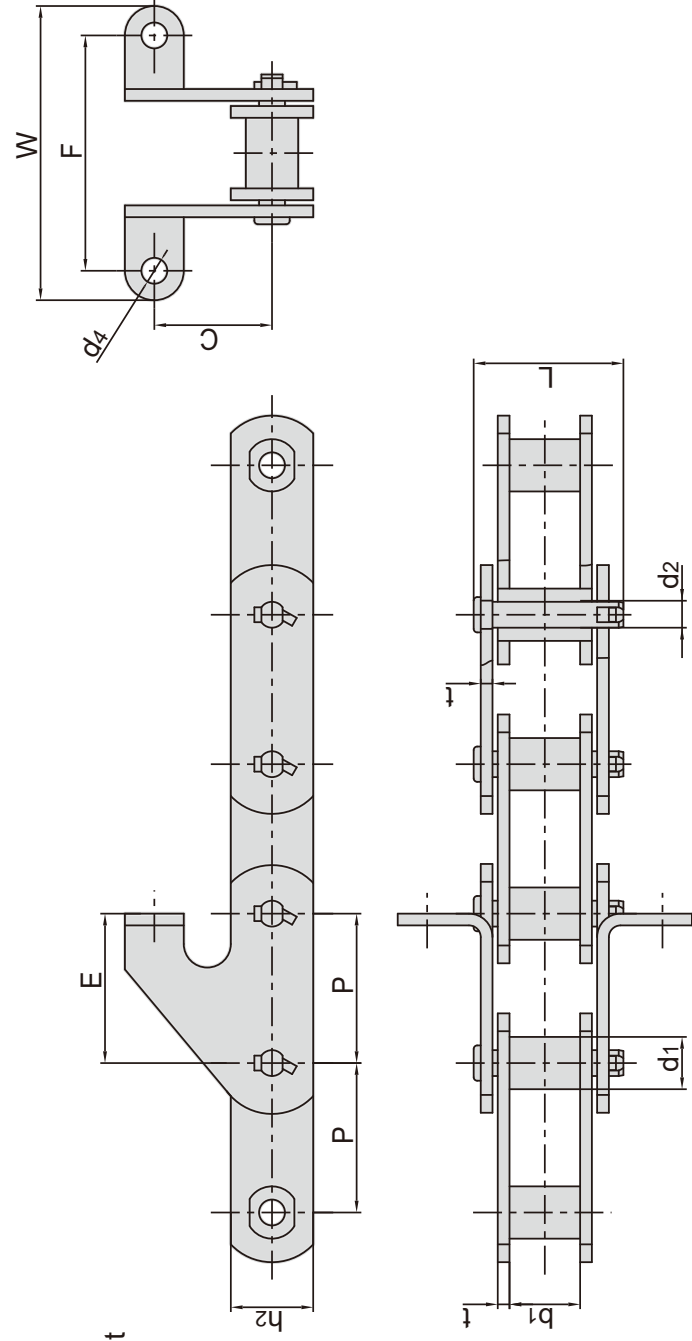
| 东华链号 Donghua Chain No. | 节距 Pitch | 滚子直径 Roller diameter | 内节内宽 Width between inner plates | 销轴直径 Pin diameter | 销轴长度 Pin length | 链板高度 Plate depth | 链板厚度 Plate thickness | 抗拉强度 Tensile strength | 每米重量 Weight per meter |
|------------------------------|-------------|----------------------------|--|-------------------------|-----------------------|------------------------|----------------------------|-----------------------------|--------------------------------|
| | | | | | | | | | |
| P69.85F6-G19 | 69.85 | 31.75 | 25.3 | 14.27 | 73.5 | 31.75 | 8.0 | 130.0/29224 | 9.46 |

| | | | | | | |
|------------------------------|-------|-------|------|----------------|----------------|----|
| 东华链号 Donghua Chain No. | P | F | W | d ₄ | L ₁ | H |
| P69.85F6-G19 | mm | mm | mm | mm | mm | mm |
| | 69.85 | 62.27 | 80.8 | 11.0 | 9.8 | 24 |

糖机链
Sugar mill chains



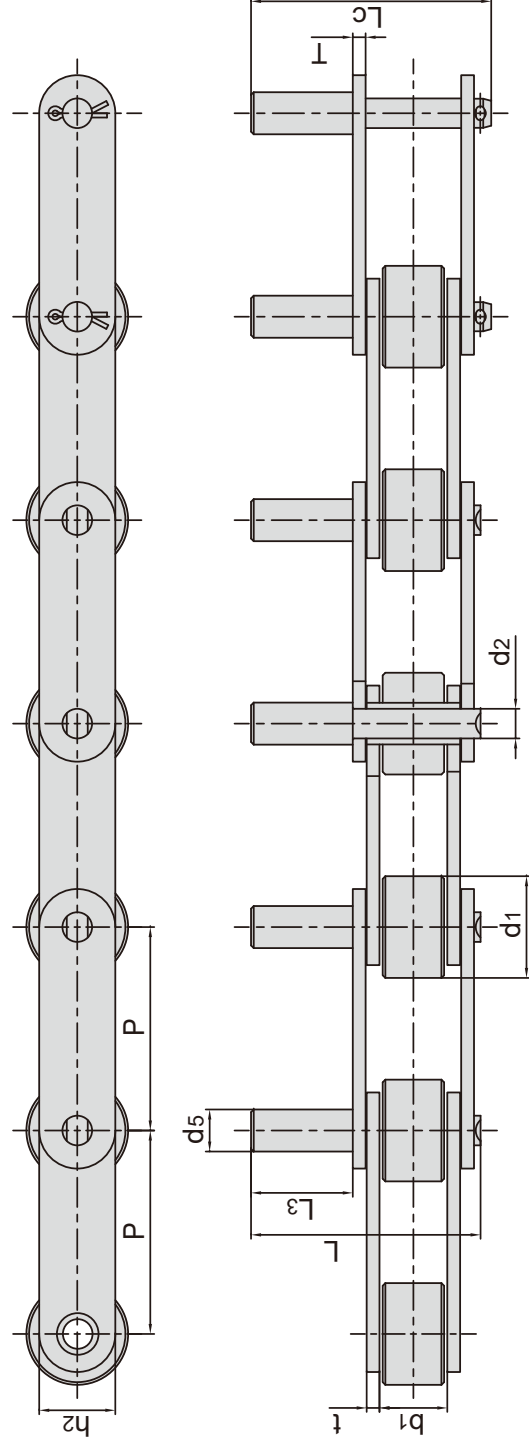
| 东华链号 Donghua Chain No. | 节距 Pitch P mm | 套筒直径 Bush diameter d3 max mm | 内节内宽 Width between inner plates b1 mm | 销轴直径 Pin diameter d2 max mm | 链板尺寸 Plate dimension h2 mm | 附件尺寸 Attachment dimension | | | | 抗拉强度 Tensile strength Q min kN/lbf | | | |
|------------------------------|------------------------|---|--|--|--|---------------------------------|-----------|---------|---------|---|----------|---------|-----------|
| | | | | | | L max mm | t/T mm | F mm | W mm | | h4 mm | C mm | d4 mm |
| SM160F4 | 160.0 | 48.0 | 55.7 | 25.27 | 63.5 | 123.03 | 9.5 | 130.0 | 180.0 | 32.0 | 132.3 | 65.0 | 400/89920 |
| SM200F1-PUSHER | 200.0 | 48.0 | 55.7 | 25.27 | 63.5 | 123.03 | 9.5 | 120.0 | 158.8 | 76.2 | 91.0 | 50.0 | 350/78680 |



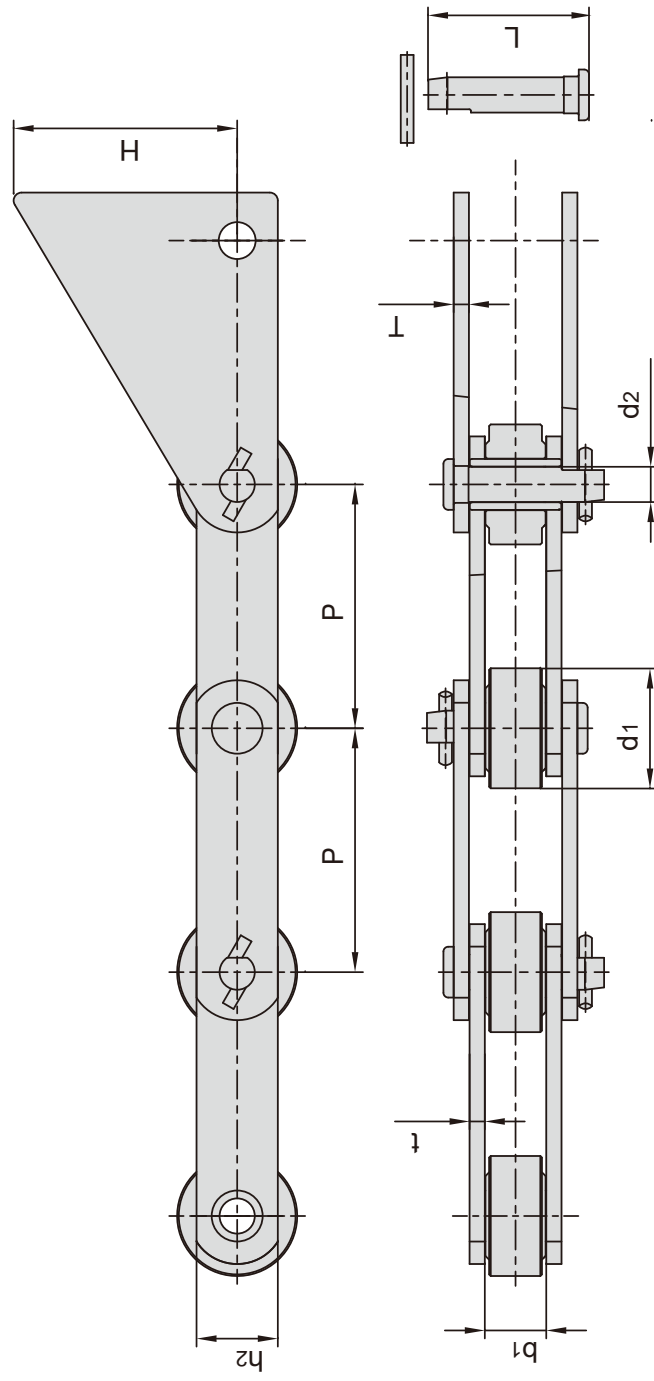
带SD附件
With SD attachment

| 东华链号 Donghua Chain No. | 节距 Pitch P mm | 滚子直径 Roller diameter d1 max mm | 内节内宽 Width between inner plates b1 mm | 销轴直径 Pin diameter d2 max mm | 销轴长度 Pin length L max mm | 链板高度 Plate depth h2 max mm | 链板厚度 Plate thickness t max mm | 附件尺寸 Attachment dimension | | | | 抗拉强度 Tensile strength Q min kN/lbf | |
|------------------------------|------------------------|---|--|--|---|---|--|---------------------------------|---------|----------|---------|---|-----------|
| | | | | | | | | F mm | W mm | d4 mm | C mm | | E mm |
| SM63.5SD | 63.5 | 22.22 | 30.0 | 11.0 | 63.5 | 35.0 | 5.0 | 100.0 | 125.0 | 11.0 | 35.0 | 63.5 | 80/17984 |
| SM76.2SD | 72.6 | 22.22 | 25.4 | 11.0 | 59.0 | 35.0 | 5.0 | 93.0 | 118.0 | 11.0 | 50.0 | 76.2 | 100/22480 |

糖机链
Sugar mill chains



| 东华链号 Donghua Chain No. | 节距 Pitch | 滚子直径 Roller diameter | 内节内宽 Width between inner plates | 销轴尺寸 Pin diameter | | | | 链板尺寸 Plate dimension | | 抗拉强度 Tensile strength | 每米长重 Weight per meter | |
|------------------------------|-----------------|----------------------------|--|-------------------------|----------|-----------|------|----------------------------|------|-----------------------------|--------------------------------|-------------|
| | | | | d5 max | L max | Lc max | L3 | h2 | t/T | | | Q min |
| P76.2F72-D3 | P mm 76.2 | d1 max mm 38.1 | b1 mm 25.2 | d2 max mm 11.1 | 15.75 | 86 | 90.1 | 38.1 | 28.5 | 4.8 | 58/13038 | kg/m 6.3 |

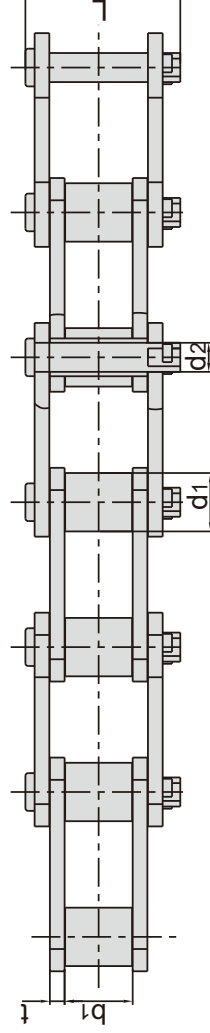
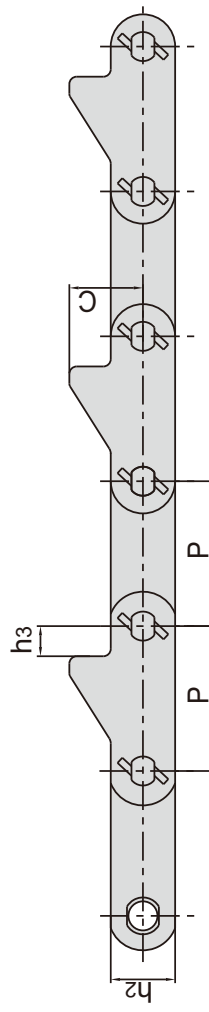


| 东华链号 Donghua Chain No. | 节距 Pitch | 滚子直径 Roller diameter | 内节内宽 Width between inner plates | 销轴尺寸 Pin diameter | | | 链板尺寸 Plate dimension | | | 抗拉强度 Tensile strength |
|------------------------------|------------------|----------------------------|--|-------------------------|----------|------|----------------------------|-----------|----------|-----------------------------|
| | | | | d2 max | L max | h2 | t/T | H | Q min | |
| P100F243 | P mm 100.0 | d1 max mm 56.00 | b1 mm 30.0 | 16.00 | 76.0 | 45.0 | 100.0 | 240/53952 | | |
| S102BF7* | 101.6 | 25.40 | 54.0 | 15.70 | 110.5 | 38.1 | 95.0 | 160/35968 | | |
| S111F4* | 120.9 | 36.58 | 66.5 | 19.05 | 126.0 | 50.8 | 97.0 | 214/48107 | | |
| SM152F11 | 152.4 | 75.00 | 38.4 | 22.08 | 100.4 | 50.8 | 139.7 | 260/58448 | | |

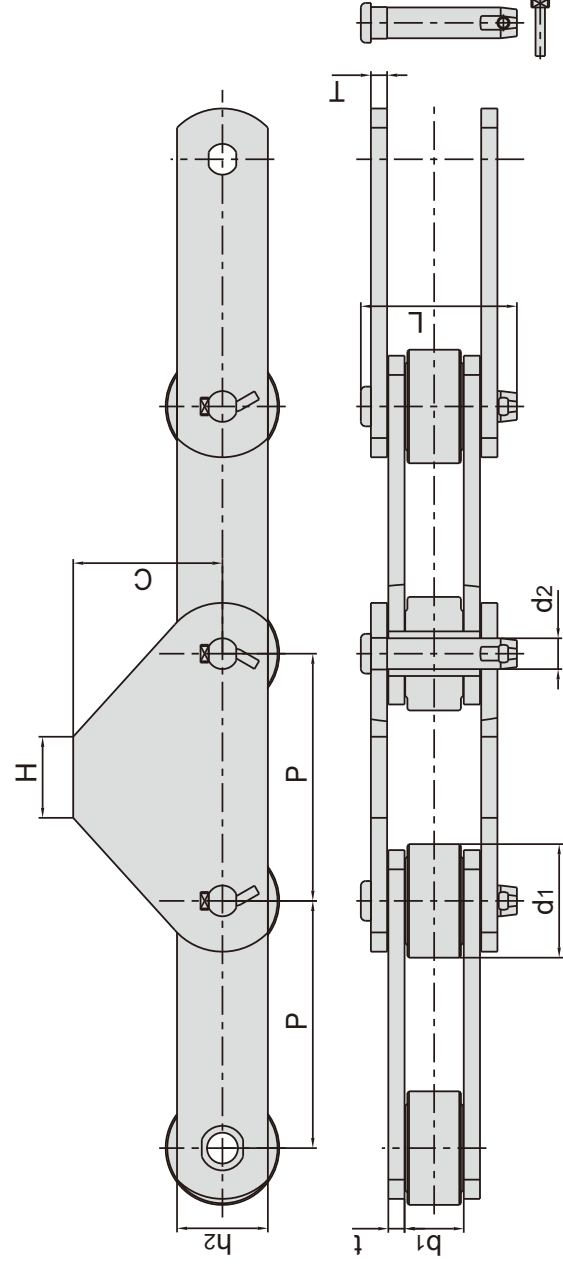
*套筒链: 表中滚子直径d1为套筒直径

*Bush chain: d1 in the table indicates the external diameter of the bush.

糖机链
Sugar mill chains

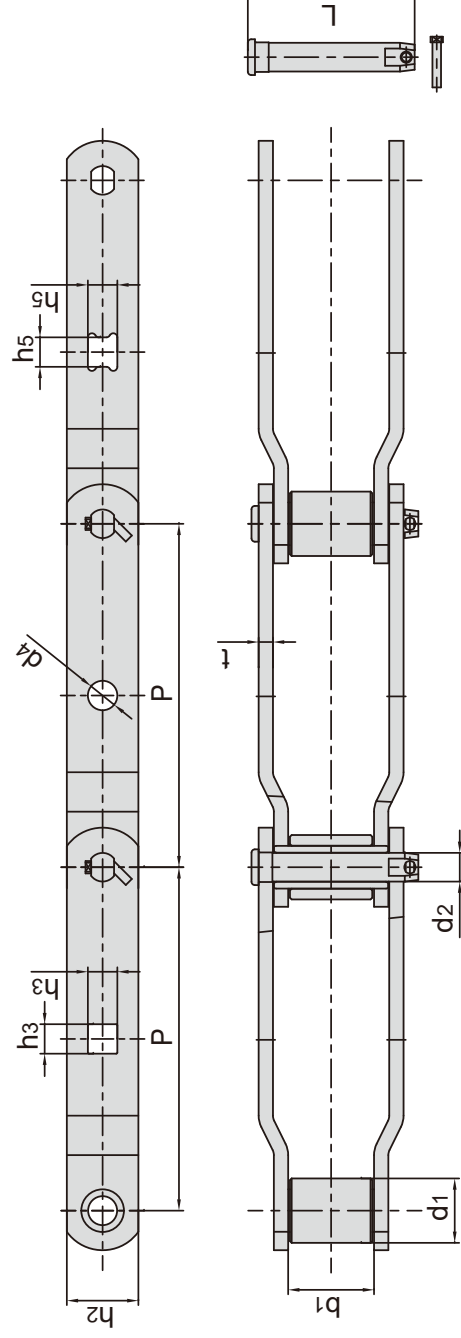


| 东华链号 Donghua Chain No. | 节距 Pitch P mm | 滚子直径 Roller diameter d1 max mm | 内节内宽 Width between inner plates b1 mm | 销轴尺寸 Pin diameter | | 链板尺寸 Plate dimension | | | 抗拉强度 Tensile strength Q min kN/lbf | 每米长重 Weight per meter q kg/m |
|------------------------------|------------------------|---|--|-------------------------|----------------|----------------------------|----------|---------|---|---|
| | | | | d2 max mm | L max mm | t mm | h3 mm | C mm | | |
| P78.11F25 | 78.11 | 32.60 | 37.0 | 15.90 | 89.00 | 8.0 | 11.6 | 58.0 | 190/42715 | 12.2 |
| SM78.75F1 | 78.75 | 31.75 | 37.0 | 15.88 | 87.00 | 8.0 | 16.4 | 41.0 | 140/31472 | 10.9 |

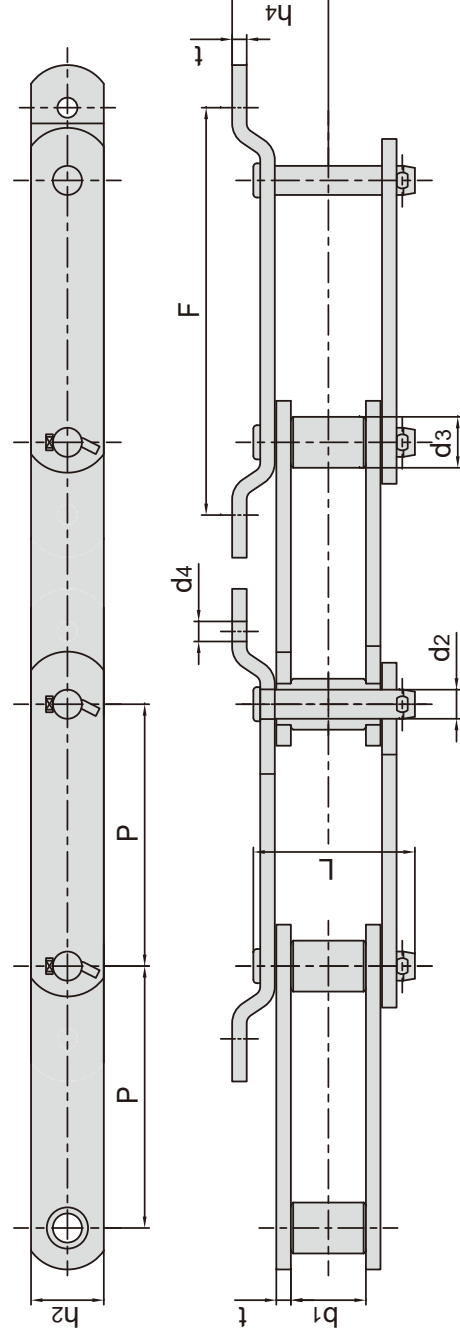


| 东华链号 Donghua Chain No. | 节距 Pitch P mm | 滚子直径 Roller diameter d1 max mm | 内节内宽 Width between inner plates b1 mm | 销轴尺寸 Pin diameter | | 链板尺寸 Plate dimension | | | 抗拉强度 Tensile strength Q min kN/lbf |
|------------------------------|------------------------|---|--|-------------------------|----------------|----------------------------|---------|---------|---|
| | | | | d2 max mm | L max mm | t/T mm | C mm | H mm | |
| SM152F59 | 152.4 | 70.00 | 36.5 | 17.00 | 96.2 | 10.0 | 92 | 50.0 | 380/85424 |

糖机链 Sugar mill chains



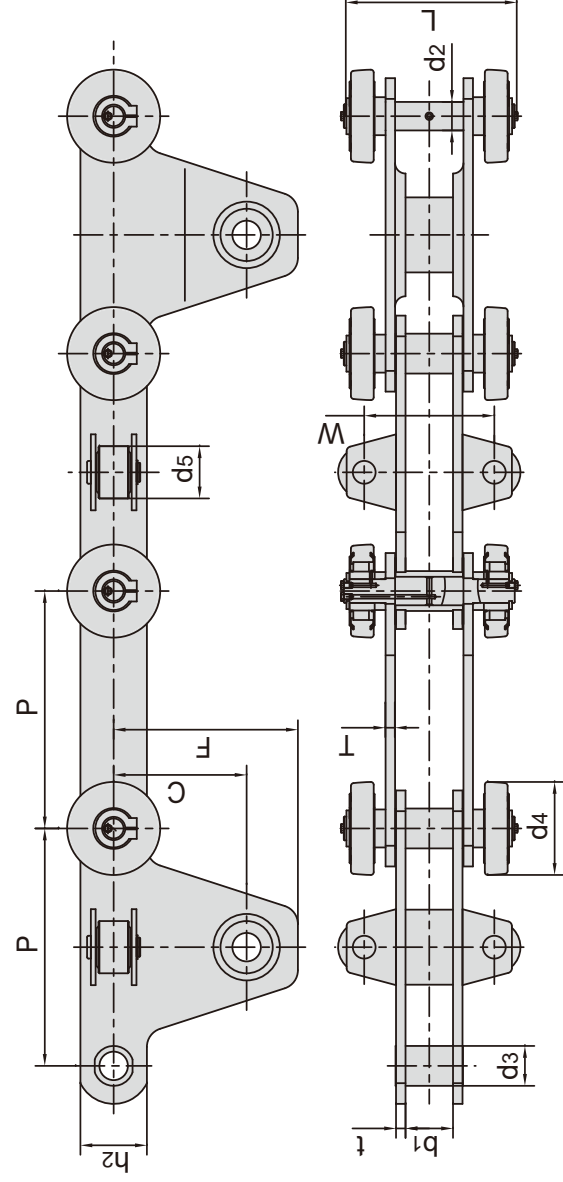
| 东华链号 Donghua Chain No. | 节距 Pitch P mm | 滚子直径 Roller diameter d1 max mm | 内节内宽 Width between inner plates b1 min mm | 销轴尺寸 Pin diameter | | 链板尺寸 Plate dimension | | | | | 抗拉强度 Tensile strength Q min kN/lbf | 每米重量 Weight per meter q kg/m |
|------------------------------|------------------------|---|---|-------------------------|----------------|----------------------------|----------|----------|----------|---|---|---|
| | | | | d2 max mm | L max mm | t mm | h3 mm | h5 mm | d4 mm | | | |
| SM228.6F14 | 228.6 | 44.45 | 49.30 | 22.23 | 190.80 | 12.70 | - | 26.1 | - | - | 454/102059 | 18.50 |
| SM304.8 | 304.8 | 82.55 | 93.70 | 40.87 | 198.05 | 19.05 | - | - | 37.69 | - | 1500/33720 | 51.96 |
| SM304.8F1 | 304.8 | 82.30 | 93.70 | 47.37 | 208.76 | 19.05 | 32.54 | - | - | - | 880/197824 | 61.41 |
| SM304.8F3 | 304.8 | 44.45 | 56.90 | 22.10 | 117.70 | 9.65 | 23.11 | - | - | - | 450/101160 | 13.70 |
| SM304.8F4 | 304.8 | 57.15 | 76.20 | 25.48 | 148.05 | 12.70 | 26.16 | - | - | - | 520/116896 | 19.76 |
| SM304.8F5 | 304.8 | 63.50 | 69.85 | 31.75 | 162.54 | 15.90 | 32.54 | - | - | - | 1100/24728 | 33.48 |
| SM304.8F11 | 304.8 | 88.90 | 105.00 | 38.10 | 195.60 | 15.70 | - | 32.5 | - | - | 1230/27650 | 49.62 |
| SM304.8F13 | 304.8 | 57.15 | 76.20 | 25.30 | 148.20 | 12.70 | - | 26.0 | - | - | 520/116896 | 19.90 |



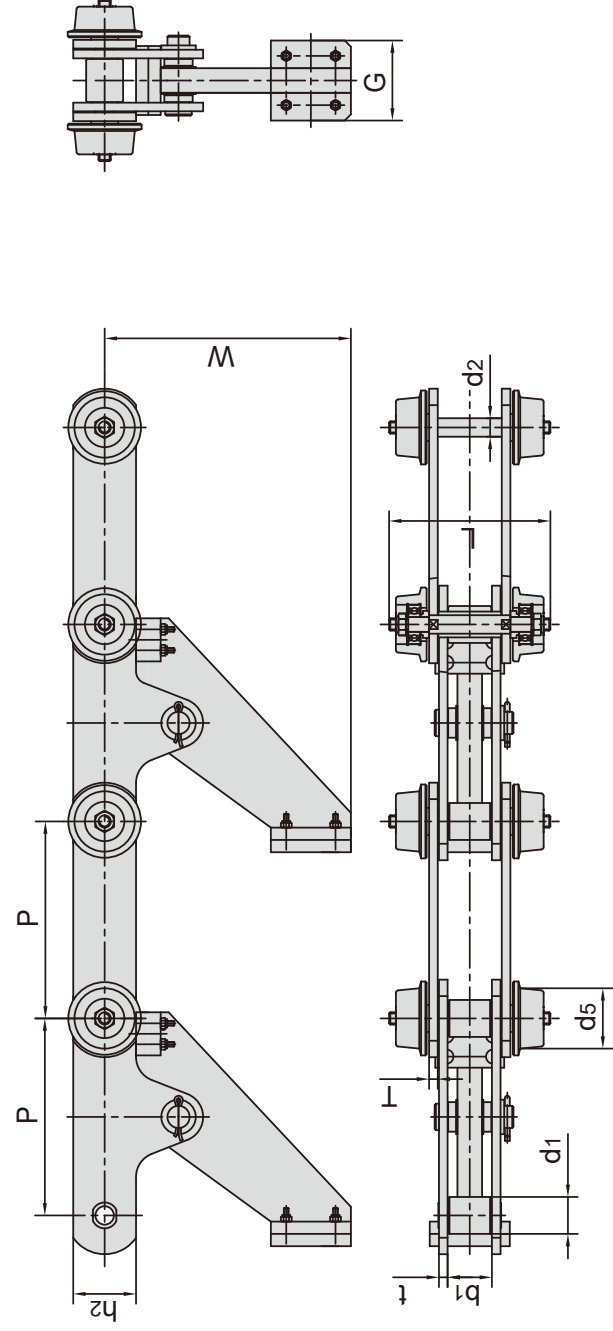
| 东华链号 Donghua Chain No. | 节距 Pitch P mm | 套筒直径 Bush diameter d3 max mm | 内节内宽 Width between inner plates b1 mm | 销轴尺寸 Pin diameter | | 链板尺寸 Plate dimension | | | | | 抗拉强度 Tensile strength Q min kN/lbf | 每米重量 Weight per meter q kg/m |
|------------------------------|------------------------|---|--|-------------------------|----------------|----------------------------|----------|---------|----------|------------|---|---|
| | | | | d2 max mm | L max mm | t mm | h4 mm | F mm | d4 mm | | | |
| SM228.6F11 | 228.6 | 44.45 | 63.50 | 25.40 | 141.00 | 12.70 | 84 | 355.6 | 17.5 | 543/122066 | 21.83 | |

汽车生产线链条

Conveyor chains for automobile production line



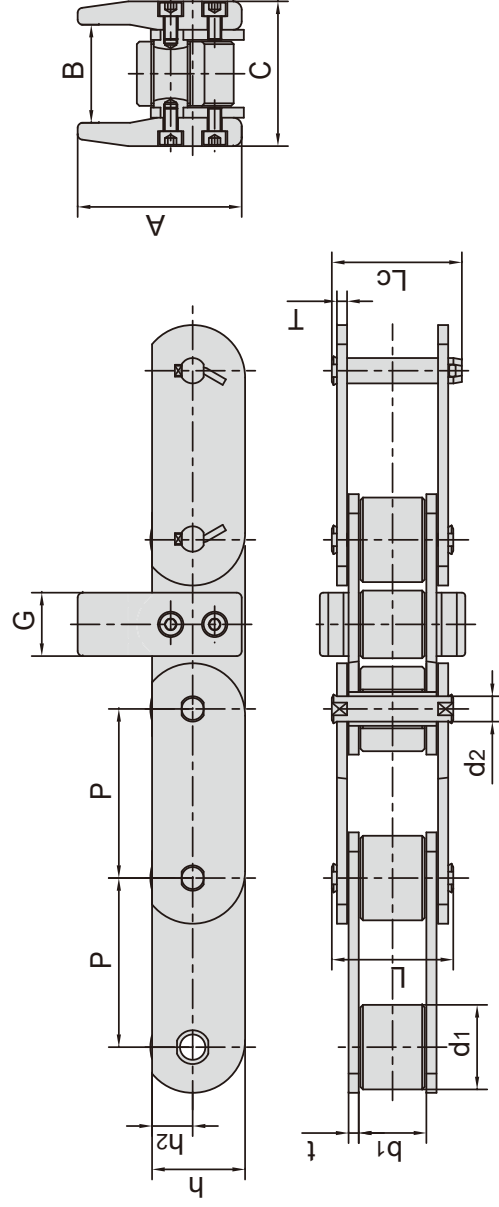
| 东华链号 Donghua Chain No. | 节距 Pitch | 套筒直径 Bush diameter | 内节内宽 Width between inner plates | 销轴直径 Pin diameter | 销轴长度 Pin length | 链板高度 Inner plate depth | 链板厚度 Plate thickness | 附件尺寸 Attachment dimension | | | | 抗拉强度 Tensile strength | |
|------------------------------|-------------|--------------------------|--|-------------------------|-----------------------|---------------------------------|----------------------------|---------------------------------|-------|-------|------|-----------------------------|----------------|
| | P mm | d3 max mm | b1 min mm | d2 max mm | L max mm | h2 mm | t / T mm | C | F | W | d4 | d5 | Q min kN |
| M450F16-B-250 | 250.0 | 42.0 | 55.0 | 30.0 | 182.0 | 70.0 | 10.0 | 140.0 | 194.0 | 145.0 | 98.0 | 50.0 | 370.0/83176 |
| M450F20-B-250 | 250.0 | 42.0 | 50.0 | 30.0 | 180.0 | 70.0 | 10.0 | 140.0 | 194.0 | 137.0 | 98.0 | 55.0 | 500.0/112400 |
| M450F22-B-250 | 250.0 | 42.0 | 55.0 | 30.0 | 178.0 | 70.0 | 10.0 | 140.0 | 194.0 | 145.0 | 98.0 | 42.0 | 480.0/107904 |



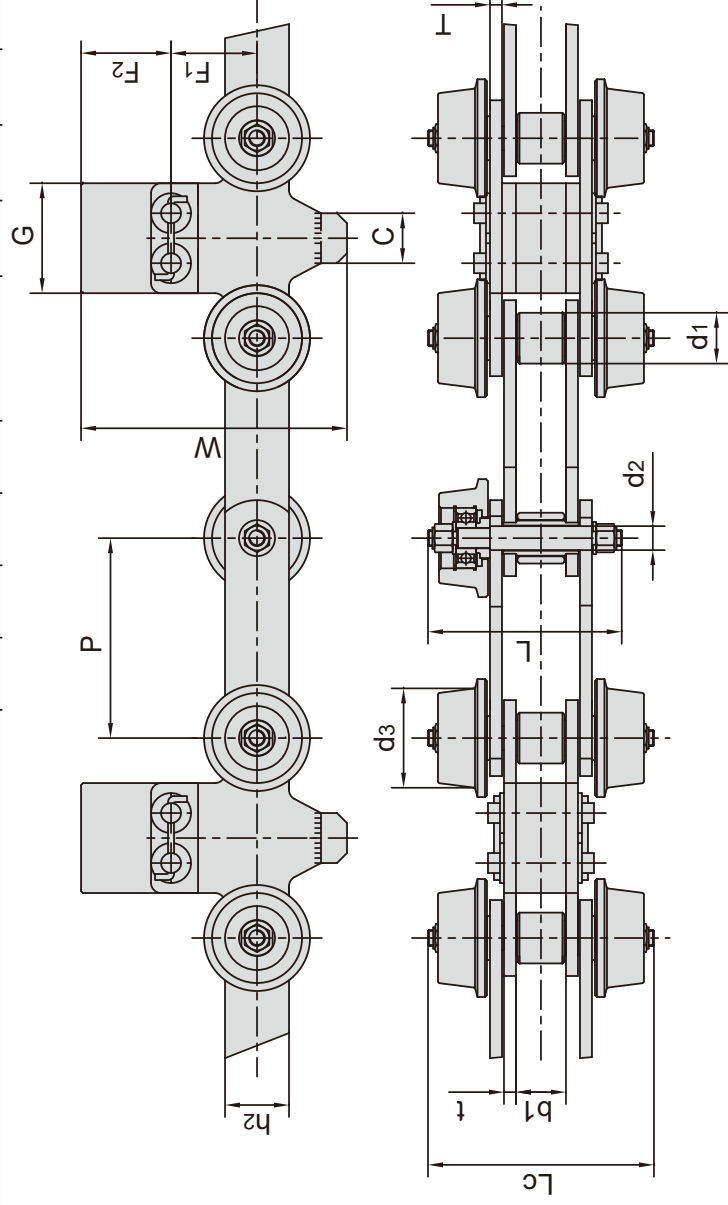
| 东华链号 Donghua Chain No. | 节距 Pitch | 滚子直径 Roller diameter | 内节内宽 Width between inner plates | 销轴直径 Pin diameter | 销轴长度 Pin length | 链板高度 Inner plate depth | 链板厚度 Plate thickness | 附件尺寸 Attachment dimension | | | 抗拉强度 Tensile strength |
|------------------------------|-------------|----------------------------|--|-------------------------|-----------------------|---------------------------------|----------------------------|---------------------------------|-------|------|-----------------------------|
| | P mm | d1 max mm | b1 min mm | d2 max mm | L max mm | h2 mm | t / T mm | G | W | d5 | Q min kN |
| M160F53SR2-S-160160.00 | 160.00 | 30.00 | 36.00 | 15.00 | 131.00 | 51.00 | 7.00 | 65.0 | 200.0 | 49.0 | 160.0/35988 |

汽车生产线链条

Conveyor chains for automobile production line

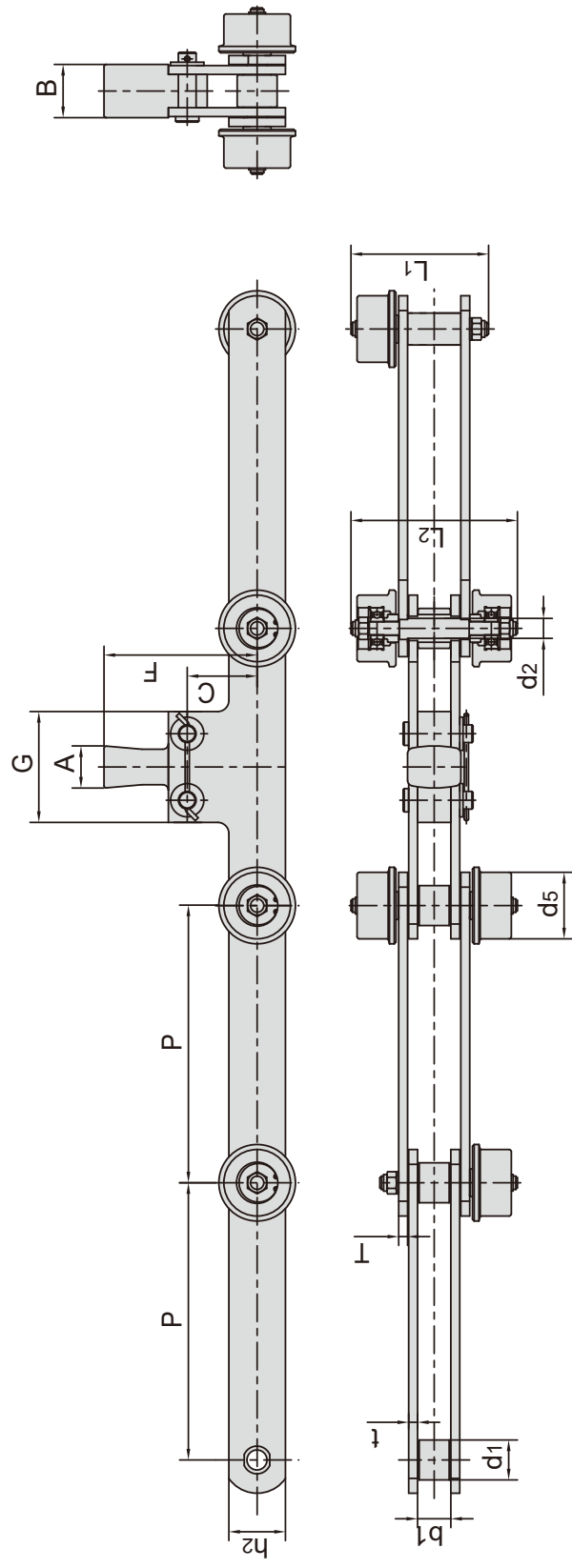


| 东华链号 Donghua Chain No. | 节距 Pitch | 滚子直径 Roller diameter d1 max | 内节内宽 Width between inner plates b1 min | 销轴直径 Pin diameter d2 max | 销轴长度 Pin length | | 链板高度 Inner plate depth h | 链板厚度 Plate thickness t/T | 附件尺寸 Attachment dimension | | | | 抗拉强度 Tensile strength Q min | 每米重量 Weight per meter q | |
|------------------------------|-------------|---|---|--------------------------------------|-----------------------|-----------|--------------------------------------|-----------------------------------|---------------------------------|------|------|------|---|-------------------------------------|------|
| | | | | | L max | Lc max | | | A | B | C | G | | | |
| P100F298 | 100.0 | 50.0 | 40.0 | 15.0 | 79.8 | 84.9 | 24.0 | 55.0 | 8.0 | 87.0 | 70.0 | 90.0 | 37.5 | 200.0/44960 | 16.0 |
| P100F337 | 100.0 | 50.0 | 40.0 | 12.0 | 71.0 | 76.5 | 24.0 | 55.0 | 6.0 | 87.0 | 60.0 | 86.0 | 40.0 | 120.0/26976 | 37.0 |
| P100F339 | 100.0 | 50.0 | 40.0 | 15.0 | 71.8 | 76.9 | 24.0 | 55.0 | 6.0 | 97.0 | 58.0 | 86.0 | 40.0 | 120.0/26976 | 14.0 |
| P125F86 | 125.0 | 50.0 | 40.0 | 18.0 | 71.8 | 76.9 | 24.0 | 55.0 | 6.0 | 97.0 | 58.0 | 86.0 | 40.0 | 120.0/26976 | 13.8 |

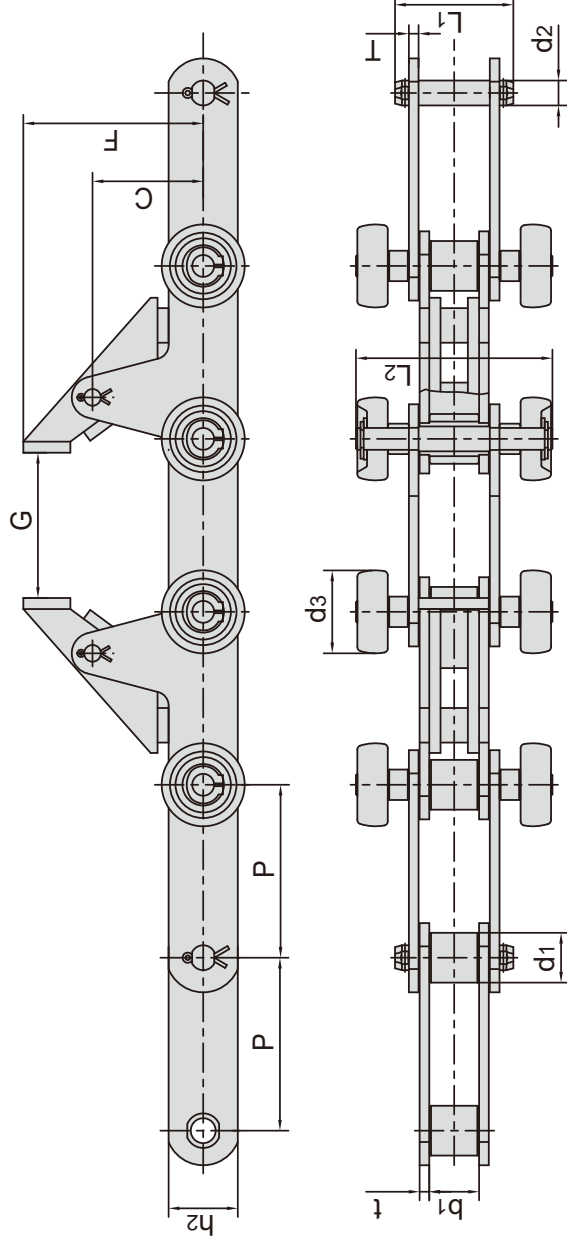


| 东华链号 Donghua Chain No. | 节距 Pitch | 滚子直径 Roller diameter d1 max | 内节内宽 Width between inner plates b1 min | 销轴直径 Pin diameter d2 max | 销轴长度 Pin length | | 链板高度 Inner plate depth h2 | 链板厚度 Plate thickness t/T | 附件尺寸 Attachment dimension | | | | | | 抗拉强度 Tensile strength Q min |
|------------------------------|-------------|---|---|--------------------------------------|-----------------------|-----------|---------------------------------------|-----------------------------------|---------------------------------|------|------|------|-------|------|---|
| | | | | | L max | Lc max | | | C | F1 | F2 | G | W | d3 | |
| P100F202 | 100.0 | 25.4 | 24.5 | 12.0 | - | 113.0 | 32.0 | 6.0 | 25.0 | 36.0 | 27.5 | 46.0 | 106.0 | 45.0 | 126.0/28324 |
| P100F240 | 100.0 | 25.4 | 24.5 | 12.0 | 97.0 | 113.0 | 32.0 | 6.0 | 25.0 | 43.0 | 30.0 | 55.0 | 118.0 | 45.0 | 80.0/17984 |
| P100F246 | 100.0 | 25.4 | 24.5 | 12.0 | 93.5 | 113.0 | 32.0 | 6.0 | 25.0 | 36.0 | 34.0 | 45.0 | 112.5 | 45.0 | 126.0/28324 |
| P100F247 | 100.0 | 25.4 | 24.5 | 12.0 | 93.5 | 113.0 | 32.0 | 6.0 | 25.0 | 36.0 | 28.0 | 34.0 | 106.5 | 45.0 | 126.0/28324 |
| P100F348 | 100.0 | 25.4 | 25.0 | 12.0 | 97.0 | 113.0 | 32.0 | 6.0 | 25.0 | 43.0 | 45.0 | 55.0 | 133.0 | 49.7 | 80.0/17984 |

汽车生产线链条 Conveyor chains for automobile production line



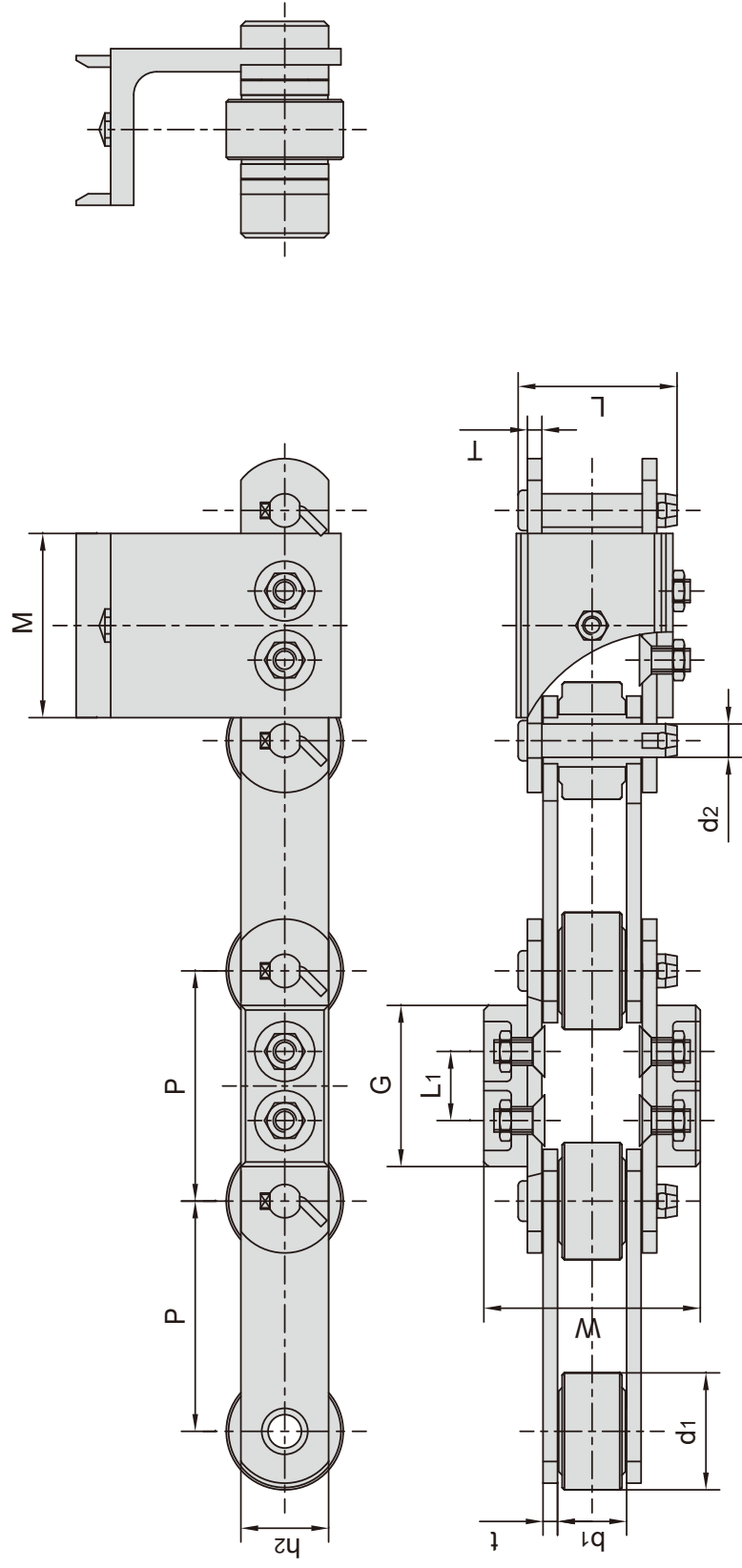
| 东华链号 Donghua Chain No. | 节距 Pitch | 滚子直径 Roller diameter d1 max | 内节内宽 Width between inner plates b1 min | 销轴直径 Pin diameter d2 max | 销轴长度 Pin length | | 链板高度 Inner plate depth h2 | 链板厚度 Plate thickness t/T | 附件尺寸 Attachment dimension | | | | | | 抗拉强度 Tensile strength Q min |
|------------------------------|-------------|---|---|--------------------------------------|-----------------------|-----------|---------------------------------------|-----------------------------------|---------------------------------|------|------|-------|-------|------|---|
| | | | | | L1 max | L2 max | | | A | B | C | F | G | d5 | |
| M160F35-S-200 | 200.0 | 36.0 | 30.0 | 18.0 | 123.0 | 152.0 | 51.0 | 8.0 | 38.0 | 48.0 | 63.0 | 138.0 | 100.0 | 59.5 | 160.0/35968 |
| M160F37-S-250 | 250.0 | 36.0 | 30.0 | 18.0 | 124.0 | 150.0 | 51.0 | 8.0 | 38.0 | 48.0 | 63.0 | 138.0 | 100.0 | 60.0 | 160.0/35968 |
| M160F52-S-250 | 250.0 | 36.0 | 30.0 | 18.0 | 126.0 | 150.0 | 51.0 | 8.0 | 38.0 | 48.0 | 63.0 | 138.0 | 100.0 | 65.0 | 160.0/35968 |
| M450F8-S-200 | 200.0 | 60.0 | 44.0 | 30.0 | 162.5 | 190.0 | 82.0 | 12.0 | 38.0 | 55.0 | 65.0 | 140.0 | 140.0 | 84.7 | 450.0/101160 |
| M450F17-S-200 | 200.0 | 60.0 | 44.0 | 30.0 | 165.5 | 190.0 | 82.0 | 12.0 | 38.0 | 55.0 | 65.0 | 140.0 | 140.0 | 84.7 | 450.0/101160 |
| M450F9-S-250 | 250.0 | 60.0 | 44.0 | 30.0 | 162.5 | 190.0 | 82.0 | 12.0 | 38.0 | 55.0 | 65.0 | 140.0 | 140.0 | 80.0 | 450.0/101160 |
| M450F13-S-250 | 250.0 | 60.0 | 40.0 | 30.0 | - | 180.0 | 82.0 | 12.0 | 38.0 | 55.0 | 65.0 | 140.0 | 140.0 | 84.0 | 450.0/101160 |



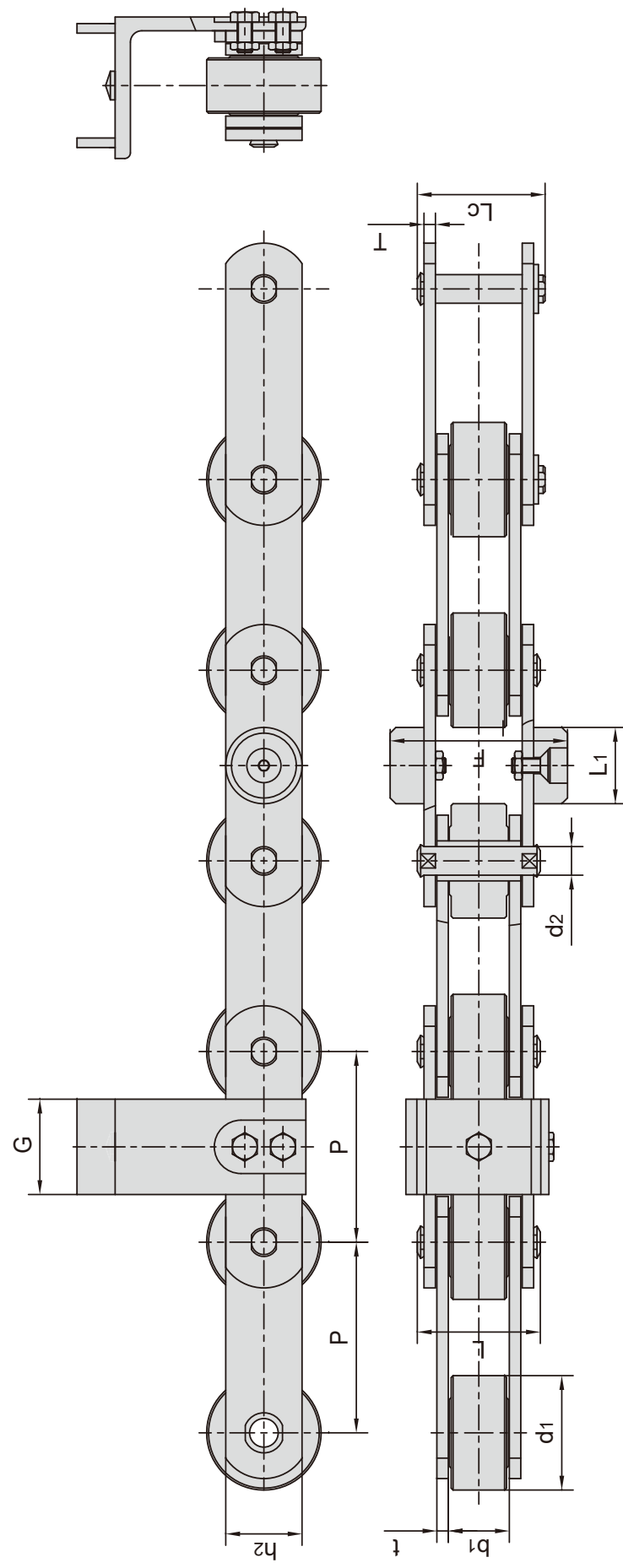
| 东华链号 Donghua Chain No. | 节距 Pitch | 滚子直径 Roller diameter d1 max | 内节内宽 Width between inner plates b1 min | 销轴直径 Pin diameter d2 max | 销轴长度 Pin length | | 链板高度 Inner plate depth h2 | 链板厚度 Plate thickness t/T | 附件尺寸 Attachment dimension | | | 抗拉强度 Tensile strength Q min | |
|------------------------------|-------------|---|---|--------------------------------------|-----------------------|-----------|---------------------------------------|-----------------------------------|---------------------------------|-------|-------|---|-------------|
| | | | | | L1 max | L2 max | | | C | F | G | | d3 |
| M160F49-S-125 | 125.00 | 36.00 | 36.00 | 18.00 | 85.50 | 142.00 | 50.0 | 7.00 | 80.0 | 130.0 | 105.0 | 60.0 | 160.0/35988 |

汽车生产线链条

Conveyor chains for automobile production line



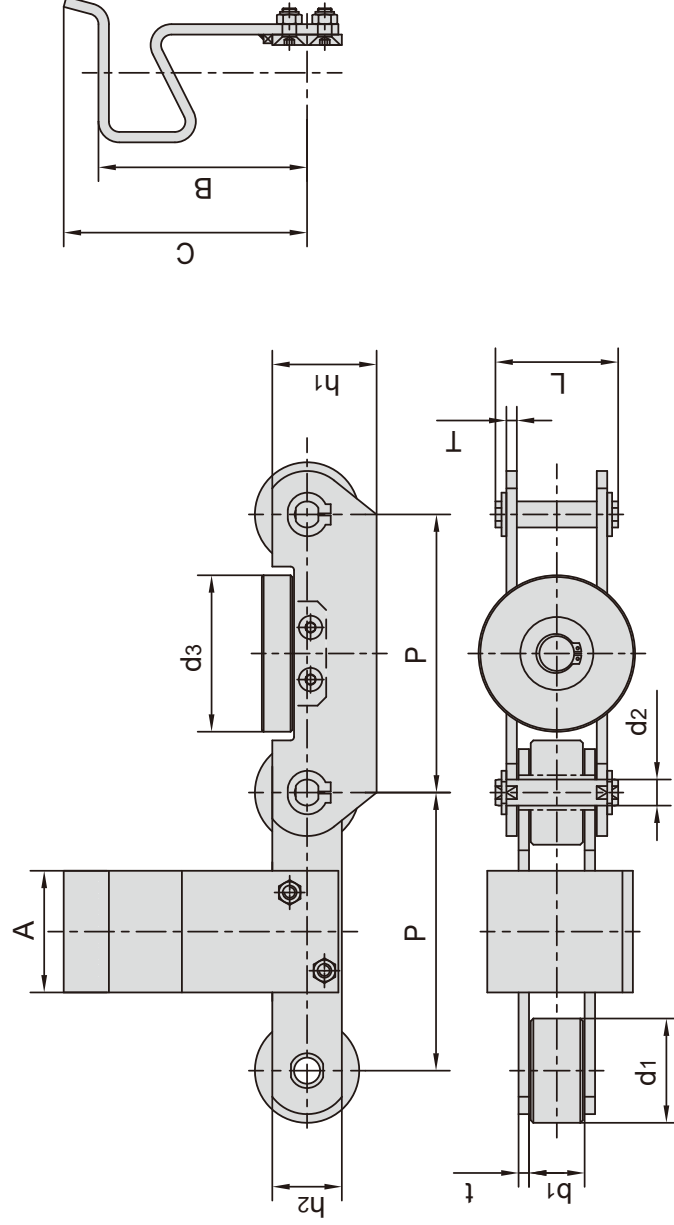
| | | | | | | | | | | | | | |
|------------------------------|-------------|---|---|--------------------------------------|-----------------------------------|---------------------------------------|-----------------------------------|---------------------------------|------|------|---|-------------------------------------|------|
| 东华链号 Donghua Chain No. | 节距 Pitch | 滚子直径 Roller diameter d1 max | 内节内宽 Width between inner plates b1 min | 销轴直径 Pin diameter d2 max | 销轴长度 Pin length L max | 链板高度 Inner plate depth h2 | 链板厚度 Plate thickness t/T | 附件尺寸 Attachment dimension | | | 抗拉强度 Tensile strength Q min | 每米长重 Weight per meter q | |
| | | | | | | | | L1 | G | W | | | M |
| P100F322 | 100.0 | 50.8 | 30.0 | 14.5 | 69.0 | 38.1 | 6.3 | 30.0 | 70.0 | 94.0 | 80.0 | 100.0/22480 | 10.3 |



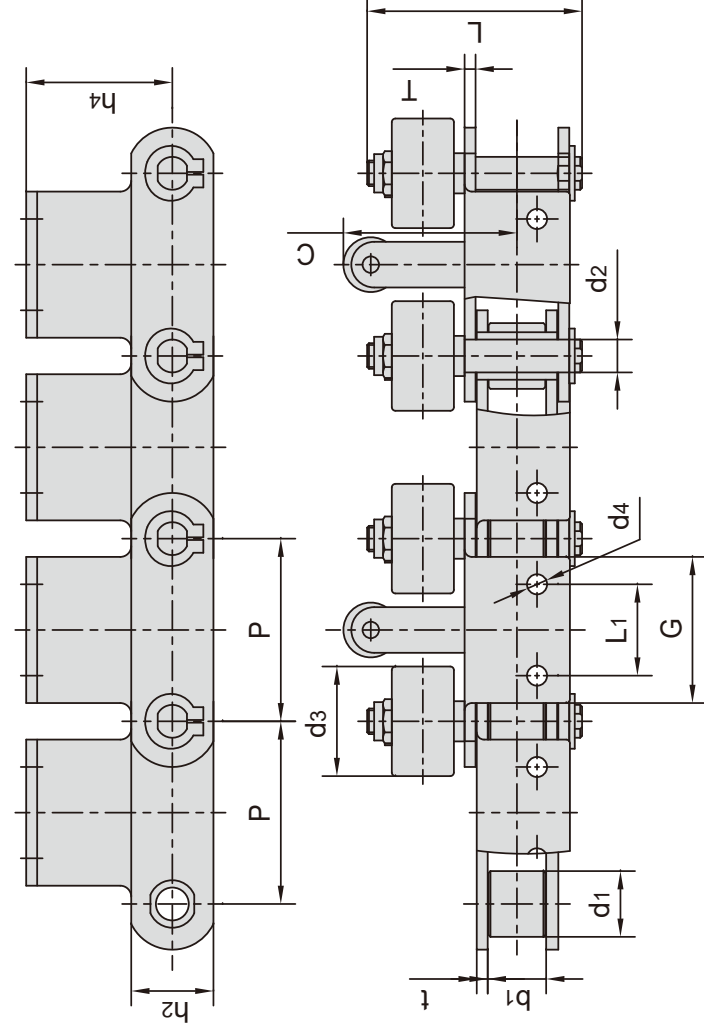
| | | | | | | | | | | | | |
|------------------------------|-------------|---|---|--------------------------------------|-----------------------------------|---------------------------------------|-----------------------------------|---------------------------------|------|------|---|-------------------------------------|
| 东华链号 Donghua Chain No. | 节距 Pitch | 滚子直径 Roller diameter d1 max | 内节内宽 Width between inner plates b1 min | 销轴直径 Pin diameter d2 max | 销轴长度 Pin length L max | 链板高度 Inner plate depth h2 | 链板厚度 Plate thickness t/T | 附件尺寸 Attachment dimension | | | 抗拉强度 Tensile strength Q min | 每米长重 Weight per meter q |
| | | | | | | | | L1 | G | F | | |
| P100F325 | 100.0 | 60.0 | 32.0 | 15.0 | 64.5 | 40.0 | 6.0 | 40.0 | 50.0 | 93.5 | 112.0/25177 | 16.6 |

汽车生产线链条

Conveyor chains for automobile production line



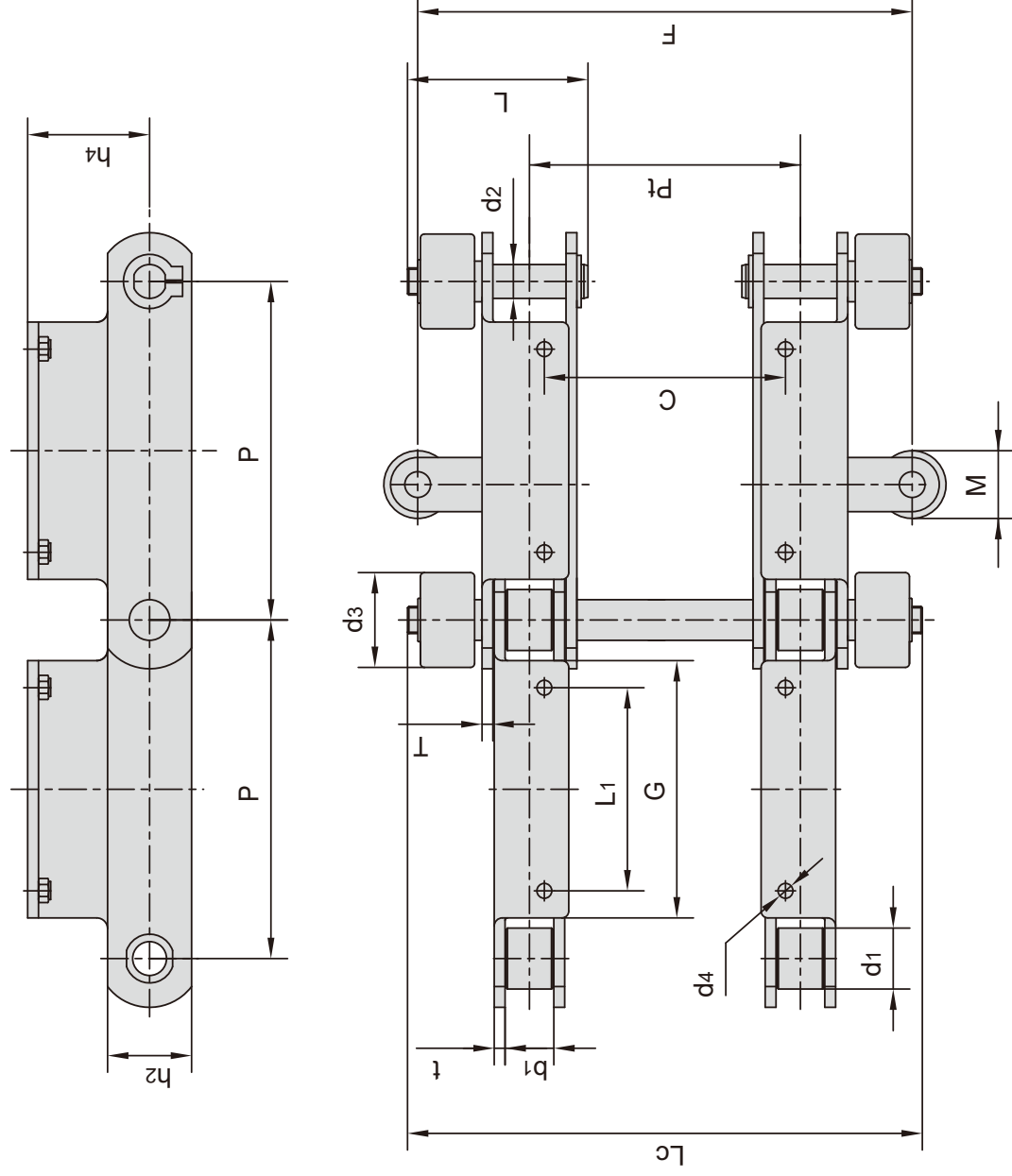
| 东华链号 Donghua Chain No. | 节距 Pitch | 滚子直径 Roller diameter | 内节内宽 Width between inner plates | 销轴直径 Pin diameter | 销轴长度 Pin length | 链板高度 Inner plate depth | 链板厚度 Plate thickness | 附件尺寸 Attachment dimension | | | | 抗拉强度 Tensile strength |
|------------------------------|-------------|----------------------------|--|-------------------------|-----------------------|------------------------------|----------------------------|---------------------------------|---------|---------|----------|-----------------------------|
| | P mm | d1 max mm | b1 min mm | d2 max mm | L max mm | h1 mm | t/T mm | A mm | B mm | C mm | d3 mm | Q min kN/lbf |
| M112F45-P-160 | 160.0 | 60.0 | 32.0 | 15.0 | 71.0 | 40.0 | 6.0 | 70.0 | 120.0 | 140.0 | 90.0 | 140.0/31472 |



| 东华链号 Donghua Chain No. | 节距 Pitch | 滚子直径 Roller diameter | 内节内宽 Width between inner plates | 销轴直径 Pin diameter | 销轴长度 Pin length | 链板高度 Inner plate depth | 链板厚度 Plate thickness | 附件尺寸 Attachment dimension | | | | | | 抗拉强度 Tensile strength |
|------------------------------|-------------|----------------------------|--|-------------------------|-----------------------|------------------------------|----------------------------|---------------------------------|----------|---------|----------|----------|----------|-----------------------------|
| | P mm | d1 max mm | b1 min mm | d2 max mm | L max mm | h2 mm | t/T mm | C mm | L1 mm | G mm | h4 mm | d3 mm | d4 mm | Q min kN/lbf |
| M112F58A2-SR1-S-100 | 100.0 | 36.0 | 32.0 | 18.0 | 119.0 | 45.0 | 6.0 | 95.0 | 50.0 | 80.0 | 80.0 | 60.0 | 11.0 | 112.0/25178 |
| P100F321-SR1 | 100.0 | 36.0 | 32.0 | 18.0 | 111.5 | 45.0 | 6.0 | 95.0 | 50.0 | 80.0 | 80.0 | 60.0 | 12.0 | 112.0/25178 |
| P200F131A2SR | 100.0 | 45.0 | 36.0 | 25.0 | 133.2 | 62.0 | 8.0 | 107.5 | 90.0 | 140.0 | 120.0 | 70.0 | 11.0 | 224.0/50355 |
| P250F115A2 | 250.0 | 43.0 | 36.0 | 21.0 | 135.3 | 60.0 | 8.0 | 101.0 | 140.0 | 190.0 | 80.0 | 65.0 | 12.0 | 224.0/50355 |

汽车生产线链条

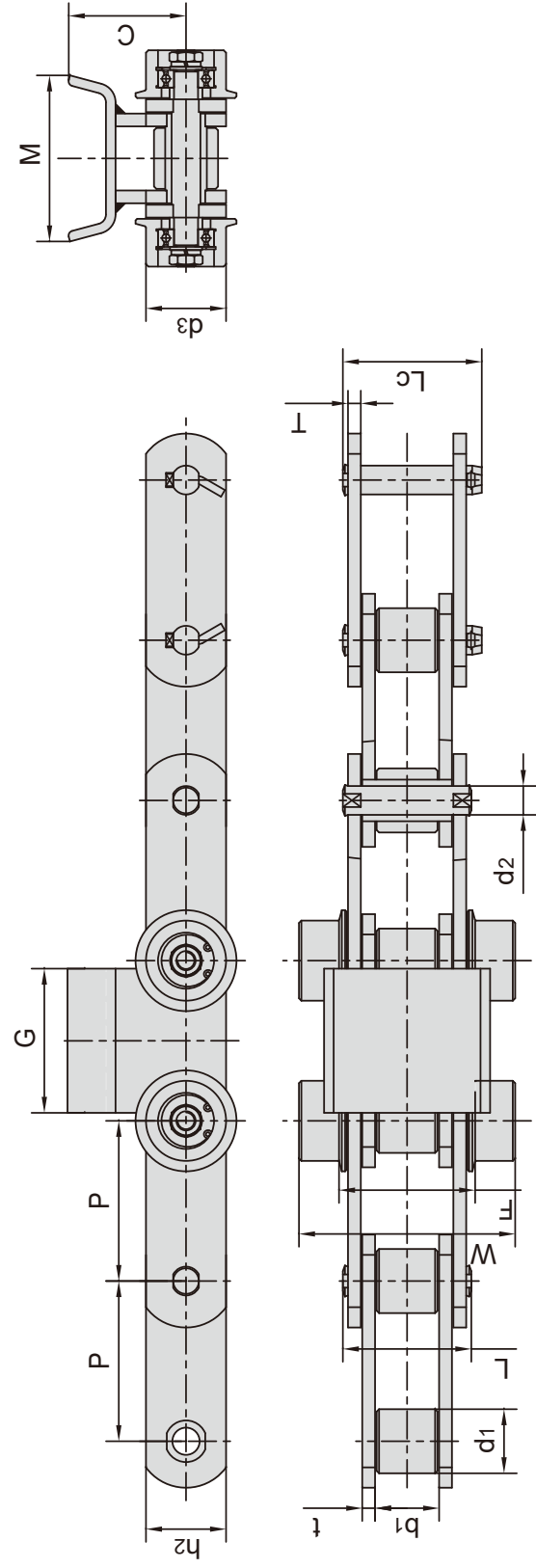
Conveyor chains for automobile production line



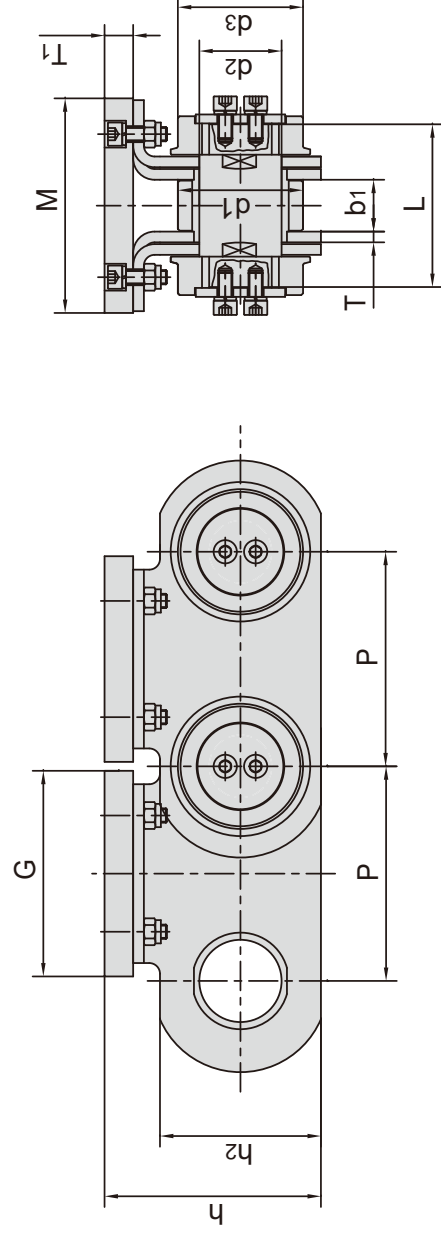
| 节距 Pitch | 滚子直径 Roller diameter | | 内节内宽 Width between inner plates | | 销轴直径 Pin diameter | | 销轴长度 Pin length | | 链板高度 Inner plate depth | 链板厚度 Plate thickness | 抗拉强度 Tensile strength | 每米长重 Weight per meter |
|-------------|-------------------------|--------|------------------------------------|--------|----------------------|--------|--------------------|------|---------------------------|-------------------------|--------------------------|--------------------------|
| | P | d1 max | d3 max | b1 min | d2 max | L max | Lc max | h2 | t / T | Q min | q | |
| mm | mm | mm | mm | mm | mm | mm | mm | mm | mm | kN/lbf | kg/m | |
| 250.0 | 50.0 | 80.0 | 47.0 | 25.0 | 152.2 | 716.8 | 72.0 | 10.0 | 224.0/50355 | 59.2 | | |
| 250.0 | 45.0 | 70.0 | 36.0 | 25.0 | 133.2 | 380.0 | 62.0 | 8.0 | 224.0/50355 | 43.4 | | |
| 250.0 | 50.0 | 80.0 | 47.0 | 25.0 | 152.2 | 1016.8 | 72.0 | 10.0 | 224.0/50355 | 60.0 | | |

| 东华链号 Donghua Chain No. | P | L1 | G | C | F | Pt | h4 | M | d4 |
|---------------------------|-------|-------|-------|-------|-------|-------|------|------|------|
| | mm | mm | mm | mm | mm | mm | mm | mm | mm |
| P250F137A2-SR | 250.0 | 140.0 | 180.0 | 518.0 | 658.0 | 518.0 | 90.0 | 50.0 | 11.0 |
| P250F140A2SR | 250.0 | 150.0 | 190.0 | 178.0 | 365.0 | 200.0 | 90.0 | 50.0 | 12.0 |
| P250F159A2SR | 250.0 | 140.0 | 180.0 | 818.0 | 958.0 | 818.0 | 90.0 | 50.0 | 11.0 |

汽车生产线链条 Conveyor chains for automobile production line



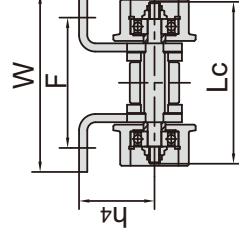
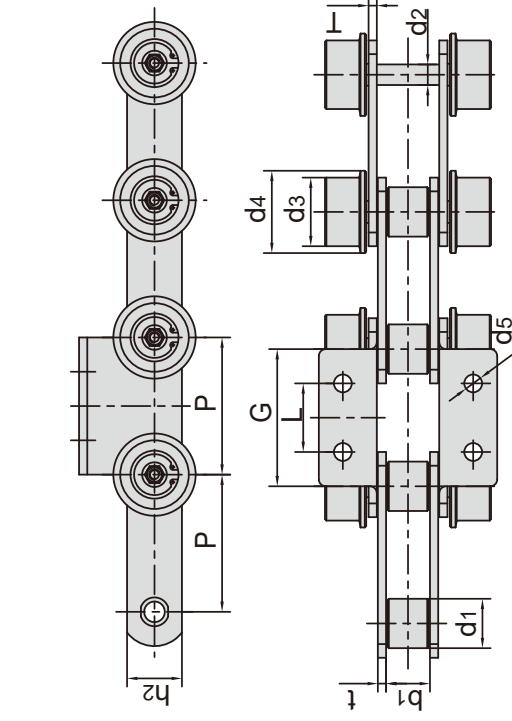
| 东华链号 Donghua Chain No. | 节距 Pitch | | 滚子直径 Roller diameter | | 内节内宽 Width between inner plates | | 销轴直径 Pin diameter | | 销轴长度 Pin length | | 链板高度 Inner plate depth | 链板厚度 Plate thickness | 抗拉强度 Tensile strength | 每米长重 Weight per meter |
|------------------------------|-------------|------|----------------------------|-----------|--|-----------|-------------------------|----------|-----------------------|------|---------------------------------|----------------------------|-----------------------------|--------------------------------|
| | P | mm | d1 max | d3 max | b1 min | b1 min | d2 max | L max | Lc max | h2 | t/T | Q min | q | |
| P100F297 | 100.0 | 40.0 | 40.0 | 50.0 | 40.0 | 40.0 | 18.0 | 80.5 | 87.5 | 50.0 | 8.0 | 200.0/44960 | 15.5 | |
| 东华链号 Donghua Chain No. | C | F | W | G | M | | | | | | | | | |
| P100F297 | 77.0 | 85.0 | 135.0 | 90.0 | 105.0 | | | | | | | | | |



| 东华链号 Donghua Chain No. | 节距 Pitch | | 滚子直径 Roller diameter | | 内节内宽 Width between inner plates | | 销轴直径 Pin diameter | | 销轴长度 Pin length | | 链板高度 Inner plate depth | 链板厚度 Plate thickness | 附件尺寸 Attachment dimension | | | | 抗拉强度 Tensile strength | 每米长重 Weight per meter |
|------------------------------|-------------|------|----------------------------|-----------|--|-----------|-------------------------|----------|-----------------------|------|---------------------------------|----------------------------|---------------------------------|-------|------|-------------|-----------------------------|--------------------------------|
| | P | mm | d1 max | d3 max | b1 min | b1 min | d2 max | L max | L max | h2 | T | G | M | h | T1 | d3 | Q min | q |
| P100F217 | 100.0 | 70.0 | 70.0 | 70.0 | 29.0 | 29.0 | 46.0 | 114.0 | 114.0 | 90.0 | 6.0 | 95.0 | 120.0 | 115.0 | 16.0 | 70.0 | 400.0/89920 | 39.6 |
| P120F18-TP | 120.0 | 70.0 | 70.0 | 70.0 | 29.0 | 29.0 | 46.0 | 91.0 | 91.0 | 90.0 | 6.0 | 115.0 | 120.0 | 16.0 | 70.0 | 300.0/67440 | 50.2 | |
| P120F19-TP | 120.0 | 70.0 | 70.0 | 70.0 | 29.0 | 29.0 | 46.0 | 91.0 | 91.0 | 90.0 | 6.0 | 115.0 | 120.0 | 5.0 | 70.0 | 300.0/67440 | 41.8 | |

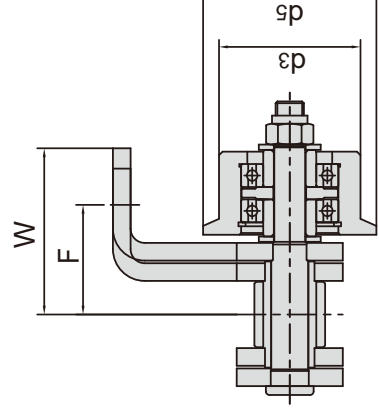
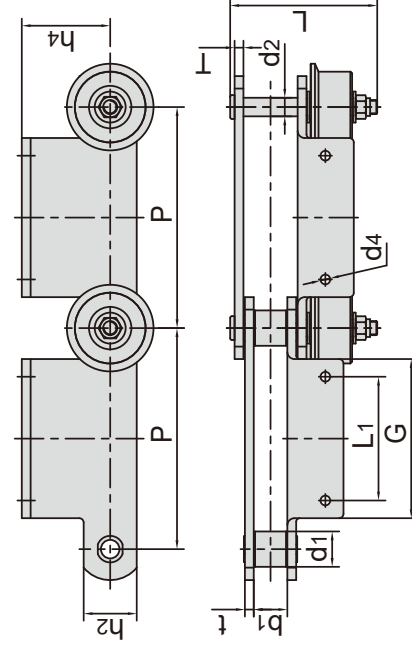
汽车生产线链条

Conveyor chains for automobile production line



| 东华链号 Donghua Chain No. | 节距 Pitch | | 滚子直径 Roller diameter | | 内节内宽 Width between inner plates | | 销轴直径 Pin diameter | 销轴长度 Pin length | 链板高度 Inner plate depth | 链板厚度 Plate thickness | 抗拉强度 Tensile strength | 每米长重 Weight per meter |
|------------------------------|-------------|------|----------------------------|-----------|--|-----------|-------------------------|-----------------------|---------------------------------|----------------------------|-----------------------------|--------------------------------|
| | P | mm | d1 max | d3 max | d4 max | b1 min | d2 max | Lc max | h2 | t / T | Q min | q |
| P100F300K2 - SR2 | 100.0 | 36.0 | 50.0 | 50.0 | 60.0 | 32.0 | 15.0 | 118.0 | 40.0 | 6.0 | 100.0/22480 | 14.8 |

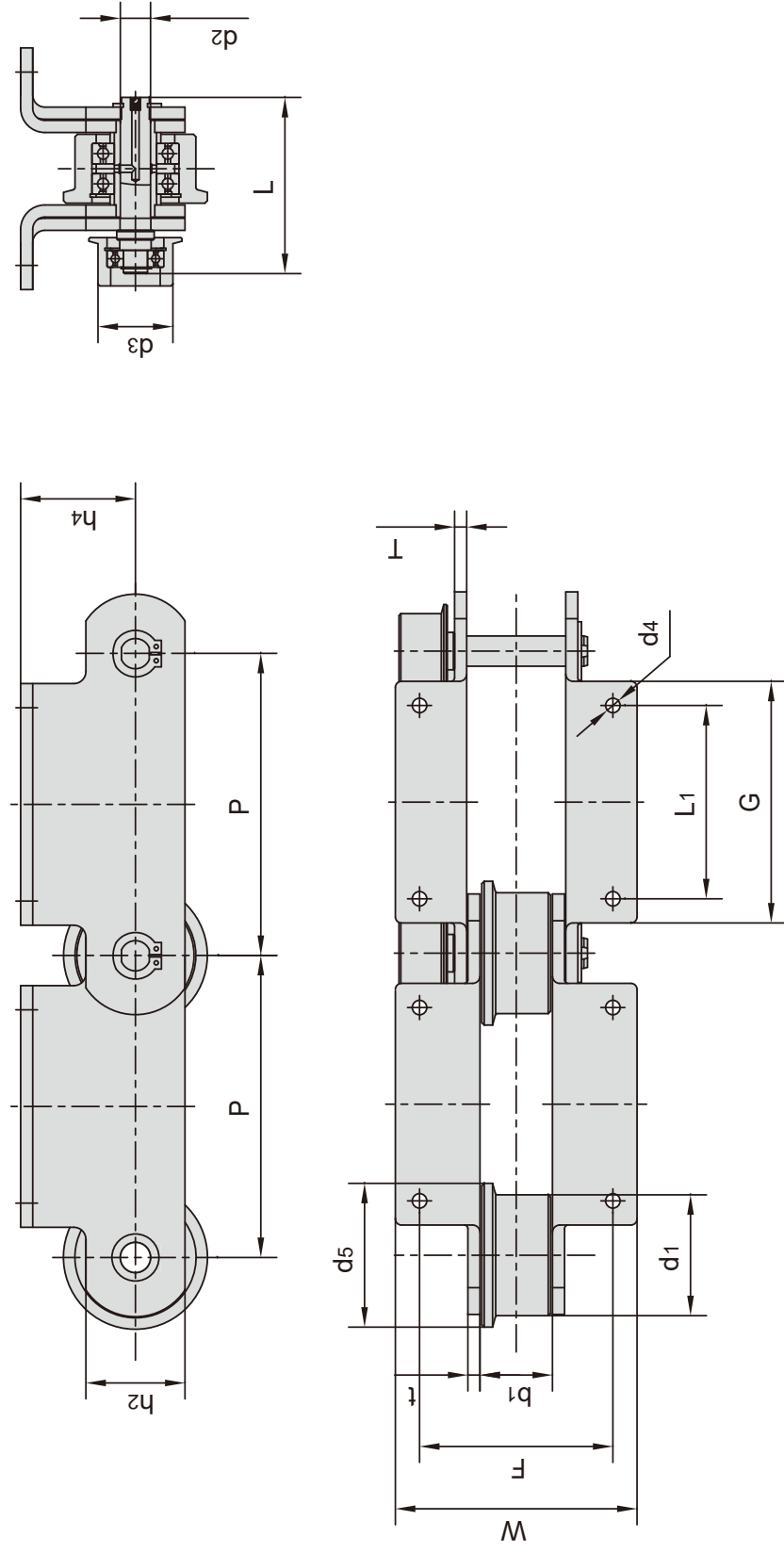
| 东华链号 Donghua Chain No. | L | G | F | W | h4 | d5 |
|------------------------------|------|-------|------|-------|------|------|
| P100F300K2 - SR2 | 50.0 | 100.0 | 95.0 | 130.0 | 55.0 | 13.0 |



| 东华链号 Donghua Chain No. | 节距 Pitch | | 滚子直径 Roller diameter | | 内节内宽 Width between inner plates | | 销轴直径 Pin diameter | 销轴长度 Pin length | 链板高度 Inner plate depth | 链板厚度 Plate thickness | 抗拉强度 Tensile strength | 每米长重 Weight per meter |
|------------------------------|-------------|------|----------------------------|-----------|--|-----------|-------------------------|-----------------------|---------------------------------|----------------------------|-----------------------------|--------------------------------|
| | P | mm | d1 max | d3 max | d5 max | b1 min | d2 max | L max | h2 | t / T | Q min | q |
| P250F100A2 | 250.0 | 40.0 | 80.0 | 80.0 | 98.0 | 38.0 | 21.0 | 166.0 | 60.0 | 10.0 | 224.0/50355 | 27.4 |
| P250F171A2 | 250.0 | 45.0 | 80.0 | 80.0 | 98.0 | 38.0 | 25.0 | 166.0 | 80.0 | 10.0 | 315.0/70812 | 30.5 |
| P250F197A2 | 250.0 | 50.0 | 80.0 | 80.0 | 98.0 | 38.0 | 30.0 | 173.5 | 90.0 | 12.0 | 450.0/101160 | 37.5 |

| 东华链号 Donghua Chain No. | L1 | G | F | W | h4 | d4 |
|------------------------------|-------|-------|------|------|-------|------|
| P250F100A2 | 140.0 | 180.0 | 62.0 | 89.2 | 100.0 | 11.0 |
| P250F171A2 | 140.0 | 180.0 | 62.0 | 82.5 | 100.0 | 11.0 |
| P250F197A2 | 140.0 | 180.0 | 66.0 | 97.5 | 100.0 | 11.5 |

汽车生产线链条 Conveyor chains for automobile production line

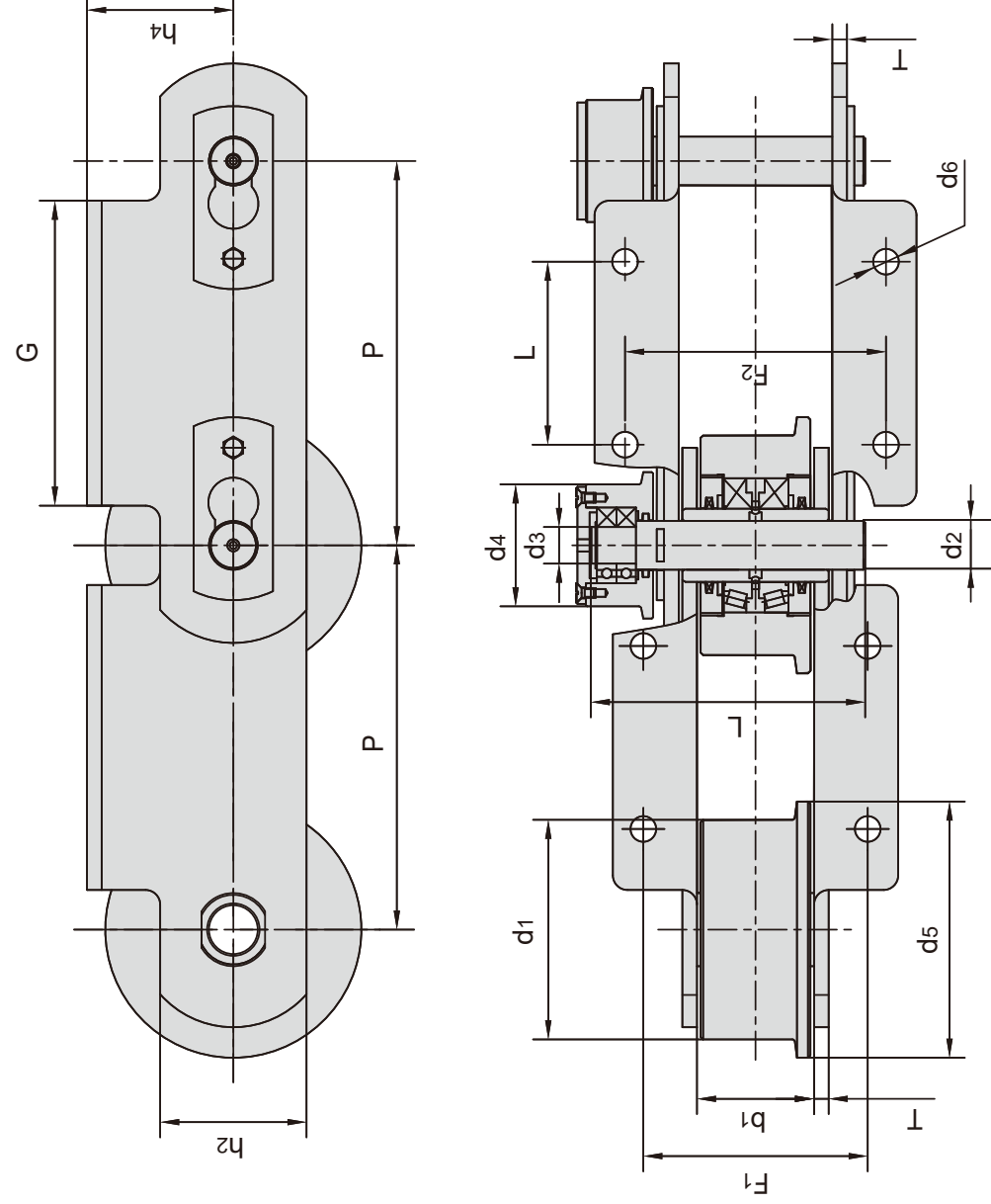


| 东华链号 Donghua Chain No. | 节距 Pitch | | 滚子直径 Roller diameter | | | 内节内宽 Width between inner plates | | 销轴直径 Pin diameter | | 销轴长度 Pin length | | 链板高度 Inner plate depth | | 链板厚度 Plate thickness | | 抗拉强度 Tensile strength | | 每米长重 Weight per meter | |
|------------------------------|-------------|----|----------------------------|-----------|-----------|--|-----------|-------------------------|------|-----------------------|--------------|---------------------------------|--|----------------------------|--|-----------------------------|--|--------------------------------|--|
| | P | mm | d1 max | d3 max | d5 max | b1 min | d2 max | L max | h2 | t/T | Q min | q | | | | | | | |
| P250F103K2 | 250.0 | mm | 100.0 | 65.0 | 120.0 | 73.0 | 25.0 | 180.8 | 70.0 | 10.0 | 315.0/70812 | 47.6 | | | | | | | |
| P250F114K2 | 250.0 | mm | 40.0 | 72.0 | - | 25.0 | 25.0 | 127.0 | 50.0 | 8.0 | 160.0/35968 | 18.7 | | | | | | | |
| P250F120K2 | 250.0 | mm | 100.0 | 65.0 | 120.0 | 73.0 | 25.0 | 168.0 | 70.0 | 8.0 | 315.0/70812 | 43.3 | | | | | | | |
| P250F122K2 | 250.0 | mm | 100.0 | 65.0 | 120.0 | 75.0 | 25.0 | 188.0 | 70.0 | 11.5 | 315.0/70812 | 58.8 | | | | | | | |
| P250F172K2 | 250.0 | mm | 100.0 | 62.0 | 120.0 | 60.0 | 25.0 | 155.0 | 82.0 | 10.0 | 450.0/101160 | 42.5 | | | | | | | |
| P250F206K2 | 250.0 | mm | 100.0 | 62.0 | 119.0 | 60.0 | 25.0 | 145.8 | 82.0 | 10.0 | 520.0/116896 | 43.0 | | | | | | | |

| 东华链号 Donghua Chain No. | P | L1 | G | F | W | h4 | d4 |
|------------------------------|-------|-------|-------|-------|-------|--------|-------|
| P250F103K2 | 250.0 | 110.0 | 170.0 | 180.0 | 230.0 | 105.00 | 11.00 |
| P250F114K2 | 250.0 | 125.0 | 180.0 | 90.0 | 122.0 | 54.00 | 11.00 |
| P250F120K2 | 250.0 | 110.0 | 150.0 | 170.0 | 210.0 | 105.00 | 11.00 |
| P250F122K2 | 250.0 | 110.0 | 170.0 | 180.0 | 220.0 | 105.00 | 12.00 |
| P250F172K2 | 250.0 | 160.0 | 200.0 | 160.0 | 200.0 | 95.00 | 12.00 |
| P250F206K2 | 250.0 | 160.0 | 200.0 | 160.0 | 200.0 | 95.00 | 12.00 |

汽车生产线链条

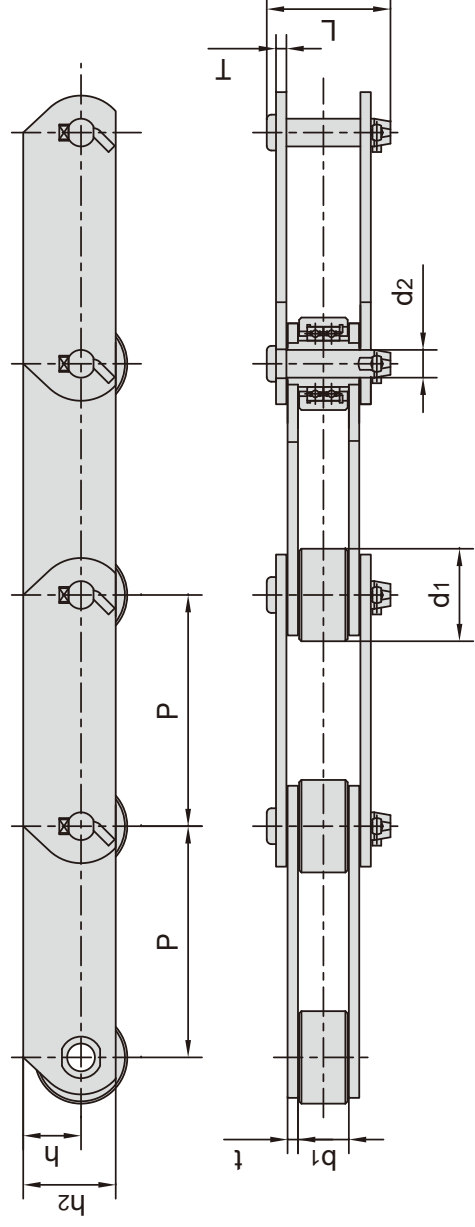
Conveyor chains for automobile production line



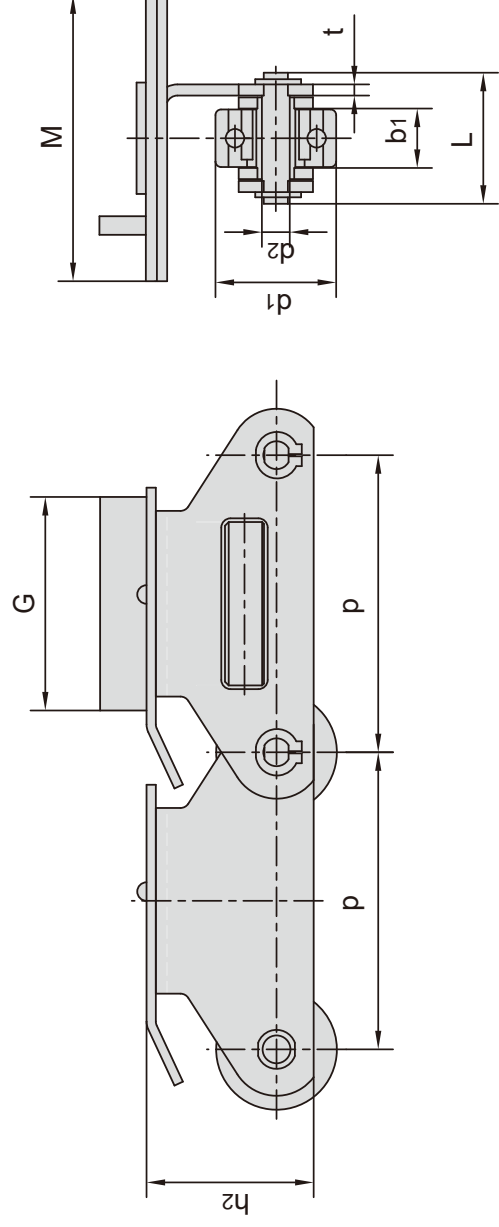
| 东华链号 Donghua Chain No. | 节距 Pitch | 滚子直径 Roller diameter | | | 内节内宽 Width between inner plates | | 销轴直径 Pin diameter | | 销轴长度 Pin length | 抗拉强度 Tensile strength | 平均抗拉强度 Average tensile strength |
|------------------------------|-------------|----------------------------|-----------------|-----------------|--|-----------------|-------------------------|--------------------|-----------------------|-----------------------------|--|
| | | d1 max mm | d4 max mm | d5 max mm | b1 min mm | d2 max mm | d3 max mm | Q min kN/lbf | | | |
| P315 | 315 mm | 180.0 | 100.0 | 210.0 | 90.0 | 40.0 | 30.0 | 217.0 | 100.0/22727 | 110.0 | |

| 东华链号 Donghua Chain No. | P | L | G | F1 | F2 | h4 | h2 | d6 | T |
|------------------------------|-----------|-------|-------|-------|-------|-------|-------|------|------|
| P315 | 315 mm | 150.0 | 250.0 | 180.0 | 206.0 | 120.0 | 120.0 | 21.0 | 12.0 |

汽车生产线链条 Conveyor chains for automobile production line



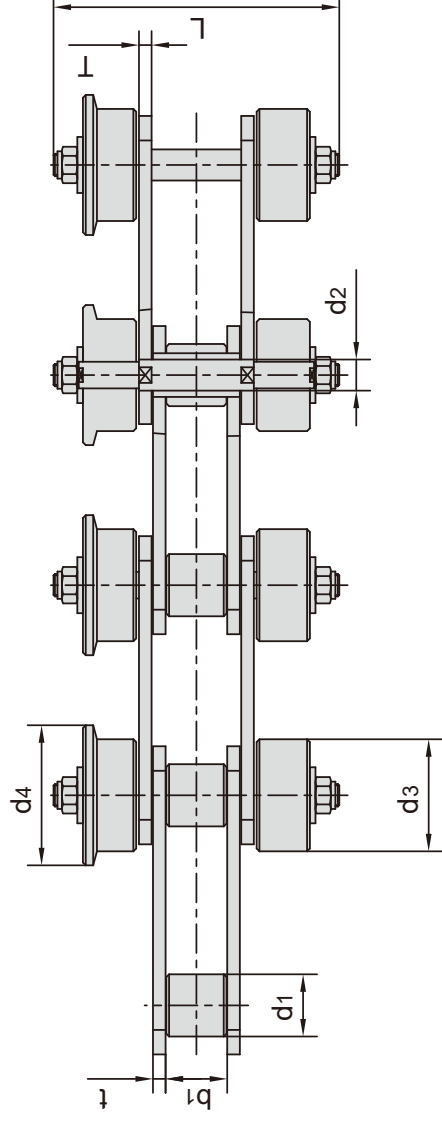
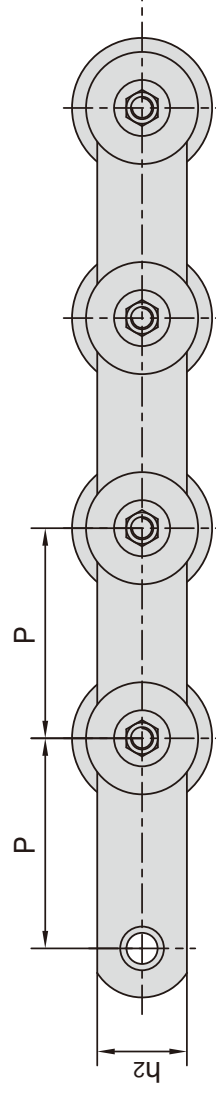
| 东华链号 Donghua Chain No. | 节距 Pitch | 滚子直径 Roller diameter | 内节内宽 Width between inner plates | 销轴直径 Pin diameter | 销轴长度 Pin length | 链板高度 Plate depth | 链板厚度 Plate thickness | 抗拉强度 Tensile strength | 平均抗拉强度 Average tensile strength | 每米重量 Weight per meter |
|------------------------------|-------------|----------------------------|--|-------------------------|-----------------------|------------------------|----------------------------|-----------------------------|--|--------------------------------|
| | P mm | d1 max mm | b1 min mm | d2 max mm | L max mm | h max mm | t/T mm | Q min kN/lbf | Q0 kN | q kg/m |
| FVT63F3-PZ-100 | 100.0 | 40.0 | 22.0 | 12.0 | 53.5 | 25.0 | 4.5 | 63.0/14162 | 68.6 | 5.1 |



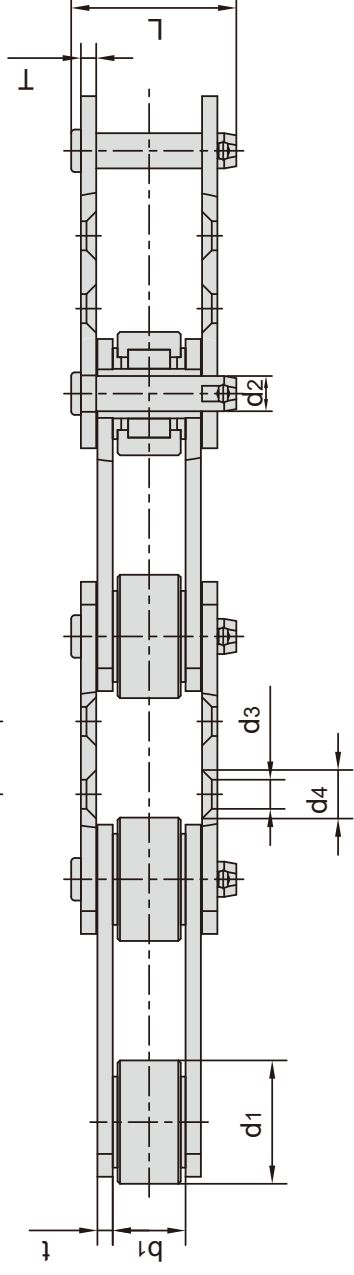
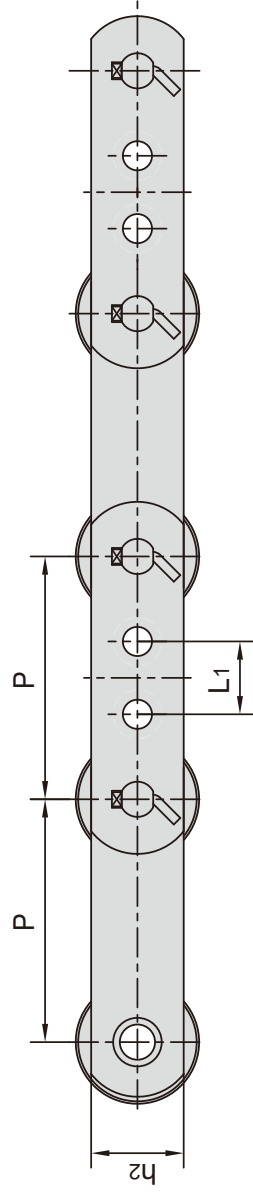
| 东华链号 Donghua Chain No. | 节距 Pitch | 滚子直径 Roller diameter | 内节内宽 Width between inner plates | 销轴直径 Pin diameter | 销轴长度 Pin length | 链板厚度 Plate thickness | 附件尺寸 Attachment dimension | | 抗拉强度 Tensile strength |
|------------------------------|-------------|----------------------------|--|-------------------------|-----------------------|----------------------------|---------------------------------|---------|-----------------------------|
| | P mm | d1 max mm | b1 min mm | d2 max mm | L max mm | t mm | G mm | M mm | Q min kN/lbf |
| M112F44-P-160 | 160.0 | 65.0 | 32.0 | 15.00 | 71.0 | 6.0 | 115.0 | 154.0 | 140.0/31472 |

汽车生产线链条


Conveyor chains for automobile production line



| 东华链号 Donghua Chain No. | 节距 Pitch | 滚子直径 Roller diameter | | 内节内宽 Width between inner plates | 销轴直径 Pin diameter | 销轴长度 Pin length | 链板高度 Inner plate depth | 链板厚度 Plate thickness | 抗拉强度 Tensile strength | 每米长重 Weight per meter |
|------------------------------|-------------|----------------------------|-----------------|--|-------------------------|-----------------------|---------------------------------|----------------------------|-----------------------------|--------------------------------|
| | | d1 max mm | d3 max mm | | | | | | | |
| P75F55SR2 | 75.0 mm | 22.2 | 40.0 | 22.0 | 11.1 | 102.0 | 32.0 | 4.5 | 58.3/13105 | 9.3 |
| | P | d1 max mm | d3 max mm | b1 min mm | d2 max mm | L max mm | h2 mm | t/T mm | Q min kNlbf | q kg/m |




| 东华链号 Donghua Chain No. | 节距 Pitch | 滚子直径 Roller diameter | | 内节内宽 Width between inner plates | 销轴直径 Pin diameter | 销轴长度 Pin length | 链板高度 Inner plate depth | 链板厚度 Plate thickness | 附件尺寸 Attachment dimension | | | 抗拉强度 Tensile strength | 每米长重 Weight per meter |
|------------------------------|-------------|----------------------------|-----------------|--|-------------------------|-----------------------|---------------------------------|----------------------------|---------------------------------|----------|----------|-----------------------------|--------------------------------|
| | | d1 max mm | d3 max mm | | | | | | b1 min mm | L1 mm | d3 mm | | |
| P100F262-G2 | 100.0 mm | 50.8 | 30.0 | 30.0 | 14.5 | 69.0 | 38.1 | 6.3 | 30.0 | 12.0 | 20.0 | 96.0/21580 | 8.75 |
| | P | d1 max mm | b1 min mm | b1 min mm | d2 max mm | L max mm | h2 mm | t/T mm | L1 mm | d3 mm | d4 mm | Q min kN/lbf | q kg/m |

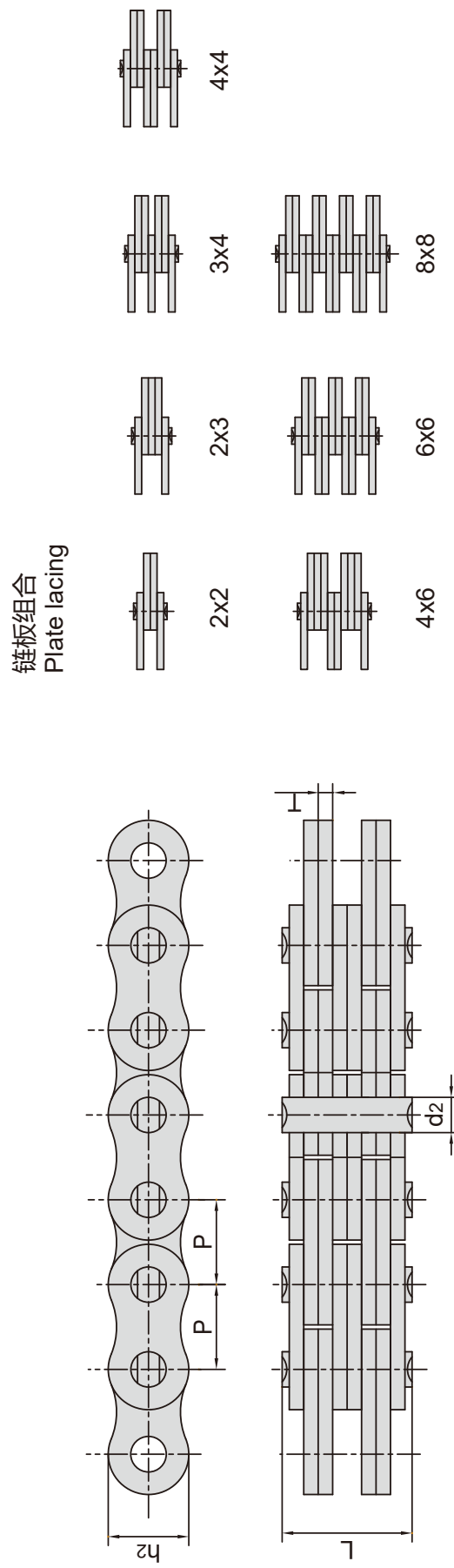


板式链/提升链

LEAF CHAINS & HOISTING CHAINS




板式链 Leaf chains



| ISO 链号 ISO Chain No. | ANSI 链号 ANSI Chain No. | 节距 Pitch P mm | 链板组合 Plate lacing | 链板高度 Plate depth h2 max mm | 链板厚度 Plate thickness T max mm | 销轴直径 Pin diameter d2 max mm | 销轴长度 Pin length L max mm | 抗拉强度 Tensile strength Q min kN/lbf | 平均抗拉强度 Average tensile strength Q0 kN | 每米长重 Weight per meter q kg/m |
|-------------------------------|---------------------------------|------------------------|-------------------------|---|--|--|---|---|--|---|
| | | | | | | | | | | |
| LH0822 | BL422 | 12.700 | 2 x 2 | 12.07 | 2.03 | 5.09 | 11.05 | 22.2/5045 | 27.6 | 0.60 |
| LH0823 | BL423 | | 2 x 3 | | | | 13.16 | 22.2/5045 | 27.6 | 0.75 |
| LH0834 | BL434 | | 3 x 4 | | | | 17.40 | 33.4/7591 | 41.4 | 1.05 |
| LH0844 | BL444 | 12.700 | 4 x 4 | 12.07 | 2.03 | 5.09 | 19.51 | 44.5/10114 | 56.0 | 1.20 |
| LH0846 | BL446 | | 4 x 6 | | | | 23.75 | 44.5/10114 | 56.0 | 1.46 |
| LH0866 | BL466 | 12.700 | 6 x 6 | 12.07 | 2.03 | 5.09 | 27.99 | 66.7/15159 | 81.7 | 1.77 |
| LH0888 | BL488 | | 8 x 8 | | | | 36.45 | 89.0/20227 | 109.4 | 2.32 |
| LH1022 | BL522 | 15.875 | 2 x 2 | 15.09 | 2.42 | 5.96 | 12.90 | 33.4/7591 | 43.1 | 0.90 |
| LH1023 | BL523 | | 2 x 3 | | | | 15.37 | 33.4/7591 | 43.1 | 1.10 |
| LH1034 | BL534 | | 3 x 4 | | | | 20.32 | 48.9/11114 | 65.6 | 1.50 |
| LH1044 | BL544 | 15.875 | 4 x 4 | 15.09 | 2.42 | 5.96 | 22.78 | 66.7/15159 | 84.5 | 1.80 |
| LH1046 | BL546 | | 4 x 6 | | | | 27.74 | 66.7/15159 | 84.5 | 2.20 |
| LH1066 | BL566 | 15.875 | 6 x 6 | 15.09 | 2.42 | 5.96 | 32.69 | 100.1/22750 | 125.1 | 2.65 |
| LH1088 | BL588 | | 8 x 8 | | | | 42.57 | 133.4/30318 | 169.5 | 3.50 |
| LH1222 | BL622 | 19.050 | 2 x 2 | 18.11 | 3.25 | 7.94 | 17.37 | 48.9/11114 | 68.2 | 1.50 |
| LH1223 | BL623 | | 2 x 3 | | | | 20.73 | 48.9/11114 | 68.2 | 1.80 |
| LH1234 | BL634 | | 3 x 4 | | | | 27.43 | 75.6/17181 | 102.8 | 2.50 |
| LH1244 | BL644 | 19.050 | 4 x 4 | 18.11 | 3.25 | 7.94 | 30.78 | 97.9/22250 | 136.9 | 2.90 |
| LH1246 | BL646 | | 4 x 6 | | | | 37.49 | 97.9/22250 | 136.9 | 3.60 |
| LH1266 | BL666 | 19.050 | 6 x 6 | 18.11 | 3.25 | 7.94 | 44.20 | 146.8/33364 | 214.2 | 4.30 |
| LH1288 | BL688 | | 8 x 8 | | | | 57.61 | 195.7/44477 | 217.7 | 5.80 |
| LH1622 | BL822 | 25.400 | 2 x 2 | 24.13 | 4.00 | 9.54 | 21.34 | 84.5/19204 | 108.2 | 2.40 |
| LH1623 | BL823 | | 2 x 3 | | | | 25.48 | 84.5/19204 | 108.2 | 3.00 |
| LH1634 | BL834 | | 3 x 4 | | | | 33.76 | 129.0/29318 | 170.0 | 4.20 |
| LH1644 | BL844 | 25.400 | 4 x 4 | 24.13 | 4.00 | 9.54 | 37.90 | 169.0/38409 | 214.6 | 4.80 |
| LH1646 | BL846 | | 4 x 6 | | | | 46.18 | 169.0/38409 | 214.6 | 6.00 |
| LH1666 | BL866 | 25.400 | 6 x 6 | 24.13 | 4.00 | 9.54 | 54.46 | 253.6/57636 | 324.5 | 7.20 |
| LH1688 | BL888 | | 8 x 8 | | | | 71.02 | 338.1/76841 | 432.7 | 9.60 |

板式链 Leaf chains



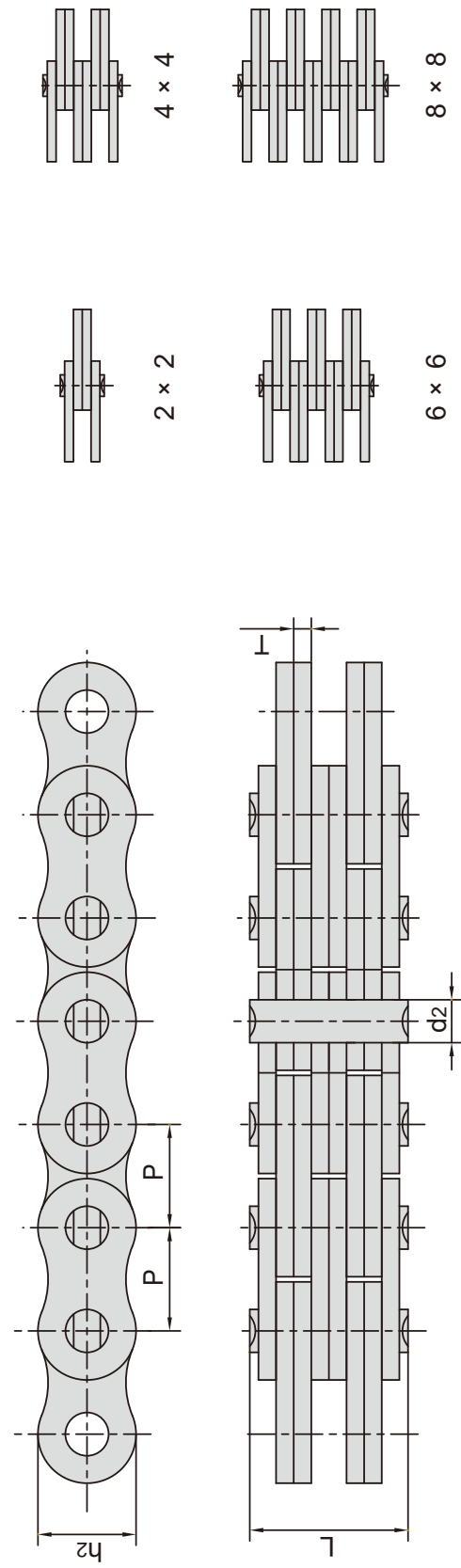
| ISO 链号 ISO Chain No. | ANSI 链号 ANSI Chain No. | 节距 Pitch P mm | 链板组合 Plate lacing | 链板高度 Plate depth h ₂ max mm | 链板厚度 Plate thickness T max mm | 销轴直径 Pin diameter d ₂ max mm | 销轴长度 Pin length L max mm | 抗拉强度 Tensile strength Q min kN/lbf | 平均抗拉强度 Average tensile strength Q ₀ kN | 每米重量 Weight per meter q kg/m |
|----------------------------------|------------------------------------|------------------------|-------------------------|---|--|--|---|---|--|---|
| | | | | | | | | | | |
| LH2022 | BL1022 | 31.75 | 2 x 2 | 30.18 | 4.80 | 11.11 | 25.37 | 115.6/26272 | 165.8 | 3.57 |
| LH2023 | BL1023 | | 2 x 3 | | | | 30.33 | 115.6/26272 | 165.8 | 4.45 |
| LH2034 | BL1034 | | 3 x 4 | | | | 40.23 | 182.4/41454 | 248.7 | 6.19 |
| LH2044 | BL1044 | 31.75 | 4 x 4 | 30.18 | 4.80 | 11.11 | 45.19 | 231.3/52568 | 303.6 | 7.04 |
| LH2046 | BL1046 | | 4 x 6 | | | | 55.09 | 231.3/52568 | 303.6 | 8.77 |
| LH2066 | BL1066 | 38.10 | 6 x 6 | 36.20 | 5.60 | 12.71 | 65.00 | 347.0/78863 | 433.7 | 10.50 |
| LH2088 | BL1088 | | 8 x 8 | | | | 84.81 | 462.6/105136 | 604.1 | 14.00 |
| LH2422 | BL1222 | 38.10 | 2 x 2 | 36.20 | 5.60 | 12.71 | 29.62 | 151.2/34363 | 192.0 | 4.96 |
| LH2423 | BL1223 | | 2 x 3 | | | | 35.43 | 151.2/34363 | 192.0 | 6.16 |
| LH2434 | BL1234 | 38.10 | 3 x 4 | 36.20 | 5.60 | 12.71 | 47.07 | 244.6/55591 | 315.9 | 8.55 |
| LH2444 | BL1244 | | 4 x 4 | | | | 52.88 | 302.5/68750 | 381.1 | 9.76 |
| LH2446 | BL1246 | 44.45 | 4 x 6 | 42.24 | 6.40 | 14.29 | 64.52 | 302.5/68750 | 381.1 | 12.16 |
| LH2466 | BL1266 | | 6 x 6 | | | | 76.15 | 453.7/103113 | 543.6 | 14.61 |
| LH2488 | BL1288 | 44.45 | 8 x 8 | 48.26 | 7.20 | 17.46 | 99.42 | 605.0/137500 | 726.0 | 19.36 |
| LH2822 | BL1422 | | 2 x 2 | | | | 33.55 | 191.3/43477 | 225.7 | 6.89 |
| LH2823 | BL1423 | 44.45 | 2 x 3 | 42.24 | 6.40 | 14.29 | 40.16 | 191.3/43477 | 225.7 | 8.55 |
| LH2834 | BL1434 | | 3 x 4 | | | | 53.37 | 315.8/71772 | 448.3 | 11.61 |
| LH2844 | BL1444 | 44.45 | 4 x 4 | 42.24 | 6.40 | 14.29 | 59.97 | 382.6/86954 | 451.2 | 13.24 |
| LH2846 | BL1446 | | 4 x 6 | | | | 73.18 | 382.6/86954 | 451.2 | 16.51 |
| LH2866 | BL1466 | 50.80 | 6 x 6 | 48.26 | 7.20 | 17.46 | 86.39 | 578.3/131431 | 682.4 | 19.79 |
| LH2888 | BL1488 | | 8 x 8 | | | | 112.80 | 765.1/173886 | 902.8 | 26.35 |
| LH3222 | BL1622 | 63.50 | 2 x 2 | 60.33 | 9.91 | 23.81 | 39.01 | 289.1/65704 | 341.1 | 8.78 |
| LH3223 | BL1623 | | 2 x 3 | | | | 46.58 | 289.1/65704 | 341.1 | 10.90 |
| LH3234 | BL1634 | 63.50 | 3 x 4 | 60.33 | 9.91 | 23.81 | 61.72 | 440.4/100091 | 519.6 | 15.15 |
| LH3244 | BL1644 | | 4 x 4 | | | | 69.29 | 573.8/131431 | 680.4 | 17.27 |
| LH3246 | BL1646 | 63.50 | 4 x 6 | 60.33 | 9.91 | 23.81 | 84.43 | 578.3/131431 | 680.4 | 21.53 |
| LH3266 | BL1666 | | 6 x 6 | | | | 99.57 | 857.4/194863 | 1000.7 | 25.88 |
| LH3288 | BL1688 | 63.50 | 8 x 8 | 60.33 | 9.91 | 23.81 | 129.84 | 1156.5/262841 | 1364.6 | 34.29 |
| LH4022 | BL2022 | | 2 x 2 | | | | 51.74 | 433.7/98568 | 511.7 | 15.95 |
| LH4023 | BL2023 | 63.50 | 2 x 3 | 60.33 | 9.91 | 23.81 | 61.70 | 433.7/98568 | 511.7 | 19.78 |
| LH4034 | BL2034 | | 3 x 4 | | | | 81.61 | 649.4/147590 | 766.2 | 27.46 |
| LH4044 | BL2044 | 63.50 | 4 x 4 | 60.33 | 9.91 | 23.81 | 91.57 | 867.4/197163 | 1023.5 | 31.34 |
| LH4046 | BL2046 | | 4 x 6 | | | | 111.48 | 867.4/197163 | 1023.5 | 39.01 |
| LH4066 | BL2066 | 63.50 | 6 x 6 | 60.33 | 9.91 | 23.81 | 131.39 | 1301.1/295704 | 1535.2 | 46.63 |
| LH4088 | BL2088 | | 8 x 8 | | | | 171.22 | 1734.8/394272 | 2046.5 | 62.00 |

*: 有两种链板厚度, 除上述表中标注的7.20mm之外, 另一种厚度为7.52mm。客户可根据自己的需求, 自行选择。

*: We have two kinds of chain plate thickness. Besides the 7.20mm in above table, the other thickness is 7.52 mm. Customers can choose according to needs.

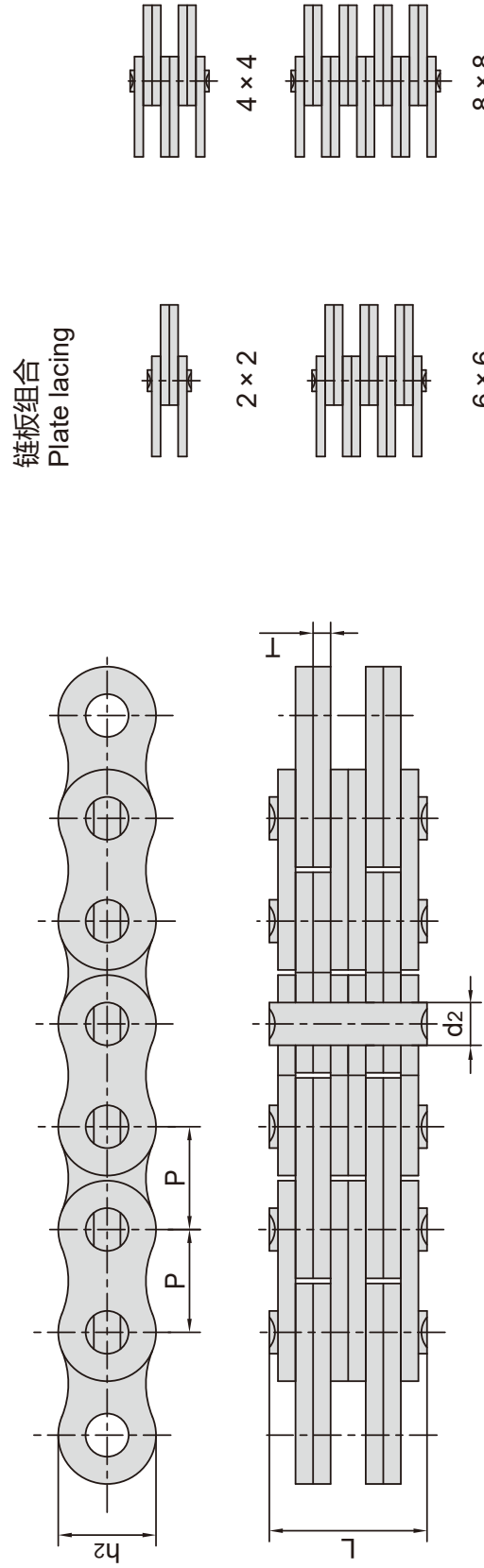
板式链 Leaf chains

链板组合
Plate lacing



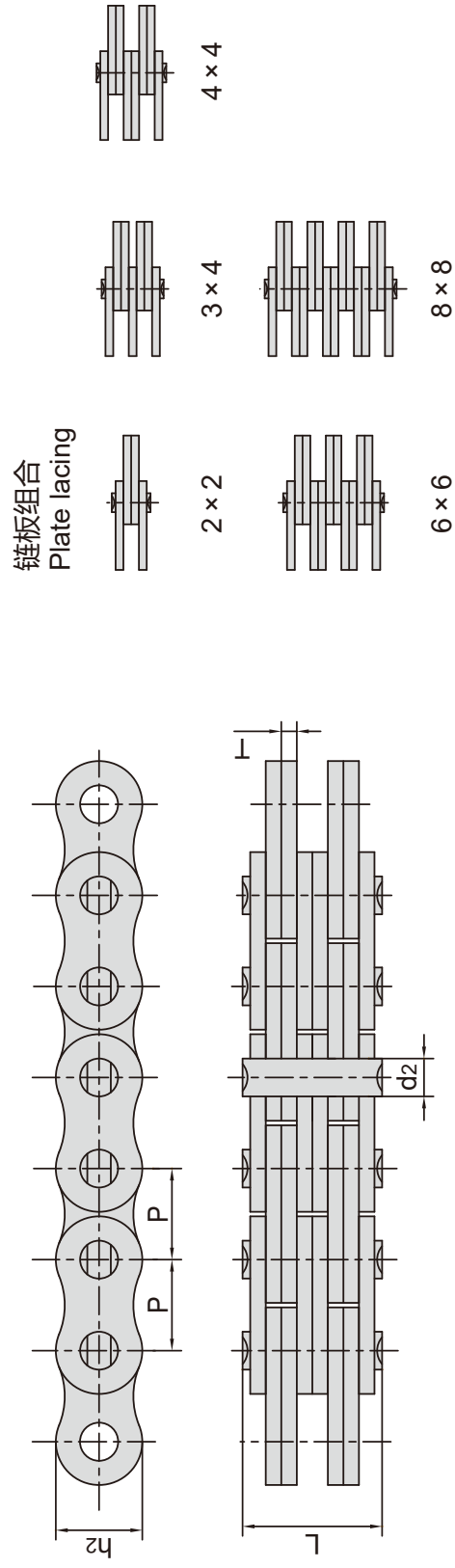
| DIN/ISO 链号 DIN/ISO Chain No. | 节距 Pitch P mm | 链板组合 Plate lacing | 链板高度 Plate depth h ₂ max mm | 链板厚度 Plate thickness T max mm | 销轴直径 Pin diameter d ₂ max mm | 销轴长度 Pin length L max mm | 抗拉强度 | 平均抗拉强度 | 每米重量 Weight per meter q kg/m |
|--|------------------------|-------------------------|---|--|--|---|---|--|---|
| | | | | | | | Tensile strength Q min kN/lbf | Average tensile strength Q ₀ kN | |
| LL0622 | 9.525 | 2 x 2 | 8.2 | 1.04 | 3.28 | 6.2 | 9.9 | 9.9 | 0.22 |
| LL0644 | | 4 x 4 | | | | 10.7 | 18.0/4046 | 19.8 | 0.42 |
| LL0666 | | 6 x 6 | | | | 14.9 | 24.9/5598 | 27.4 | 0.62 |
| LL0822 | 12.700 | 2 x 2 | 10.6 | 1.60 | 4.45 | 8.9 | 20.4 | 20.4 | 0.42 |
| LL0844 | | 4 x 4 | | | | 15.6 | 36.4/8188 | 40.7 | 0.84 |
| LL0866 | | 6 x 6 | | | | 22.0 | 54.6/12283 | 60.0 | 1.24 |
| LL0888 | | 8 x 8 | | | | 28.5 | 72.8/16378 | 80.0 | 1.64 |
| LL1022 | 15.875 | 2 x 2 | 13.7 | 1.60 | 5.08 | 9.2 | 25.5 | 25.5 | 0.54 |
| LL1044 | | 4 x 4 | | | | 15.8 | 45.4/10213 | 51.0 | 1.06 |
| LL1066 | | 6 x 6 | | | | 22.1 | 68.1/15321 | 76.3 | 1.57 |
| LL1088 | 19.050 | 8 x 8 | 16.0 | 1.85 | 5.72 | 28.8 | 101.9 | 101.9 | 2.10 |
| LL1222 | | 2 x 2 | | | | 10.4 | 29.5/6637 | 33.2 | 0.73 |
| LL1244 | | 4 x 4 | | | | 17.9 | 59.0/13273 | 66.4 | 1.44 |
| LL1266 | | 6 x 6 | | | | 25.4 | 88.5/19910 | 99.7 | 2.15 |
| LL1288 | 8 x 8 | | | | 32.9 | 118.0/26547 | 132.9 | 2.84 | |

板式链 Leaf chains



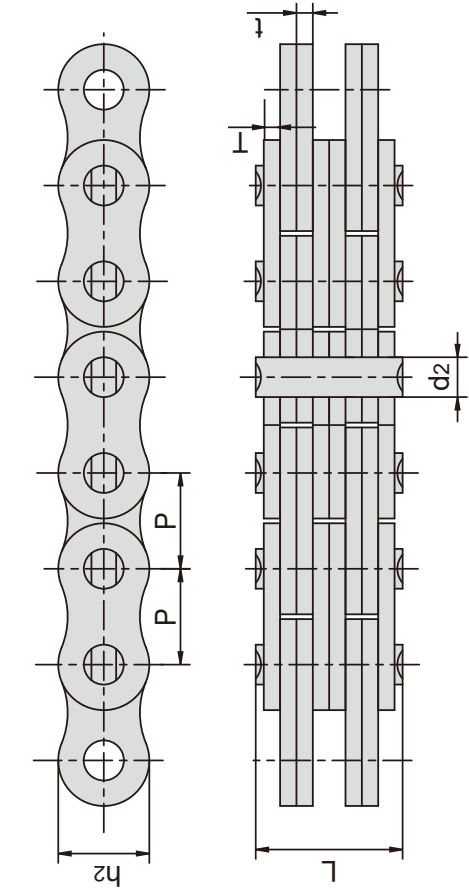
| DIN/ISO 链号 DIN/ISO Chain No. | 节距 Pitch P mm | 链板组合 Plate lacing | 链板高度 Plate depth h ₂ max mm | 链板厚度 Plate thickness T max mm | 销轴直径 Pin diameter d ₂ max mm | 销轴长度 Pin length L max mm | 抗拉强度 Tensile strength Q min kN/lbf | 平均抗拉强度 Average tensile strength Q ₀ kN | 每米重量 Weight per meter q kg/m |
|---------------------------------------|------------------------|-------------------------|---|--|--|---|---|--|---|
| | | | | | | | | | |
| LL1622 | 25.40 | 2 × 2 | 21.00 | 3.10 | 8.28 | 17.2 | 58.0/13182 | 76.3 | 1.52 |
| LL1644 | | 4 × 4 | | | | 29.6 | 116.0/26363 | 152.6 | 2.90 |
| LL1666 | | 6 × 6 | | | | 42.4 | 174.0/39545 | 228.9 | 4.30 |
| LL1688 | 31.75 | 8 × 8 | 26.40 | 3.70 | 10.19 | 54.9 | 232.0/52726 | 305.2 | 5.71 |
| LL2022 | | 2 × 2 | | | | 20.1 | 95.0/21591 | 109.2 | 2.33 |
| LL2044 | | 4 × 4 | | | | 33.8 | 190.0/43182 | 218.5 | 4.40 |
| LL2066 | 38.10 | 6 × 6 | 33.40 | 5.00 | 14.63 | 50.1 | 285.0/64773 | 324.6 | 6.79 |
| LL2088 | | 8 × 8 | | | | 64.0 | 380.0/86363 | 435.1 | 8.90 |
| LL2422 | | 2 × 2 | | | | 28.4 | 170.0/38363 | 195.5 | 4.47 |
| LL2444 | 44.45 | 4 × 4 | 37.08 | 6.00 | 15.90 | 46.3 | 340.0/77273 | 380.8 | 8.22 |
| LL2466 | | 6 × 6 | | | | 66.4 | 510.0/115909 | 571.2 | 12.22 |
| LL2488 | | 8 × 8 | | | | 86.6 | 680.0/154545 | 775.2 | 16.30 |
| LL2822 | 50.80 | 2 × 2 | 42.00 | 6.40 | 17.81 | 32.2 | 200.0/45455 | 245.0 | 5.40 |
| LL2844 | | 4 × 4 | | | | 56.4 | 400.0/90909 | 490.0 | 10.53 |
| LL2866 | | 6 × 6 | | | | 80.8 | 600.0/136363 | 735.0 | 15.68 |
| LL2888 | 63.50 | 8 × 8 | 52.76 | 8.00 | 22.89 | 105.2 | 800.0/181818 | 980.0 | 20.83 |
| LL3222 | | 2 × 2 | | | | 34.8 | 260.0/59091 | 291.2 | 6.39 |
| LL3244 | | 4 × 4 | | | | 60.6 | 520.0/118182 | 582.4 | 12.46 |
| LL3266 | 76.20 | 6 × 6 | 63.88 | 10.00 | 29.24 | 86.4 | 780.0/177272 | 873.6 | 18.52 |
| LL3288 | | 8 × 8 | | | | 112.2 | 1040.0/233970 | 1176.0 | 24.65 |
| LL4022 | | 2 × 2 | | | | 42.2 | 360.0/81818 | 403.2 | 10.36 |
| LL4044 | 39.98 | 4 × 4 | 54.6 | 15.94 | 19.94 | 74.4 | 780.0/177273 | 873.6 | 20.22 |
| LL4066 | | 6 × 6 | | | | 106.5 | 1080.0/245454 | 1209.6 | 30.07 |
| LL4088 | | 8 × 8 | | | | 140.0 | 1440.0/323959 | 1747.2 | 39.98 |
| LL4822 | 31.38 | 2 × 2 | 62.72 | 15.94 | 15.94 | 54.6 | 560.0/127272 | 627.2 | 15.94 |
| LL4844 | | 4 × 4 | | | | 92.6 | 1120.0/254545 | 1554.4 | 31.38 |
| LL4866 | | 6 × 6 | | | | 133.4 | 1680.0/377953 | 1880.0 | 46.94 |
| LL4888 | 8 × 8 | 174.2 | 2240.0/509091 | 2508.8 | 62.36 | | | | |

板式链
Leaf chains

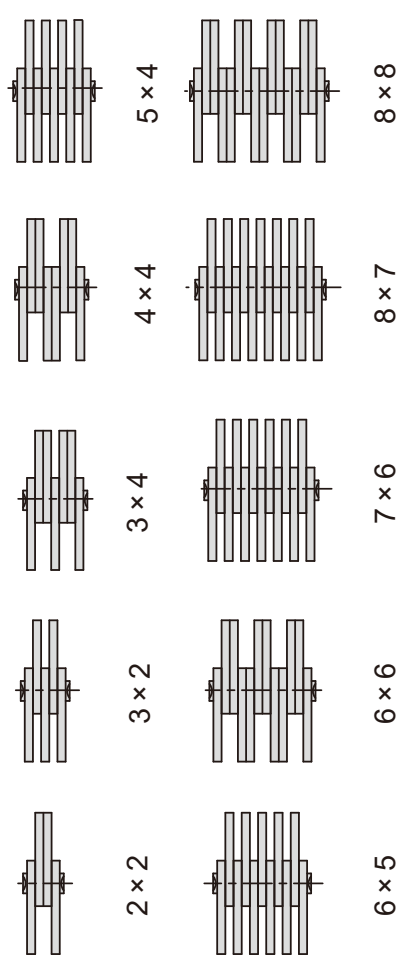


| JIS 链号 JIS Chain No. | 节距 Pitch P mm | 链板组合 Plate lacing | 链板高度 Plate depth h ₂ max mm | 链板厚度 Plate thickness T max mm | 销轴直径 Pin diameter d ₂ max mm | 销轴长度 Pin length L max mm | 抗拉强度 Tensile strength Q min kN/lbf | 平均抗拉强度 Average tensile strength Q ₀ kN | 每米长重 Weight per meter q kg/m |
|-------------------------------|------------------------|----------------------|--|---|---|--------------------------------------|--|--|---------------------------------------|
| | | | | | | | | | |
| AL322 | 9.525 | 2 × 2 | 7.7 | 1.30 | 3.58 | 6.80 | 9.0/2045 | 10.2 | 0.23 |
| AL344 | | 4 × 4 | | | | 11.60 | 18.0/4090 | 20.0 | 0.46 |
| AL422 | 12.700 | 2 × 2 | 10.4 | 1.50 | 3.96 | 8.30 | 14.7/3304 | 16.9 | 0.39 |
| AL444 | | 4 × 4 | | | | 14.40 | 29.4/6609 | 35.2 | 0.74 |
| AL466 | | 6 × 6 | | | | 20.50 | 44.0/9891 | 52.7 | 1.13 |
| AL522 | 15.875 | 2 × 2 | 12.8 | 2.03 | 5.08 | 11.05 | 24.5/5508 | 28.6 | 0.64 |
| AL534 | | 3 × 4 | | | | 17.00 | 36.8/8273 | 46.0 | 1.10 |
| AL544 | | 4 × 4 | | | | 19.40 | 48.9/10993 | 62.4 | 1.25 |
| AL566 | | 6 × 6 | | | | 27.50 | 73.4/16500 | 93.8 | 1.79 |
| AL622 | 19.050 | 2 × 2 | 15.6 | 2.42 | 5.94 | 13.00 | 33.4/7508 | 44.4 | 0.87 |
| AL644 | | 4 × 4 | | | | 22.70 | 66.7/14994 | 78.8 | 1.70 |
| AL666 | | 6 × 6 | | | | 32.20 | 100.1/22502 | 118.6 | 2.53 |
| AL688 | | 8 × 8 | | | | 42.20 | 133.4/29988 | 156.6 | 3.37 |
| AL822 | 25.400 | 2 × 2 | 20.8 | 3.25 | 7.92 | 16.20 | 57.9/13016 | 68.6 | 1.57 |
| AL844 | | 4 × 4 | | | | 29.40 | 115.7/26009 | 135.6 | 3.08 |
| AL866 | | 6 × 6 | | | | 44.20 | 173.5/39003 | 202.3 | 4.62 |
| AL888 | | 8 × 8 | | | | 55.50 | 231.4/52019 | 245.0 | 6.12 |
| AL1022 | 31.750 | 2 × 2 | 25.6 | 4.00 | 9.53 | 19.60 | 84.5/18996 | 107.1 | 2.51 |
| AL1044 | | 4 × 4 | | | | 36.40 | 169.0/37991 | 203.6 | 4.95 |
| AL1066 | | 6 × 6 | | | | 52.30 | 253.5/56987 | 315.3 | 7.39 |
| AL1088 | | 8 × 8 | | | | 68.50 | 338.0/75982 | 421.2 | 9.83 |
| AL1222 | 38.100 | 2 × 2 | 30.5 | 4.80 | 11.10 | 24.30 | 120.1/26998 | 151.1 | 3.65 |
| AL1244 | | 4 × 4 | | | | 43.80 | 240.2/53997 | 299.7 | 7.05 |
| AL1266 | | 6 × 6 | | | | 63.20 | 360.3/80995 | 426.3 | 10.50 |
| AL1288 | | 8 × 8 | | | | 82.60 | 480.4/107994 | 568.4 | 14.03 |
| AL1444 | 44.450 | 4 × 4 | 36.4 | 5.60 | 12.70 | 51.30 | 302.5/68002 | 413.6 | 9.80 |
| AL1466 | | 6 × 6 | | | | 74.50 | 453.7/101992 | 620.4 | 14.66 |
| AL1644 | 50.800 | 4 × 4 | 41.6 | 6.40 | 14.21 | 58.00 | 382.5/85986 | 522.8 | 12.90 |
| AL1666 | | 6 × 6 | | | | 83.80 | 573.8/128990 | 783.6 | 19.27 |
| AL1688 | | 8 × 8 | | | | 109.50 | 765.0/171972 | 1045.5 | 25.64 |

板式链 Leaf chains



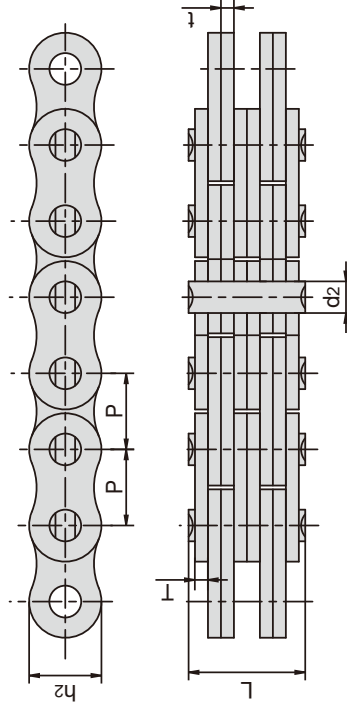
链板组合
Plate lacing



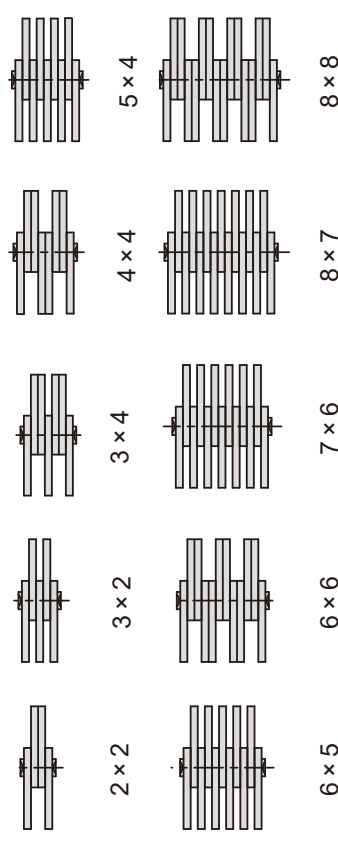
| 东华链号 Donghua Chain No. | 节距 Pitch P mm | 链板组合 Plate lacing | 链板高度 Plate depth h ₂ max mm | 链板厚度 Plate thickness t/T max mm | 销轴直径 Pin diameter d ₂ max mm | 销轴长度 Pin length L max mm | 抗拉强度 Tensile strength Q min kN/lbf | 平均抗拉强度 Average tensile strength Q ₀ kN | 每米重量 Weight per meter q kg/m |
|------------------------------|------------------------|-------------------------|---|--|--|---|---|--|---|
| | | | | | | | | | |
| FL644 | | 4 × 4 | | | | 6.2 | 6.50/1477 | 7.8 | 0.13 |
| FL666 | 5.940 | 6 × 6 | 4.7 | 0.60 | 1.85 | 9.3 | 9.75/2216 | 11.8 | 0.20 |
| FL688 | | 8 × 8 | | | 12.0 | 12.0 | 13.00/2955 | 15.6 | 0.25 |
| FL523 | 8.000 | 3 × 2 | 6.3 | 1.00 | 2.31 | 6.7 | 7.00/1575 | 7.4 | 0.18 |
| *FL523F1 | 8.000 | 3 × 2 | 6.3 | 1.30/1.00 | 2.31 | 6.3 | 7.00/1575 | 7.4 | 0.25 |
| *FL523F3 | 8.000 | 3 × 2 | 7.6 | 1.30/1.04 | 3.10 | 8.0 | 7.00/1575 | 8.0 | 0.33 |
| *FL523F4 | 8.000 | 3 × 2 | 7.6 | 1.30/1.04 | 2.31 | 7.6 | 7.00/1576 | 8.0 | 0.32 |
| FL844 | 8.000 | 4 × 4 | 6.9 | 0.73 | 2.31 | 7.9 | 10.00/2273 | 12.1 | 0.25 |
| *FL823F1 | 8.000 | 3 × 2 | 7.6 | 1.30/1.04 | 3.15 | 7.8 | 11.00/2472 | 11.8 | 0.32 |
| FL922 | | 2 × 2 | | | | 6.2 | 10.00/2273 | 12.1 | 0.22 |
| FL944 | | 4 × 4 | | | | 10.4 | 21.00/4724 | 24.7 | 0.43 |
| FL945 | 9.525 | 4 × 5 | 8.7 | 1.04 | 3.28 | 11.5 | 21.00/4724 | 23.0 | 0.50 |
| FL956 | | 6 × 5 | | | | 14.0 | 25.50/5732 | 28.0 | 0.60 |
| FL966 | | 6 × 6 | | | | 14.9 | 31.00/7045 | 36.8 | 0.65 |
| FL988 | | 8 × 8 | | | | 19.0 | 42.00/9450 | 46.2 | 0.87 |
| FL966F3 | 9.525 | 6 × 6 | 8.7 | 1.15 | 3.28 | 16.2 | 33.10/7441 | 36.5 | 0.75 |
| FL922F4 | 9.525 | 2 × 2 | 8.5 | 1.60 | 3.90 | 8.6 | 12.50/2810 | 13.8 | 0.37 |
| LF10 | 10.000 | 3 × 3 | 7.5 | 1.20 | 3.20 | 10.6 | 14.00/3150 | 15.5 | 0.39 |
| LF1234 | 12.000 | 4 × 3 | 10.0 | 2.03 | 3.96 | 17.6 | 15.45/3476 | 17.0 | 0.85 |
| LF1246 | 12.000 | △6 × 4 | 10.8 | 1.60 | 5.08 | 18.7 | 30.00/6748 | 33.0 | 1.05 |
| F1266F1 | 12.700 | △6 × 6 | 9.0 | 1.60 | 3.70 | 21.6 | 45.00/10123 | 50.0 | 0.92 |
| F122 | 12.700 | 2 × 2 | 8.2 | 1.00 | 3.58 | 7.0 | 11.43/2598 | 13.6 | 0.19 |
| F1223 | 12.700 | 3 × 2 | 10.2 | 2.03 | 4.45 | 12.8 | 20.00/4545 | 23.8 | 0.61 |
| FL1244 | 12.700 | 4 × 4 | 10.2 | 1.70 | 4.45 | 16.7 | 44.00/10000 | 52.3 | 0.83 |
| F1023 | 15.875 | 3 × 2 | 14.3 | 2.42 | 4.75 | 15.9 | 25.00/5625 | 27.5 | 1.11 |
| FLC534 | | 3 × 4 | | | | 15.3 | 40.40/9181 | 44.4 | 0.99 |
| FLC545 | 15.875 | 5 × 4 | | | | 19.2 | 54.30/12340 | 59.7 | 1.27 |
| FLC556 | | 6 × 5 | | | | 22.7 | 67.60/15363 | 74.3 | 1.54 |
| FLC567 | | 7 × 6 | | | | 26.8 | 80.80/18176 | 89.0 | 1.82 |

注：带*表示链板为直边形；带△表示链板组合特殊
Note: * means straight link plate; △ means special link plate combination

板式链
Leaf chains



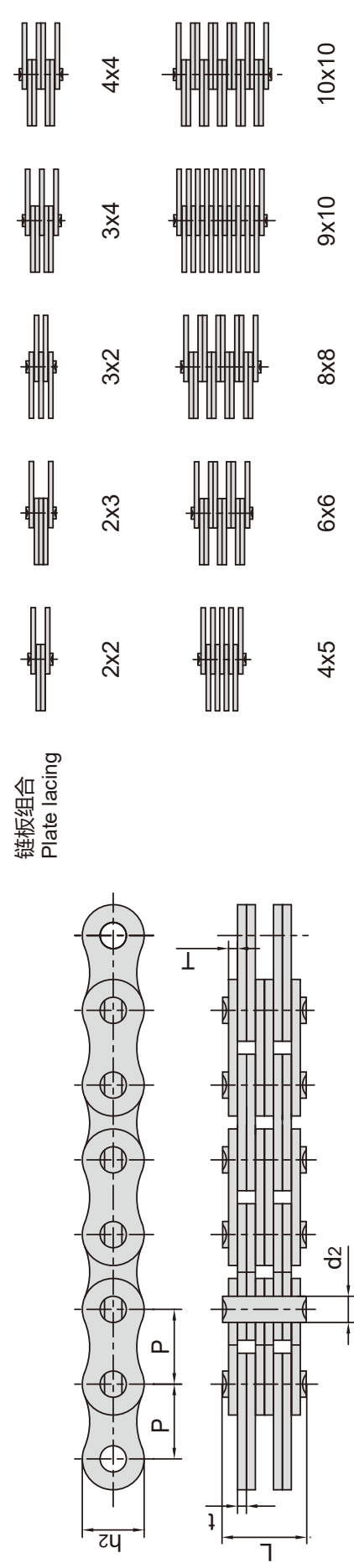
链板组合
Plate lacing



| 东华链号 Donghua Chain No. | 节距 Pitch P mm | 链板组合 Plate lacing | 链板高度 Plate depth h ₂ max mm | 链板厚度 Plate thickness t/T max mm | 销轴直径 Pin diameter d ₂ max mm | 销轴长度 Pin length L max mm | 抗拉强度 Tensile strength Q min kN/lbf | 平均抗拉强度 Average tensile strength Q ₀ kN | 每米重量 Weight per meter q kg/m |
|------------------------------|------------------------|-------------------------|---|--|--|---|---|--|---|
| | | | | | | | | | |
| FLC578 | 15.875 | 8 × 7 | 12.70 | 1.85 | 5.08 | 30.8 | 90.0/20250 | 99.0 | 2.10 |
| CTL566 | 15.875 | 6 × 6 | 15.10 | 2.10 | 5.08 | 28.0 | 78.0/17534 | 86.0 | 2.44 |
| CTBL588 | 15.875 | 8 × 8 | 14.80 | 1.70 | 5.94 | 30.7 | 85.0/19108 | 105.0 | 2.59 |
| *CH25 | 17.000 | 2 × 1 | 9.00 | 1.60 | 4.00 | 7.5 | 6.0/1348 | 7.5 | 0.27 |
| LF1866 | 18.550 | 6 × 6 | 15.80 | 3.00 | 6.00 | 39.8 | 106.0/23845 | 116.6 | 3.58 |
| LF1966 | 19.050 | 4 × 4 | 14.70 | 2.25 | 5.98 | 21.8 | 76.5/17210 | 84.5 | 1.55 |
| F19S-44 | 19.050 | 6 × 6 | 14.70 | 2.25 | 5.98 | 31.0 | 115.0/25870 | 126.5 | 2.31 |
| F19V-44 | 19.050 | 4 × 4 | 15.20 | 2.42 | 6.50 | 22.4 | 71.0/16136 | 84.3 | 1.73 |
| F19V-66 | 19.050 | 6 × 6 | 15.20 | 2.42 | 6.50 | 32.3 | 106.0/24090 | 125.9 | 2.57 |
| F19VF1-66 | 19.050 | 6 × 6 | 17.60 | 2.42 | 6.50 | 32.3 | 164.0/36867 | 180.4 | 3.22 |
| F19V-88 | 19.050 | 8 × 8 | 15.20 | 2.42 | 6.50 | 42.4 | 142.0/31922 | 156.2 | 3.41 |
| FLC623 | 19.050 | 3 × 2 | 14.50 | 1.85 | 5.72 | 12.5 | 30.0/6744 | 33.0 | 0.81 |
| FLC634 | 19.050 | 4 × 3 | 14.50 | 1.85 | 5.72 | 16.1 | 46.0/10341 | 50.6 | 1.12 |
| FL2044 | 20.000 | 4 × 4 | 16.00 | 2.42 | 5.30 | 22.4 | 67.0/15062 | 73.7 | 1.83 |
| FLC823 | | 3 × 2 | | | | 20.9 | 65.0/14612 | 72.0 | 1.86 |
| FLC834 | | 4 × 3 | | | | 27.4 | 100.0/22500 | 110.0 | 2.57 |
| FLC845 | 25.400 | 5 × 4 | 19.46 | 3.25 | 8.28 | 34.2 | 130.0/29224 | 143.0 | 3.30 |
| FLC856 | | 6 × 5 | | | | 40.5 | 166.0/37343 | 183.0 | 4.00 |
| FLC867 | | 7 × 6 | | | | 47.0 | 195.7/44024 | 215.3 | 4.70 |
| FLC878 | | 8 × 7 | | | | 53.6 | 227.5/51180 | 250.5 | 5.40 |
| F25-34 | 25.400 | 3 × 4 | 23.40 | 3.05/4.00 | 10.85 | 28.6 | 125.0/28120 | 137.5 | 3.64 |
| F25-66 | | 6 × 6 | | | | 44.1 | 250.0/56240 | 275.0 | 5.93 |
| F25-66F1 | 25.000 | 6 × 6 | 24.00 | 3.00 | 10.85 | 42.0 | 147.0/33046 | 190.0 | 5.65 |
| FLC1034 | | 4 × 3 | | | | 28.4 | 82.7/18591 | 91.0 | 3.52 |
| FLC1045 | | 5 × 4 | | | | 34.3 | 110.0/24745 | 121.0 | 4.49 |
| FLC1056 | 31.750 | 6 × 5 | 25.40 | 3.25 | 9.53 | 40.6 | 137.9/31340 | 151.0 | 5.44 |
| FLC1067 | | 7 × 8 | | | | 47.2 | 165.4/37590 | 181.9 | 6.42 |
| FLC1078 | | 8 × 7 | | | | 53.8 | 193.0/43863 | 212.0 | 7.40 |
| LF31109 | 31.750 | 10 × 9 | 27.00 | 4.00 | 12.00 | 83.0 | 440.0/98915 | 500.0 | 12.70 |
| P35-44 | 35.000 | △4 × 4 | 30.00 | 4.00 | 12.00 | 37.7 | 100.0/22500 | 110.0 | 5.96 |
| LF8844F1 | 88.900 | 4 × 4 | 84.00 | 13.50 | 40.00 | 122.0 | 1950.0/438360 | 2145.0 | 60.60 |
| D90F1 | 90.000 | 8 × 8 | 70.00 | 6.30 | 36.00 | 113.0 | 980.0/220460 | 1078.0 | 41.20 |
| LF105 | 105.000 | 11 × 10 | 80.00 | 6.00 | 40.00 | 143.0 | 1470.0/330690 | 1690.5 | 64.38 |

注: 带*表示链板为直边形; 带△表示链板组合特殊
Note: * means straight link plate; △ means special link plate combination

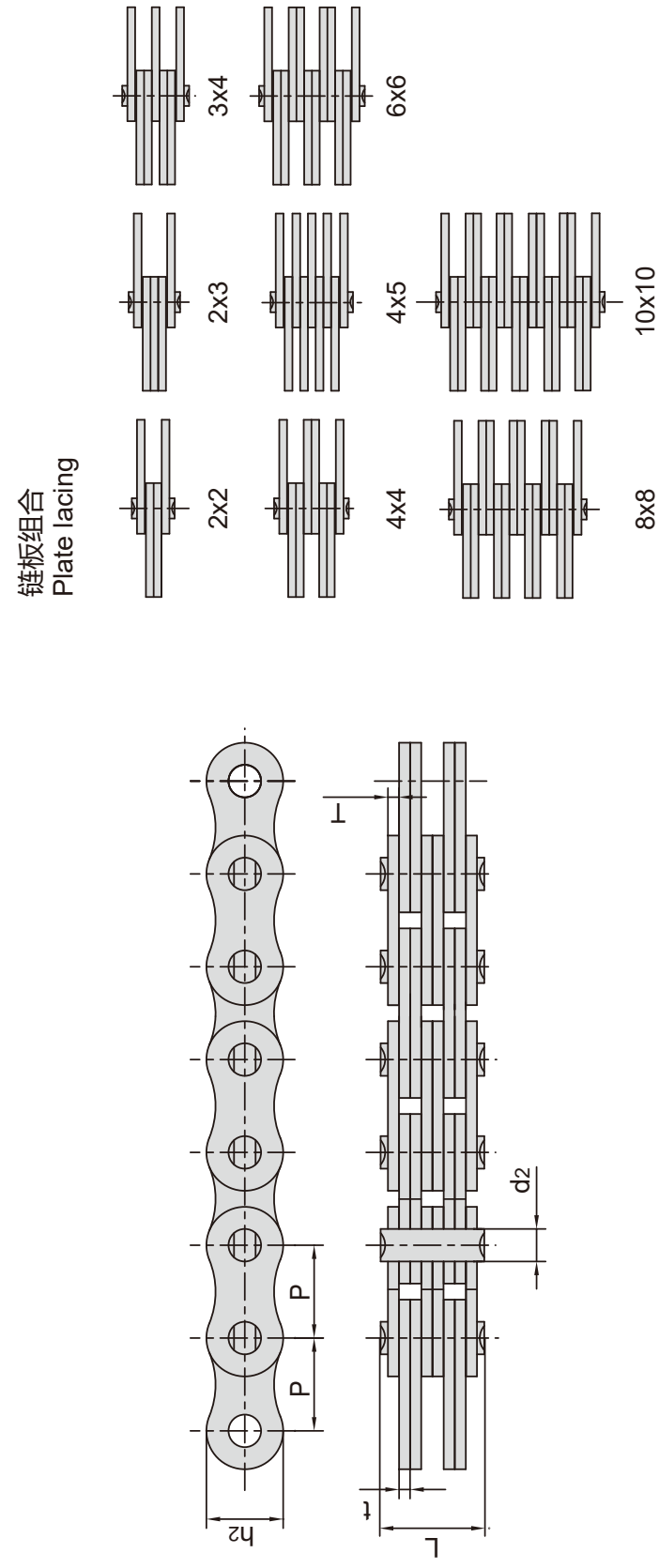
板式链
Leaf chains



| 东华链号 Donghua Chain No. | 节距 Pitch P mm | 链板组合 Plate lacing | 链板高度 Plate depth h ₂ max mm | 链板厚度 Plate thickness t/T max mm | 销轴直径 Pin diameter d ₂ max mm | 销轴长度 Pin length L max mm | 抗拉强度 Tensile strength Q min kN/lbf | 平均抗拉强度 Average tensile strength Q ₀ kN | 每米重量 Weight per meter q kg/m |
|------------------------------|------------------------|-------------------------|---|--|--|---|---|--|---|
| | | | | | | | | | |
| AL0522 | | 2 × 2 | | | | 5.00 | 4.4/990 | 4.6 | 0.15 |
| AL0544 | 8.000 | 4 × 4 | 7.10 | 0.80 | 2.31 | 8.20 | 8.8/1980 | 9.3 | 0.28 |
| AL0566 | | 6 × 6 | | | | 11.60 | 13.0/2922 | 13.7 | 0.42 |
| AL322F1 | | 2 × 2 | | | | 7.50 | 9.3/2092 | 9.8 | 0.22 |
| AL344F1 | 9.525 | 4 × 4 | 7.00 | 1.30 | 3.58 | 12.80 | 18.5/4162 | 19.4 | 0.42 |
| AL366F1 | | 6 × 6 | | | | 18.20 | 27.8/6254 | 29.2 | 0.62 |
| AL388F1 | | 8 × 8 | | | | 23.60 | 37.0/8323 | 38.8 | 0.82 |
| AL322HF2 | 9.525 | 2 × 2 | 7.70 | 1.50 | 3.58 | 7.60 | 10.0/2248 | 10.5 | 0.24 |
| *AL344F3 | 9.525 | 4 × 4 | 7.70 | 1.20 | 3.58 | 11.60 | 18.0/4046 | 18.9 | 0.49 |
| AL344F4 | 9.525 | 4 × 4 | 7.90 | 1.57 | 3.58 | 15.00 | 25.0/5620 | 26.3 | 0.63 |
| AL866F1 | 25.400 | 6 × 6 | 20.50 | 3.00 | 7.92 | 40.30 | 135.0/30370 | 148.5 | 4.40 |
| AL822F3 | 25.400 | 2 × 2 | 20.80 | 3.25 | 7.92 | 15.90 | 57.9/13016 | 70.0 | 1.61 |
| AL10910F1 | 31.750 | 10 × 9 | 27.00 | 4.00 | 12.00 | 83.00 | 400.0/89923 | 441.0 | 11.80 |
| AL1066F2 | 31.750 | 6 × 6 | 25.60 | 4.00 | 9.53 | 52.20 | 265.0/59574 | 305.0 | 7.43 |
| AL1044F1 | 31.750 | 4 × 4 | 22.80 | 4.15 | 10.19 | 37.90 | 214.0/48107 | 234.5 | 4.32 |
| AL1266F1 | 38.100 | 6 × 6 | 30.00 | 4.80 | 13.30 | 64.30 | 420.0/94482 | 462.0 | 9.68 |
| BL432F1 | 12.700 | △3 × 2 | 11.60 | 2.03 | 4.45 | 12.60 | 22.0/4946 | 24.0 | 0.76 |
| LH0844F5 | 12.700 | 4 × 4 | 12.07 | 1.60 | 5.08 | 16.00 | 27.5/6182 | 30.0 | 1.01 |
| LH0832F6 | 12.700 | △3 × 2 | 12.07 | 2.03 | 4.45 | 13.16 | 19.8/4451 | 23.0 | 0.77 |
| LH081010F8 | 12.700 | 10 × 10 | 12.07 | 2.03 | 5.94 | 44.80 | 120.0/26977 | 130.0 | 6.35 |
| LH0844F | 12.700 | 4 × 4 | 12.07 | 1.60 | 5.08 | 15.70 | 44.48/10000 | 48.9 | 1.01 |
| BL544F1 | 15.875 | 4 × 4 | 14.60 | 2.37 | 5.94 | 22.50 | 80.0/17985 | 85.0 | 1.76 |
| LH1034F2 | 15.875 | 3 × 4 | 15.00 | 2.42 | 5.94 | 20.30 | 65.0/14612 | 70.0 | 1.64 |
| BL544F8 | 15.875 | 4 × 4 | 15.00 | 1.70 | 5.80 | 17.00 | 46.0/10341 | 53.0 | 1.33 |
| LH1223F1 | 19.050 | 2 × 3 | 15.60 | 2.42 | 5.94 | 20.30 | 29.4/6610 | 32.5 | 1.50 |
| LH1245F1 | | 4 × 5 | | | | 25.20 | 39.2/8812 | 43.0 | 1.91 |
| LH1223F3 | 19.050 | 2 × 3 | 18.10 | 3.25 | 7.93 | 19.90 | 68.65/15433 | 71.0 | 1.95 |
| LH1234F3 | | 3 × 4 | | | | 26.60 | 102.97/23148 | 108.8 | 2.69 |

注：带*表示链板为直边形；带△表示链板组合特殊
Note: * means straight link plate; △ means special link plate combination

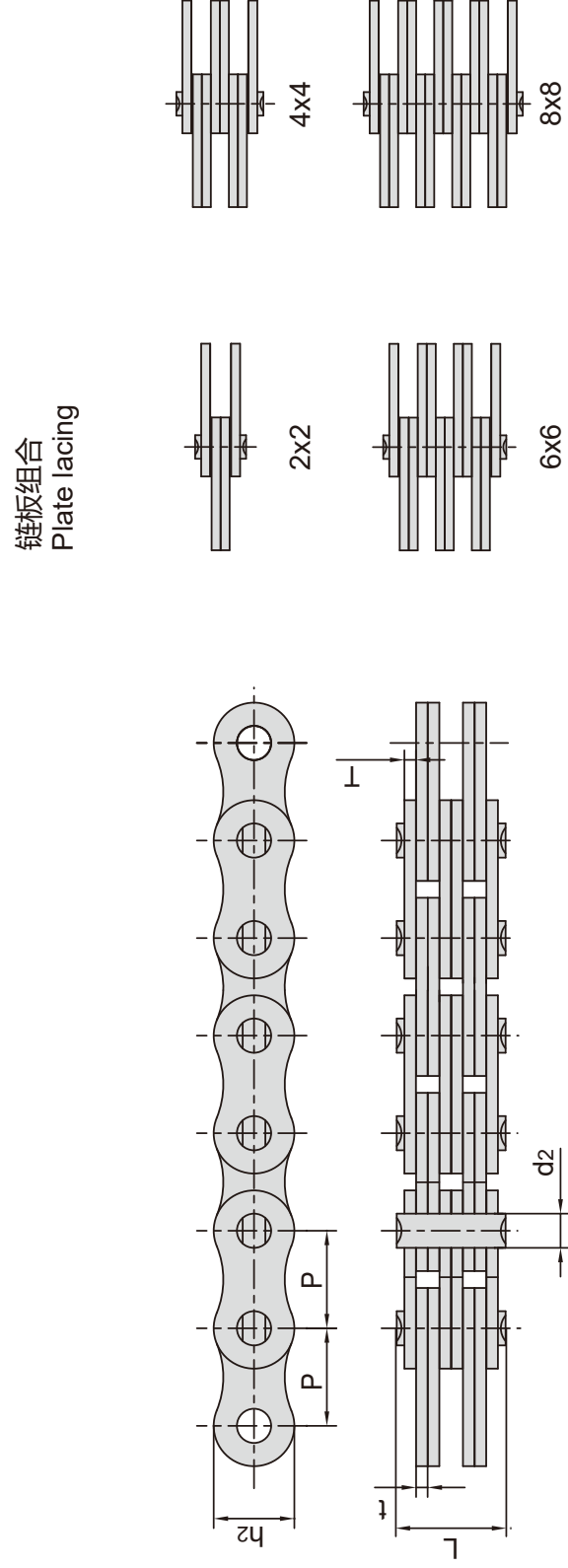
板式链 Leaf chains



| 东华链号 Donghua Chain No. | 节距 Pitch P mm | 链板组合 Plate lacing | 链板高度 Plate depth h ₂ max mm | 链板厚度 Plate thickness t/T max mm | 销轴直径 Pin diameter d ₂ max mm | 销轴长度 Pin length L max mm | 抗拉强度 Tensile strength | | 平均抗拉强度 Average tensile strength Q ₀ kN | 每米重量 Weight per meter q kg/m |
|------------------------------|------------------------|-------------------------|---|--|--|---|-----------------------------|----------------------|--|---|
| | | | | | | | Q _{min} kN/lbf | Q ₀ kN | | |
| BL666F1 | 19.050 | 6 x 6 | 18.10 | 2.35 | 6.50 | 31.70 | 130.0/29224 | 143.0 | 3.30 | |
| *BL666GL | 19.050 | 6 x 6 | 16.00 | 3.00 | 6.25 | 40.00 | 100.0/22480 | 110.0 | 3.80 | |
| BL866F1 | 25.400 | 6 x 6 | 24.10 | 3.10/4.00 | 10.85 | 45.70 | 200.0/44992 | 220.0 | 6.14 | |
| BL834F2 | 25.400 | 3 x 4 | 24.10 | 3.10/4.00 | 10.85 | 29.50 | 120.0/26995 | 132.0 | 3.76 | |
| BL834F3 | 25.400 | 3 x 4 | 24.10 | 4.00 | 10.90 | 32.90 | 142.0/31944 | 156.2 | 4.44 | |
| BL866F3 | 25.400 | 6 x 6 | 24.10 | 4.00 | 10.90 | 52.20 | 253.6/57050 | 279.0 | 7.48 | |
| BL834F5 | 25.400 | 3 x 4 | 24.10 | 3.10/4.00 | 10.90 | 28.00 | 120.0/26995 | 132.0 | 3.64 | |
| BL866F5 | 25.400 | 6 x 6 | 24.10 | 3.30/4.00 | 10.90 | 45.30 | 200.0/44992 | 220.0 | 4.94 | |
| LH1646F3 | 25.400 | 4 x 6 | 24.10 | 4.00 | 9.53 | 44.20 | 233.0/52378 | 256.5 | 6.22 | |
| BL844F8 | 25.400 | 4 x 4 | 25.10 | 3.00 | 10.90 | 30.00 | 120.0/26976 | 135.0 | 3.84 | |
| LH2066F1 | 31.750 | 6 x 6 | 29.70 | 4.09 | 11.10 | 55.70 | 303.0/68177 | 365.0 | 9.42 | |
| BL1046F2 | 31.750 | 4 x 6 | 29.70 | 4.00 | 11.10 | 47.00 | 231.3/51996 | 266.0 | 7.74 | |
| LH2054F4 | 31.750 | △5 x 4 | 29.70 | 5.60 | 11.10 | 56.50 | 280.0/62947 | 340.0 | 9.56 | |
| LH281010F1 | 44.450 | 10x10 | 36.10 | 5.00 | 14.27 | 108.00 | 1220.0/274256 | 1400.0 | 22.20 | |
| LH3288F1 | 50.800 | 8 x 8 | 47.80 | 6.90 | 20.20 | 122.00 | 1200.0/269950 | 1320.0 | 33.53 | |
| LH3266F2 | 50.800 | 6 x 6 | 48.20 | 7.00 | 17.46 | 91.80 | 867.0/195040 | 953.7 | 24.52 | |
| LH3244F6 | 50.800 | 4 x 4 | 42.00 | 6.00 | 17.46 | 56.00 | 430.0/96667 | 505.0 | 11.96 | |
| LH3288F9 | 50.800 | 8 x 8 | 48.20 | 6.40 | 17.46 | 112.00 | 1040.0/233792 | 1144.0 | 31.89 | |
| LH3288F10 | 50.800 | 8 x 8 | 48.20 | 9.50 | 19.84 | 164.20 | 2100.0/472080 | 2310.0 | 51.63 | |
| LL0622F4 | | 2 x 2 | | | | 6.20 | 10.0/2248 | 10.5 | 0.23 | |
| LL0634F4 | 9.525 | 3 x 4 | 8.40 | 1.04 | 3.28 | 9.70 | 15.5/3484 | 16.5 | 0.39 | |
| LL0644F4 | | 4 x 4 | | | | 10.70 | 21.0/4720 | 22.0 | 0.44 | |
| LL0666F4 | | 6 x 6 | | | | 14.90 | 31.0/6970 | 33.0 | 0.65 | |

注：带*表示链板为直边形；带△表示链板组合特殊
Note: * means straight link plate; △ means special link plate combination

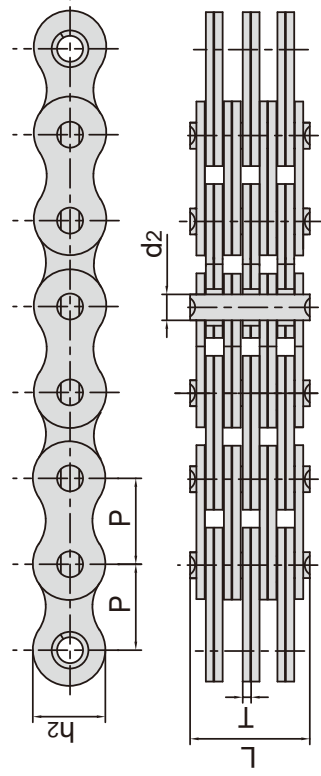
板式链 Leaf chains



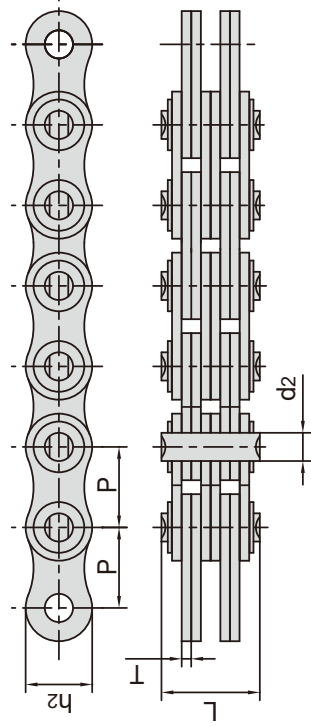
| 东华链号 Donghua Chain No. | 节距 Pitch P mm | 链板组合 Plate lacing | 链板高度 Plate depth h ₂ max mm | 链板厚度 Plate thickness t/T max mm | 销轴直径 Pin diameter d ₂ max mm | 销轴长度 Pin length L max mm | 抗拉强度 | | 平均抗拉强度 Average tensile strength Q ₀ kN | 每米重量 Weight per meter q kg/m |
|------------------------------|------------------------|-------------------------|---|--|--|---|---|--|--|---|
| | | | | | | | 抗拉强度 Tensile strength Q min kN/lbf | 平均抗拉强度 Average tensile strength | | |
| LL0622F7 | 9.525 | 2 x 2 | 8.20 | 1.30 | 3.28 | 7.40 | 10.5/2360 | 11.6 | 0.27 | |
| LL0644F7 | | 4 x 4 | | | | 12.80 | 21.0/4720 | 23.0 | 0.52 | |
| LL0844F6 | 12.700 | 4 x 4 | 11.00 | 1.50 | 4.45 | 14.60 | 37.6/8452 | 81.4 | 0.82 | |
| LL0888F1 | | 8 x 8 | | | | 27.40 | 77.0/17310 | 85.0 | 1.61 | |
| LL0844F7 | 12.700 | 4 x 4 | 11.20 | 1.60 | 4.45 | 15.60 | 36.4/8180 | 41.5 | 0.85 | |
| LL0822F13 | 12.700 | 2 x 2 | 10.60 | 1.70 | 4.45 | 9.40 | 22.0/4940 | 23.0 | 0.45 | |
| LL0844F13 | | 4 x 4 | | | | 16.50 | 40.0/8990 | 43.0 | 0.88 | |
| LL0888F2 | 12.700 | 8 x 8 | 11.00 | 1.43 | 4.45 | 25.90 | 77.0/17310 | 84.7 | 1.55 | |
| LL1044F7 | 15.875 | 4 x 4 | 13.70 | 1.50 | 5.08 | 15.10 | 48.0/10790 | 52.8 | 1.04 | |
| LL1066F3 | 15.875 | 6 x 6 | 13.70 | 1.80 | 5.08 | 24.50 | 86.0/19333 | 94.6 | 1.68 | |
| LL101212F4 | 15.875 | △12x12 | 11.80 | 1.60 | 5.08 | 42.50 | 110.0/24728 | 121.0 | 2.47 | |
| LL101212F5 | 15.875 | △12x12 | 13.70 | 1.50 | 5.08 | 40.50 | 136.2/30620 | 150.0 | 3.00 | |
| LL1266F2 | 19.050 | 6 x 6 | 14.50 | 3.00 | 5.72 | 39.50 | 156.8/35249 | 173.0 | 3.03 | |
| LL1266F3 | 19.050 | 6 x 6 | 16.00 | 3.00 | 5.72 | 39.50 | 88.5/19895 | 97.5 | 3.03 | |
| *LL1266H | 19.050 | 6 x 6 | 16.13 | 3.00 | 5.72 | 40.00 | 86.7/19490 | 100.0 | 3.75 | |
| LL1266F6 | 19.050 | 6 x 6 | 18.50 | 2.90 | 5.72 | 38.75 | 88.2/19827 | 97.0 | 4.12 | |
| LL1622F6 | 25.400 | 2 x 2 | 20.00 | 3.00 | 8.28 | 15.60 | 58.0/13047 | 63.8 | 1.40 | |
| LL2066F6 | 31.750 | 6 x 6 | 30.20 | 4.00 | 13.74 | 56.10 | 310.0/69690 | 356.5 | 13.13 | |
| LL3244F2 | 50.800 | 4 x 4 | 43.10 | 6.00 | 17.76 | 54.00 | 520.0/116978 | 572.0 | 12.62 | |
| LL3244F8 | 50.800 | 4 x 4 | 42.00 | 6.00 | 17.81 | 57.00 | 520.0/116900 | 560.0 | 12.31 | |
| LL3288F8 | | 8 x 8 | | | | 105.50 | 1040.0/233800 | 1125.0 | 24.32 | |
| LL4088F2 | 63.500 | 8 x 8 | 52.70 | 8.20 | 22.89 | 140.00 | 1440.0/323725 | 1660.0 | 42.39 | |
| LL4888H | 76.200 | 8 x 8 | 70.00 | 12.00 | 36.50 | 204.00 | 2630.0/591638 | 2893.0 | 83.80 | |

注：带*表示链板为直边形；带△表示链板组合特殊
Note: * means straight link plate; △ means special link plate combination

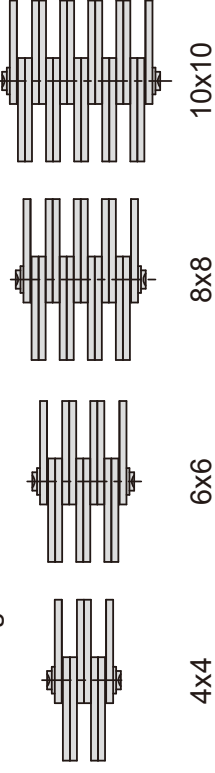
板式链
Leaf chains



| 东华链号 Donghua Chain No. | 节距 Pitch P mm | 链板组合 Plate lacing | 链板高度 Plate depth h ₂ max mm | 链板厚度 Plate thickness T max mm | 销轴直径 Pin diameter d ₂ max mm | 销轴长度 Pin length L max mm | 抗拉强度 Tensile strength Q min kN/lbf | 平均抗拉强度 Average tensile strength Q ₀ kN | 每米重量 Weight per meter q kg/m |
|------------------------------|------------------------|-------------------------|---|--|--|---|---|--|---|
| | | | | | | | | | |
| FB156 | 15.875 | 6 × 6 | 14.7 | 1.70 | 5.08 | 24.0 | 78.0/17550 | 86.0 | 1.91 |
| FB156S | | | | 2.03 | | 27.5 | 83.5/18784 | 92.0 | 2.24 |
| FB196 | 19.050 | 6 × 6 | 16.0 | 1.85 | 5.72 | 25.4 | 95.0/21371 | 105.0 | 1.94 |
| FB196S | | | 18.4 | 2.42 | 6.50 | 32.3 | 130.0/29244 | 143.0 | 3.37 |

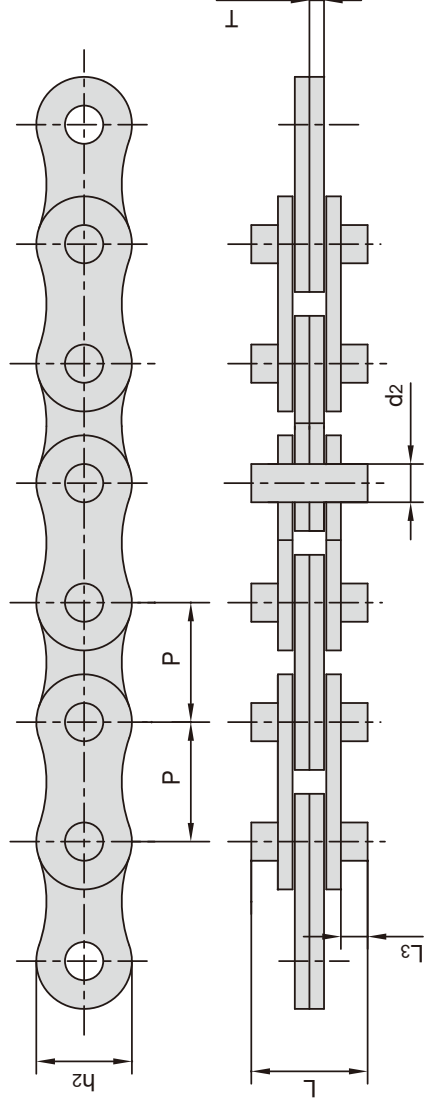


链板组合
Plate lacing



| 东华链号 Donghua Chain No. | 节距 Pitch P mm | 链板组合 Plate lacing | 链板高度 Plate depth h ₂ max mm | 链板厚度 Plate thickness T max mm | 销轴直径 Pin diameter d ₂ max mm | 销轴长度 Pin length L max mm | 抗拉强度 Tensile strength Q min kN/lbf | 平均抗拉强度 Average tensile strength Q ₀ kN | 每米重量 Weight per meter q kg/m |
|------------------------------|------------------------|-------------------------|---|--|--|---|---|--|---|
| | | | | | | | | | |
| BL1266F1 | 38.1 | 6 × 6 | 35.7 | 5.6 | 12.70 | 78.9 | 453.7/102063 | 499.0 | 15.69 |
| BL1666F4 | 50.8 | 6 × 6 | 48.2 | 7.2 | 17.46 | 99.2 | 867.0/195040 | 953.7 | 27.27 |
| LL2488F1 | 38.1 | 8 × 8 | 33.4 | 5.0 | 14.63 | 94.0 | 680.0/152864 | 748.0 | 16.71 |
| LL3244F1 | | 4 × 4 | | | | 61.6 | 520.0/116978 | 572.0 | 12.90 |
| LL3266F1 | | 6 × 6 | | | | 86.0 | 780.0/175467 | 858.0 | 18.90 |
| LL3288F1 | 50.8 | 8 × 8 | 42.0 | 6.0 | 17.81 | 110.0 | 1040.0/233956 | 1144.0 | 24.89 |
| LL321010F1 | | 10 × 10 | | | | 134.3 | 1300.0/292445 | 1430.0 | 30.89 |
| LL3244F3 | | 4 × 4 | | | | 60.0 | 520.0/116978 | 572.0 | 13.06 |
| LL3266F3 | 50.8 | 6 × 6 | 43.1 | 6.0 | 17.76 | 84.4 | 780.0/175467 | 858.0 | 19.44 |
| LL3288F3 | | 8 × 8 | | | | 108.6 | 1040.0/233956 | 1144.0 | 25.43 |
| LL3244F4 | | 4 × 4 | | | | 67.5 | 520.0/116980 | 572.0 | 13.82 |
| LL3266F4 | 50.8 | 6 × 6 | 42.0 | 6.4 | 17.81 | 92.8 | 780.0/175467 | 858.0 | 20.17 |
| LL3288F7 | | 8 × 8 | | | | 117.0 | 1040.0/233800 | 1144.0 | 26.30 |
| LL4066F1 | | 6 × 6 | | | | 100.0 | 1166.2/262162 | 1283.0 | 29.30 |
| LL4088F1 | 63.5 | 8 × 8 | 57.5 | 6.3 | 19.85 | 126.0 | 1558.2/350283 | 1714.0 | 38.10 |
| LL4088F3 | 63.5 | 8 × 8 | 57.5 | 6.0 | 19.85 | 119.0 | 1395.0/313596 | 1535.0 | 35.79 |
| LL4044F4 | 63.5 | 4 × 4 | 52.7 | 8.0 | 22.89 | 80.8 | 780.0/175351 | 860.0 | 21.82 |
| LL4888F3 | | 8 × 8 | | | | 138.5 | 1840.0/413632 | 2024.0 | 56.02 |
| LL481010F3 | 76.2 | 10 × 10 | 73.0 | 7.2 | 34.67 | 165.5 | 2340.0/526032 | 2574.0 | 69.18 |

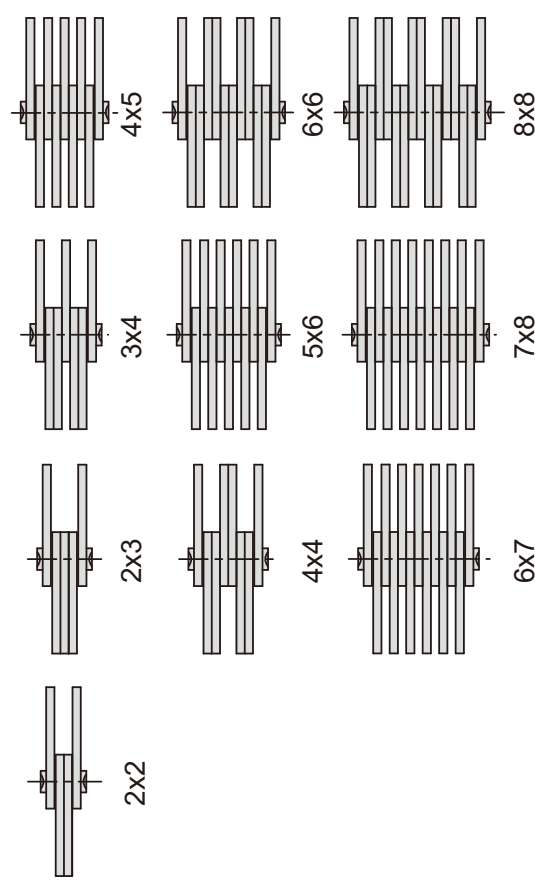
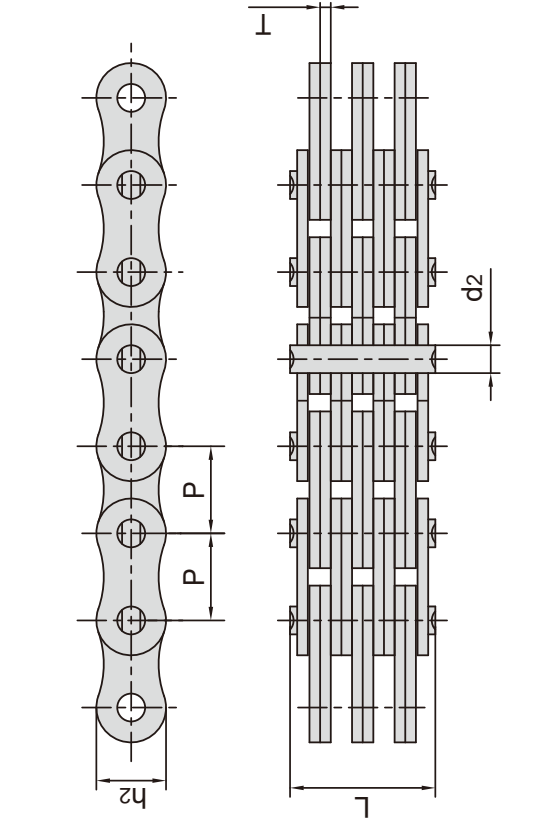
板式链
Leaf chains



| 东华链号 Donghua Chain No. | 节距 Pitch P mm | 链板高度 Plate depth h2 max mm | 链板厚度 Plate thickness T max mm | 销轴直径 Pin diameter d2 max mm | 销轴长度 Pin length | | 抗拉强度 Tensile strength Q min kN/lbf | 平均抗拉强度 Average tensile strength Q0 kN | 每米长重 Weight per meter q kg/m |
|------------------------------|------------------------|---|--|--|-----------------------|----------|---|--|---|
| | | | | | L max mm | L3 mm | | | |
| AL422F1-D2 | 12.700 | 11.00 | 1.60 | 3.96 | 14.4 | 3.80 | 14.1/3172 | 15.5 | 0.50 |
| AL522-D2 | 15.875 | 12.80 | 2.03 | 5.10 | 16.0 | 3.90 | 22.0/4950 | 23.0 | 0.69 |
| AL522-D2F1 | | | | | 19.0 | 5.40 | | | 0.73 |
| AL522F1-D2 | 15.800 | 12.70 | 2.00 | 5.09 | 16.1 | 3.90 | 30.38/6834 | 32.0 | 0.66 |
| AL622-DD3F1 | 19.050 | 16.90 | 3.25 | 5.94 | 22.3 | 4.40 | 50.0/11240 | 55.0 | 1.44 |
| AL644F4-D2 | 19.050 | 14.60 | 3.10 | 5.90 | 22.5 | 4.90 | 36.0/8093 | 40.0 | 1.14 |
| BL422-DD3 | 12.700 | 12.07 | 2.03 | 5.08 | 31.4 | 11.50 | 22.24/50000 | 24.5 | 0.91 |
| LH1222-D2 | | | | | 22.6 | 4.60 | 48.93/11000 | 54.0 | 1.66 |
| LH1222F7-DD3 | | | | | 29.4 | 8.00 | 48.93/11001 | 55.0 | 1.80 |
| LH1222-DD3F1 | 19.050 | 18.10 | 3.25 | 7.92 | 29.0 | 7.75 | 48.93/10999 | 53.8 | 1.80 |
| LH1246-DD3F1 | | | | | 42.5 | 4.75 | 97.9/22008 | 112.5 | 3.88 |
| LH1622F1 | | | | | 34.0 | 8.80 | | | 2.40 |
| LH1622-D2 | | | | | 36.0 | 9.80 | | | 2.83 |
| LH1622-DD3F1 | 25.400 | 24.10 | 4.00 | 9.53 | 45.0 | 14.30 | 84.5/19010 | 93.0 | 3.04 |
| LH1622-DD3F2 | | | | | 25.4 | 4.45 | | | 2.60 |
| BL822F1-D2 | 25.400 | 24.10 | 4.60 | 8.80 | 32.4 | 6.80 | 84.5/19010 | 93.0 | 3.03 |
| BL822HF1-D2 | | | | | 32.4 | | | | 3.07 |
| BL822HF2-DD3 | 25.400 | 24.00 | 5.00 | 9.53 | 35.0 | 7.05 | 84.5/19010 | 97.5 | 2.55 |
| BL1022F1-D2 | 31.750 | 29.00 | 5.60 | 11.30 | 41.2 | 8.40 | 130.0/29245 | 143.0 | 4.49 |
| BL1022H-D2 | 31.750 | 29.70 | 5.60 | 11.10 | 41.2 | 8.40 | 130.0/29245 | 143.0 | 4.69 |
| LH2022-DD3F1 | 31.750 | 29.70 | 4.80 | 11.10 | 30.4 | 5.50 | 115.6/25987 | 127.2 | 3.89 |
| LL1222F3-D2 | 19.050 | 14.50 | 2.25 | 5.72 | 22.0 | 6.30 | 44.1/9920 | 48.5 | 0.89 |
| LL1222F5-DD3 | 19.050 | 14.50 | 3.00 | 5.72 | 29.0 | 8.30 | 45.1/10139 | 49.5 | 1.17 |
| LL1222F5-DD3F1 | 19.050 | 14.50 | 3.00 | 5.72 | 22.0 | 4.80 | 45.1/10140 | 50.5 | 1.10 |
| LL1622-D2 | 25.400 | 21.00 | 3.10 | 8.28 | 36.1 | 11.70 | 58.0/13050 | 64.0 | 1.92 |
| LL1622F7-DD3 | 25.400 | 21.00 | 3.05 | 8.28 | 35.0 | 11.20 | 75.4/16950 | 79.2 | 1.85 |
| LL1622F7-DD3F1 | 25.400 | 20.00 | 3.00 | 8.28 | 30.5 | 9.00 | 58.0/13040 | 63.8 | 1.65 |
| LL1623F1-DD3 | 25.400 | 21.00 | 4.00 | 8.28 | 34.0 | 7.00 | 60.0/13488 | 66.0 | 2.70 |
| F1422-DD3 | 14.290 | 13.00 | 2.03 | 4.97 | 19.1 | 5.20 | 27.5/6182 | 30.0 | 0.76 |
| 1922V-D2 | 19.050 | 16.70 | 3.17 | 6.10 | 22.6 | 4.65 | 55.0/12364 | 60.5 | 1.40 |
| F2022-D2 | 20.750 | 19.00 | 3.40 | 7.65 | 23.0 | 4.50 | 50.0/11500 | 55.0 | 1.79 |
| F2422-D2 | 23.950 | 22.20 | 3.86 | 8.69 | 27.8 | 5.90 | 60.0/13500 | 66.0 | 2.37 |
| F2422F1-D2 | 24.000 | 22.00 | 4.00 | 9.00 | 27.0 | 5.40 | 60.0/13500 | 66.0 | 2.39 |

板式链 Leaf chains

链板组合
Plate lacing

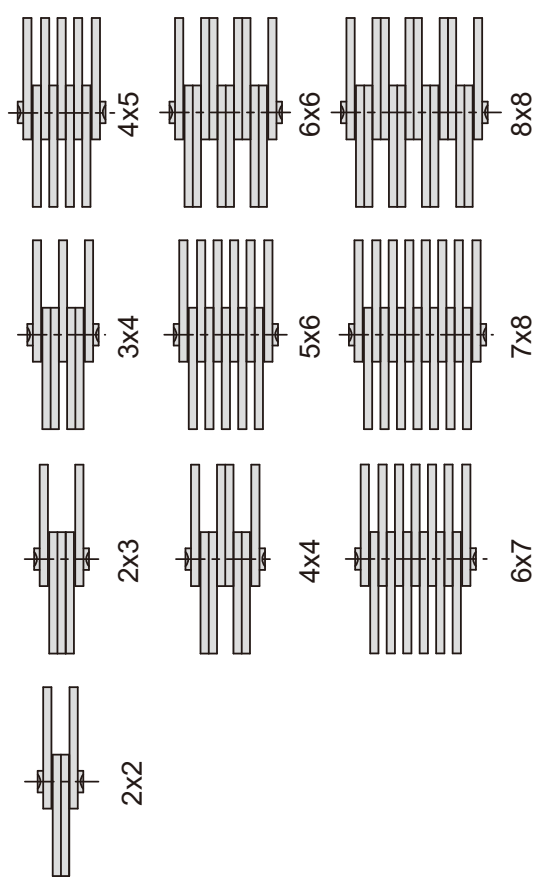
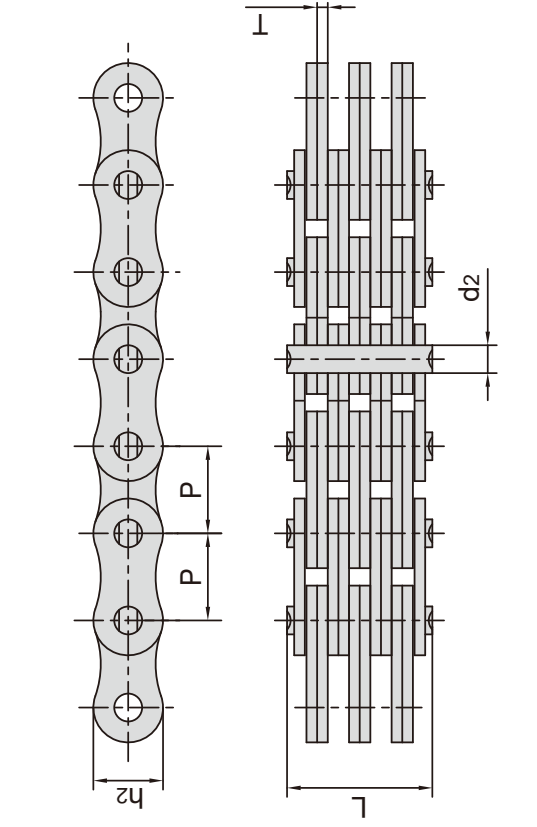


| 东华链号 Donghua Chain No. | 节距 Pitch | 链板组合 Plate lacing | 链板高度 Plate depth | 链板厚度 Plate thickness | 销轴直径 Pin diameter | 销轴长度 Pin length | 链条长度(100节) Chain length for 100 pitches (±0.25%) | 抗拉强度 Tensile strength | 每米长重 Weight per meter |
|------------------------------|-------------|----------------------|---------------------|-------------------------|----------------------|--------------------|--|--------------------------|--------------------------|
| | P | | h ₂ max | T max | d ₂ max | L max | | Q min | q |
| | mm | | mm | mm | mm | mm | mm | kN/lbf | kg/m |
| 1222 | | 2 × 2 | | | | 9.2 | | 21.0/4721 | 0.44 |
| 1234 | | 3 × 4 | | | | 14.2 | | 31.0/6974 | 0.75 |
| 1244 | 12.700 | 4 × 4 | 10.6 | 1.70 | 4.45 | 16.1 | 1262 | 42.0/9442 | 0.86 |
| 1256 | | 5 × 6 | | | | 21.1 | | 53.0/12045 | 1.17 |
| 1266 | | 6 × 6 | | | | 23.0 | | 63.0/14162 | 1.27 |
| 1288 | | 8 × 8 | | | | 29.9 | | 85.0/19318 | 1.70 |
| 1523 | | 2 × 3 | | | | 12.1 | | 29.0/6590 | 0.75 |
| 1534 | | 3 × 4 | | | | 16.5 | | 46.0/10454 | 1.04 |
| 1543 | | △4 × 3 | | | | 16.5 | | 46.0/10455 | 1.05 |
| 1544 | | 4 × 4 | | | | 18.6 | | 58.0/13181 | 1.18 |
| 1545 | 15.875 | 4 × 5 | 12.7 | 1.94 | 5.08 | 20.3 | 1580 | 58.0/13181 | 1.33 |
| 1556 | | 5 × 6 | | | | 24.0 | | 72.0/16363 | 1.63 |
| 1566 | | 6 × 6 | | | | 26.2 | | 87.0/19772 | 1.77 |
| 1567 | | 6 × 7 | | | | 28.0 | | 90.0/20454 | 1.91 |
| 1578 | | 7 × 8 | | | | 32.5 | | 101.0/22954 | 2.20 |
| 1588 | | 8 × 8 | | | | 34.0 | | 115.0/26136 | 2.34 |
| 1944 | | 4 × 4 | | | | 21.3 | | 73.0/16590 | 1.58 |
| 1966 | 19.050 | 6 × 6 | 15.0 | 2.29 | 5.72 | 30.7 | 1891 | 110.0/25000 | 2.37 |
| 1978 | | 7 × 8 | | | | 37.7 | | 122.0/27426 | 2.98 |
| 1988 | | 8 × 8 | | | | 40.0 | | 140.0/31817 | 3.13 |

注: 带△表示链板组合特殊
Note: △ means special link plate combination

板式链 Leaf chains

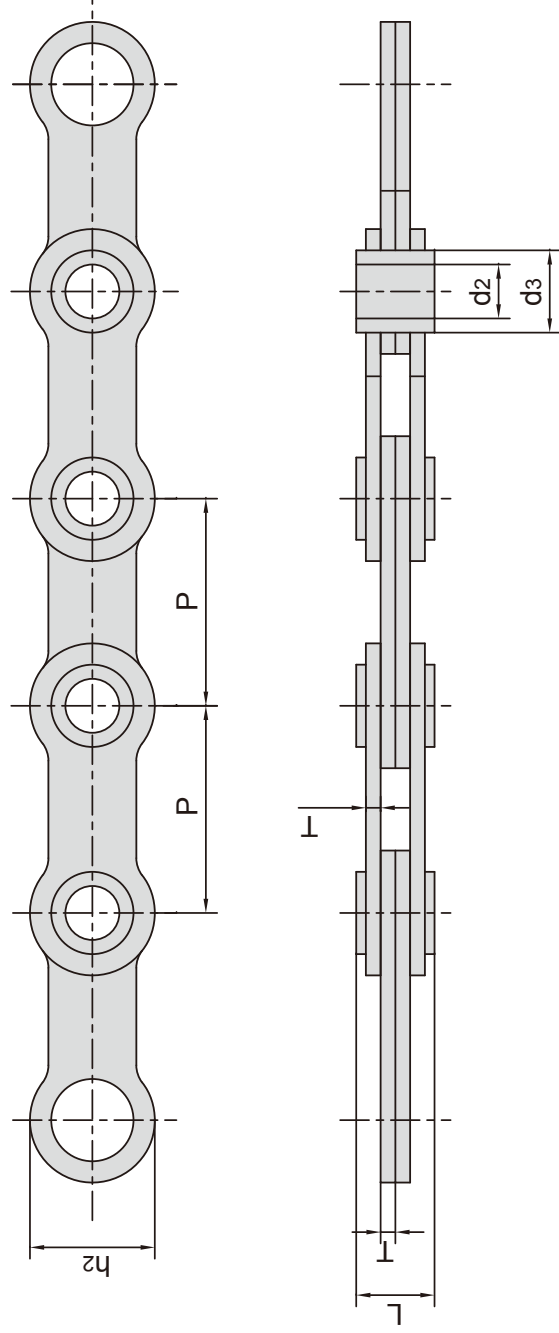
链板组合
Plate lacing



| 东华链号 Donghua Chain No. | 节距 Pitch P mm | 链板组合 Plate lacing | 链板高度 Plate depth h ₂ max mm | 链板厚度 Plate thickness T max mm | 销轴直径 Pin diameter d ₂ max mm | 销轴长度 Pin length L max mm | 链条长度(100节) Chain length for 100 pitches (±0.25%) mm | 抗拉强度 Tensile strength Q min kN/lbf | 每米长重 Weight per meter q kg/m |
|------------------------------|------------------------|-------------------------|---|--|--|---|---|---|---|
| | | | | | | | | | |
| 2522 | 25.400 | 2 × 2 | 20.2 | 3.06 | 8.28 | 15.5 | 2532 | 72.0/16186 | 1.47 |
| 2523 | | 2 × 3 | | | | 18.8 | | 72.0/16363 | 1.83 |
| 2534 | | 3 × 4 | | | | 25.3 | | 108.0/24545 | 2.55 |
| 2544 | | 4 × 4 | | | | 29.5 | | 145.0/32597 | 2.92 |
| 2545 | 4 × 5 | 6 × 7 | 20.2 | 3.06 | 8.28 | 31.6 | 3168 | 144.0/30727 | 3.26 |
| 2556 | 5 × 6 | | | | | 38.2 | | 180.0/40908 | 3.96 |
| 2567 | 6 × 7 | | | | | 43.8 | | 216.0/49090 | 4.68 |
| 2578 | 7 × 8 | | | | | 50.0 | | 252.0/57272 | 5.39 |
| 2588 | 8 × 8 | 3 × 4 | 20.2 | 3.06 | 8.28 | 52.8 | 2532 | 290.0/65908 | 5.77 |
| 3134 | 3 × 4 | | | | | 33.3 | | 160.0/35968 | 4.16 |
| 3144 | 4 × 4 | | | | | 37.5 | | 214.0/48109 | 4.24 |
| 3166 | 6 × 6 | | | | | 54.3 | | 304.0/68339 | 6.33 |
| 3188 | 8 × 8 | 4 × 4 | 22.8 | 4.10 | 10.19 | 71.1 | 3168 | 428.0/96214 | 8.40 |
| 1244F3 | 4 × 4 | | | | | 13.9 | | 24.97/7861 | 0.78 |
| 1266F1 | 6 × 6 | 4 × 4 | 11.0 | 1.43 | 4.45 | 19.9 | 1262 | 52.46/7861 | 1.06 |
| | 6 × 6 | | | | | | | | |

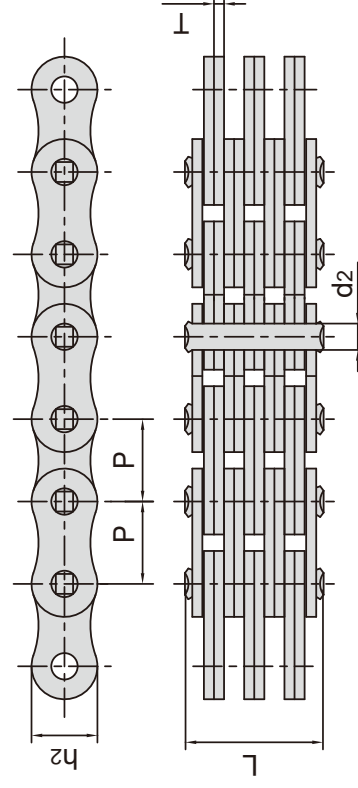
空心销轴板式链

Hollow pin leaf chains



| 东华链号 Donghua Chain No. | 节距 Pitch P mm | 链板组合 Plate lacing | 链板高度 Plate depth h ₂ max mm | 链板厚度 Plate thickness T max mm | 销轴直径 Pin diameter | | 销轴长度 Pin length L max mm | 抗拉强度 Tensile strength Q min kN/lbf | 平均抗拉强度 Average tensile strength Q ₀ kN | 每米长重 Weight per meter q kg/m |
|------------------------------|------------------------|-------------------------|---|--|-----------------------------|-----------------------------|---|---|--|---|
| | | | | | d ₂ min mm | d ₃ max mm | | | | |
| LF36 | 36.513 | 2 × 2 | 22.3 | 2.03 | 10.2 | 14.4 | 12.0 | 20.0/4496 | 25.0 | 0.85 |
| LF36F2 | 36.513 | 2 × 2 | 24.0 | 2.50 | 9.5 | 14.9 | 15.0 | 30.0/6744 | 37.5 | 1.19 |
| LF36F3 | 36.513 | 2 × 2 | 24.0 | 2.50 | 10.0 | 14.9 | 15.0 | 30.0/6744 | 37.5 | 1.16 |
| LF36F4 | 36.513 | 2 × 2 | 23.6 | 2.60 | 8.2 | 11.0 | 16.6 | 15.0/3372 | 30.0 | 1.25 |
| LF36F6 | 36.513 | 2 × 2 | 22.0 | 2.60 | 9.5 | 14.5 | 14.5 | 35.0/7868 | 37.5 | 1.15 |
| LF36F7 | 36.513 | 2 × 2 | 22.4 | 2.60 | 9.6 | 13.0 | 14.7 | 31.0/6969 | 40.5 | 1.05 |
| LF36F8 | 36.513 | 2 × 2 | 23.6 | 2.60 | 10.0 | 13.0 | 16.6 | 15.0/3372 | 30.0 | 1.25 |

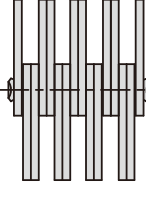
堆高机用板式链 Leaf chains for sky stacker



链板组合
Plate lacing



4 x 4



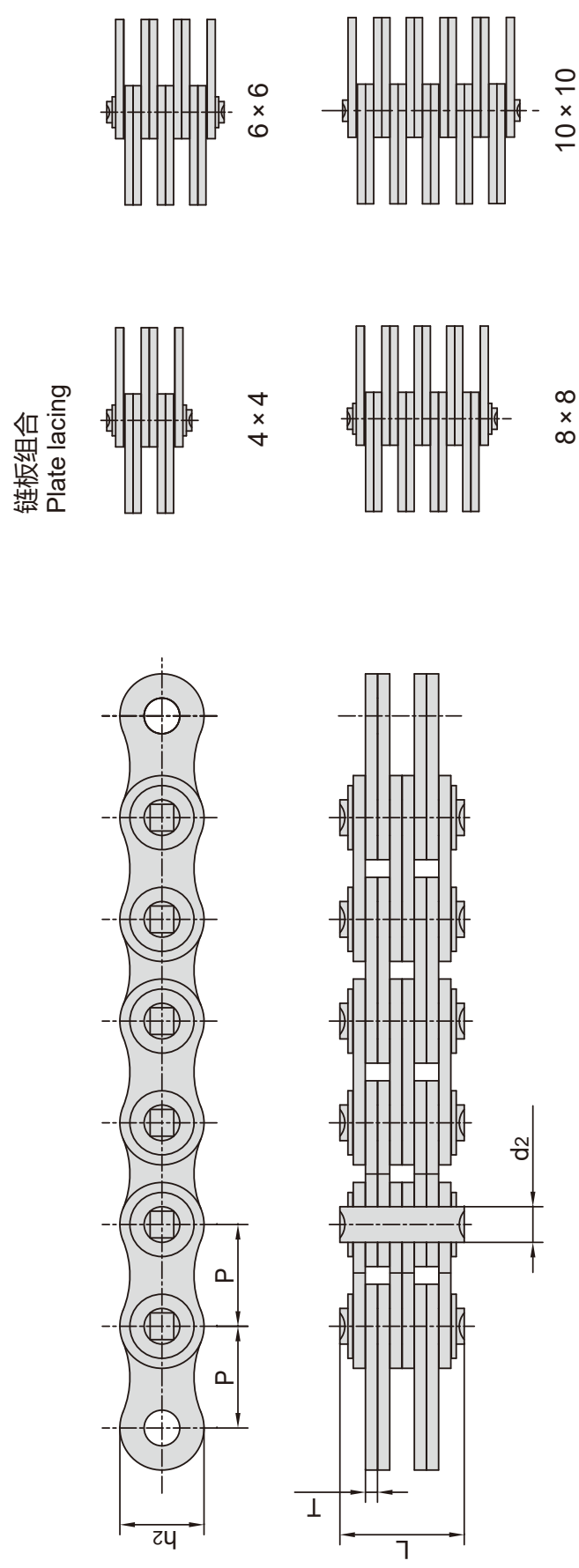
6 x 6

8 x 8

10x10

| 东华链号 Donghua Chain No. | 节距 Pitch P mm | 链板组合 Plate lacing | 链板高度 Plate depth h ₂ max mm | 链板厚度 Plate thickness T max mm | 销轴直径 Pin diameter d ₂ max mm | 销轴长度 Pin length L max mm | 抗拉强度 Tensile strength Q | | 平均抗拉强度 Average tensile strength Q ₀ kN | 每米重量 Weight per meter q kg/m |
|------------------------------|------------------------|-------------------------|---|--|--|---|----------------------------------|----------------------|--|---|
| | | | | | | | Q min kN/lbf | Q ₀ kN | | |
| LH2044(DG) | 31.75 | 4 x 4 | 30.18 | 4.80 | 11.10 | 43.8 | 231.3/51996 | 254.4 | 7.60 | |
| LH2066(DG) | 31.75 | 6 x 6 | 30.18 | 4.80 | 11.10 | 64.0 | 347.0/78008 | 380.0 | 11.65 | |
| LH2444(DG) | 38.10 | 4 x 4 | 36.20 | 5.60 | 12.70 | 51.3 | 302.5/68002 | 332.8 | 10.30 | |
| LH2466(DG) | 38.10 | 6 x 6 | 36.20 | 5.60 | 12.70 | 75.5 | 453.7/101992 | 475.0 | 11.52 | |
| LH2488(DG) | 38.10 | 8 x 8 | 36.20 | 5.60 | 12.70 | 96.5 | 605.0/136004 | 665.5 | 21.60 | |
| LH2844(DG) | 44.45 | 4 x 4 | 42.20 | 6.40 | 14.27 | 57.5 | 382.6/86008 | 400.0 | 14.12 | |
| LH2846(DG) | 44.45 | 4 x 6 | 42.20 | 6.40 | 14.27 | 73.0 | 382.6/86009 | 400.0 | 17.63 | |
| LH2866(DG) | 44.45 | 6 x 6 | 42.20 | 6.40 | 14.27 | 83.2 | 706.0/158709 | 810.0 | 21.09 | |
| LH3234(DG) | 50.80 | 3 x 4 | 48.20 | 7.20 | 17.46 | 57.9 | 440.4/99002 | 506.0 | 15.49 | |
| LH3244(DG) | 50.80 | 4 x 4 | 48.20 | 7.20 | 17.46 | 65.1 | 573.8/128990 | 602.0 | 17.67 | |
| LH3246(DG) | 50.80 | 4 x 6 | 48.20 | 7.20 | 17.46 | 80.0 | 573.8/128990 | 602.0 | 22.20 | |
| LH3266(DG) | 50.80 | 6 x 6 | 48.20 | 7.20 | 17.46 | 96.7 | 867.4/194991 | 911.0 | 26.70 | |
| LH3288(DG) | 50.80 | 8 x 8 | 48.20 | 7.20 | 17.46 | 123.3 | 1156.5/259981 | 1214.0 | 35.00 | |
| LH4044(DG) | 63.50 | 4 x 4 | 60.33 | 9.91 | 23.81 | 91.5 | 867.4/194992 | 954.1 | 31.60 | |
| LH4066(DG) | 63.50 | 6 x 6 | 60.33 | 9.91 | 23.81 | 131.2 | 1301.1/292487 | 1496.0 | 48.10 | |
| LH2466F2(DG) | 38.10 | 6 x 6 | 36.20 | 5.60 | 12.70 | 75.5 | 648.0/145670 | 710.0 | 11.52 | |
| LH2488F4(DG) | 38.10 | 8 x 8 | 36.20 | 5.60 | 12.70 | 97.3 | 800.0/179840 | 880.0 | 21.69 | |
| LH3266(DGF1) | 50.80 | 6 x 6 | 48.20 | 7.20 | 17.46 | 94.2 | 993.6/223361 | 1143.0 | 26.35 | |
| LH3288(DGF2) | 50.80 | 8 x 8 | 48.20 | 7.20 | 17.46 | 124.5 | 1364.6/306774 | 1500.0 | 35.09 | |
| LH3288F7(DG) | 50.80 | 8 x 8 | 48.20 | 7.20 | 17.46 | 127 | 1513.0/340122 | 1664.3 | 35.19 | |
| BL2088F2(DG) | 63.50 | 8 x 8 | 58.20 | 9.70 | 23.81 | 170.0 | 1734.8/389983 | 1995.0 | 56.74 | |
| LL2466(DG) | 38.10 | 6 x 6 | 33.40 | 5.00 | 14.63 | 67.4 | 510.0/114648 | 536.0 | 13.00 | |
| LL2866(DG) | 44.45 | 6 x 6 | 36.00 | 6.00 | 15.90 | 80.2 | 600.0/134880 | 660.0 | 16.31 | |
| LL4066(DG) | 63.50 | 6 x 6 | 52.70 | 8.00 | 22.89 | 106.5 | 1080.0/242793 | 1245.0 | 31.62 | |
| LL4088(DG) | 63.50 | 8 x 8 | 52.70 | 8.00 | 22.89 | 140.0 | 1400.0/314733 | 1650.0 | 42.10 | |
| LL2844(DGF1) | 44.45 | 4 x 4 | 36.00 | 6.00 | 15.90 | 54.7 | 400.0/89923 | 450.0 | 10.92 | |
| LL2866(DGF1) | 44.45 | 6 x 6 | 36.00 | 6.00 | 15.90 | 80.2 | 650.0/146120 | 715.0 | 16.20 | |
| LL3244F2(DG) | 50.80 | 4 x 4 | 43.10 | 6.00 | 17.76 | 55.0 | 520.0/116900 | 570.0 | 12.62 | |
| LL3244F6(DG) | 50.80 | 4 x 4 | 42.00 | 6.00 | 17.81 | 57.5 | 520.0/116900 | 570.0 | 12.35 | |
| LL3266F6(DG) | 50.80 | 6 x 6 | 42.00 | 6.00 | 17.81 | 81.7 | 780.0/175344 | 858.0 | 18.30 | |
| LL3266(DGF1) | 50.80 | 6 x 6 | 42.00 | 6.40 | 17.81 | 86.0 | 780.0/175344 | 858.0 | 19.53 | |
| LL3266F3(DG) | 50.80 | 6 x 6 | 43.10 | 6.00 | 17.76 | 79.9 | 780.0/178344 | 858.0 | 18.84 | |
| LL3288F6(DG) | 50.80 | 8 x 8 | 42.00 | 6.00 | 17.81 | 106.0 | 1040.0/233792 | 1144.0 | 24.30 | |
| LL3288(DGF2) | 50.80 | 8 x 8 | 42.00 | 6.40 | 17.81 | 112.0 | 1040.0/233792 | 1144.0 | 25.91 | |
| LL4088F2(DG) | 63.50 | 8 x 8 | 52.70 | 8.20 | 22.89 | 140.0 | 1440.0/323725 | 1670.0 | 42.39 | |

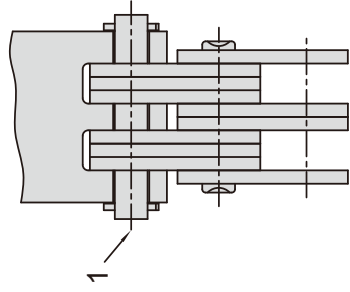
堆高机用板式链 Leaf chains for sky stacker



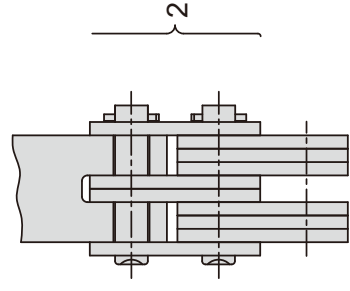
| 东华链号 Donghua Chain No. | 节距 Pitch P mm | 链板组合 Plate lacing | 链板高度 Plate depth h ₂ max mm | 链板厚度 Plate thickness T max mm | 销轴直径 Pin diameter d ₂ max mm | 销轴长度 Pin length L max mm | 抗拉强度 Tensile strength Q | 平均抗拉强度 Average tensile strength Q ₀ | 每米重量 Weight per meter q |
|------------------------------|------------------------|-------------------------|---|--|--|---|----------------------------------|--|-------------------------------------|
| | | | | | | | Q min kN/lbf | kN | |
| LL3244(DG) | 50.80 | 4 × 4 | 42.00 | 6.40 | 17.81 | 65.0 | 598.0 | 13.73 | |
| LL3266(DG) | | 6 × 6 | | | | 90.8 | 897.0 | 19.94 | |
| LL3288(DG) | | 8 × 8 | | | | 117.0 | 1196.0 | 26.10 | |
| LL321010F10(DG) | 50.80 | 10 × 10 | 42.00 | 6.00 | 17.81 | 134.3 | 1300.0/292240 | 1430.0 | 30.89 |
| LL4066F5(DG) | 63.50 | 6 × 6 | 52.70 | 8.00 | 22.89 | 112.7 | 1080.0/242794 | 1245.0 | 32.59 |
| LL4088F4(DG) | 63.50 | 8 × 8 | 52.70 | 8.00 | 22.89 | 144.0 | 1400.0/314720 | 1540.0 | 42.38 |

LH系列板式链连接环 Clevises for LH series leaf chains

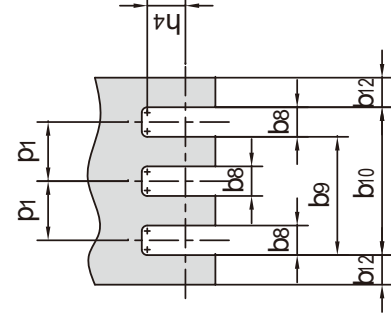
外连接环
Outside clevis



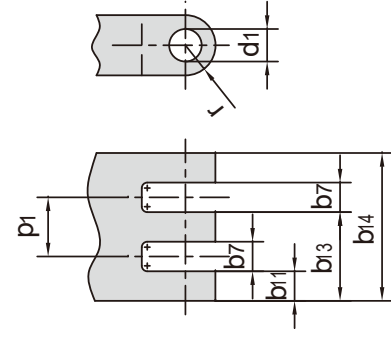
内连接环
Inside clevis



外连接环
Outside clevis



内连接环
Inside clevis



连接环形式
Clevis type

连接环的尺寸代号
Dimension symbols of clevis

| ISO 链号 ISO Chain No. | ANSI 链号 ANSI Chain No. | b7 mm | b8 mm | b9 mm | b10 mm | b11 max mm | b12 min mm | b13 max mm | b14 max mm | p1 nom mm | d1 min mm | h4 min mm | r max mm |
|-------------------------------|---------------------------------|----------|----------|----------|-----------|------------------|------------------|------------------|------------------|-----------------|-----------------|-----------------|----------------|
| LH0822 | BL422 | - | 4.41 | - | - | 4.03 | 3.12 | - | - | - | - | - | - |
| LH0823 | BL423 | - | 6.53 | - | - | 6.05 | 3.12 | - | - | - | - | - | - |
| LH0834 | BL434 | 2.21 | 4.33 | 10.68 | - | 4.03 | 3.12 | 10.20 | - | 6.35 | 5.11 | 6.35 | 6.35 |
| LH0844 | BL444 | 4.41 | 4.41 | 12.89 | - | 4.03 | 3.12 | 12.25 | - | 8.47 | - | - | - |
| LH0846 | BL446 | 4.41 | 6.53 | 17.12 | - | 6.05 | 3.12 | 16.32 | - | 10.59 | - | - | - |
| LH0866 | BL466 | 4.41 | 4.41 | 12.89 | 21.36 | 4.03 | 3.12 | 12.25 | 20.47 | 8.47 | - | - | - |
| LH1022 | BL522 | - | 5.24 | - | - | 4.80 | 3.72 | - | - | - | - | - | - |
| LH1023 | BL523 | - | 7.76 | - | - | 7.20 | 3.72 | - | - | - | - | - | - |
| LH1034 | BL534 | 2.62 | 5.14 | 12.69 | - | 4.80 | 3.72 | 12.12 | - | 7.55 | 5.98 | 7.92 | 7.92 |
| LH1044 | BL544 | 5.24 | 5.24 | 15.31 | - | 4.80 | 3.72 | 14.56 | - | 10.07 | - | - | - |
| LH1046 | BL546 | 5.24 | 7.76 | 20.35 | - | 7.20 | 3.72 | 19.40 | - | 12.59 | - | - | - |
| LH1066 | BL566 | 5.24 | 5.24 | 15.31 | 25.38 | 4.80 | 3.72 | 14.56 | 24.31 | 10.07 | - | - | - |
| LH1222 | BL622 | - | 6.96 | - | - | 6.41 | 4.95 | - | - | - | - | - | - |
| LH1223 | BL623 | - | 10.31 | - | - | 9.61 | 4.95 | - | - | - | - | - | - |
| LH1234 | BL634 | 3.48 | 6.83 | 16.88 | - | 6.41 | 4.95 | 16.18 | - | 10.05 | 7.96 | 9.53 | 9.53 |
| LH1244 | BL644 | 6.96 | 6.96 | 20.36 | - | 6.41 | 4.95 | 19.43 | - | 13.40 | - | - | - |
| LH1246 | BL646 | 6.96 | 10.31 | 27.06 | - | 9.61 | 4.95 | 25.89 | - | 16.75 | - | - | - |
| LH1266 | BL666 | 6.96 | 6.96 | 20.36 | 33.76 | 6.41 | 4.95 | 19.43 | 32.45 | 13.40 | - | - | - |
| LH1622 | BL822 | - | 8.59 | - | - | 7.93 | 6.13 | - | - | - | - | - | - |
| LH1623 | BL823 | - | 12.73 | - | - | 11.89 | 6.13 | - | - | - | - | - | - |
| LH1634 | BL834 | 4.29 | 8.43 | 20.86 | - | 7.93 | 6.13 | 19.97 | - | 12.42 | 9.56 | 12.70 | 12.70 |
| LH1644 | BL844 | 8.59 | 8.59 | 25.15 | - | 7.93 | 6.13 | 23.98 | - | 16.56 | - | - | - |
| LH1646 | BL846 | 8.59 | 12.73 | 33.43 | - | 11.89 | 6.13 | 31.96 | - | 20.70 | - | - | - |
| LH1666 | BL866 | 8.59 | 8.59 | 25.15 | 41.71 | 7.93 | 6.13 | 23.98 | 40.04 | 16.56 | - | - | - |

注: 1-连接销轴 2-连接链节^a

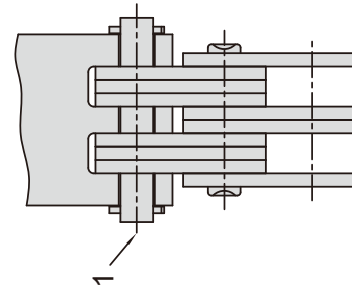
Note: 1 - connecting pin 2 - connecting link^a

a-连接链节应使用具有过盈配合的外链板

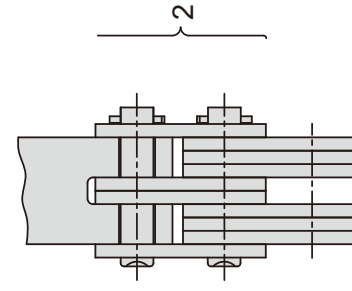
a - the connecting link should be used with a press fit outer plate

LH系列板式链连接环 Clevises for LH series leaf chains

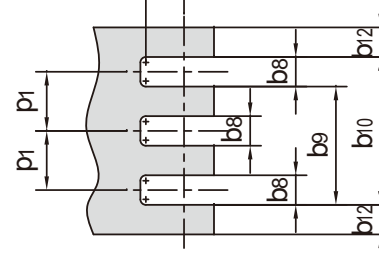
外连接环
Outside clevis



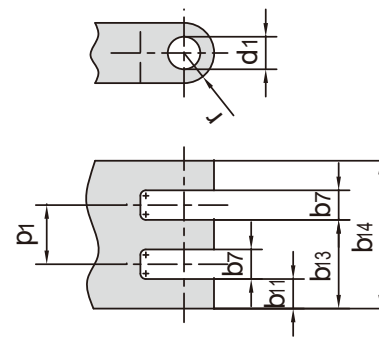
内连接环
Inside clevis



外连接环
Outside clevis



内连接环
Inside clevis



连接环形式
Clevis type

连接环的尺寸代号
Dimension symbols of clevis

| ISO 链号 ISO Chain No. | ANSI 链号 ANSI Chain No. | b7 mm | b8 mm | b9 mm | b10 mm | b11 max mm | b12 min mm | b13 max mm | b14 max mm | p1 nom mm | d1 min mm | h4 min mm | r max mm |
|-------------------------------|---------------------------------|----------|----------|----------|-----------|------------------|------------------|------------------|------------------|-----------------|-----------------|-----------------|----------------|
| LH2022 | BL1022 | - | 10.26 | - | - | 9.48 | 7.35 | - | - | - | - | - | - |
| LH2023 | BL1023 | - | 15.21 | - | - | 14.22 | 7.35 | - | - | - | - | - | - |
| LH2034 | BL1034 | 5.13 | 10.08 | 24.93 | - | 9.48 | 7.35 | 23.86 | - | 14.85 | 11.14 | 15.88 | 15.88 |
| LH2044 | BL1044 | 10.26 | 10.26 | 30.06 | - | 9.48 | 7.35 | 28.65 | - | 19.80 | - | - | - |
| LH2046 | BL1046 | 10.26 | 15.21 | 39.96 | - | 14.22 | 7.35 | 38.18 | - | 24.75 | - | - | - |
| LH2066 | BL1066 | 10.26 | 10.26 | 30.06 | 49.86 | 9.48 | 7.35 | 28.65 | 47.82 | 19.80 | - | - | - |
| LH2422 | BL1222 | - | 12.05 | - | - | 11.16 | 8.66 | - | - | - | - | - | - |
| LH2423 | BL1223 | - | 17.87 | - | - | 16.74 | 8.66 | - | - | - | - | - | - |
| LH2434 | BL1234 | 6.02 | 11.84 | 29.31 | - | 11.16 | 8.66 | 28.05 | - | 17.46 | 12.74 | 19.05 | 19.05 |
| LH2444 | BL1244 | 12.05 | 12.05 | 35.33 | - | 11.16 | 8.66 | 33.68 | - | 23.28 | - | - | - |
| LH2446 | BL1246 | 12.05 | 17.87 | 46.97 | - | 16.74 | 8.66 | 44.89 | - | 29.10 | - | - | - |
| LH2466 | BL1266 | 12.05 | 12.05 | 35.33 | 58.61 | 11.16 | 8.66 | 33.68 | 56.20 | 23.28 | - | - | - |
| LH2822 | BL1422 | - | 13.76 | - | - | 12.76 | 9.90 | - | - | - | - | - | - |
| LH2823 | BL1423 | - | 20.41 | - | - | 19.13 | 9.90 | - | - | - | - | - | - |
| LH2834 | BL1434 | 6.88 | 13.53 | 33.48 | - | 12.76 | 9.90 | 32.04 | - | 19.95 | 14.31 | 22.23 | 22.23 |
| LH2844 | BL1444 | 13.76 | 13.76 | 40.36 | - | 12.76 | 9.90 | 38.47 | - | 26.60 | - | - | - |
| LH2846 | BL1446 | 13.76 | 20.41 | 53.66 | - | 19.13 | 9.90 | 51.28 | - | 33.25 | - | - | - |
| LH2866 | BL1466 | 13.76 | 13.76 | 40.36 | 66.97 | 12.76 | 9.90 | 38.47 | 64.18 | 26.60 | - | - | - |
| LH3222 | BL1622 | - | 15.65 | - | - | 14.53 | 11.28 | - | - | - | - | - | - |
| LH3223 | BL1623 | - | 23.22 | - | - | 21.80 | 11.28 | - | - | - | - | - | - |
| LH3234 | BL1634 | 7.82 | 15.40 | 38.11 | - | 14.53 | 11.28 | 36.48 | - | 22.71 | 17.49 | 25.40 | 25.40 |
| LH3244 | BL1644 | 15.65 | 15.65 | 45.93 | - | 14.53 | 11.28 | 43.80 | - | 30.28 | - | - | - |
| LH3246 | BL1646 | 15.65 | 23.22 | 61.07 | - | 21.80 | 11.28 | 58.38 | - | 37.85 | - | - | - |
| LH3266 | BL1666 | 15.65 | 15.65 | 45.93 | 76.22 | 14.53 | 11.28 | 43.80 | 73.07 | 30.28 | - | - | - |
| LH4022 | BL2022 | - | 20.53 | - | - | 19.19 | 14.86 | - | - | - | - | - | - |
| LH4023 | BL2023 | - | 30.49 | - | - | 28.78 | 14.86 | - | - | - | - | - | - |
| LH4034 | BL2034 | 10.27 | 20.23 | 50.11 | - | 19.19 | 14.86 | 48.11 | - | 29.88 | 23.83 | 31.75 | 31.75 |
| LH4044 | BL2044 | 20.53 | 20.53 | 60.37 | - | 19.19 | 14.86 | 57.76 | - | 39.84 | - | - | - |
| LH4046 | BL2046 | 20.53 | 30.49 | 80.30 | - | 28.78 | 14.86 | 76.99 | - | 49.80 | - | - | - |
| LH4066 | BL2066 | 20.53 | 20.53 | 60.37 | 100.22 | 19.19 | 14.86 | 57.76 | 96.33 | 39.84 | - | - | - |

注: 1-连接销轴 2-连接链节^a

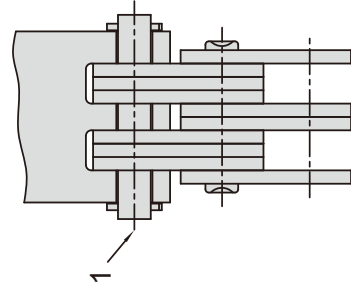
Note: 1 - connecting pin 2 - connecting link^a

a - 连接链节应具有过盈配合的外链板

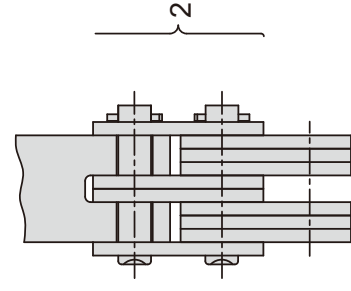
a - the connecting link should be used with a press fit outer plate

LL系列板式链连接环 Clevises for LL series leaf chains

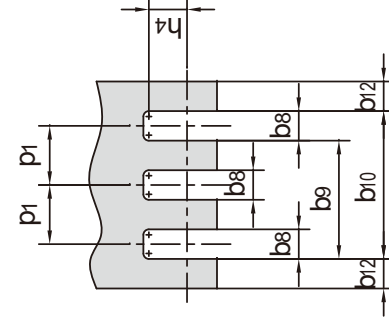
外连接环
Outside clevis



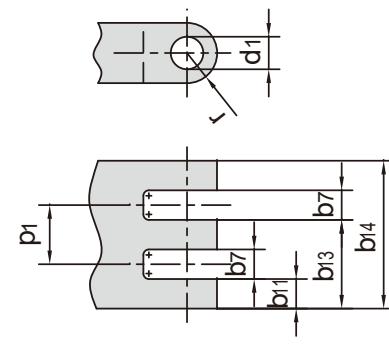
内连接环
Inside clevis



外连接环
Outside clevis



内连接环
Inside clevis



连接环形式
Clevis type

连接环的尺寸代号
Dimension symbols of clevis

| ISO 链号 ISO Chain No. | b7 mm | b8 mm | b9 mm | b10 mm | b11 max mm | b12 min mm | b13 max mm | b14 max mm | p1 nom mm | d1 min mm | h4 min mm | r max mm |
|-------------------------|----------|----------|----------|-----------|------------------|------------------|------------------|------------------|-----------------|-----------------|-----------------|----------------|
| LL0822 | - | 3.35 | - | - | 2.97 | 2.33 | - | - | - | - | - | - |
| LL0844 | 3.35 | 3.35 | 9.71 | - | 2.97 | 2.33 | 9.07 | - | 6.35 | 4.46 | 6.00 | 6.35 |
| LL0866 | 3.35 | 3.35 | 9.71 | 16.06 | 2.97 | 2.33 | 9.07 | 15.17 | 6.35 | - | - | - |
| LL1022 | - | 3.58 | - | - | 3.14 | 2.48 | - | - | - | - | - | - |
| LL1044 | 3.58 | 3.58 | 10.33 | - | 3.14 | 2.48 | 9.58 | - | 6.75 | 5.09 | 8.00 | 7.92 |
| LL1066 | 3.58 | 3.58 | 10.33 | 17.08 | 3.14 | 2.48 | 9.58 | 16.01 | 6.75 | - | - | - |
| LL1222 | - | 4.16 | - | - | 3.61 | 2.85 | - | - | - | - | - | - |
| LL1244 | 4.16 | 4.16 | 11.96 | - | 3.61 | 2.85 | 11.03 | - | 7.80 | 5.73 | 9.00 | 9.52 |
| LL1266 | 4.16 | 4.16 | 11.96 | 19.76 | 3.61 | 2.85 | 11.03 | 18.45 | 7.80 | - | - | - |
| LL1622 | - | 6.81 | - | - | 6.15 | 4.80 | - | - | - | - | - | - |
| LL1644 | 6.81 | 6.81 | 19.81 | - | 6.15 | 4.80 | 18.64 | - | 13.00 | 8.30 | 12.00 | 12.70 |
| LL1666 | 6.81 | 6.81 | 19.81 | 32.81 | 6.15 | 4.80 | 18.64 | 31.14 | 13.00 | - | - | - |
| LL2022 | - | 7.86 | - | - | 7.08 | 5.55 | - | - | - | - | - | - |
| LL2044 | 7.86 | 7.86 | 22.86 | - | 7.08 | 5.55 | 21.45 | - | 15.00 | 10.21 | 14.00 | 15.88 |
| LL2066 | 7.86 | 7.86 | 22.86 | 37.86 | 7.08 | 5.55 | 21.45 | 35.82 | 15.00 | - | - | - |
| LL2422 | - | 10.91 | - | - | 10.02 | 7.80 | - | - | - | - | - | - |
| LL2444 | 10.91 | 10.91 | 31.91 | - | 10.02 | 7.80 | 30.26 | - | 21.00 | 14.65 | 18.00 | 19.05 |
| LL2466 | 10.91 | 10.91 | 31.91 | 52.91 | 10.02 | 7.80 | 30.26 | 50.50 | 21.00 | - | - | - |
| LL2822 | - | 13.46 | - | - | 12.46 | 9.68 | - | - | - | - | - | - |
| LL2844 | 13.46 | 13.46 | 39.46 | - | 12.46 | 9.68 | 37.57 | - | 26.00 | 15.92 | 20.00 | 22.20 |
| LL2866 | 13.46 | 13.46 | 39.46 | 65.47 | 12.46 | 9.68 | 37.57 | 62.68 | 26.00 | - | - | - |
| LL3222 | - | 13.51 | - | - | 12.39 | 9.68 | - | - | - | - | - | - |
| LL3244 | 13.51 | 13.51 | 39.51 | - | 12.39 | 9.68 | 37.38 | - | 26.00 | 17.83 | 23.00 | 25.40 |
| LL3266 | 13.51 | 13.51 | 39.51 | 65.52 | 12.39 | 9.68 | 37.38 | 62.37 | 26.00 | - | - | - |
| LL4022 | - | 17.21 | - | - | 15.87 | 12.38 | - | - | - | - | - | - |
| LL4044 | 17.21 | 17.21 | 50.41 | - | 15.87 | 12.38 | 47.80 | - | 33.20 | 22.91 | 28.00 | 31.75 |
| LL4066 | 17.21 | 17.21 | 50.41 | 83.62 | 15.87 | 12.38 | 47.80 | 79.73 | 33.20 | - | - | - |
| LL4822 | - | 21.41 | - | - | 19.84 | 15.45 | - | - | - | - | - | - |
| LL4844 | 21.41 | 21.41 | 62.82 | - | 19.84 | 15.45 | 59.72 | - | 41.40 | 29.26 | 34.00 | 38.10 |
| LL4866 | 21.41 | 21.41 | 62.82 | 104.20 | 19.84 | 15.45 | 59.72 | 99.60 | 41.40 | - | - | - |

注: 1-连接销轴 2-连接链节^a

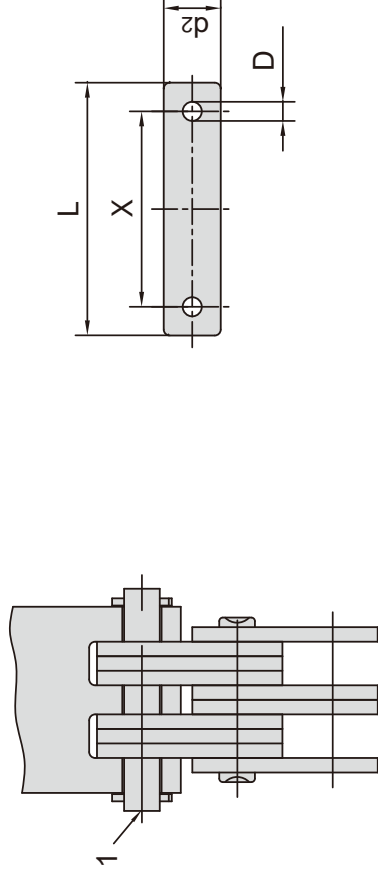
Note: 1 - connecting pin 2 - connecting link^a

a - 连接链节应具有过盈配合的外链板

a - the connecting link should be used with a press fit outer plate

LH系列板式链连接销轴 Clevises pin (LH series)

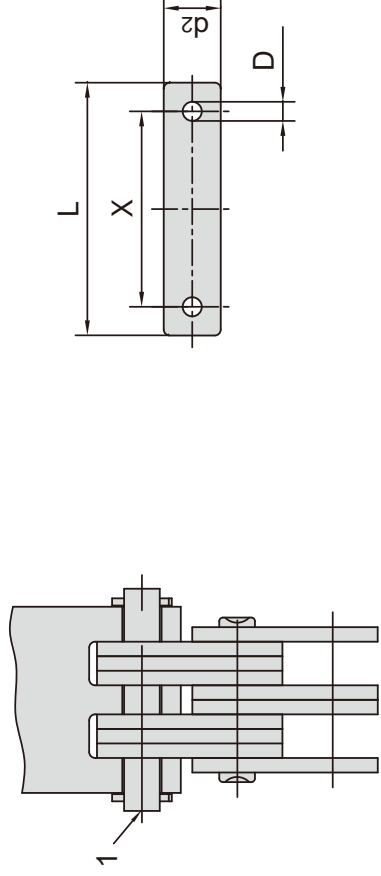
连接销轴
Connecting pin



| ISO 链号 ISO Chain No. | ANSI 链号 ANSI Chain No. | 孔距 Width between holes X min mm | 销轴长度 Pin length L max mm | 销轴直径 Pin diameter d2 max mm | 孔径 Hole diameter D mm |
|-------------------------------|---------------------------------|---|---|--|---------------------------------------|
| | | | | | |
| LH0822 | BL422 | 10.8 | 17.2 | | |
| LH0823 | BL423 | 12.9 | 19.3 | | |
| LH0834 | BL434 | 17.0 | 23.4 | 5.08 | 1.6 |
| LH0844 | BL444 | 19.2 | 25.6 | | |
| LH0846 | BL446 | 23.5 | 29.9 | | |
| LH0866 | BL466 | 27.7 | 34.1 | | |
| LH1022 | BL522 | 12.8 | 20.8 | | |
| LH1023 | BL523 | 15.3 | 23.3 | | |
| LH1034 | BL534 | 20.2 | 28.2 | 5.94 | 2.0 |
| LH1044 | BL544 | 22.9 | 30.9 | | |
| LH1046 | BL546 | 27.9 | 35.9 | | |
| LH1066 | BL566 | 32.9 | 40.9 | | |
| LH1222 | BL622 | 17.0 | 29.8 | | |
| LH1223 | BL623 | 20.3 | 33.1 | | |
| LH1234 | BL634 | 26.9 | 39.7 | 7.92 | 3.2 |
| LH1244 | BL644 | 30.4 | 43.2 | | |
| LH1246 | BL646 | 37.1 | 49.9 | | |
| LH1266 | BL666 | 43.8 | 56.6 | | |
| LH1622 | BL822 | 21.0 | 33.8 | | |
| LH1623 | BL823 | 25.1 | 37.9 | | |
| LH1634 | BL834 | 33.2 | 46.0 | 9.53 | 3.2 |
| LH1644 | BL844 | 37.5 | 50.3 | | |
| LH1646 | BL846 | 45.8 | 58.6 | | |
| LH1666 | BL866 | 54.1 | 66.9 | | |
| LH2022 | BL1022 | 25.1 | 41.1 | | |
| LH2023 | BL1023 | 30.0 | 46.0 | | |
| LH2034 | BL1034 | 39.7 | 55.7 | 11.10 | 4.0 |
| LH2044 | BL1044 | 44.9 | 60.9 | | |
| LH2046 | BL1046 | 54.8 | 70.8 | | |
| LH2066 | BL1066 | 64.7 | 80.7 | | |

LH系列板式链连接销轴 Clevises pin (LH series)

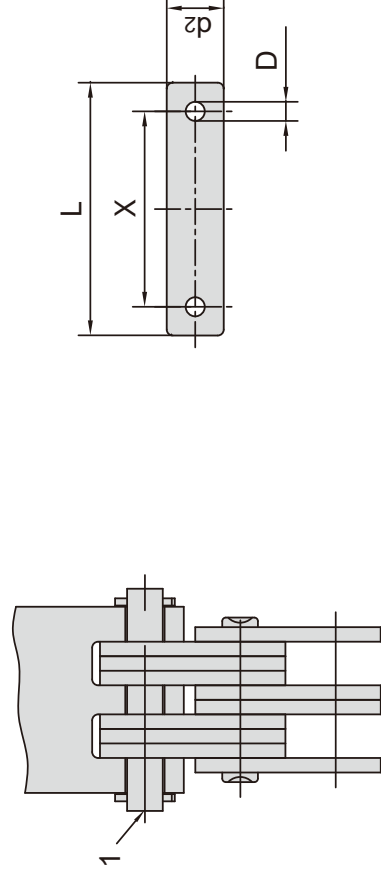
连接销轴
Connecting pin



| ISO 链号 ISO Chain No. | ANSI 链号 ANSI Chain No. | 孔距 Width between holes X min mm | 销轴长度 Pin length L max mm | 销轴直径 Pin diameter d2 max mm | 孔径 Hole diameter D mm |
|-------------------------------|---------------------------------|---|---|--|---------------------------------------|
| | | | | | |
| LH2422 | BL1222 | 29.5 | 45.5 | | |
| LH2423 | BL1223 | 35.3 | 51.3 | | |
| LH2434 | BL1234 | 46.7 | 62.7 | 12.70 | 4.0 |
| LH2444 | BL1244 | 52.8 | 68.8 | | |
| LH2446 | BL1246 | 64.4 | 80.4 | | |
| LH2466 | BL1266 | 76.0 | 92.0 | | |
| LH2822 | BL1422 | 33.7 | 49.7 | | |
| LH2823 | BL1423 | 40.3 | 56.3 | | |
| LH2834 | BL1434 | 53.4 | 69.4 | 14.27 | 4.0 |
| LH2844 | BL1444 | 60.3 | 76.3 | | |
| LH2846 | BL1446 | 73.6 | 89.6 | | |
| LH2866 | BL1466 | 86.9 | 102.9 | | |
| LH3222 | BL1622 | 38.3 | 58.3 | | |
| LH3223 | BL1623 | 45.9 | 65.9 | | |
| LH3234 | BL1634 | 60.8 | 80.8 | 17.46 | 5.0 |
| LH3244 | BL1644 | 68.6 | 88.6 | | |
| LH3246 | BL1646 | 83.7 | 103.7 | | |
| LH3266 | BL1666 | 98.9 | 118.9 | | |
| LH4022 | BL2022 | 50.4 | 70.4 | | |
| LH4023 | BL2023 | 60.3 | 80.3 | | |
| LH4034 | BL2034 | 79.9 | 99.9 | | |
| LH4044 | BL2044 | 90.2 | 110.2 | 23.81 | 5.0 |
| LH4046 | BL2046 | 110.1 | 130.1 | | |
| LH4066 | BL2066 | 130.0 | 150.0 | | |

LL系列板式链连接销轴 Clevises pin (LL series)

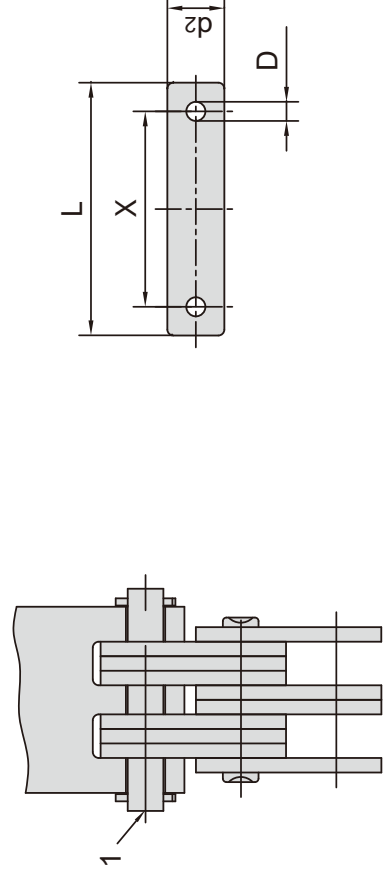
连接销轴
Connecting pin



| ISO 链号 ISO Chain No. | 孔距 Width between holes | | 销轴长度 Pin length | 销轴直径 Pin diameter | | 孔径 Hole diameter |
|-------------------------------|---------------------------------|----------------|-----------------------|-------------------------|---------|------------------------|
| | X min mm | X max mm | | d2 max mm | D mm | |
| LL0822 | 8.1 | 14.5 | 14.5 | 4.45 | 1.6 | |
| LL0844 | 14.5 | 20.9 | 20.9 | 5.08 | 1.6 | |
| LL0866 | 20.8 | 27.2 | 27.2 | 5.72 | 2.0 | |
| LL1022 | 8.6 | 15.0 | 15.0 | 8.28 | 3.2 | |
| LL1044 | 15.4 | 21.8 | 21.8 | 10.19 | 3.2 | |
| LL1066 | 22.1 | 28.5 | 28.5 | 14.63 | 4.0 | |
| LL1222 | 10.0 | 18.0 | 18.0 | 15.90 | 4.0 | |
| LL1244 | 17.8 | 25.8 | 25.8 | 17.81 | 5.0 | |
| LL1266 | 25.6 | 33.6 | 33.6 | 22.89 | 6.3 | |
| LL1622 | 16.5 | 29.3 | 29.3 | 29.24 | 6.3 | |
| LL1644 | 29.5 | 42.3 | 42.3 | | | |
| LL1666 | 42.5 | 55.3 | 55.3 | | | |
| LL2022 | 19.1 | 31.9 | 31.9 | | | |
| LL2044 | 34.1 | 46.9 | 46.9 | | | |
| LL2066 | 49.1 | 61.9 | 61.9 | | | |
| LL2422 | 26.6 | 42.6 | 42.6 | | | |
| LL2444 | 47.6 | 63.6 | 63.6 | | | |
| LL2466 | 68.6 | 84.6 | 84.6 | | | |
| LL2822 | 32.9 | 48.9 | 48.9 | | | |
| LL2844 | 58.9 | 74.9 | 74.9 | | | |
| LL2866 | 84.9 | 100.9 | 100.9 | | | |
| LL3222 | 33.0 | 53.0 | 53.0 | | | |
| LL3244 | 59.0 | 79.0 | 79.0 | | | |
| LL3266 | 85.0 | 105.0 | 105.0 | | | |
| LL4022 | 42.1 | 67.3 | 67.3 | | | |
| LL4044 | 75.3 | 100.5 | 100.5 | | | |
| LL4066 | 108.5 | 133.7 | 133.7 | | | |
| LL4822 | 52.4 | 77.6 | 77.6 | | | |
| LL4844 | 93.8 | 119.0 | 119.0 | | | |
| LL4866 | 135.2 | 160.4 | 160.4 | | | |

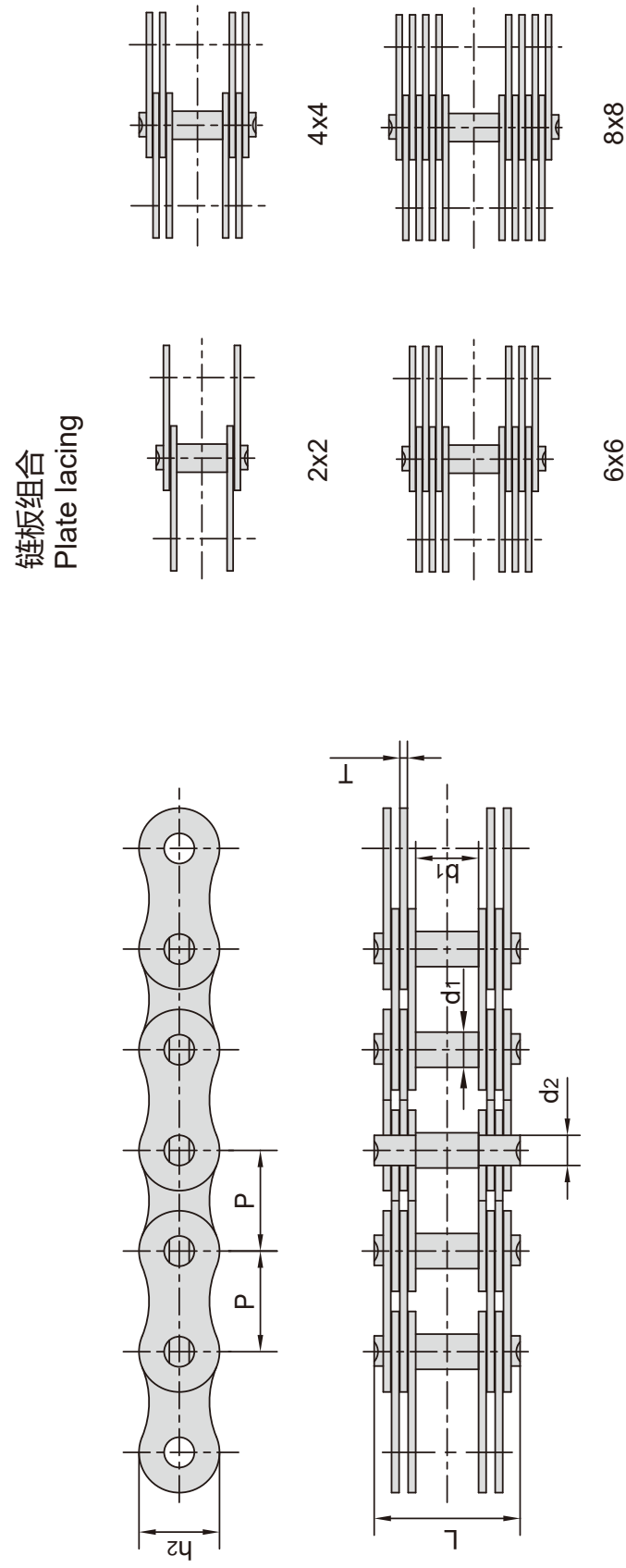
LL系列板式链连接销轴 Clevises pin (LL series)

连接销轴
Connecting pin



| 东华链号 Donghua Chain No. | 孔距 Width between holes | 销轴长度 Pin length | 销轴直径 Pin diameter | 孔径 Hole diameter |
|------------------------------|---------------------------------|-----------------------|-------------------------|------------------------|
| | X min mm | L max mm | d2 max mm | D mm |
| LL2466(DG) | 67.7 | 85.0 | 14.63 | 5.0 |
| LL2844(DGF1) | 66.0 | 83.4 | 15.90 | 5.0 |
| LL2866(DG) | 73.6 | 90.8 | 17.81 | 5.0 |
| LL3266(DGF1) | 85.7 | 104.0 | | 5.0 |
| LL3288(DGF2) | 117.0 | 134.0 | | 5.0 |
| LL3244F2(DG) | 73.2 | 90.2 | | 4.7 |
| LL3266F6(DG) | 85.7 | 104.0 | | 5.0 |
| LL4066(DG) | 104.3 | 125.3 | 22.89 | 6.3 |
| LL4088F2(DG) | 169.0 | 195.0 | | 6.0 |

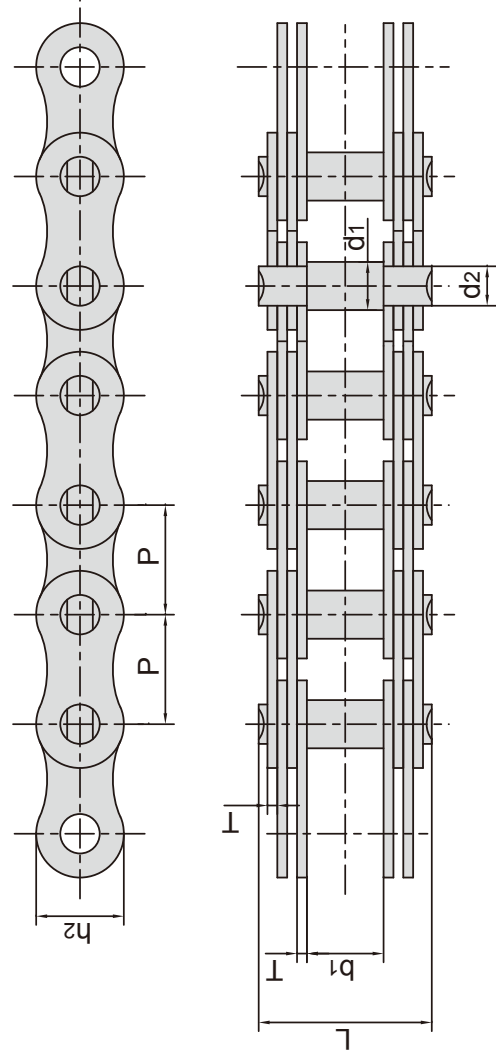
多板销轴链 Gall's chains



| 东华链号 Donghua Chain No. | 节距 Pitch P mm | 内节内宽 Width between inner plates b1 min mm | 链板组合 Plate lacing | 销轴直径 Pin diameter | | 销轴长度 Pin length L max mm | 链板高度 Plate depth h2 max mm | 链板厚度 Plate thickness T max mm | 抗拉强度 Tensile strength Q min kN/lbf | 每米长重 Weight per meter q kg/m |
|------------------------------|------------------------|---|-------------------------|-------------------------|-----------------|---|---|--|---|---|
| | | | | d1 max mm | d2 max mm | | | | | |
| MP15 | 15 | 12 | 2 × 2 | 5 | 4 | 25 | 12 | 2.03 | 5.0/1125 | 0.7 |
| MP20 | 20 | 15 | 2 × 2 | 8 | 6 | 28 | 15 | 2.03 | 12.5/2812 | 1.1 |
| MP25 | 25 | 18 | 2 × 2 | 10 | 8 | 36 | 18 | 3.00 | 25.0/5624 | 1.8 |
| MP30 | 30 | 20 | 4 × 4 | 11 | 9 | 51 | 20 | 3.00 | 40.0/8999 | 3.4 |
| MP35 | 35 | 22 | 4 × 4 | 12 | 10 | 53 | 26 | 3.00 | 60.0/13498 | 4.5 |
| MP40 | 40 | 25 | 4 × 4 | 14 | 12 | 58 | 32 | 3.00 | 80.0/17998 | 5.0 |
| MP45 | 45 | 30 | 4 × 4 | 17 | 14 | 63 | 35 | 3.00 | 100.0/22497 | 7.0 |
| MP50 | 50 | 35 | 4 × 4 | 22 | 18 | 90 | 40 | 4.50 | 150.0/33746 | 11.3 |
| MP55 | 55 | 40 | 4 × 4 | 24 | 21 | 108 | 42 | 6.00 | 200.0/44994 | 14.5 |
| MP60 | 60 | 45 | 4 × 4 | 26 | 23 | 114 | 46 | 6.00 | 250.0/56243 | 17.1 |
| MP70 | 70 | 50 | 6 × 6 | 32 | 28 | 148 | 55 | 6.00 | 375.0/84364 | 34.0 |
| MP80 | 80 | 60 | 6 × 6 | 36 | 32 | 159 | 60 | 6.00 | 500.0/112486 | 39.0 |
| MP90 | 90 | 70 | 6 × 6 | 40 | 36 | 184 | 70 | 7.00 | 750.0/168728 | 53.0 |
| MP100 | 100 | 80 | 8 × 8 | 45 | 40 | 224 | 80 | 7.00 | 1000.0/224972 | 77.0 |
| MP110 | 110 | 90 | 8 × 8 | 50 | 45 | 236 | 90 | 7.00 | 1250.0/281215 | 90.0 |
| MP120 | 120 | 100 | 8 × 8 | 55 | 50 | 262 | 100 | 8.00 | 1500.0/337458 | 112.0 |

多板销轴链 Gall's chains

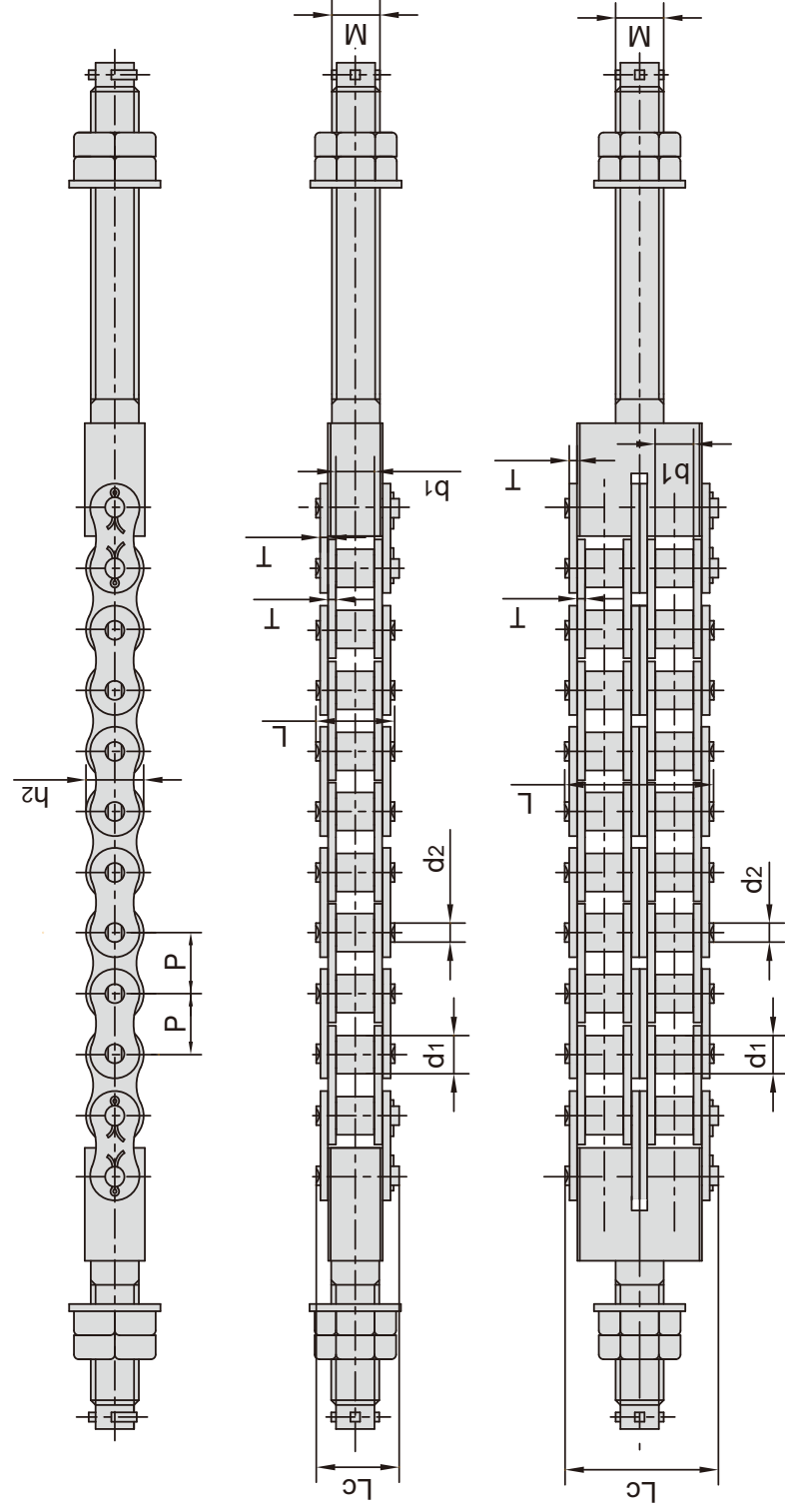
链板组合
Plate lacing



| 东华链号 Donghua Chain No. | 节距 Pitch P mm | 内节内宽 Width between inner plates b1 min mm | 链板组合 Plate lacing | 销轴直径 Pin diameter | | 销轴长度 Pin length L max mm | 链板高度 Plate depth h2 max mm | 链板厚度 Plate thickness T max mm | 抗拉强度 Tensile strength Q min kN/lbf | 每米长重 Weight per meter q kg/m |
|------------------------------|------------------------|---|-------------------------|-------------------------|-----------------|---|---|--|---|---|
| | | | | d1 max mm | d2 max mm | | | | | |
| LF30 | 30.0 | 16.5 | 2 × 2 | 6.0 | 5.00 | 27.7 | 15.7 | 2.03 | 20.0/4496 | 0.72 |
| MP50F2 | 50.0 | 38.0 | 6 × 6 | 22.0 | 18.00 | 85.0 | 40.0 | 3.00 | 250.0/56202 | 11.11 |
| MP50.8 | 50.8 | 36.0 | 6 × 6 | 22.0 | 17.81 | 85.4 | 42.0 | 3.25 | 200.0/44961 | 11.90 |
| MP70F1 | 70.0 | 21.0 | 2 × 2 | 16.5 | 14.00 | 51.5 | 30.5 | 6.00 | 145.0/32597 | 4.16 |
| MP70F2 | 70.0 | 50.0 | 8 × 8 | 32.0 | 28.00 | 158.0 | 55.0 | 5.00 | 375.0/84303 | 44.00 |
| MP70F3 | 70.0 | 52.0 | 8 × 8 | 32.0 | 28.00 | 160.0 | 55.0 | 5.00 | 375.0/84303 | 31.62 |
| MP80F1 | 80.0 | 60.0 | 8 × 8 | 36.0 | 32.00 | 170.0 | 60.0 | 5.00 | 500.0/112404 | 35.32 |
| *MP90F2 | 90.0 | 60.4 | 6 × 6 | 40.0 | 37.00 | 182.0 | 70.0 | 8.00 | 700.0/157366 | 52.70 |
| *MP90F1 | 90.0 | 60.0 | 4 × 4 | 36.0 | 32.00 | 146.0 | 60.0 | 8.00 | 600.0/134885 | 32.22 |
| *MP110F1 | 110.0 | 90.0 | 8 × 8 | 50.0 | 45.00 | 239.0 | 90.0 | 7.00 | 1250.0/281011 | 87.50 |

注: *表示链板为直边形, 销轴两端带垫圈
Note: * means straight link plate, both end of pin with washer

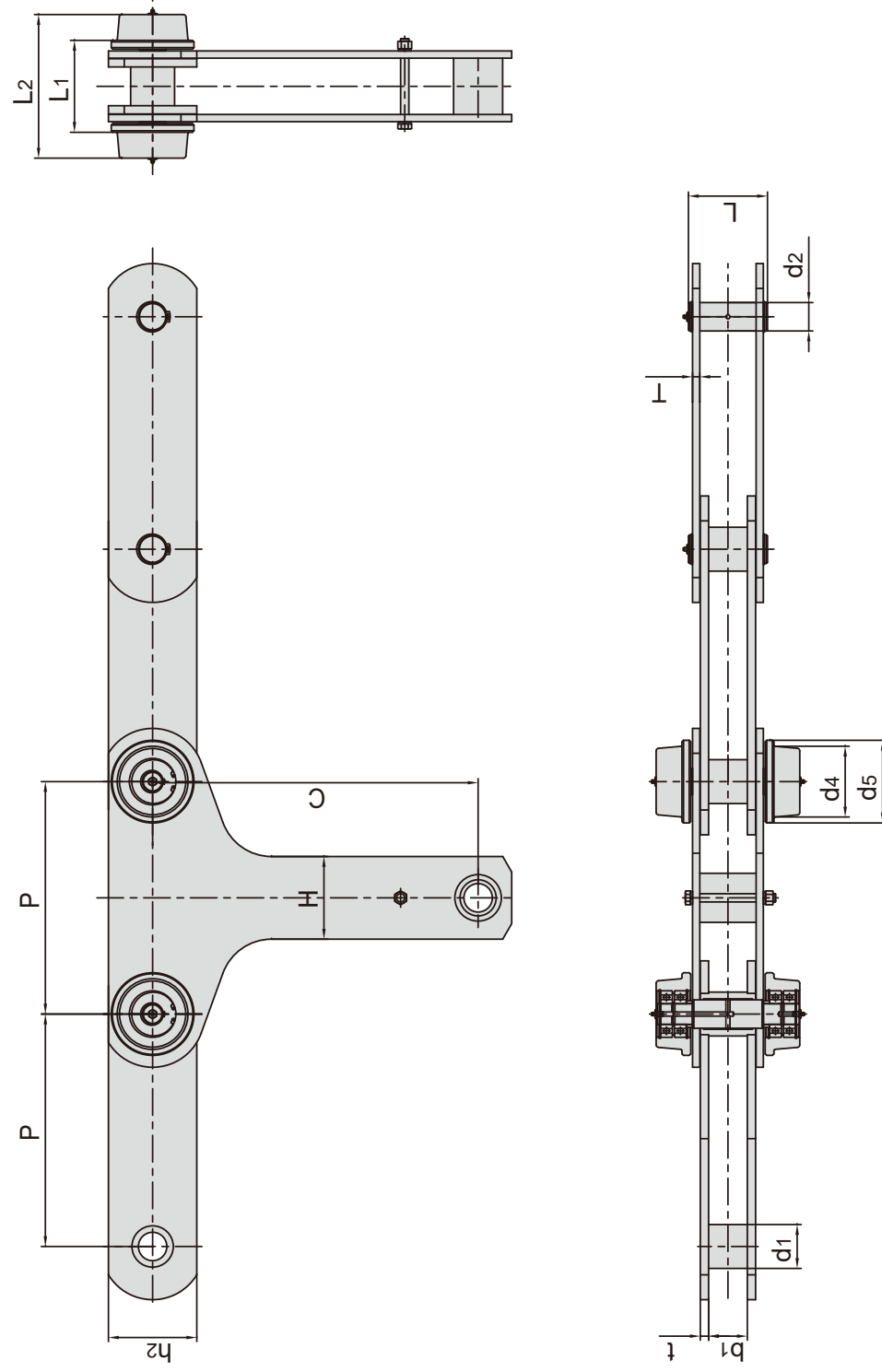
停车库链条 Car parking chains



| 东华链号 Donghua Chain No. | 节距 Pitch P mm | 滚子直径 Roller diameter d1 max mm | 内节内宽 Width between inner plates b1 min mm | 销轴直径 Pin diameter d2 max mm | 销轴长度 Pin length | | 内链板高度 Inner plate depth h2 max mm | 链板厚度 Plate thickness T max mm | 螺栓规格 Bolt type M mm | 抗拉强度 Tensile strength Q min kN/lbf | 平均抗拉强度 Average tensile strength Q0 kN | 每米重量 Weight per meter q kg/m |
|------------------------------|------------------------|---|---|--|-----------------------|-----------------|---|--|---------------------------------|---|--|---|
| | | | | | L max mm | Lc max mm | | | | | | |
| 16ALT-1 | 25.40 | 15.88 | 15.75 | 7.92 | 32.7 | 36.5 | 24.0 | 3.25 | M20 | 71.55/16261 | 81.8 | 2.60 |
| 16ALT-2 | 25.40 | 15.88 | 15.75 | 7.92 | 62.7 | 65.8 | 24.0 | 3.25 | M20 | 143.10/32523 | 166.3 | 5.15 |
| 20ALT-1 | 31.75 | 19.05 | 18.90 | 9.53 | 40.4 | 44.7 | 30.0 | 4.00 | M24 | 107.85/24511 | 118.6 | 3.91 |
| 20ALT-2 | 31.75 | 19.05 | 18.90 | 9.53 | 76.4 | 80.5 | 30.0 | 4.00 | M24 | 215.70/49023 | 234.4 | 7.80 |
| 20ALT-3 | 31.75 | 19.05 | 18.90 | 9.53 | 112.2 | 116.3 | 30.0 | 4.00 | M24 | 323.55/73534 | 351.6 | 11.77 |
| 24ALT-1 | 38.10 | 22.23 | 25.22 | 11.10 | 50.3 | 54.3 | 35.7 | 4.80 | M30 | 149.20/330909 | 161.1 | 5.62 |
| 24ALT-2 | 38.10 | 22.23 | 25.22 | 11.10 | 95.8 | 99.7 | 35.7 | 4.80 | M30 | 298.40/67818 | 322.2 | 11.70 |

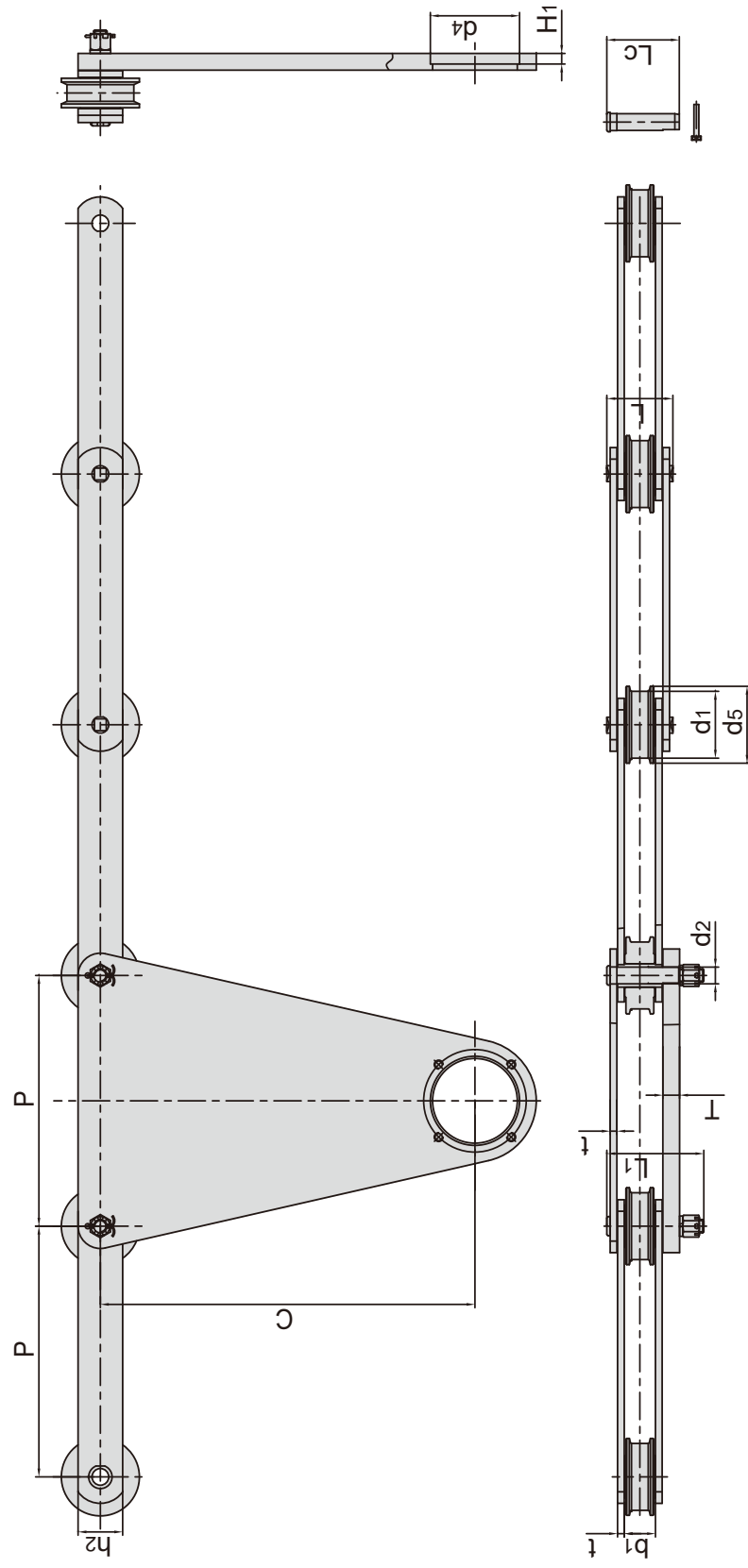
停车库链条

Car parking chains



| 东华链号 Donghua Chain No. | 节距 Pitch P mm | 套筒直径 Boush diameter | | 滚子直径 Roller diameter | | 内节内宽 Width between inner plates b1 mm | 销轴直径 Pin diameter d2 max mm | 销轴长度 Pin length L max mm | 链板高度 Plate depth h2 mm | 链板厚度 Plate thickness t/T mm | 附件尺寸 Attachment dimension | | | | 抗拉强度 Tensile strength Q min kN/lbf |
|------------------------------|------------------------|---------------------------|-----------------|----------------------------|-----------------|--|--|---|------------------------------------|---|---------------------------------|---------|----------|-------------|---|
| | | d1 max mm | d1 min mm | d4 min mm | d5 min mm | | | | | | C mm | H mm | L1 mm | L2 mm | |
| P450F1 | 450.0 | 85.0 | 137.0 | 158.0 | 75 | 55 | 153 | 171 | 16/14 | 630 | 160 | 178 | 278 | 1800/404640 | |
| P450F2 | 450.0 | 85.0 | 136.5 | 180.0 | 75 | 55 | 174 | 171 | 16/14 | 675 | 170 | 166 | 282 | 1764/396547 | |
| P450F4 | 450.0 | 85.0 | 136.5 | 180.0 | 75 | 55 | 174 | 171 | 16/14 | 630 | 160 | 166 | 282 | 1764/396547 | |

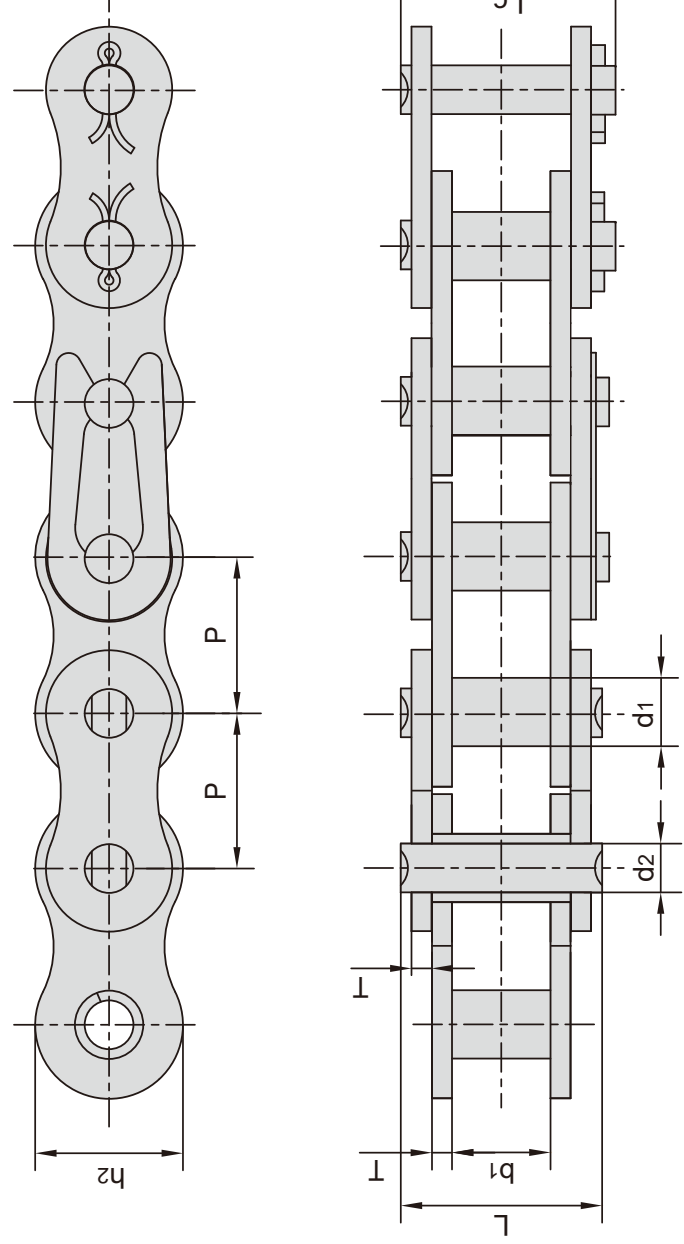
停车库链条 Car parking chains



| 东华链号 Donghua Chain No. | 滚子直径 Roller diameter | | 内节内宽 Width between inner plates | 销轴直径 Pin diameter | 销轴长度 Pin length | | | 链板高度 Plate depth | 链板厚度 Plate thickness | 附件尺寸 Attachment dimension | | | 抗拉强度 Tensile strength |
|------------------------------|----------------------------|-----------------|--|-------------------------|-----------------------|-----------------|----------------|------------------------|----------------------------|---------------------------------|-----------------|---------|-----------------------------|
| | d1 max mm | d5 min mm | | | b1 mm | d2 max mm | L max mm | | | Lc max mm | L1 max mm | C mm | |
| P450F5 | 120 | 138 | 56 | 30 | 120 | 130 | 174 | 80 | 12.0/30.0 | 672 | 160 | 19 | 450.0/101160 |
| P450F6 | 120 | 140 | 84 | 36 | 150 | 159 | 210 | 100 | 12.0/30.0 | 672 | 160 | 19 | 800.0/179840 |
| P450F13 | 120 | 140 | 84 | 36 | 150 | 159 | 210 | 100 | 12.0/30.0 | 675 | 135 | 13 | 800.0/179840 |
| *P460F1 | 118 | 138 | 51 | 36 | - | 134.5 | 173.5 | 90 | 14.0/20.0 | 665 | 110.4 | - | 650.0/146120 |
| P460F2 | 120 | 140 | 84 | 36 | 150 | 159 | 202 | 100 | 12.0/25.0 | 675 | 135 | 13 | 800.0/179840 |
| P460F3 | 130 | 144 | 60 | 36 | 126 | 135 | 185 | 100 | 12.0/30.0 | 650 | 110 | - | 800.0/179840 |
| P460F5 | 100 | 119 | 55 | 30 | 118 | 130 | 160 | 75 | 12.0/20.0 | 570 | 107 | - | 650.0/146120 |

*滚轮内带轴承
* With bearing inside roller

无滚子提升链 Rollerless hoisting chains




| 东华链号 Donghua Chain No. | 节距 Pitch | | 套筒直径 Bush diameter | 内节内宽 Width between innerplates | 销轴直径 Pin diameter | 销轴长度 Pin length | | 内链板高度 Inner plate depth | 链板厚度 Plate thickness | 抗拉强度 Tensile strength | 平均抗拉强度 Average tensile strength | 每米长重 Weight per meter |
|------------------------------|-------------|----|--------------------------|---|-------------------------|-----------------------|-----------------|----------------------------------|----------------------------|-----------------------------|--|--------------------------------|
| | P | mm | d1 max mm | b1 min mm | d2 max mm | L max mm | Lc max mm | h2 max mm | T max mm | Q min kN/lbf | Q0 kN | q kg/m |
| 45-1 | 12.700 | | 5.63 | 7.85 | 3.96 | 16.6 | 17.8 | 12.00 | 1.50 | 14.10/3205 | 17.5 | 0.54 |
| 55-1 | 15.875 | | 7.03 | 9.40 | 5.08 | 20.7 | 22.2 | 15.09 | 2.03 | 22.20/5045 | 29.4 | 0.83 |
| 65-1 | 19.050 | | 8.33 | 12.57 | 5.94 | 25.9 | 27.7 | 18.00 | 2.42 | 31.80/7227 | 41.5 | 1.22 |
| 85-1 | 25.400 | | 11.10 | 15.75 | 7.92 | 32.7 | 35.0 | 24.00 | 3.25 | 56.70/12886 | 69.4 | 2.16 |
| 105-1 | 31.750 | | 13.60 | 18.90 | 9.53 | 40.4 | 44.7 | 30.00 | 4.00 | 88.50/20114 | 109.2 | 3.31 |
| 125-1 | 38.100 | | 15.60 | 25.22 | 11.10 | 50.3 | 54.3 | 35.70 | 4.80 | 127.00/28864 | 156.3 | 4.97 |
| 145-1 | 44.450 | | 18.00 | 25.22 | 12.70 | 54.4 | 59.0 | 41.00 | 5.60 | 172.40/39182 | 212.0 | 6.50 |
| 165-1 | 50.800 | | 20.00 | 31.55 | 14.27 | 64.8 | 69.6 | 47.80 | 6.40 | 226.80/51545 | 278.9 | 8.70 |



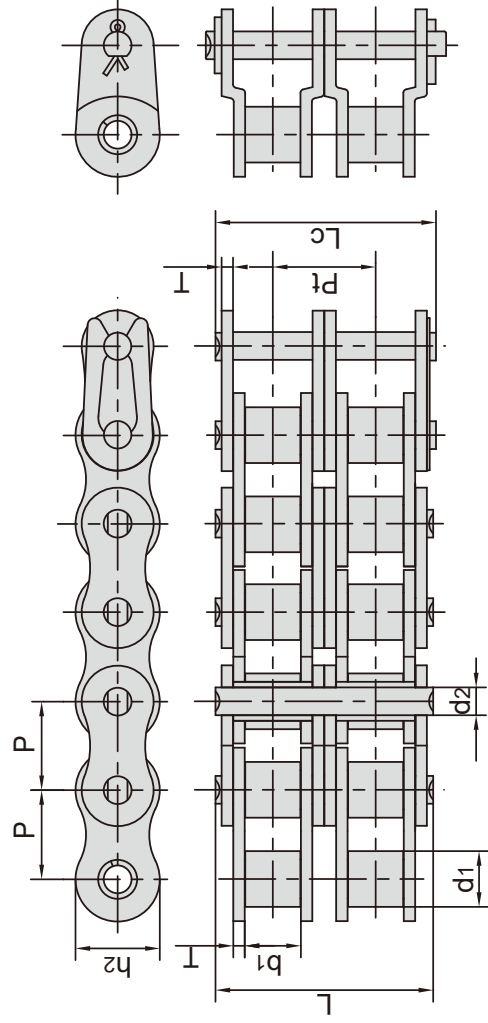
农机链

AGRICULTURAL CHAINS



旋耕机链

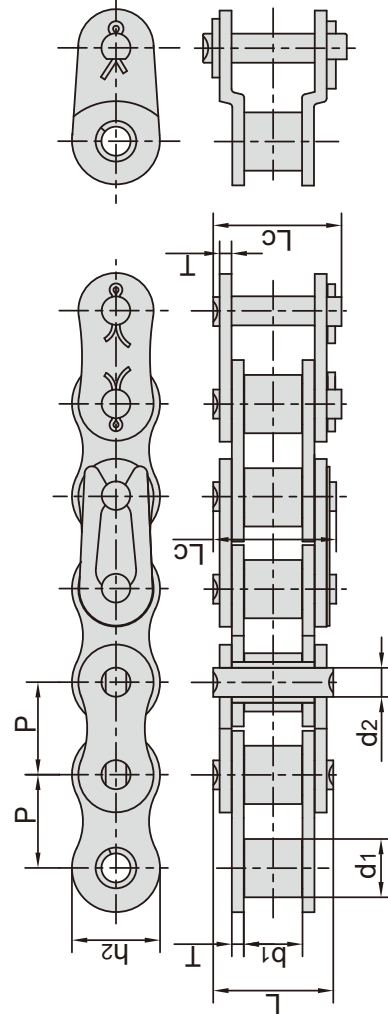
Rotary cultivator chains



| 东华链号 Donghua Chain No. | 节距 Pitch | 滚子直径 Roller diameter | 内节内宽 Width between inner plates | 销轴直径 Pin diameter | 销轴长度 Pin length | | 内链板高度 Inner plate depth | 链板厚度 Plate thickness | 排距 Transverse pitch | 抗拉强度 Tensile strength | 平均抗拉强度 Average tensile strength | 每米重量 Weight per meter |
|------------------------------|-------------|----------------------------|--|-------------------------|-----------------------|-----------|----------------------------------|----------------------------|---------------------------|-----------------------------|--|--------------------------------|
| | P | d1 max | b1 min | d2 max | L max | Lc max | h2 max | T max | Pt | Q min | Q0 | q |
| | mm | mm | mm | mm | mm | mm | mm | mm | mm | kN/lbf | kN | kg/m |
| 08B-2 | 12.70 | 8.51 | 7.75 | 4.45 | 31.2 | 32.2 | 11.8 | 1.60 | 13.92 | 32.0/7273 | 38.7 | 1.34 |
| 12A-2 | 19.05 | 11.91 | 12.57 | 5.94 | 48.8 | 50.5 | 18.0 | 2.42 | 22.78 | 63.6/14455 | 82.1 | 2.92 |
| 60H-2 | 19.05 | 11.91 | 12.57 | 5.94 | 55.3 | 57.1 | 18.0 | 3.25 | 26.11 | 63.6/14455 | 84.5 | 3.71 |
| 60HSP-2 | 19.05 | 11.91 | 12.57 | 5.94 | 55.3 | 57.1 | 18.0 | 3.25 | 26.11 | 96.1/21605 | 112.0 | 3.97 |

农机传动箱用链条

Chains for transmission case of agricultural machinery

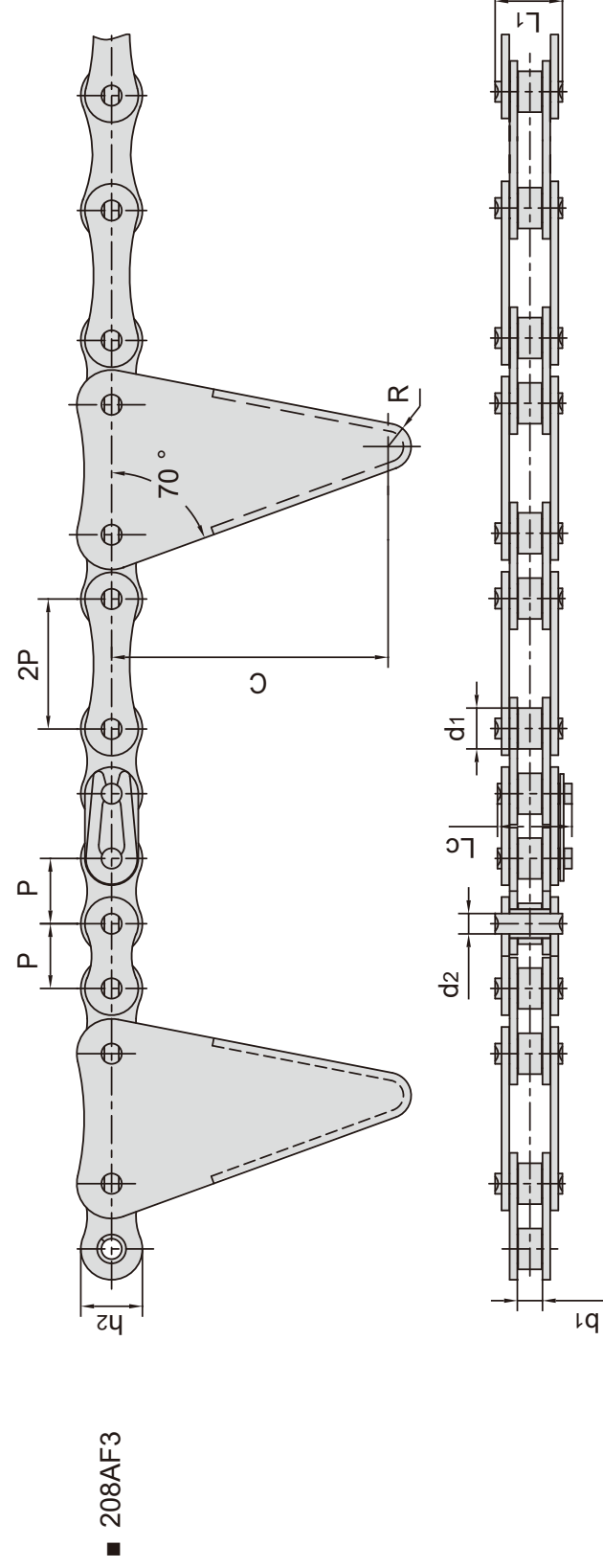
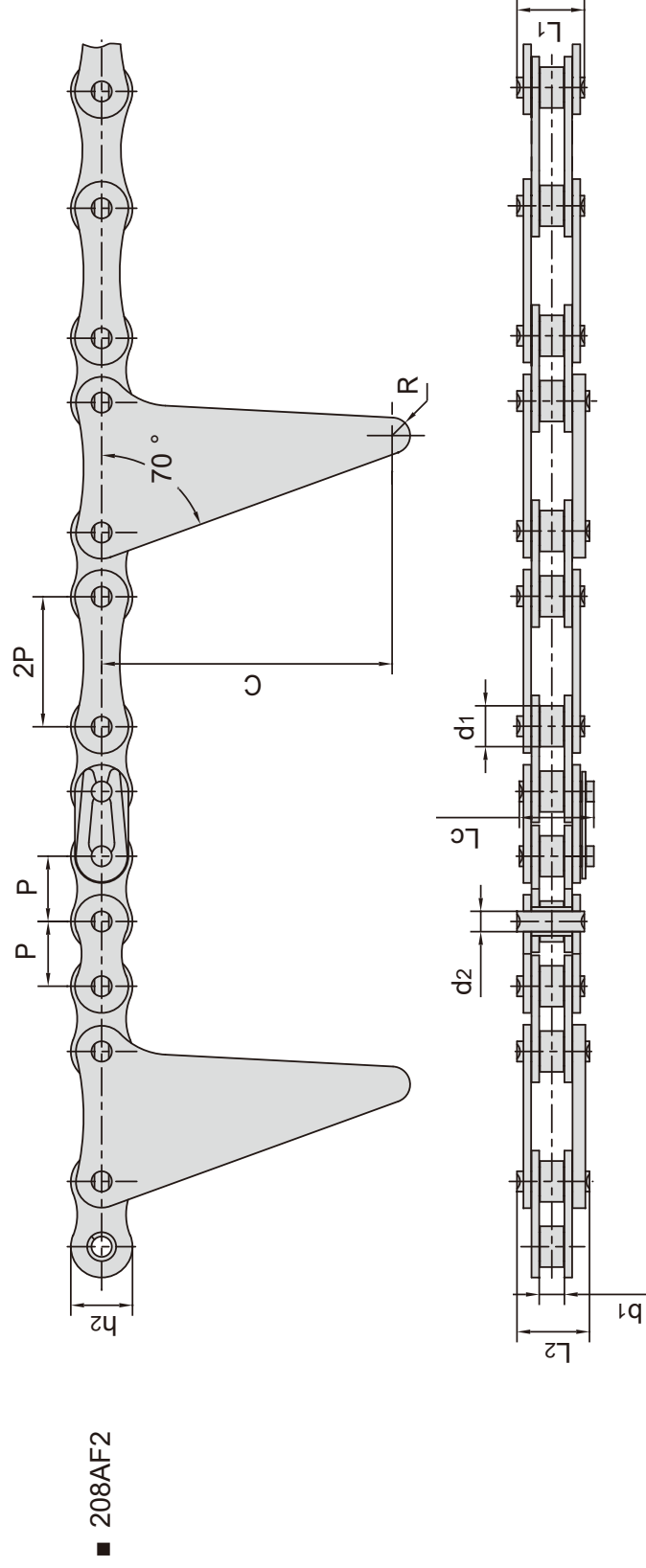


| 东华链号 Donghua Chain No. | 节距 Pitch | 滚子直径 Roller diameter | 内节内宽 Width between inner plates | 销轴直径 Pin diameter | 销轴长度 Pin length | | 内链板高度 Inner plate depth | 链板厚度 Plate thickness | 平均抗拉强度 Average tensile strength | 抗拉强度 Tensile strength | 每米重量 Weight per meter |
|------------------------------|-------------|----------------------------|--|-------------------------|-----------------------|-----------|----------------------------------|----------------------------|--|-----------------------------|--------------------------------|
| | P | d1 max | b1 min | d2 max | L max | Lc max | h2 max | T max | Q0 | Q min | q |
| | mm | mm | mm | mm | mm | mm | mm | mm | kN | kN/lbf | kg/m |
| 35HF2 | 9.525 | 5.08 | 4.77 | 3.58 | 15.52 | - | 9.00 | 2.03 | 9.9 | 9.0/2023 | 0.52 |
| 420T | 12.700 | 7.77 | 6.25 | 3.96 | 14.70 | - | 12.00 | 1.50 | 20.5 | 18.62/4186 | 0.55 |
| 520 | 15.875 | 10.16 | 6.25 | 5.08 | 17.50 | - | 15.09 | 2.03 | 32.3 | 29.40/6610 | 0.96 |
| 520HF2 | 15.875 | 10.22 | 6.25 | 5.30 | 19.30 | - | 15.30 | 2.42 | 38.5 | 35.00/7869 | 1.25 |
| 520HF3 | 15.875 | 10.22 | 6.25 | 5.30 | 19.80 | - | 15.30 | 2.80/2.42 | 44.0 | 40.00/8993 | 1.36 |
| 520HF4 | 15.875 | 10.16 | 6.25 | 5.08 | 19.30 | 20.80 | 15.09 | 2.42 | 29.2 | 26.50/5958 | 1.10 |
| 520HF6 | 15.875 | 10.22 | 6.25 | 5.30 | 19.30 | - | 15.30 | 2.42 | 44.0 | 40.00/8993 | 1.25 |
| *P22.225F3-B | 22.225 | 15.60 | 14.60 | 9.00 | 36.30 | 38.00 | 23.50 | 4.80/4.00 | 82.5 | 75.00/16862 | 3.75 |
| *16BF26 | 25.400 | 15.88 | 16.00 | 10.00 | 42.50 | 44.20 | 26.80 | 5.60/4.80 | 88.0 | 80.00/17986 | 4.66 |

*套筒链: 表中滚子直径d1为套筒直径

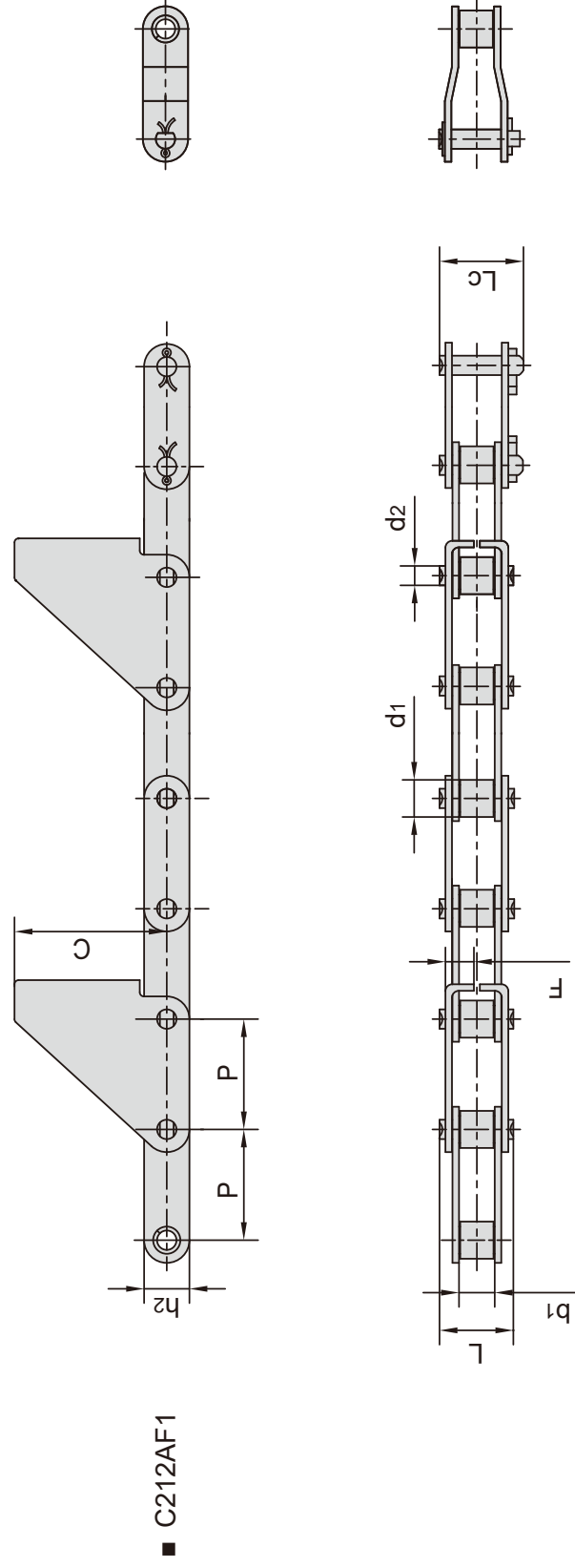
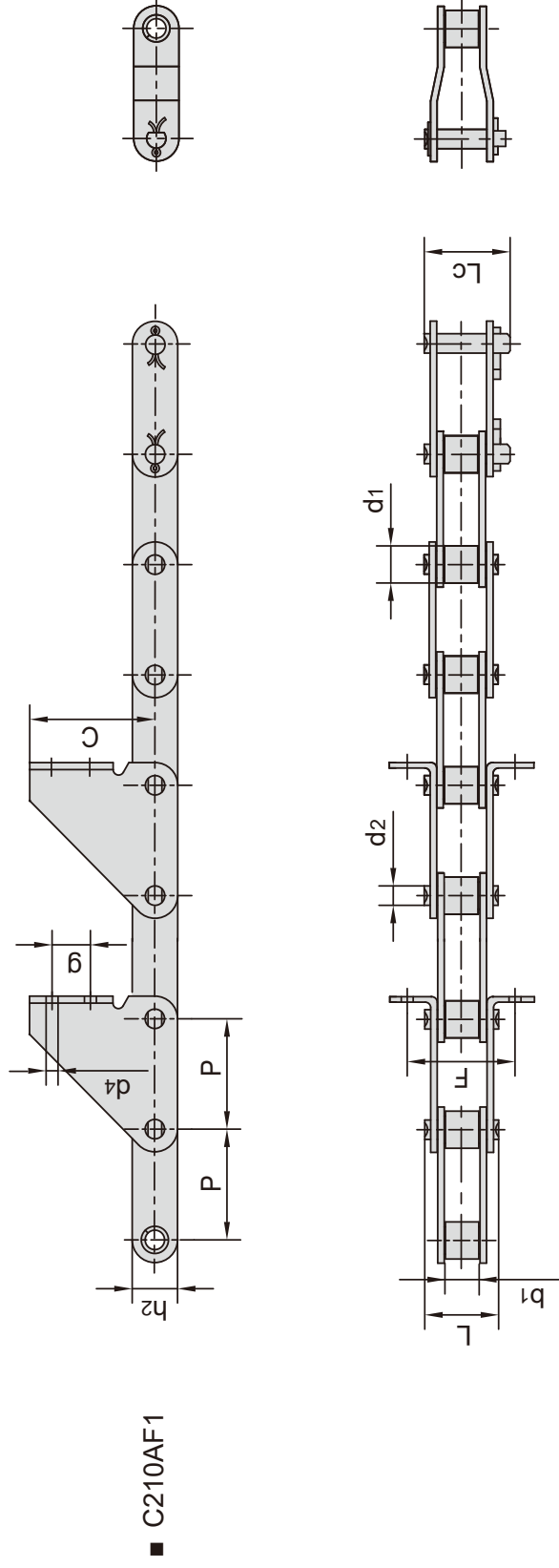
*Bush chain: d1 in the table indicates the external diameter of the bush

联合收割机链
Combine chains



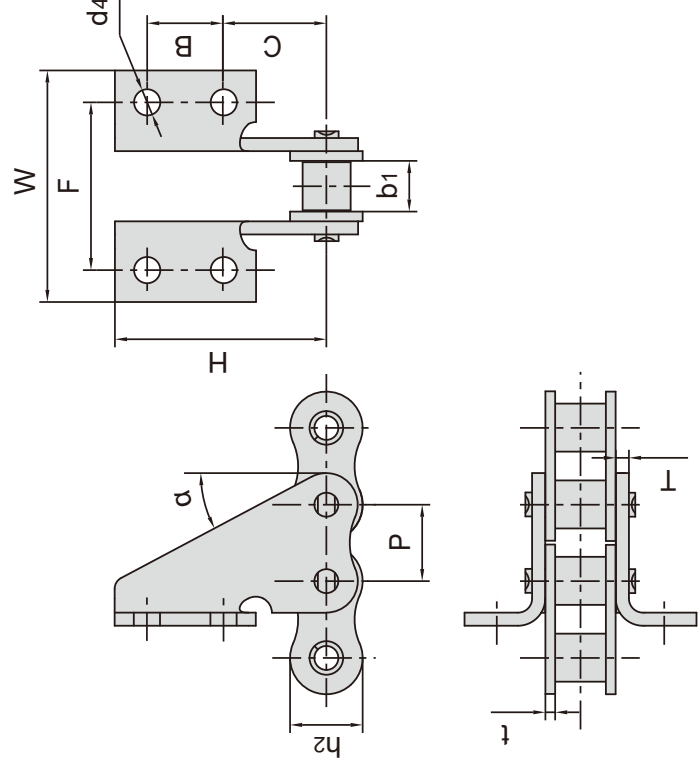
| 节距 Pitch | 滚子直径 Roller diameter | 内节内宽 Width between inner plates | 销轴直径 Pin diameter | 销轴长度 Pin length | | | 内链板高度 Inner plate depth | 附板尺寸 Attachment dimension | | 抗拉强度 Tensile strength | 平均抗拉强度 Average tensile strength |
|-------------|-------------------------|------------------------------------|----------------------|--------------------|--------|--------|----------------------------|------------------------------|-----|--------------------------|------------------------------------|
| | | | | L1 max | L2 max | Lc max | | C | R | | |
| P | d1 max | b1 min | d2 max | mm | mm | mm | h2 max | mm | mm | kN/lbf | kN |
| 12.7 | 7.95 | 4.80 | 3.96 | 13.1 | 14.7 | 14.5 | 12.0 | 56.5 | 3.5 | 13.8/3136 | 16.0 |
| 12.7 | 7.95 | 4.80 | 3.96 | 13.1 | - | 14.5 | 12.0 | 60.5 | 4.5 | 13.8/3136 | 16.0 |
| 12.7 | 7.95 | 7.85 | 3.96 | 16.6 | - | 17.8 | 12.0 | 60.5 | 4.5 | 13.8/3136 | 16.0 |

联合收割机链
Combine chains

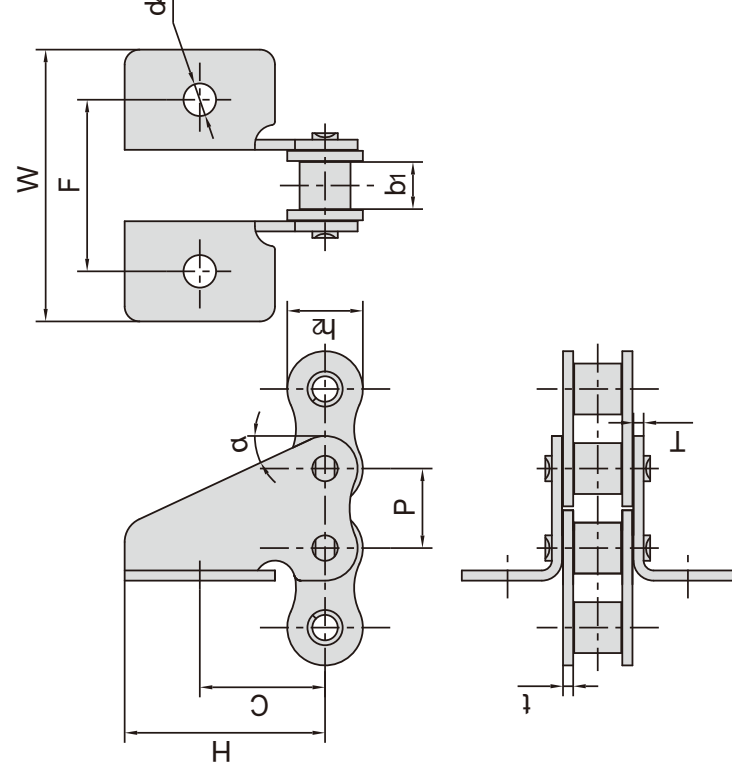


| 东华链号 Donghua Chain No. | 节距 Pitch P mm | 滚子直径 Roller diameter d1 max mm | 内节内宽 Width between inner plates b1 min mm | 销轴直径 Pin diameter d2 max mm | 销轴长度 Pin length | | 内链板高度 Inner plate depth h2 max mm | 附板尺寸 Attachment dimension | | | 抗拉强度 Tensile strength Q min kN/lbf | 平均抗拉强度 Average tensile strength Q0 kN |
|------------------------------|------------------------|---|--|--|-----------------------|----------|---|---------------------------------|------|-----|---|--|
| | | L max mm | Lc max mm | F mm | C mm | d4 mm | g mm | 21.8/4955 | 28.5 | | | |
| C210AF1 | 31.75 | 10.16 | 9.40 | 5.08 | 20.7 | 23.3 | 15.0 | 35.20 | 54.0 | 7.0 | 23.0 | 28.5 |
| C212AF1 | 38.10 | 11.91 | 12.57 | 5.94 | 25.9 | 28.3 | 18.0 | 10.92 | 56.0 | - | - | 38.7 |

联合收割机链
Combine chains

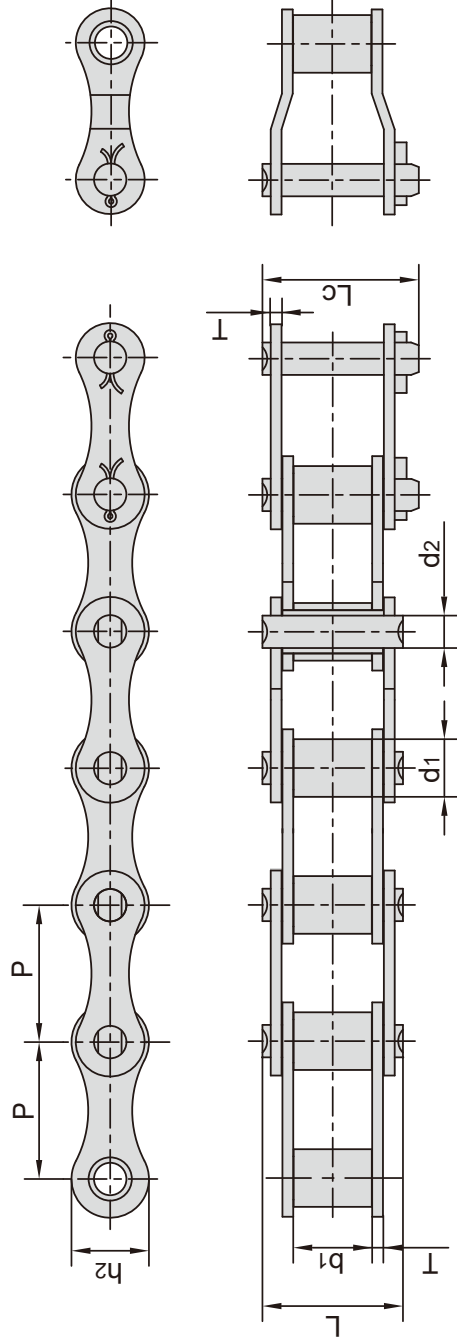


| 东华链号 Donghua Chain No. | P mm | h2 mm | b1 mm | F mm | W mm | B mm | C mm | H mm | d4 mm | t mm | T mm | α |
|------------------------------|---------|----------|----------|---------|---------|---------|---------|---------|----------|---------|---------|-----|
| 12ASD | 19.05 | 18.00 | 12.57 | 44.00 | 58.00 | 19.00 | 25.50 | 52.50 | 6.5 | 2.42 | 2.42 | 28° |
| 12ASDF3 | 19.05 | 18.00 | 12.57 | 42.00 | 56.00 | 19.00 | 25.50 | 52.50 | 8.5 | 2.42 | 3.50 | 28° |
| 12ASDF6 | 19.05 | 18.00 | 12.57 | 43.20 | 57.20 | 23.00 | 21.50 | 52.50 | 8.5 | 2.42 | 3.50 | 28° |
| 12ASDF9 | 19.05 | 18.00 | 12.57 | 39.00 | 55.00 | 23.00 | 23.00 | 52.25 | 6.5 | 2.42 | 2.42 | 28° |
| 12ASDF12 | 19.05 | 18.00 | 12.57 | 41.20 | 58.20 | 23.50 | 19.00 | 50.00 | 7.0 | 2.42 | 2.42 | 28° |

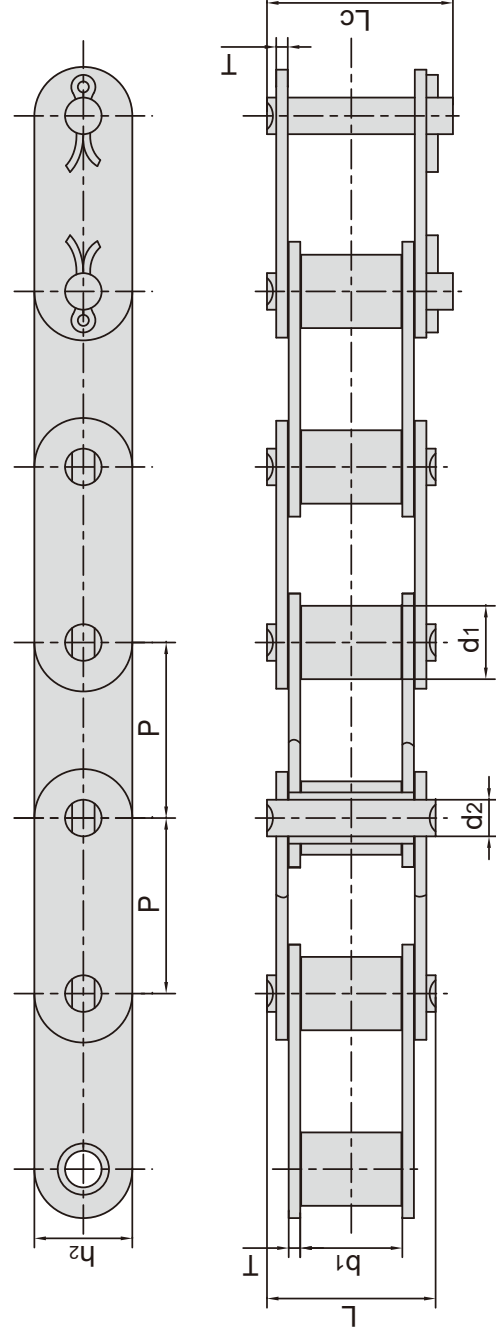


| 东华链号 Donghua Chain No. | P mm | h2 mm | b1 mm | F mm | W mm | C mm | H mm | d4 mm | t mm | T mm | α |
|------------------------------|---------|----------|----------|---------|---------|---------|---------|----------|---------|---------|-----|
| 10ASD | 15.875 | 15.09 | 9.40 | 36.00 | 54.00 | 25.00 | 40.00 | 6.5 | 2.03 | 2.03 | 25° |
| 10BSDf1 | 15.875 | 14.70 | 9.65 | 28.40 | 43.40 | 24.10 | 38.10 | 5.0 | 1.70 | 1.70 | 30° |

ZGS38联合收割机链及附件 ZGS38 combine chain with attachments

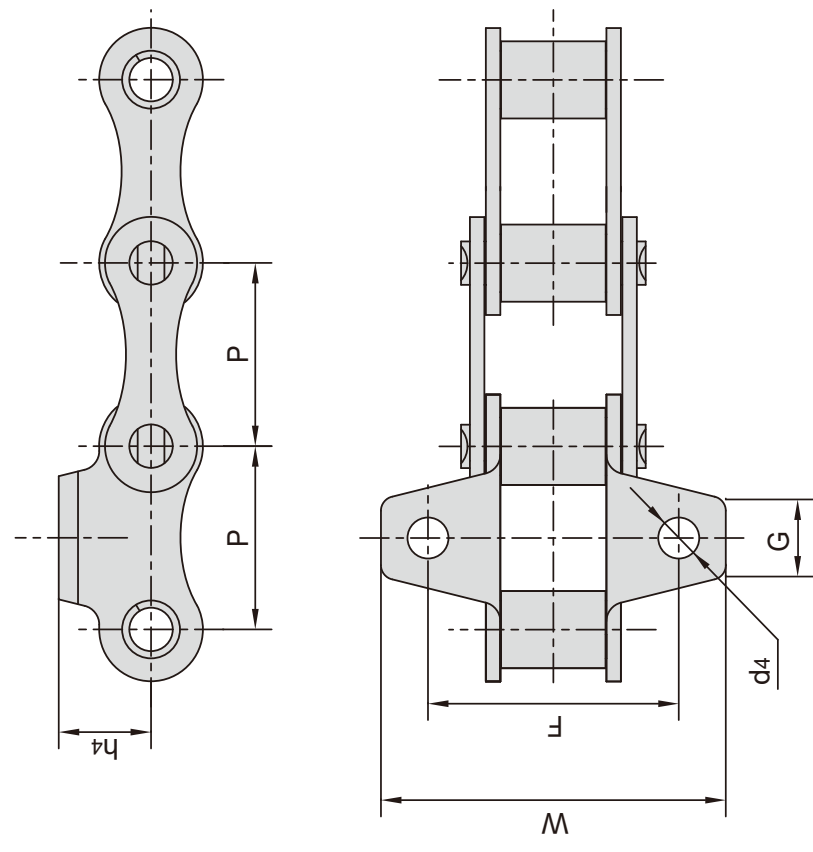


| 东华链号 Donghua Chain No. | 节距 Pitch | 滚子直径 Roller diameter d1 max | 内节内宽 Width between inner plates b1 min | 销轴直径 Pin diameter d2 max | 销轴长度 Pin length | | 内链板高度 Inner plate depth h2 max | 链板厚度 Plate thickness T max | 抗拉强度 Tensile strength Q min | 平均抗拉强度 Average tensile strength Q0 | 每米重量 Weight per meter q |
|------------------------------|-------------|---|---|--------------------------------------|-----------------------|-----------|---|--|---|--|-------------------------------------|
| | | | | | L max | Lc max | | | | | |
| ZGS38 | 38.0 | 16.00 | 22.0 | 9.00 | 39.0 | 43.0 | 21.5 | 3.0 | 45.0/10116 | 54.0 | 2.00 |
| ZGS38HF7 | 38.0 | 16.00 | 22.0 | 9.00 | 47.0 | 51.0 | 21.5 | 5.0 | 80.0/18000 | 88.0 | 2.74 |
| ZGS38F42 | 38.0 | 16.00 | 22.0 | 9.00 | 43.2 | 46.5 | 21.5 | 4.0 | 45.0/10116 | 54.0 | 2.43 |

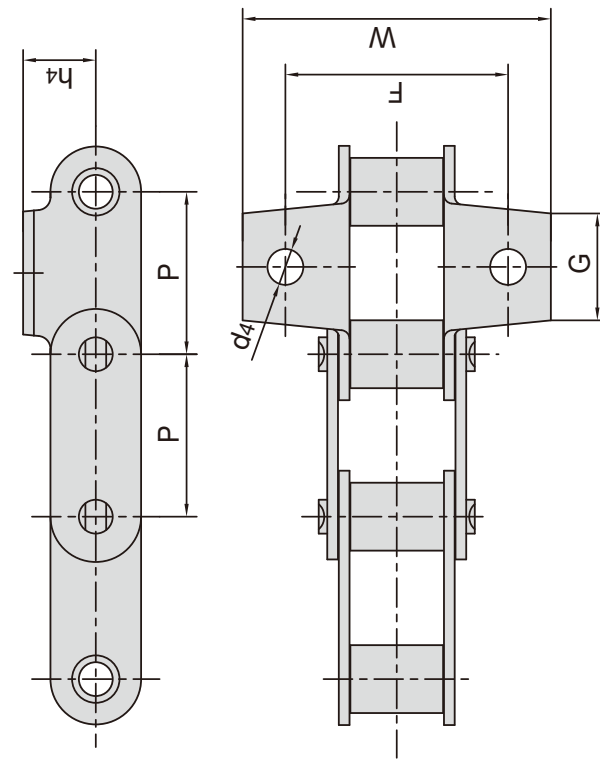


| 东华链号 Donghua Chain No. | 节距 Pitch | 滚子直径 Roller diameter d1 max | 内节内宽 Width between inner plates b1 min | 销轴直径 Pin diameter d2 max | 销轴长度 Pin length | | 内链板高度 Inner plate depth h2 max | 链板厚度 Plate thickness T max | 抗拉强度 Tensile strength Q min | 平均抗拉强度 Average tensile strength Q0 | 每米重量 Weight per meter q |
|------------------------------|-------------|---|---|--------------------------------------|-----------------------|-----------|---|--|---|--|-------------------------------------|
| | | | | | L max | Lc max | | | | | |
| CZGS38F10 | 38.0 | 15.88 | 22.0 | 7.92 | 39.0 | 43.0 | 21.3 | 3.0 | 45.0/10116 | 54.0 | 2.39 |
| CZGS38F11 | 38.0 | 15.88 | 22.0 | 7.92 | 37.1 | 41.0 | 21.2 | 2.5 | 30.0/6745 | 33.0 | 2.10 |
| CZGS38HF12 | 38.0 | 15.88 | 22.0 | 7.92 | 39.9 | 42.7 | 21.2 | 3.2 | 45.0/10116 | 54.0 | 2.42 |
| CZGS38F13 | 38.0 | 16.00 | 22.0 | 9.00 | 39.0 | 43.0 | 21.5 | 3.0 | 45.0/10116 | 54.0 | 2.42 |
| CZGS38HF36 | 38.0 | 15.88 | 22.0 | 7.92 | 40.5 | 44.0 | 21.3 | 3.5 | 50.0/11241 | 55.0 | 2.63 |

ZGS38联合收割机链及附件 ZGS38 combine chain with attachments

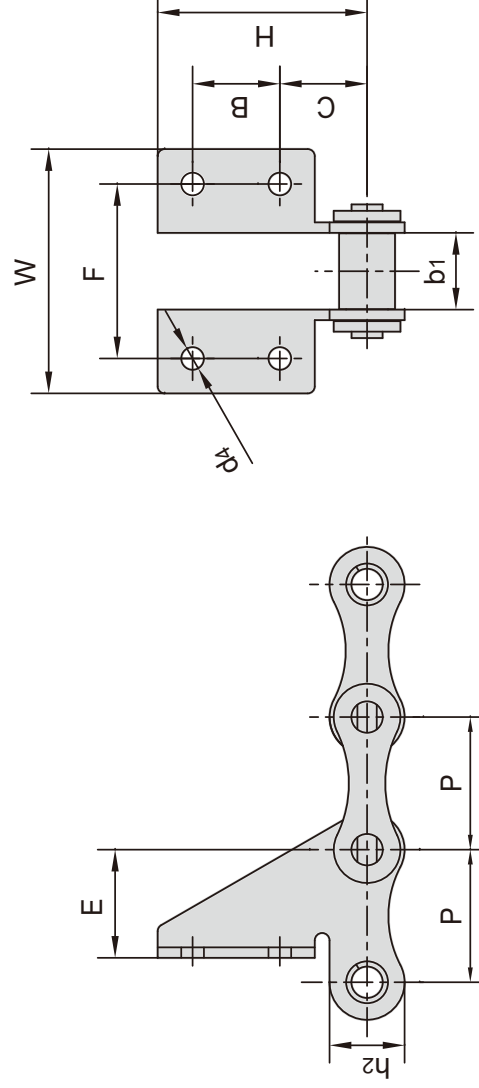


| 东华链号 Donghua Chain No. | P | G | F | W | h4 | d4 |
|------------------------------|------|------|------|------|------|------|
| | mm | mm | mm | mm | mm | mm |
| ZGS38F2 | 38.0 | 16.0 | 52.0 | 71.5 | 19.6 | 11.0 |
| ZGS38F6K1 | 38.0 | 16.0 | 52.0 | 74.6 | 19.6 | 8.5 |
| ZGS38F10K1 | 38.0 | 20.0 | 52.0 | 72.0 | 17.0 | 8.4 |
| ZGS38F13K1F1 | 38.0 | 20.0 | 52.0 | 80.0 | 17.0 | 8.6 |
| ZGS38HF12K1F1 | 38.0 | 25.0 | 52.0 | 72.0 | 17.0 | 8.4 |
| ZGS38F18 | 38.0 | 16.0 | 52.0 | 69.6 | 19.6 | 8.5 |
| ZGS38F42K1 | 38.0 | 16.0 | 52.0 | 74.6 | 19.6 | 8.5 |
| ZGS38F43K1 | 38.0 | 16.0 | 52.0 | 74.6 | 19.6 | 11.0 |
| ZGS38F46 | 38.0 | 16.0 | 52.0 | 74.6 | 20.0 | 8.5 |

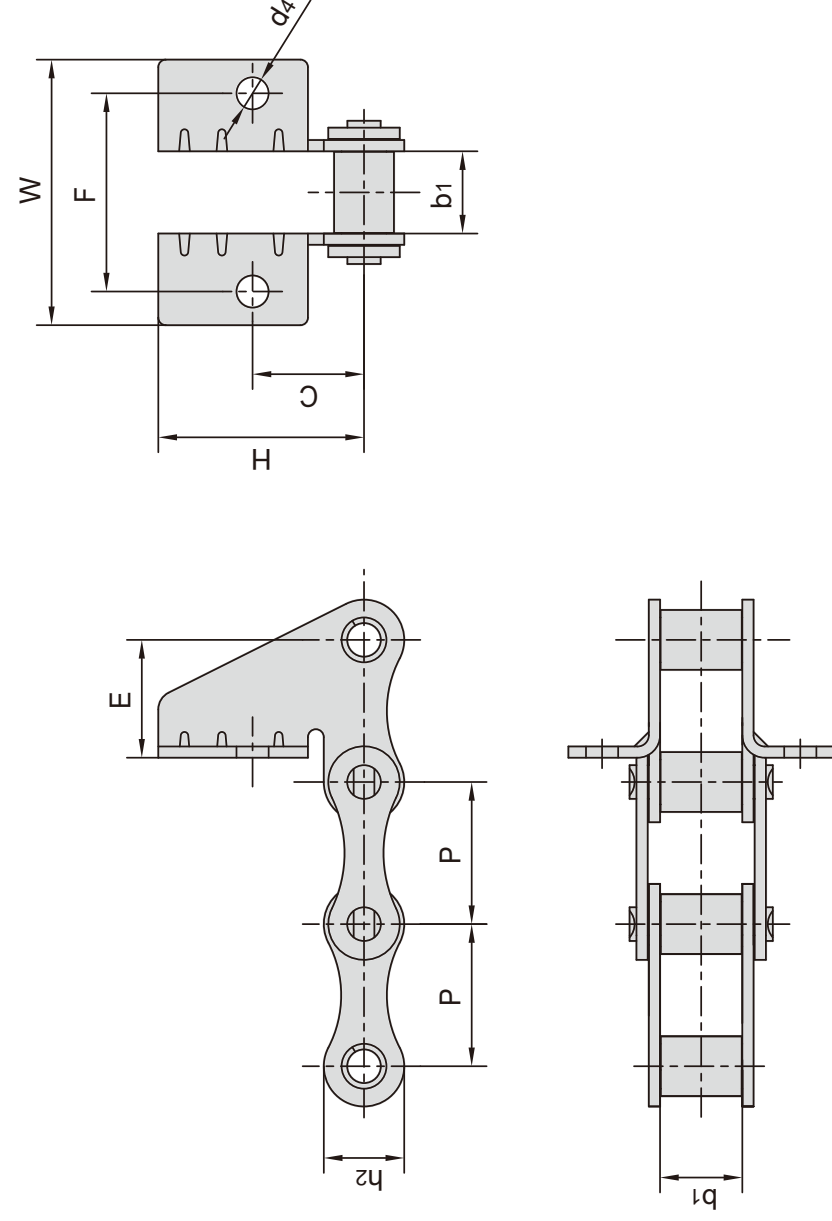


| 东华链号 Donghua Chain No. | P | G | F | W | h4 | d4 |
|------------------------------|------|------|------|------|------|-----|
| | mm | mm | mm | mm | mm | mm |
| CZGS38F10K1 | 38.0 | 20.0 | 52.0 | 72.0 | 17.0 | 8.4 |
| CZGS38F13K1F1 | 38.0 | 26.5 | 52.0 | 80.0 | 17.0 | 8.6 |

ZGS38联合收割机链及附件 ZGS38 combine chain with attachments

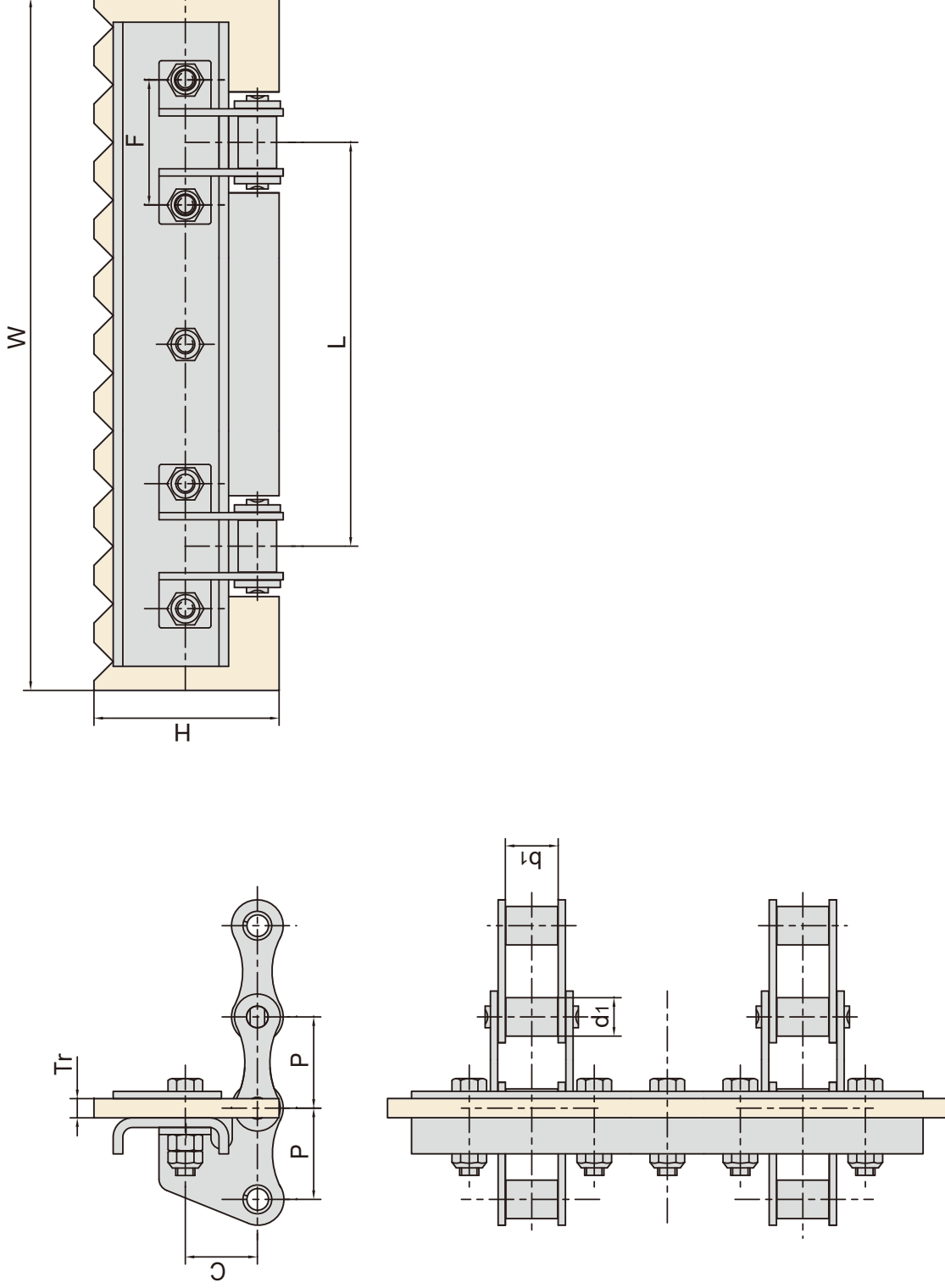


| 东华链号 Donghua Chain No. | P mm | b ₁ mm | C mm | B mm | F mm | W mm | d ₄ mm | E mm | H mm | h ₂ mm |
|------------------------------|---------|----------------------|---------|---------|---------|---------|----------------------|---------|---------|----------------------|
| ZGS38F5 | 38.0 | 22.0 | 32.0 | 25.0 | 52.0 | 72.0 | 7.0 | 31.0 | 67.0 | 21.5 |
| ZGS38F8 | 38.0 | 22.0 | 32.0 | 25.0 | 52.0 | 68.0 | 7.0 | 31.0 | 67.0 | 21.5 |
| ZGS38F14SD | 38.0 | 22.0 | 25.0 | 25.0 | 50.0 | 70.0 | 6.5 | 31.0 | 60.0 | 21.5 |
| ZGS38F44 | 38.0 | 22.0 | 25.0 | 25.0 | 52.0 | 72.0 | 7.2 | 30.0 | 60.0 | 21.5 |



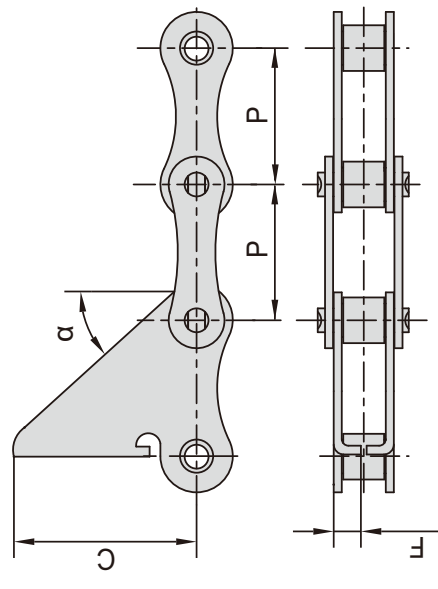
| 东华链号 Donghua Chain No. | P mm | b ₁ mm | C mm | F mm | W mm | d ₄ mm | E mm | H mm | h ₂ mm |
|------------------------------|---------|----------------------|---------|---------|---------|----------------------|---------|---------|----------------------|
| ZGS38SDF4 | 38.0 | 22.0 | 30.0 | 52.0 | 70.0 | 8.5 | 31.8 | 55.0 | 21.5 |
| ZGS38F35 | 38.0 | 22.0 | 29.8 | 53.0 | 71.0 | 8.7 | 31.3 | 55.0 | 21.5 |

ZGS38联合收割机链及附件 ZGS38 combine chain with attachments

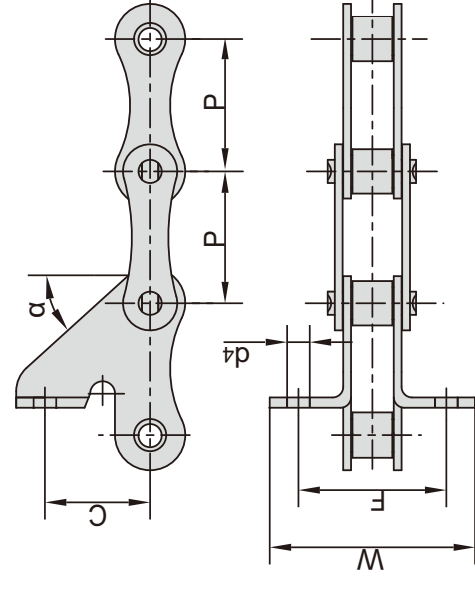


| 东华链号 Donghua Chain No. | 节距 Pitch | 滚子直径 Roller diameter | 内节内宽 Width between inner plates | 橡胶附板尺寸 Rubber attachment dimension | | | | |
|------------------------------|-----------------|----------------------------|---------------------------------------|---------------------------------------|---------|----------------|---------|----------|
| | | | | W max mm | L mm | H max mm | F mm | Tr mm |
| ZGS38F47 | P mm 38.0 | d1 max mm 16.0 | b1 max mm 22.0 | 480.0 | 360.0 | 77.0 | 52.0 | 8.0 |

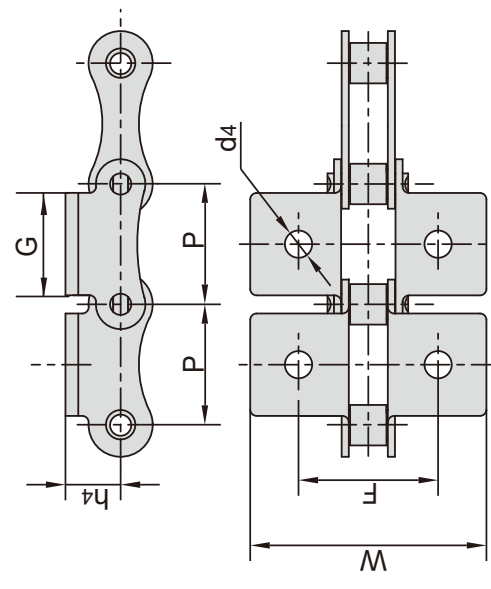
ZGS38联合收割机链及附件 ZGS38 combine chain with attachments



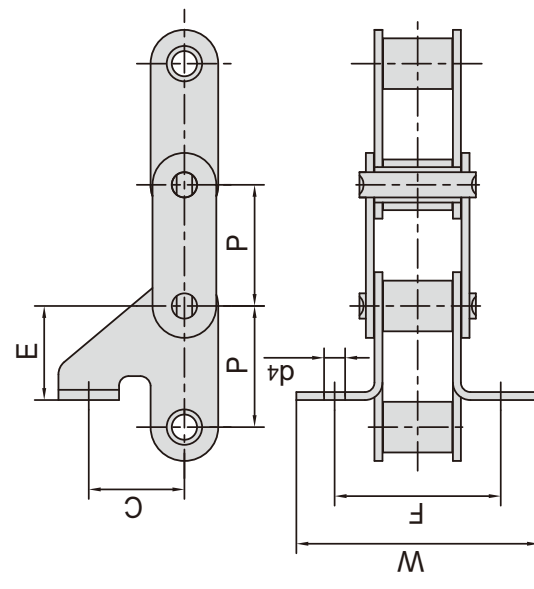
| 东华链号 Donghua Chain No. | P mm | C mm | F mm | alpha |
|------------------------------|---------|---------|---------|-------|
| ZGS38F1 | 38.0 | 60.0 | 14.0 | 32.5° |



| 东华链号 Donghua Chain No. | P mm | C mm | F mm | W mm | d4 mm | alpha |
|------------------------------|---------|---------|---------|---------|----------|-------|
| ZGS38F3 | 38.0 | 30.0 | 52.0 | 68.4 | 6.50 | 43.5° |
| ZGS38SDF1 | 38.0 | 30.0 | 52.0 | 68.4 | 8.50 | 43.5° |
| ZGS38SDF5 | 38.0 | 30.0 | 52.0 | 68.0 | 8.60 | 40.5° |
| ZGS38SDF6 | 38.0 | 30.0 | 52.0 | 68.0 | 8.50 | 40.5° |
| ZGS38F32SD | 38.0 | 30.0 | 52.0 | 68.4 | 6.50 | 43.5° |



| 东华链号 Donghua Chain No. | P mm | G mm | F mm | W mm | h4 mm | d4 mm |
|------------------------------|---------|---------|---------|---------|----------|----------|
| ZGS38K1 | 38.0 | 32.0 | 53.0 | 83.2 | 20.0 | 8.5 |

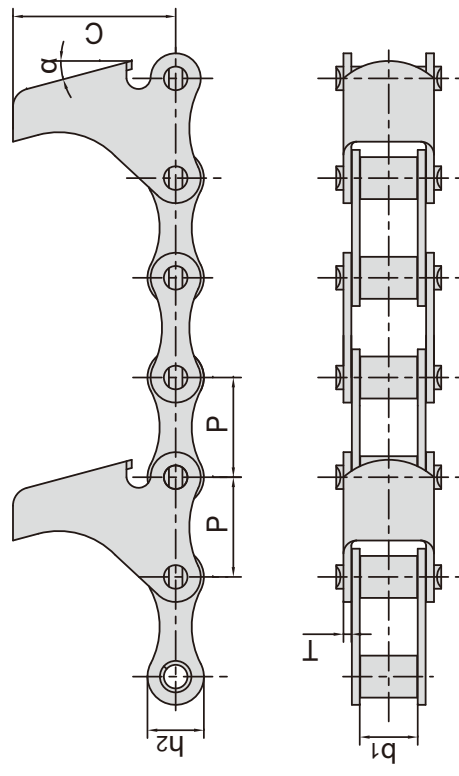


| 东华链号 Donghua Chain No. | P mm | C mm | F mm | W mm | d4 mm | E mm |
|------------------------------|---------|---------|---------|---------|----------|---------|
| CZGS38F10SD | 38.0 | 30.0 | 52.0 | 80.0 | 6.6 | 19.0 |
| CZGS38F11SDF1 | 38.0 | 30.0 | 52.0 | 76.0 | 6.6 | 29.5 |

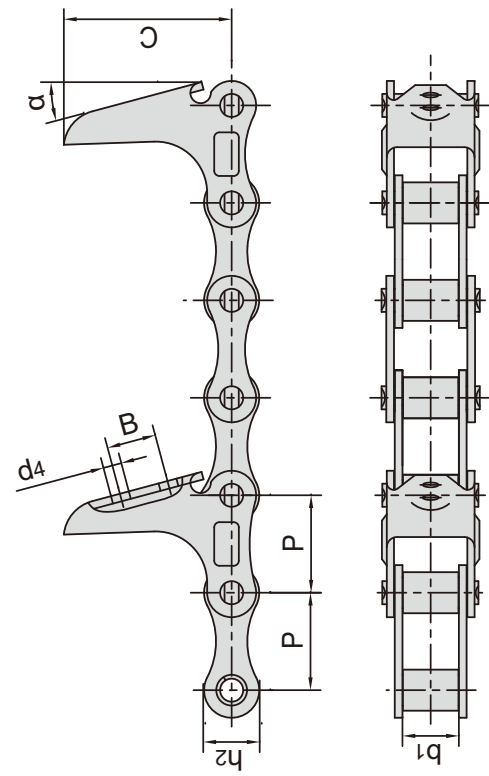
ZGS38联合收割机链及附件

ZGS38 combine chain with attachments

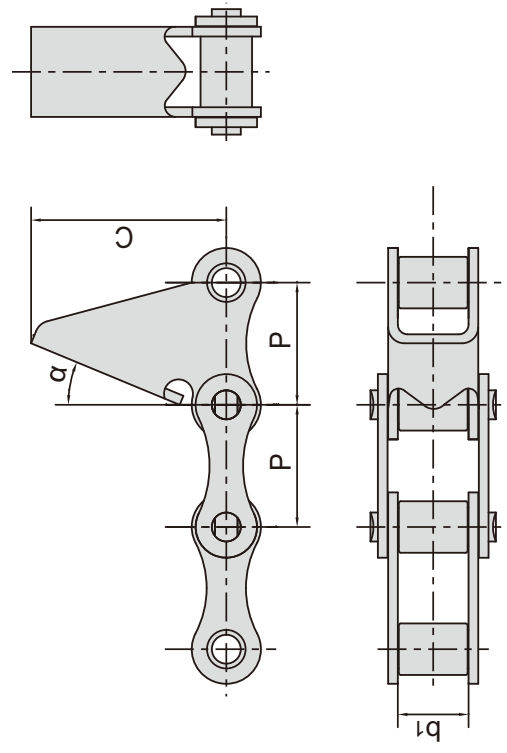
| 东华链号 Donghua Chain No. | P mm | b1 mm | h2 mm | T mm | C mm | α |
|------------------------------|---------|----------|----------|---------|---------|----------|
| ZGS38-C6E | 38.0 | 22.0 | 21.5 | 3.0 | 62.0 | 15° |
| ZGS38-C6EF1 | 38.0 | 22.0 | 21.5 | 3.0 | 72.0 | 10° |
| ZGS38-C6EF2 | 38.0 | 22.0 | 21.5 | 3.0 | 84.0 | 15° |
| ZGS38-C6EF3 | 38.0 | 22.0 | 21.5 | 3.0 | 53.0 | 13° |
| ZGS38-C6EF4 | 38.0 | 22.0 | 21.5 | 3.0 | 55.0 | 13° |
| ZGS38-CPEF6 | 38.0 | 22.0 | 21.5 | 3.0 | 75.0 | 15° |



| 东华链号 Donghua Chain No. | P mm | b1 mm | h2 mm | d4 mm | C mm | B mm | α |
|------------------------------|---------|----------|----------|----------|---------|---------|----------|
| ZGS38-CPEF3 | 38.0 | 22.0 | 65.4 | 7.3 | 65.4 | 19.5 | 15° |

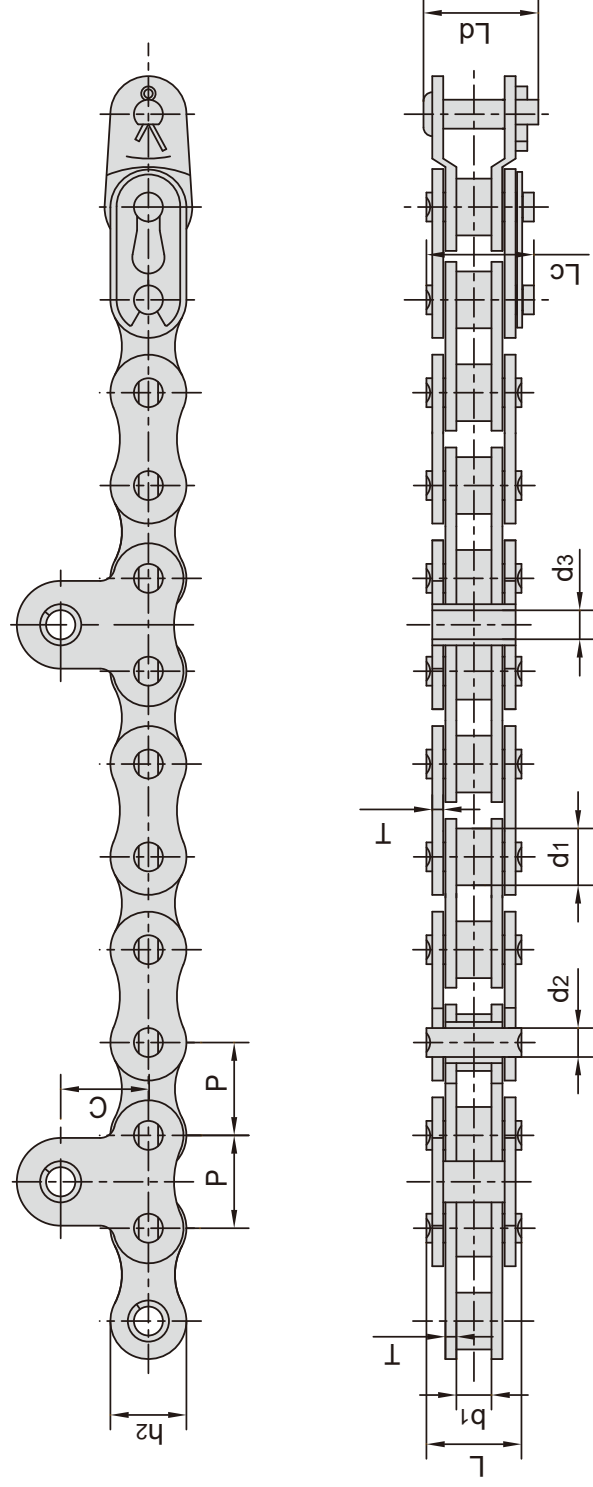


| 东华链号 Donghua Chain No. | P mm | b1 mm | C mm | α |
|------------------------------|---------|----------|---------|----------|
| ZGS38-CPEF1 | 38.0 | 22.0 | 60.0 | 22.5° |



水稻收割机链 Rice harvester chains

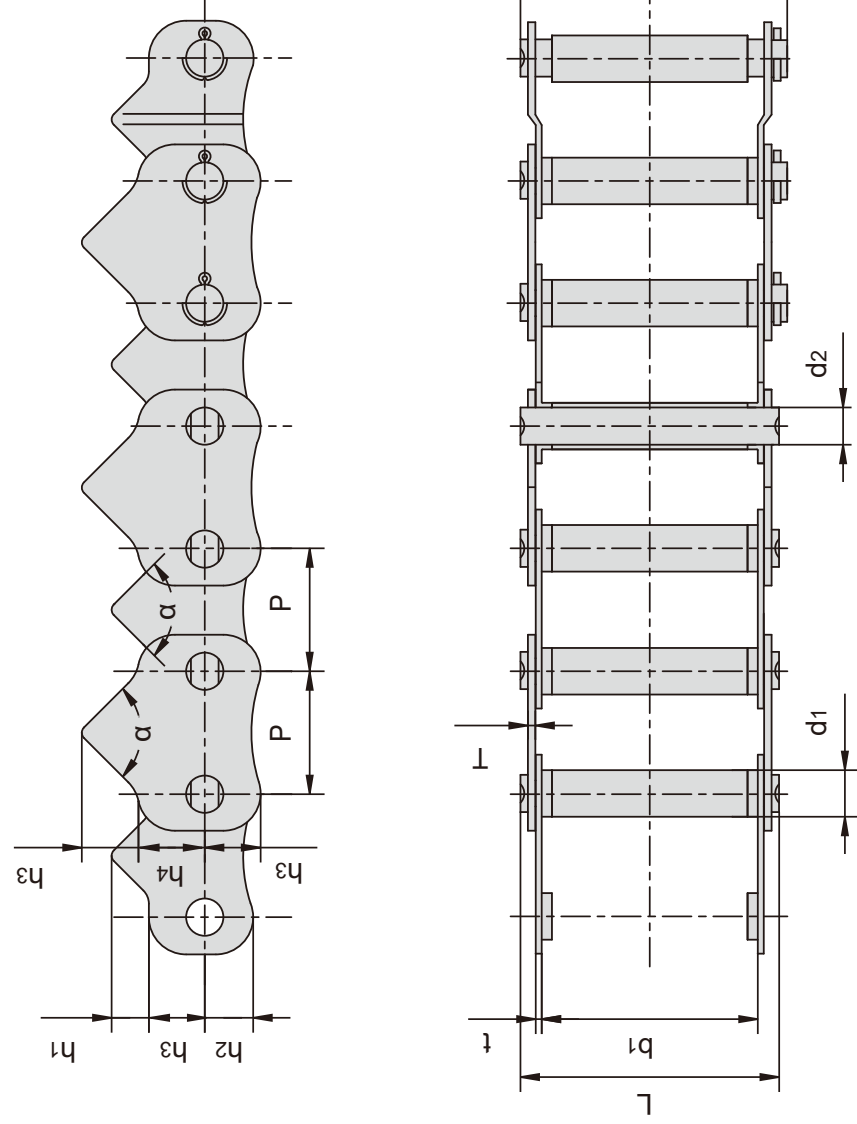
提升链 Hoisting chains



| 东华链号 Donghua Chain No. | 节距 Pitch P mm | 滚子直径 Roller diameter d1 max mm | 内节内宽 Width between inner plates b1 min mm | 销轴直径 Pin diameter d2 max mm | 销轴长度 Pin length | | | 内链板高度 Inner plate depth h2 max mm | 链板厚度 Plate thickness T max mm | 附板尺寸 Attachment dimension | | 抗拉强度 Tensile strength Q min kN/lbf | 平均抗拉强度 Average tensile strength Q0 kN |
|------------------------------|------------------------|---|---|--|-----------------------|-----------------|-----------------|---|--|---------------------------------|---------|---|--|
| | | | | | L max mm | Lc max mm | Ld max mm | | | d3 nom mm | C mm | | |
| 415F1 | 12.7 | 7.77 | 4.90 | 3.64 | 11.0 | 12.1 | 12.95 | 9.5 | 1.1 | 4.02 | 12.0 | 6.86/1559 | 8.1 |
| 415F2 | 12.7 | 7.77 | 4.90 | 3.64 | 11.0 | 12.1 | 12.95 | 9.5 | 1.1 | 4.02 | 12.0 | 6.86/1559 | 8.1 |
| 415F3 | 12.7 | 7.77 | 4.90 | 3.64 | 11.0 | 12.1 | 12.95 | 9.5 | 1.1 | 4.02 | 12.0 | 6.86/1559 | 8.1 |
| 415F4 | 12.7 | 7.77 | 4.68 | 3.62 | 11.8 | - | - | 9.6 | 1.3 | 4.00 | 12.0 | 10.30/2341 | 12.1 |
| 415F5 | 12.7 | 7.77 | 4.68 | 3.63 | 11.8 | 13.0 | 14.00 | 9.6 | 1.3 | 4.00 | 12.0 | 10.30/2341 | 12.1 |
| 415S | 12.7 | 7.77 | 4.80 | 3.96 | 12.8 | 14.3 | 15.70 | 12.0 | 1.5 | 4.02 | 12.0 | 15.69/3566 | 16.3 |
| 415S-A | 12.7 | 7.77 | 4.90 | 3.96 | 12.8 | 14.3 | 15.70 | 12.0 | 1.5 | 4.02 | 12.0 | 13.80/3136 | 16.3 |
| 415SF1 | 12.7 | 7.77 | 4.80 | 3.96 | 13.0 | 14.5 | - | 10.4 | 1.5 | 4.50 | 12.0 | 13.93/3166 | 16.3 |
| 415SF4 | 12.7 | 7.77 | 4.80 | 3.96 | 13.0 | 14.5 | 15.70 | 12.0 | 1.5 | 4.00 | 12.0 | 13.80/3136 | 16.3 |
| 415SF6 | 12.7 | 7.77 | 4.80 | 3.96 | 13.0 | 14.5 | 15.70 | 10.4 | 1.5 | 4.00 | 12.0 | 13.93/3166 | 16.3 |
| 415SF7 | 12.7 | 7.77 | 4.80 | 4.00 | 13.0 | 14.5 | 15.70 | 12.0 | 1.5 | 4.50 | 12.0 | 15.69/3566 | 16.3 |
| 415SF10 | 12.7 | 7.77 | 4.80 | 4.00 | 13.0 | 14.5 | - | 12.0 | 1.5 | 4.50 | 12.0 | 13.93/3166 | 16.3 |
| 415SF16 | 12.7 | 7.77 | 4.80 | 3.60 | 11.0 | 12.1 | 13.00 | 12.0 | 1.1 | 4.00 | 12.0 | 6.86/1559 | 8.1 |
| 420JF1 | 12.7 | 7.77 | 6.25 | 3.96 | 14.7 | 16.1 | 18.50 | 12.0 | 1.5 | 4.00 | 12.0 | 16.00/3636 | 18.8 |

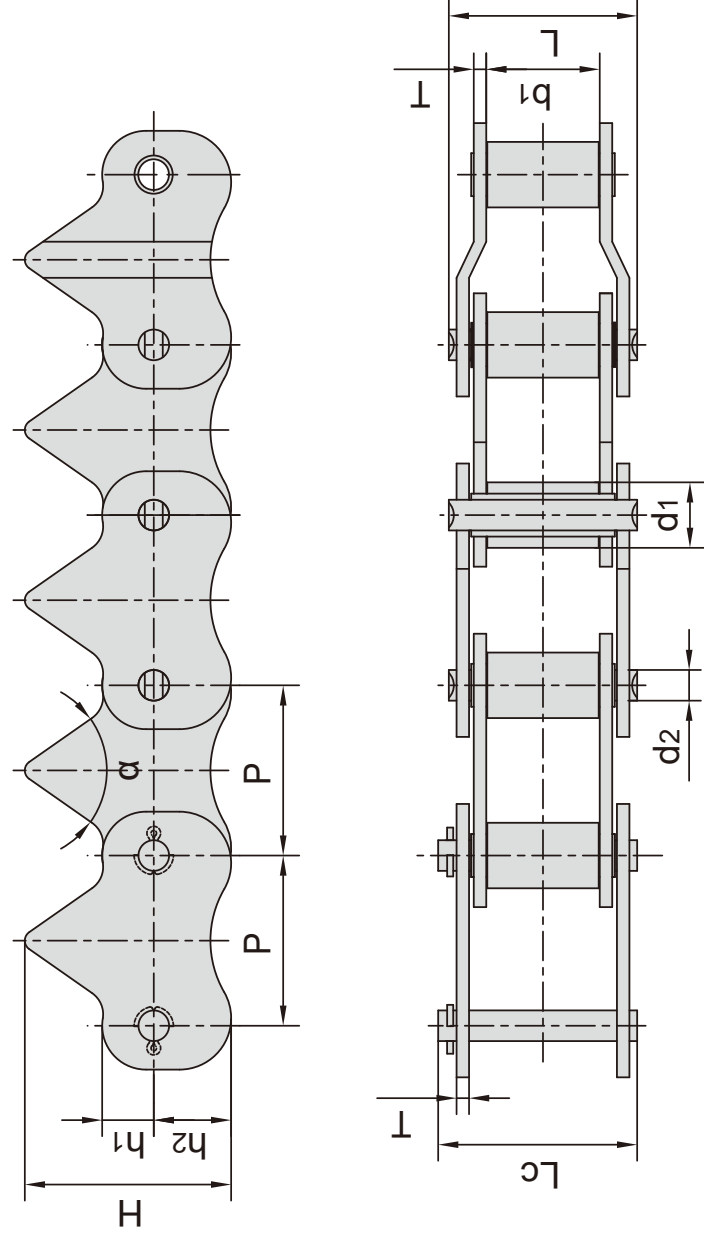
水稻收割机链 Rice harvester chains

拔禾输送链3558T
Plucking conveyor chain 3558T



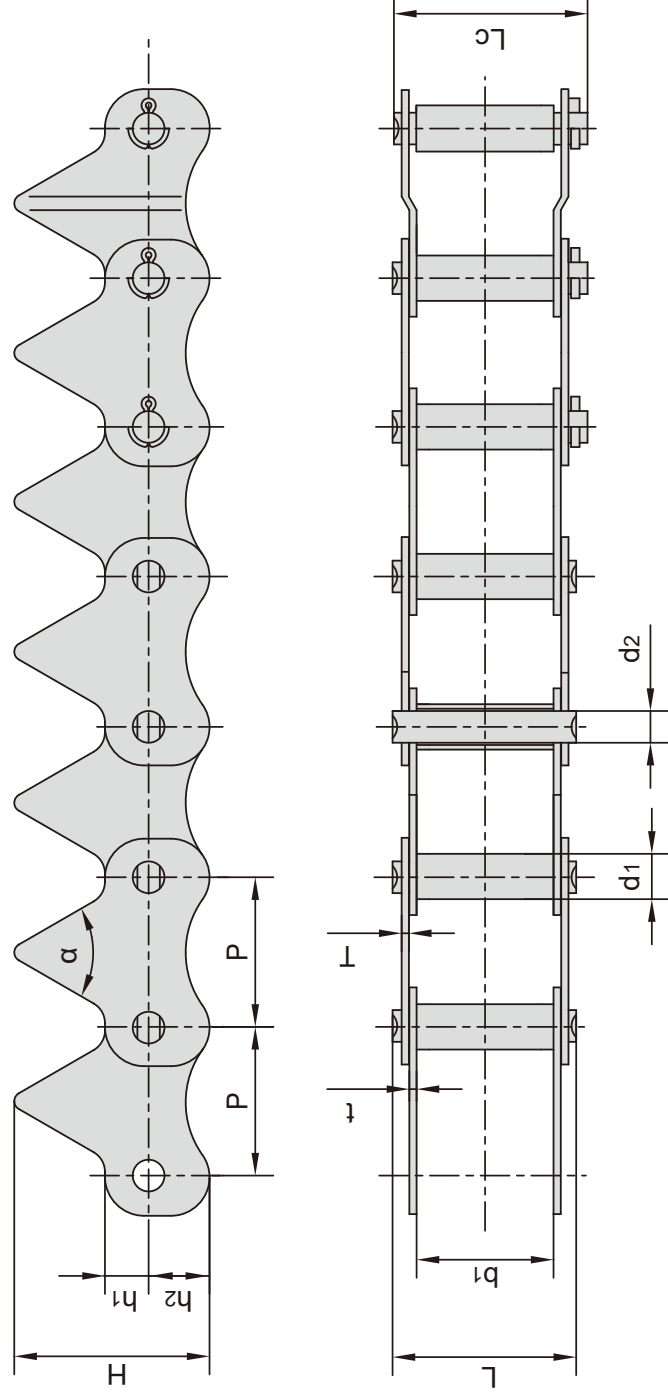
| 节距 Pitch | 滚子直径 Roller diameter | 内节内宽 Width between inner plates | 销轴直径 Pin diameter | 销轴长度 Pin length | | 齿形角 Tooth angle | 链板尺寸 Plate dimension | | | | 链板厚度 Plate thickness | 抗拉强度 Tensile strength | 平均抗拉强度 Average tensile strength |
|-------------|-------------------------|------------------------------------|----------------------|--------------------|-----------------|--------------------|-------------------------|----------|----------|----------|-------------------------|--------------------------|------------------------------------|
| | | | | L max mm | Lc max mm | | h1 mm | h2 mm | h3 mm | h4 mm | | | |
| P | d1 max mm | b1 min mm | d2 max mm | L max mm | Lc max mm | α | h1 mm | h2 mm | h3 mm | h4 mm | t/T max mm | Q min kN/lbf | Q ₀ kN |
| 35 | 10.1 | 58 | 7.0 | 69.4 | 72.0 | 90° | 10 | 13 | 15 | 18 | 1.6/2.03 | 19.6/4457 | 23.0 |
| 35 | 12.6 | 58 | 10.0 | 69.4 | 71.2 | 90° | 10 | 13 | 15 | 18 | 1.6/2.03 | 19.6/4457 | 23.0 |
| 35 | 10.5 | 58 | 7.0 | 69.4 | 72.0 | 90° | 10 | 13 | 15 | 18 | 1.6 | 19.6/4457 | 22.5 |
| 35 | 12.8 | 58 | 7.0 | 69.4 | 72.0 | 90° | 10 | 13 | 15 | 18 | 1.6/2.03 | 19.6/4457 | 23.0 |

水稻收割机链 Rice harvester chains



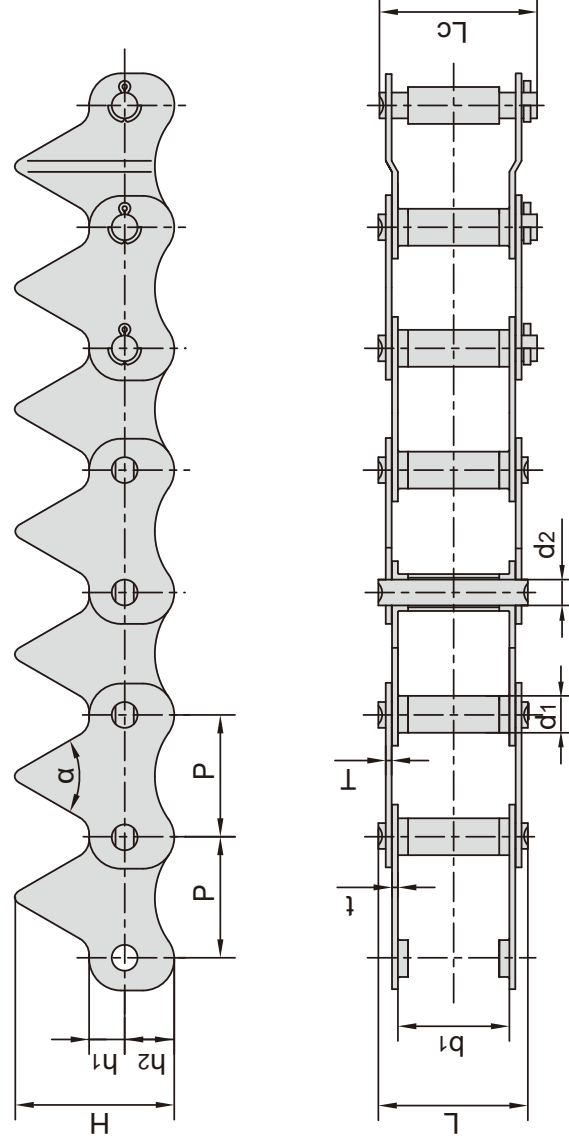
| 东华链号 Donghua Chain No. | 节距 Pitch | 滚子直径 Roller diameter | 内节内宽 Width between inner plates | 销轴直径 Pin diameter | 销轴长度 Pin length | | 齿形角 Tooth angle | 链板尺寸 Plate dimension | | | 链板厚度 Plate thickness | 抗拉强度 Tensile strength | 平均抗拉强度 Average tensile strength |
|------------------------------|-------------|----------------------------|--|-------------------------|-----------------------|-----------|-----------------------|----------------------------|----|----|----------------------------|-----------------------------|--|
| | P | d1 max | b1 min | d2 max | L max | Lc max | α | h1 | h2 | H | T | Q min | Q0 |
| | mm | mm | mm | mm | mm | mm | | mm | mm | mm | mm | kN/lf | kN |
| 3322-63201 | 33 | 12.7 | 22.0 | 5.94 | 36.4 | 38.4 | 70° | 10 | 15 | 40 | 2.42 | 19.60/4455 | 22.5 |
| 3325-23160 | 33 | 12.8 | 25.0 | 7.00 | 35.9 | 38.7 | 60° | 10 | 13 | 43 | 1.60 | 21.60/4909 | 24.5 |
| 3325-23550 | 33 | 12.8 | 25.0 | 7.00 | 35.9 | 38.7 | 90° | 10 | 13 | 38 | 1.60 | 21.60/4909 | 24.5 |
| 3325-49200 | 33 | 12.8 | 25.0 | 7.00 | 35.9 | 38.7 | 70° | 10 | 13 | 38 | 1.60 | 21.60/4909 | 24.5 |
| 3325-9059 | 33 | 12.7 | 25.0 | 5.94 | 39.4 | 42.6 | 90° | 10 | 13 | 38 | 2.42 | 19.61/4457 | 22.5 |
| 3325-9059F1 | 33 | 10.5 | 25.0 | 5.94 | 39.4 | 42.6 | 90° | 10 | 13 | 38 | 2.42 | 19.61/4457 | 22.5 |
| 3330-27150 | 33 | 12.8 | 30.0 | 7.00 | 40.9 | 43.7 | 70° | 10 | 13 | 38 | 1.60 | 21.60/4909 | 24.5 |
| 3330-28361 | 33 | 12.8 | 30.0 | 7.00 | 40.9 | 43.7 | 60° | 10 | 13 | 43 | 1.60 | 21.60/4909 | 24.5 |
| 3330-3852 | 33 | 12.7 | 30.0 | 5.94 | 44.4 | 47.6 | 90° | 10 | 13 | 38 | 2.42 | 19.61/4457 | 22.5 |
| 3330-66402F1 | 33 | 12.7 | 30.0 | 5.94 | 44.4 | 47.6 | 60° | 10 | 13 | 43 | 2.42 | 19.61/4457 | 22.5 |
| 3330-66402F2 | 33 | 10.5 | 30.0 | 5.94 | 44.4 | 47.6 | 60° | 10 | 13 | 43 | 2.42 | 19.61/4457 | 22.5 |
| 3330-74311 | 33 | 12.7 | 30.0 | 5.94 | 44.4 | 47.6 | 70° | 10 | 13 | 38 | 2.42 | 19.61/4457 | 22.5 |
| 3330-74311F1 | 33 | 10.5 | 30.0 | 5.94 | 44.4 | 47.6 | 70° | 10 | 13 | 38 | 2.42 | 19.61/4457 | 22.5 |

水稻收割机链 Rice harvester chains



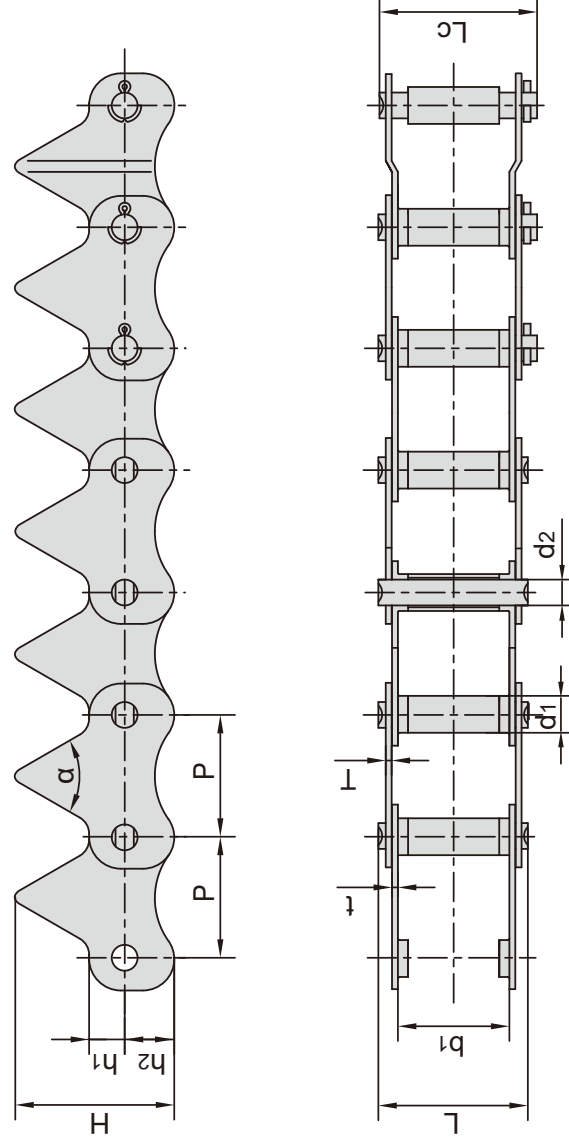
| 节距 Pitch | 滚子直径 Roller diameter | 内节内宽 Width between inner plates | 销轴直径 Pin diameter | 销轴长度 Pin length | | 齿形角 Tooth angle | 链板尺寸 Plate dimension | | | 链板厚度 Plate thickness | 抗拉强度 Tensile strength | 平均抗拉强度 Average tensile strength |
|-----------------|-------------------------|------------------------------------|----------------------|--------------------|--------|--------------------|-------------------------|----|----|-------------------------|--------------------------|------------------------------------|
| | | | | L max | Lc max | | h1 | h2 | H | | | |
| P | d1 max | b1 min | d2 max | L max | Lc max | α | h1 | h2 | H | t/T max | Q min | Q0 |
| mm | mm | mm | mm | mm | mm | ° | mm | mm | mm | mm | kN/lbf | kN |
| 3322-821 | 10.1 | 22.0 | 7.0 | 31.50 | 34.80 | 70° | 10 | 10 | 35 | 1.60 | 19.60/4455 | 22.5 |
| 3322-1501 | 10.1 | 22.0 | 7.0 | 31.50 | 34.80 | 70° | 10 | 10 | 30 | 1.60 | 19.60/4455 | 22.5 |
| 3325-763 | 10.1 | 25.0 | 7.0 | 34.20 | 37.20 | 70° | 10 | 10 | 30 | 1.60 | 19.60/4455 | 22.5 |
| 3325-1012 | 10.1 | 25.0 | 7.0 | 34.20 | 37.20 | 70° | 10 | 10 | 35 | 1.60 | 19.60/4455 | 22.5 |
| 3325-1E6410 | 10.1 | 25.0 | 7.0 | 36.80 | 39.00 | 90° | 10 | 13 | 38 | 2.00/1.60 | 19.60/4455 | 23.0 |
| 3325-3555 | 10.1 | 25.0 | 7.0 | 36.80 | 39.00 | 70° | 10 | 13 | 38 | 2.00/1.60 | 19.60/4455 | 22.5 |
| 3325-3572 | 10.1 | 25.0 | 7.0 | 36.80 | 39.00 | 70° | 10 | 13 | 38 | 2.00/1.60 | 19.60/4455 | 23.0 |
| 3325-4LB1.35 | 10.1 | 25.0 | 7.0 | 37.00 | 39.50 | 90° | 10 | 13 | 38 | 2.03 | 19.60/4455 | 24.0 |
| 3325-4LB1.45 | 10.1 | 25.0 | 7.0 | 35.60 | 37.60 | 70° | 10 | 13 | 38 | 1.70 | 19.60/4455 | 22.5 |
| 3325-66202 | 10.1 | 25.0 | 7.0 | 35.20 | 38.00 | 70° | 10 | 13 | 38 | 1.60 | 19.60/4455 | 22.5 |
| 3330-4LB1.45 | 10.1 | 30.0 | 7.0 | 40.30 | 42.70 | 60° | 10 | 13 | 43 | 1.70 | 19.60/4455 | 22.5 |
| 3330-4LB1.45-01 | 10.1 | 30.0 | 7.0 | 40.30 | 42.70 | 70° | 10 | 13 | 38 | 1.70 | 19.60/4455 | 22.5 |
| 3340-1067 | 10.1 | 40.0 | 7.0 | 50.00 | - | 90° | 18 | 10 | 38 | 1.60 | 19.60/4455 | 22.5 |
| 3340-1E8570 | 10.1 | 40.0 | 7.0 | 49.20 | 52.50 | 90° | 18 | 10 | 38 | 1.60/1.20 | 19.60/4455 | 22.0 |
| 3340-3555 | 10.1 | 40.0 | 7.0 | 50.35 | 52.65 | 70° | 18 | 10 | 43 | 1.60 | 19.60/4455 | 22.5 |
| 3340-3572 | 10.1 | 40.0 | 7.0 | 51.80 | 54.00 | 70° | 10 | 13 | 38 | 2.00/1.60 | 19.60/4455 | 23.0 |
| 3350-3555 | 10.1 | 50.0 | 7.0 | 60.20 | 62.50 | 70° | 18 | 10 | 43 | 1.60 | 19.60/4455 | 22.5 |
| 3358-1E7070 | 10.1 | 58.0 | 7.0 | 68.00 | - | 90° | 18 | 10 | 38 | 1.60 | 19.60/4455 | 22.5 |
| 3358-1E8350 | 10.1 | 58.0 | 7.0 | 68.00 | 72.00 | 90° | 18 | 10 | 38 | 1.60 | 19.60/4455 | 22.5 |
| 3358-6365 | 10.1 | 58.0 | 7.0 | 68.20 | 70.50 | 70° | 18 | 10 | 43 | 1.60 | 19.60/4455 | 22.5 |
| 3540-0875 | 10.1 | 40.0 | 7.0 | 50.20 | 52.50 | 70° | 18 | 10 | 43 | 1.60 | 19.60/4455 | 22.5 |
| 3540-3572 | 10.1 | 40.0 | 7.0 | 50.20 | 52.50 | 70° | 10 | 10 | 35 | 1.60 | 19.60/4455 | 22.5 |
| 3550-5080 | 10.1 | 50.0 | 7.0 | 60.20 | 62.50 | 70° | 18 | 10 | 38 | 1.60 | 19.60/4455 | 22.5 |
| 3558-4LB1.35 | 13.2 | 58.0 | 9.4 | 70.00 | 73.20 | 90° | 15 | 18 | 47 | 2.03 | 22.54/5123 | 27.1 |

水稻收割机链 Rice harvester chains



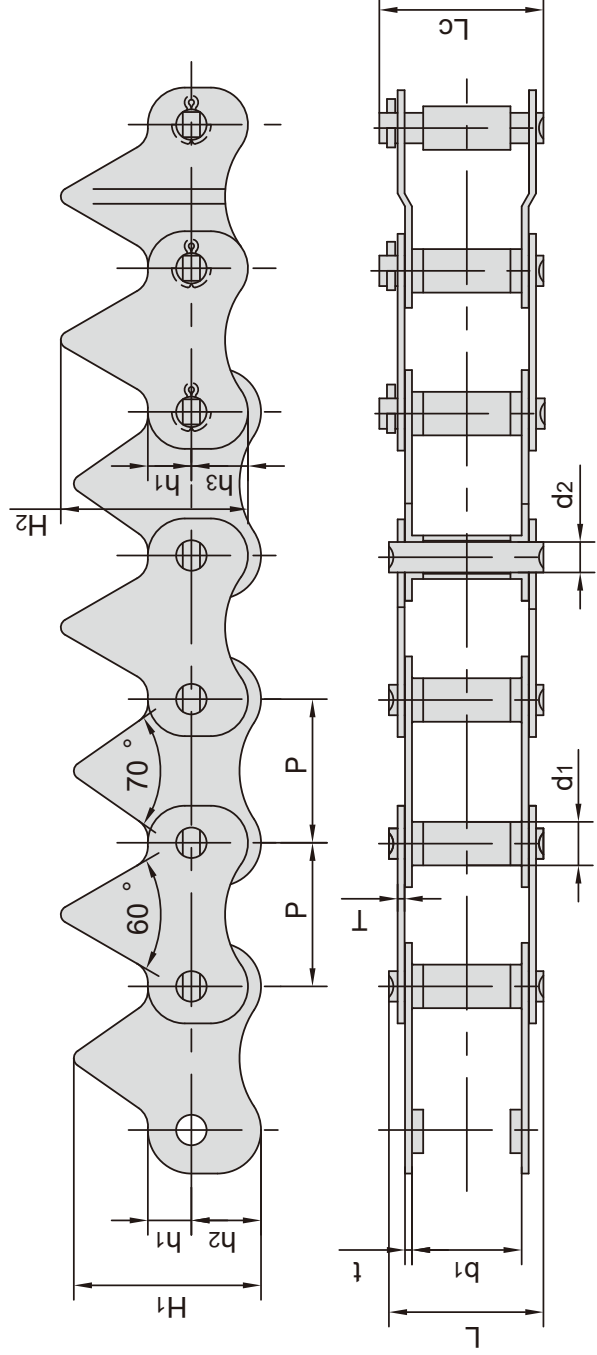
| 东华链号 Donghua Chain No. | 节距 Pitch P mm | 滚子直径 Roller diameter d1 max mm | 内节内宽 Width between inner plates b1 min mm | 销轴直径 Pin diameter d2 max mm | 销轴长度 Pin length | | 齿形角 Tooth angle α | 链板尺寸 Plate dimension | | | 链板厚度 Plate thickness t/T max mm | 抗拉强度 Tensile strength Q min kN/lbf | 平均抗拉强度 Average tensile strength Q0 kN |
|------------------------------|------------------------|---|---|--|-----------------------|-----------------|----------------------------|----------------------------|----------|---------|--|---|--|
| | | | | | L max mm | Lc max mm | | h1 mm | h2 mm | H mm | | | |
| 3318.5-A0680106 | 33 | 10.1 | 18.5 | 7.0 | 29.0 | 31.0 | 70° | 10 | 13 | 38 | 1.6 | 19.60/4455 | 22.5 |
| 3318T-5010 | 33 | 10.1 | 18.0 | 7.0 | 28.5 | 31.4 | 70° | 10 | 13 | 38 | 1.6 | 19.60/4455 | 22.5 |
| 3322T-27151 | 33 | 10.1 | 22.0 | 7.0 | 31.5 | 34.5 | 70° | 10 | 13 | 38 | 1.6 | 19.60/4455 | 22.5 |
| 3322T-28241 | 33 | 12.1 | 21.3 | 7.0 | 31.8 | 34.1 | 60° | 10 | 13 | 43 | 1.6 | 19.60/4455 | 22.5 |
| 3322T-52800 | 33 | 10.1 | 22.0 | 7.0 | 31.5 | 34.5 | 70° | 10 | 13 | 38 | 1.6 | 17.64/4010 | 20.2 |
| 3322T-52800F1 | 33 | 10.1 | 22.0 | 7.0 | 33.0 | 35.7 | 70° | 10 | 13 | 38 | 1.6/2.03 | 19.60/4455 | 22.5 |
| 3322T-52800F2 | 33 | 10.1 | 22.0 | 7.0 | 33.6 | 36.5 | 70° | 10 | 13 | 38 | 2.03 | 19.60/4455 | 22.5 |
| 3325T-23151 | 33 | 10.1 | 25.0 | 7.0 | 35.5 | 37.7 | 60° | 10 | 13 | 43 | 1.6 | 19.60/4455 | 22.5 |
| 3325T-27151 | 33 | 10.1 | 25.0 | 7.0 | 35.5 | 37.7 | 70° | 10 | 13 | 38 | 1.6 | 19.60/4455 | 22.5 |
| 3325T-3650 | 33 | 10.1 | 25.0 | 7.0 | 35.5 | 37.7 | 70° | 10 | 13 | 38 | 1.6 | 19.60/4455 | 22.5 |
| 3325T-3817 | 33 | 10.1 | 25.0 | 7.0 | 36.2 | 39.0 | 90° | 10 | 13 | 38 | 2.0/1.6 | 19.61/4455 | 22.5 |
| 3325T-49201 | 33 | 10.1 | 25.0 | 7.0 | 35.5 | 37.7 | 90° | 10 | 13 | 38 | 1.6 | 19.60/4455 | 22.5 |
| 3325T-49201F1 | 33 | 10.5 | 25.0 | 7.0 | 35.5 | 37.7 | 90° | 10 | 13 | 38 | 1.6 | 19.60/4455 | 22.5 |
| 3325T-5060 | 33 | 10.1 | 25.0 | 7.0 | 36.8 | 39.0 | 70° | 10 | 13 | 38 | 1.6/2.0 | 19.61/4455 | 22.5 |
| 3325T-699 | 33 | 10.1 | 25.0 | 7.0 | 36.2 | 39.3 | 90° | 10 | 13 | 38 | 2.0/1.6 | 19.60/4455 | 22.5 |
| 3325T-A0680110 | 33 | 10.1 | 25.0 | 7.0 | 35.5 | 37.7 | 70° | 10 | 13 | 38 | 1.6 | 19.60/4455 | 22.5 |
| 3325T-A0680110F1 | 33 | 12.6 | 25.0 | 7.0 | 35.5 | 37.7 | 70° | 10 | 13 | 38 | 1.6 | 19.60/4455 | 22.5 |
| 3330T-27151 | 33 | 10.1 | 30.0 | 7.0 | 40.5 | 42.8 | 70° | 10 | 13 | 38 | 1.6 | 19.60/4455 | 22.5 |
| 3330T-27151F1 | 33 | 10.1 | 33.0 | 7.0 | 40.9 | 43.7 | 70° | 10 | 13 | 38 | 1.6/2.03 | 19.60/4455 | 22.5 |

水稻收割机链 Rice harvester chains

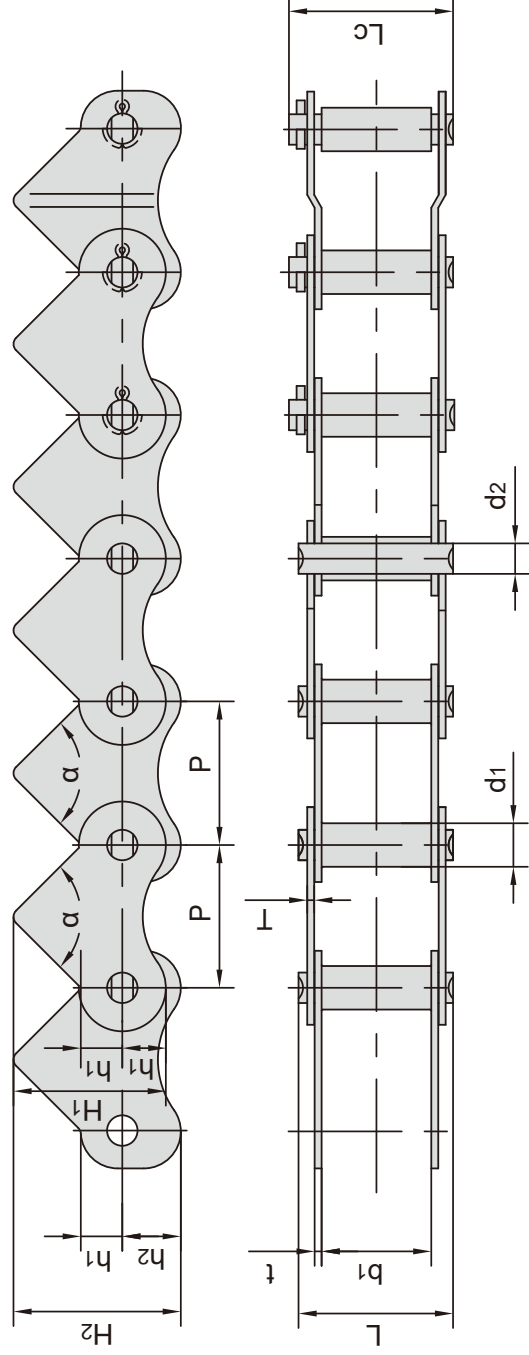


| 东华链号 Donghua Chain No. | 节距 Pitch P mm | 滚子直径 Roller diameter d1 max mm | 内节内宽 Width between inner plates b1 min mm | 销轴直径 Pin diameter d2 max mm | 销轴长度 Pin length | | 齿形角 Tooth angle α | 链板尺寸 Plate dimension | | | 链板厚度 Plate thickness t/T max mm | 抗拉强度 Tensile strength Q min kN/lbf | 平均抗拉强度 Average tensile strength Q0 kN |
|------------------------------|------------------------|---|---|--|-----------------------|-----------------|-----------------------------------|----------------------------|----------|---------|--|---|--|
| | | | | | L max mm | Lc max mm | | h1 mm | h2 mm | H mm | | | |
| 3330T-27152 | 33 | 12.8 | 30.0 | 7.0 | 40.5 | 42.8 | 70° | 10 | 13 | 38 | 1.6 | 19.60/4455 | 22.5 |
| 3330T-28241 | 33 | 10.1 | 30.0 | 7.0 | 40.5 | 42.8 | 60° | 10 | 13 | 43 | 1.6 | 19.60/4455 | 22.5 |
| 3330T-28241F1 | 33 | 12.6 | 30.0 | 7.0 | 40.5 | 42.8 | 60° | 10 | 13 | 43 | 1.6 | 19.60/4455 | 22.5 |
| 3330T-28241F2 | 33 | 12.1 | 29.3 | 7.0 | 39.8 | 42.1 | 60° | 10 | 13 | 43 | 1.6 | 19.60/4455 | 22.5 |
| 3330T-28242 | 33 | 12.8 | 30.0 | 7.0 | 40.5 | 42.8 | 60° | 10 | 13 | 43 | 1.6 | 19.60/4455 | 22.5 |
| 3330T-3501 | 33 | 10.1 | 30.0 | 7.0 | 40.5 | 42.8 | 70° | 10 | 13 | 38 | 1.6 | 19.60/4455 | 22.5 |
| 3330T-3817 | 33 | 12.1 | 30.0 | 7.0 | 40.5 | 42.8 | 60° | 10 | 13 | 43 | 1.6 | 19.61/4455 | 22.5 |
| 3330T-5028 | 33 | 10.1 | 30.0 | 7.0 | 40.9 | 43.7 | 60° | 10 | 13 | 43 | 1.6/2.0 | 19.60/4455 | 22.5 |
| 3330T-52200 | 33 | 10.1 | 30.0 | 7.0 | 40.9 | 43.7 | 60° | 10 | 13 | 43 | 1.6/2.0 | 19.60/4455 | 22.5 |
| 3330T-53350 | 33 | 10.1 | 30.0 | 7.0 | 40.5 | 42.8 | 75° | 10 | 10 | 30 | 1.6 | 19.60/4455 | 22.5 |
| 3330T-53981 | 33 | 12.8 | 30.0 | 7.0 | 40.5 | 42.8 | 70° | 10 | 13 | 38 | 1.6 | 19.60/4455 | 22.5 |
| 3330T-5441 | 33 | 10.1 | 30.0 | 7.0 | 40.9 | 43.7 | 60° | 10 | 13 | 43 | 1.6/2.0 | 19.61/4455 | 22.5 |
| 3330T-59750 | 33 | 10.1 | 30.0 | 7.0 | 39.5 | 42.5 | 60° | 10 | 13 | 43 | 1.6 | 19.60/4455 | 22.5 |
| 3330T-711 | 33 | 10.1 | 33.0 | 7.0 | 40.7 | 43.5 | 90° | 10 | 13 | 38 | 1.6 | 19.60/4455 | 22.5 |
| 3335T-27151 | 33 | 10.1 | 35.0 | 7.0 | 45.5 | 47.8 | 70° | 10 | 13 | 38 | 1.6 | 19.60/4455 | 22.5 |
| 3350T-6379 | 33 | 10.1 | 50.0 | 7.0 | 60.2 | 62.5 | 75° | 18 | 10 | 43 | 1.6 | 19.60/4455 | 22.5 |
| 3350T-744 | 33 | 10.1 | 50.0 | 7.0 | 60.2 | 63.0 | 90° | 18 | 10 | 38 | 1.6 | 19.60/4455 | 22.5 |
| 3358T-3330 | 33 | 10.1 | 58.0 | 7.0 | 68.0 | 72.0 | 90° | 18 | 10 | 38 | 1.6 | 19.60/4455 | 22.5 |
| 3358T-53871 | 33 | 10.1 | 58.0 | 7.0 | 68.0 | 70.8 | 75° | 18 | 10 | 43 | 1.6 | 19.60/4455 | 22.5 |
| 3358T-6365 | 33 | 10.1 | 58.0 | 7.0 | 68.2 | 72.0 | 75° | 18 | 10 | 43 | 1.6 | 19.60/4455 | 22.5 |
| 3358T-6365F1 | 33 | 12.8 | 58.0 | 7.0 | 68.2 | 72.0 | 75° | 18 | 10 | 43 | 1.6 | 19.60/4455 | 22.5 |
| 3358T-6365F2 | 33 | 10.1 | 58.0 | 7.0 | 69.4 | 72.0 | 70° | 18 | 10 | 43 | 1.6/2.03 | 19.60/4455 | 22.5 |

水稻收割机链 Rice harvester chains

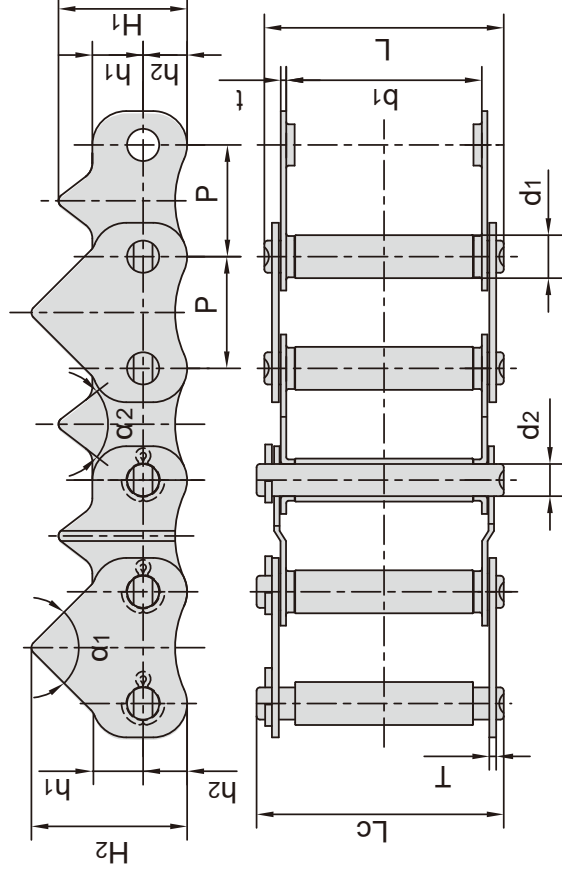


| 节距 Pitch | 滚子直径 Roller diameter | 内节内宽 Width between inner plates | 销轴直径 Pin diameter | 销轴长度 Pin length | | 链板尺寸 Plate dimension | | | | | 链板厚度 Plate thickness | 抗拉强度 Tensile strength | 平均抗拉强度 Average tensile strength |
|-------------|-------------------------|------------------------------------|----------------------|--------------------|--------|-------------------------|----|----|----|----|-------------------------|--------------------------|------------------------------------|
| | | | | L max | Lc max | h1 | h2 | H1 | h3 | H2 | | | |
| P | d1 max | b1 min | d2 max | L max | Lc max | h1 | h2 | H1 | h3 | H2 | t/T max | Q min | Q ₀ |
| 33 | 10.1 | 22 | 7.0 | 33.0 | 35.7 | 10 | 16 | 36 | 13 | 43 | 1.6/2.0 | 19.6/4455 | 23.0 |
| 33 | 10.1 | 30 | 7.0 | 40.9 | 43.7 | 10 | 16 | 36 | 13 | 43 | 1.6/2.0 | 19.6/4455 | 23.0 |

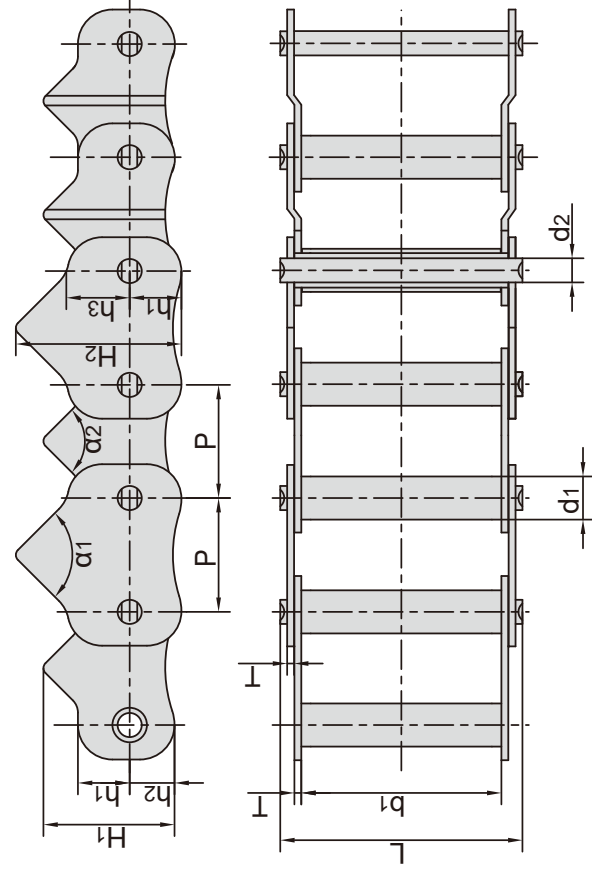


| 节距 Pitch | 滚子直径 Roller diameter | 内节内宽 Width between inner plates | 销轴直径 Pin diameter | 销轴长度 Pin length | | 链板尺寸 Plate dimension | | | | | 链板厚度 Plate thickness | 抗拉强度 Tensile strength | 平均抗拉强度 Average tensile strength |
|-------------|-------------------------|------------------------------------|----------------------|--------------------|--------|-------------------------|----|----|----|----|-------------------------|--------------------------|------------------------------------|
| | | | | L max | Lc max | h1 | h2 | H1 | h2 | H2 | | | |
| P | d1 max | b1 min | d2 max | L max | Lc max | h1 | h2 | H1 | h2 | H2 | t/T max | Q min | Q ₀ |
| 33 | 10.1 | 25 | 7.0 | 34.2 | 37.8 | 10 | 10 | 35 | 13 | 38 | 1.6/1.2 | 19.6/4455 | 22.0 |
| 33 | 10.1 | 25 | 7.0 | 34.2 | 37.0 | 10 | 10 | 35 | 13 | 38 | 1.6/1.2 | 19.6/4455 | 22.0 |

水稻收割机链 Rice harvester chains

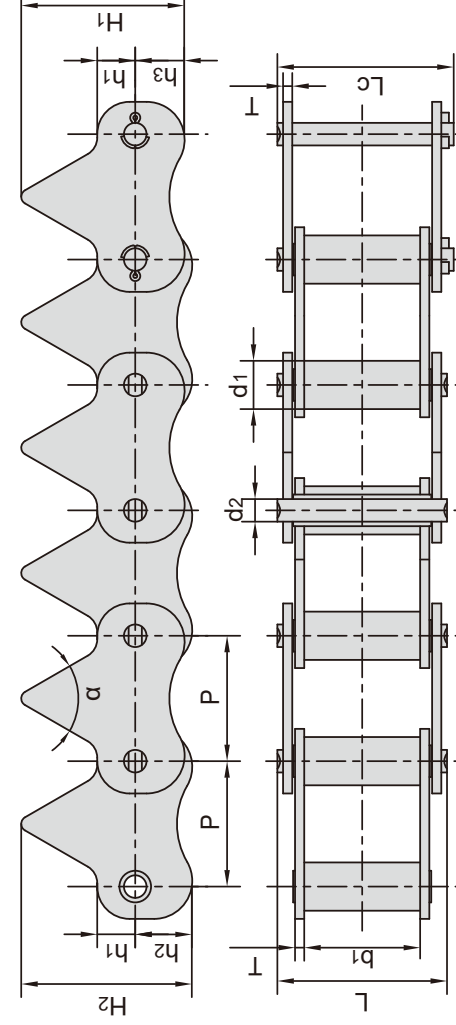


| 节距 Pitch | 滚子直径 Roller diameter | 内节内宽 Width between inner plates | 销轴直径 Pin diameter | 销轴长度 Pin length | | 齿形角 Tooth angle | 链板尺寸 Plate dimension | | | | 链板厚度 Plate thickness | 抗拉强度 Tensile strength | 平均抗拉强度 Average tensile strength |
|-------------|-------------------------|------------------------------------|------------------------|------------------------|-------------------------|--------------------------------|-------------------------|----------------|----------------|----------------|------------------------------|----------------------------------|------------------------------------|
| | | | | L max mm | Lc max mm | | h1 mm | h2 mm | H1 mm | H2 mm | | | |
| 33 | d1 max mm 12.8 | b1 min mm 58 | d2 max mm 9.5 | L max mm 69.7 | Lc max mm 72.7 | α_1/α_2 90°/75° | h1 mm 15 | h2 mm 13 | H1 mm 38 | H2 mm 46 | t/T max mm 1.6/2.03 | Q min kN/lbf 19.62/4460 | Q0 kN 22.5 |
| 33 | 12.8 | 58 | 9.5 | 69.7 | 72.7 | 90°/90° | 16 | 12 | 38 | 48 | 1.6/2.03 | 19.60/4455 | 22.5 |
| 33 | 12.8 | 58 | 9.5 | 69.7 | 72.9 | 90°/75° | 15 | 13 | 38 | 46 | 1.6/2.03 | 19.60/4455 | 22.5 |

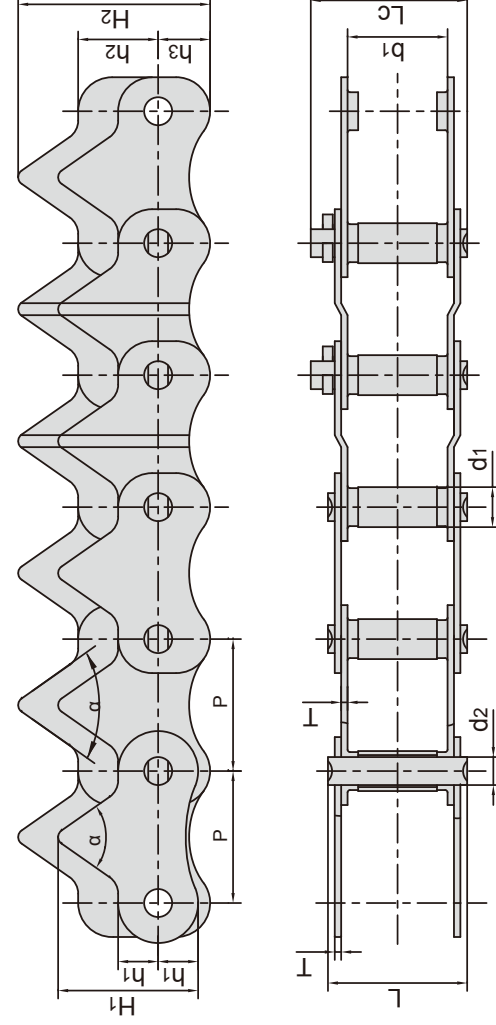


| 节距 Pitch | 滚子直径 Roller diameter | 内节内宽 Width between inner plates | 销轴直径 Pin diameter | 销轴长度 Pin length | 齿形角 Tooth angle | 链板尺寸 Plate dimension | | | | 链板厚度 Plate thickness | 抗拉强度 Tensile strength | 平均抗拉强度 Average tensile strength | |
|-------------|-------------------------|------------------------------------|----------------------|-------------------------|--------------------------------|-------------------------|----------------|----------------|----------------|-------------------------|--------------------------|------------------------------------|------------------|
| | | | | | | h1 mm | h2 mm | h3 mm | H1 mm | | | | H2 mm |
| 35 | d1 max mm 12.8 | b1 min mm 58 | d2 max mm 7 | L max mm 70.50 | α_1/α_2 90°/90° | h1 mm 15 | h2 mm 13 | h3 mm 18 | H1 mm 38 | H2 mm 48 | T mm 2.03 | Q min kN/lbf 27.44/6236 | Q0 kN 28.5 |
| 33 | 12.8 | 58 | 7 | 70.70 | 90°/75° | 15 | 13 | - | 38 | 46 | 2.03 | 19.62/4460 | 22.5 |
| 35 | 12.8 | 58 | 7 | 70.35 | 70°/90° | 15 | 13 | 15 | 38 | 50 | 2.03 | 27.44/6236 | 28.5 |
| 33 | 12.8 | 58 | 7 | 70.50 | 90°/90° | 15 | 13 | 18 | 38 | 48 | 2.03 | 27.44/6236 | 28.5 |
| 35 | 12.8 | 58 | 7 | 70.35 | 90°/90° | 15 | 13 | 18 | 38 | 48 | 2.03 | 27.44/6236 | 28.5 |

水稻收割机链 Rice harvester chains

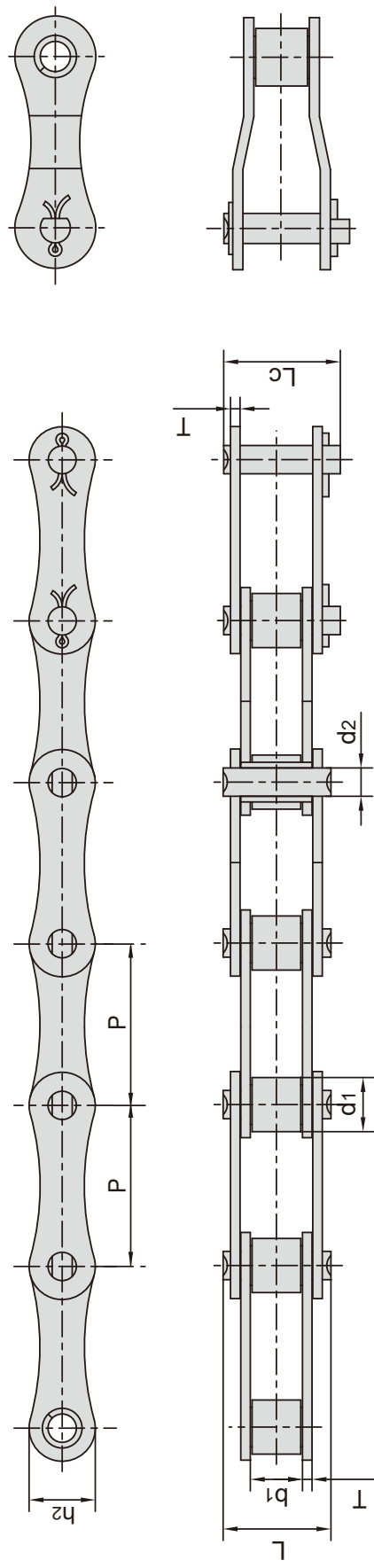


| 东华链号 Donghua Chain No. | 节距 Pitch | 滚子直径 Roller diameter d1 max | 内节内宽 Width between inner plates b1 min | 销轴直径 Pin diameter d2 max | 销轴长度 Pin length | | 齿形角 Tooth angle α | 链板尺寸 Plate dimension | | | | | 链板厚度 Plate thickness T | 抗拉强度 Tensile strength Q min | 平均抗拉强度 Average tensile strength Q0 |
|------------------------------|-------------|---|---|--------------------------------------|-----------------------|-----------|-----------------------------------|----------------------------|----|----|----|----|---------------------------------|---|--|
| | | | | | L max | Lc max | | h1 | h2 | h3 | H1 | H2 | | | |
| 3320-66401 | 33 | 12.7 | 20 | 5.94 | 34.4 | 37.6 | 60° | 10 | 15 | 13 | 43 | 45 | 2.42 | 19.60/4455 | 22.5 |
| 3322-1473 | 33 | 12.7 | 22 | 5.94 | 36.4 | 39.0 | 70° | 10 | 15 | 13 | 43 | 35 | 2.42 | 19.60/4455 | 22.5 |
| 3322-1507 | 33 | 12.7 | 22 | 5.96 | 36.4 | 39.0 | 70° | 10 | 15 | 13 | 43 | 35 | 2.42 | 19.60/4455 | 22.5 |
| 3322-66401 | 33 | 12.7 | 22 | 5.94 | 36.4 | 39.5 | 60° | 10 | 15 | 13 | 43 | 45 | 2.42 | 19.60/4455 | 22.5 |
| 3330-1507 | 33 | 12.7 | 30 | 5.96 | 44.4 | 47.0 | 70° | 10 | 15 | 13 | 43 | 35 | 2.42 | 19.60/4455 | 22.5 |
| 3330-1509 | 33 | 12.7 | 30 | 5.96 | 44.4 | 47.0 | 70° | 10 | 15 | 13 | 43 | 35 | 2.42 | 19.60/4455 | 22.5 |
| 3330-66401 | 33 | 12.7 | 30 | 5.94 | 44.4 | 47.6 | 60° | 10 | 15 | 13 | 43 | 45 | 2.42 | 19.61/4457 | 22.5 |
| 3330-66402 | 33 | 12.7 | 30 | 5.96 | 44.4 | 47.0 | 60° | 10 | 15 | 13 | 43 | 45 | 2.42 | 19.60/4455 | 22.5 |



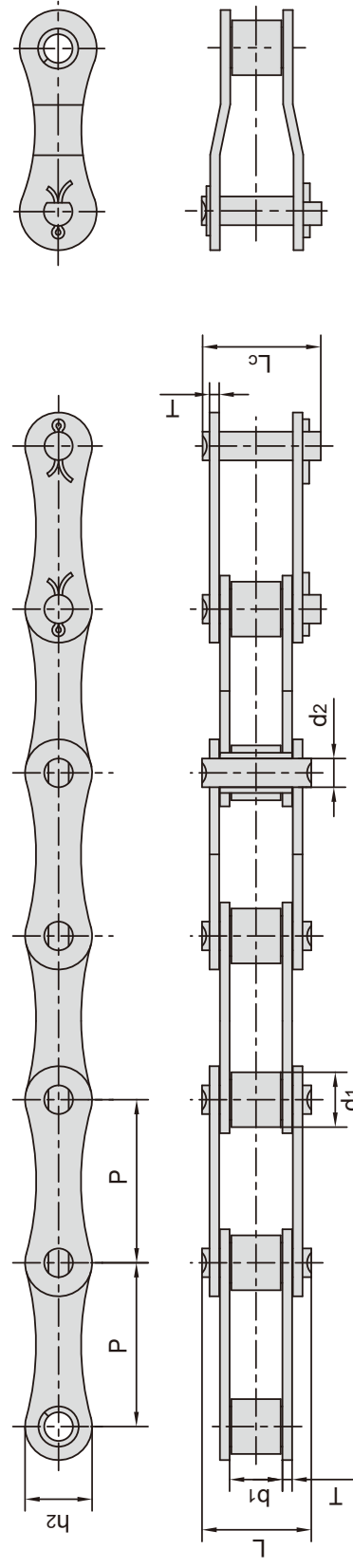
| 东华链号 Donghua Chain No. | 节距 Pitch | 滚子直径 Roller diameter d1 max | 内节内宽 Width between inner plates b1 min | 销轴直径 Pin diameter d2 max | 销轴长度 Pin length | | 齿形角 Tooth angle α | 链板尺寸 Plate dimension | | | | | 链板厚度 Plate thickness T | 抗拉强度 Tensile strength Q min | 平均抗拉强度 Average tensile strength Q0 |
|------------------------------|-------------|---|---|--------------------------------------|-----------------------|-----------|-----------------------------------|----------------------------|----|----|----|----|---------------------------------|---|--|
| | | | | | L max | Lc max | | h1 | h2 | h3 | H1 | H2 | | | |
| 3325T-1E8350 | 33 | 10.1 | 25 | 7.0 | 34.5 | 39 | 70° | 10 | 20 | 13 | 35 | 48 | 2.03 | 19.60/4455 | 22.5 |

S型钢制农机链 S type steel agricultural chains



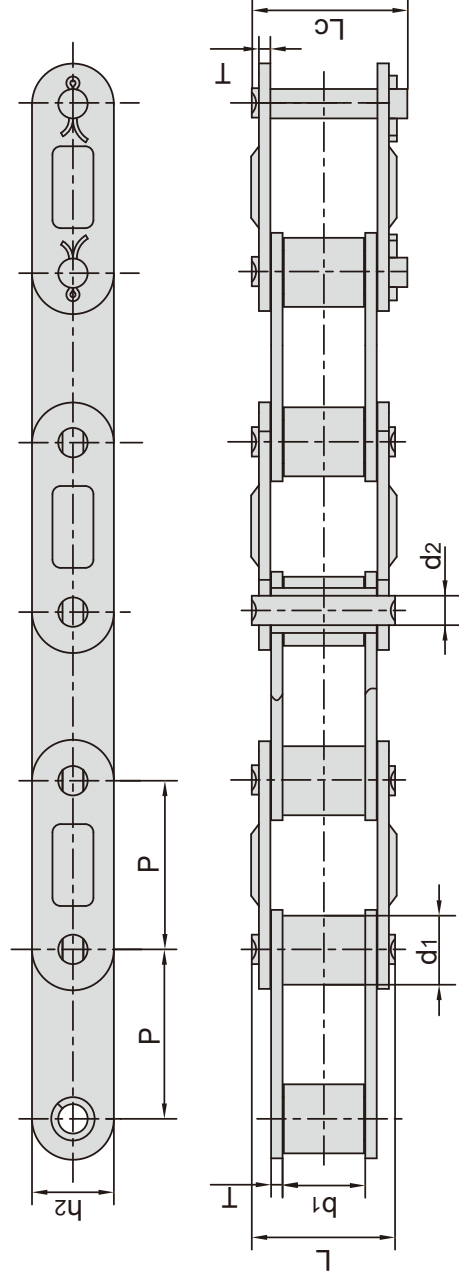
| 东华链号 Donghua Chain No. | 节距 Pitch | 滚子直径 Roller diameter | 内节内宽 Width between inner plates | 销轴直径 Pin diameter | 销轴长度 Pin length | | 内链板高度 Inner plate depth | 链板厚度 Plate thickness | 抗拉强度 Tensile strength | 平均抗拉强度 Average tensile strength | 每米长重 Weight per meter |
|------------------------------|-------------|----------------------------|--|-------------------------|-----------------------|-----------------|----------------------------------|----------------------------|-----------------------------|--|--------------------------------|
| | P mm | d1 max mm | b1 min mm | d2 max mm | L max mm | Lc max mm | h2 max mm | t/T max mm | Q min kN/lbf | Q0 kN | q kg/m |
| 55V | 41.40 | 17.90 | 22.23 | 8.22 | 39.3 | 42.4 | 20.0 | 3.0 | 42.00/9546 | 45.0 | 2.22 |
| 55VF1 | 41.40 | 17.90 | 22.23 | 8.22 | 39.3 | 42.4 | 21.4 | 3.0 | 45.00/10227 | 73.1 | 2.32 |
| S32 | 29.21 | 11.43 | 15.88 | 4.45 | 26.7 | 28.8 | 13.2 | 1.8 | 8.00/1818 | 21.6 | 0.86 |
| S32V | 29.21 | 11.43 | 15.88 | 5.08 | 27.3 | 29.7 | 13.5 | 2.1 | 25.00/5680 | 27.0 | 0.96 |
| S42 | 34.93 | 14.27 | 19.05 | 7.00 | 34.3 | 37.0 | 19.8 | 2.8 | 27.00/6136 | 50.8 | 1.60 |
| S42F2 | 34.93 | 14.27 | 19.05 | 7.00 | 34.3 | 37.0 | 19.8 | 2.5/3.0 | 27.00/6136 | 50.8 | 1.82 |
| S45 | 41.40 | 15.24 | 22.23 | 5.72 | 37.7 | 40.4 | 17.3 | 2.8 | 18.00/4091 | 36.1 | 1.66 |
| S45H | 41.40 | 15.24 | 22.23 | 7.14 | 39.5 | 42.5 | 17.3 | 3.0 | 37.65/8465 | 41.4 | 2.10 |
| S51 | 38.10 | 15.24 | 16.00 | 5.72 | 30.9 | 33.8 | 17.3 | 2.8 | 28.00/6364 | 30.8 | 1.48 |
| S52 | 38.10 | 15.24 | 22.23 | 5.72 | 37.7 | 40.4 | 17.3 | 2.8 | 18.00/4091 | 36.1 | 1.68 |
| S52F10 | 38.10 | 14.00 | 22.00 | 6.92 | 36.5 | 39.1 | 18.2 | 2.5 | 23.50/5283 | 28.2 | 1.60 |
| S52L | 38.10 | 15.24 | 16.40 | 5.72 | 30.9 | 33.8 | 16.5 | 2.5 | 29.20/6636 | 32.2 | 1.36 |
| S52LV | 38.10 | 15.88 | 17.80 | 6.94 | 33.8 | 37.0 | 16.7 | 3.0 | 30.00/6818 | 32.5 | 1.58 |
| S55 | 41.40 | 17.78 | 22.23 | 5.72 | 37.7 | 40.4 | 17.3 | 2.8 | 18.00/4091 | 36.1 | 1.80 |
| S55R | 41.40 | 17.78 | 22.23 | 8.90 | 41.0 | 44.0 | 22.4 | 3.5 | 45.00/10227 | 73.1 | 2.49 |
| S55RH | 41.40 | 17.78 | 22.23 | 8.90 | 43.2 | 46.4 | 22.4 | 4.0 | 65.00/14772 | 84.5 | 2.74 |
| S55RHF1 | 41.40 | 25.00 | 22.23 | 8.90 | 43.2 | 46.4 | 22.4 | 4.0 | 65.00/14772 | 84.5 | 2.74 |
| S62 | 41.91 | 19.05 | 26.20 | 5.72 | 40.3 | 43.0 | 17.3 | 2.5 | 26.70/6067 | 36.1 | 1.87 |
| S62F10 | 41.91 | 19.05 | 25.40 | 5.72 | 39.4 | 42.2 | 17.3 | 2.5 | 26.70/6067 | 36.1 | 2.04 |
| S62F5 | 41.91 | 19.05 | 26.20 | 5.72 | 40.3 | 43.0 | 16.7 | 2.5 | 26.70/6067 | 36.1 | 2.07 |
| S62F8 | 41.91 | 19.05 | 27.90 | 10.00 | 44.9 | 49.3 | 25.0 | 3.0 | 45.00/10227 | 60.0 | 2.96 |
| S62R | 41.91 | 19.05 | 25.80 | 8.50 | 41.9 | 44.6 | 20.1 | 2.8 | 42.00/9546 | 45.0 | 2.43 |
| S77 | 58.34 | 18.26 | 22.23 | 8.90 | 43.2 | 46.4 | 26.2 | 4.0 | 45.00/10227 | 73.1 | 2.66 |
| S88 | 66.27 | 22.86 | 28.58 | 8.90 | 49.8 | 53.0 | 26.2 | 4.0 | 45.00/10227 | 73.1 | 3.25 |

A型钢制农机链 A type steel agricultural chains



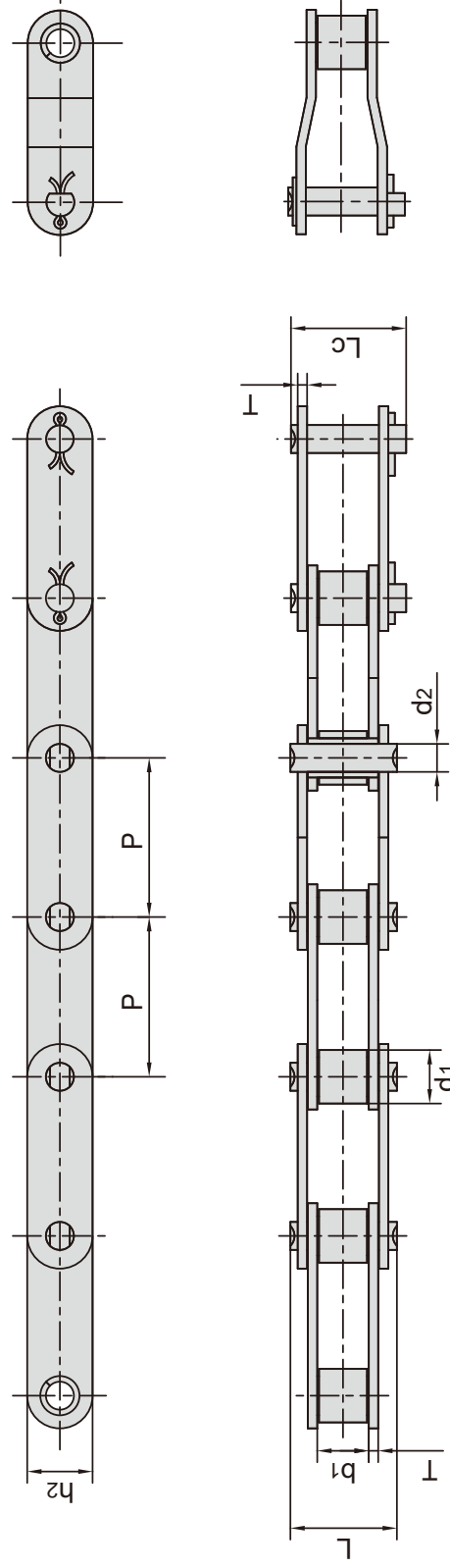
| 东华链号 Donghua Chain No. | 节距 Pitch P mm | 滚子直径 Roller diameter d1 max mm | 内节内宽 Width between inner plates b1 min mm | 销轴直径 Pin diameter d2 max mm | 销轴长度 Pin length | | 链板尺寸 Plate dimension | | 抗拉强度 Tensile strength Q min kN/lbf | 平均抗拉强度 Average tensile strength Q0 kN | 每米长重 Weight per meter q kg/m |
|------------------------------|------------------------|---|---|--|-----------------------|-----------------|----------------------------|----------------|---|--|---|
| | | | | | L max mm | Lc max mm | h2 max mm | T max mm | | | |
| A550 | 41.40 | 16.87 | 19.81 | 7.19 | 35.0 | 38.0 | 19.3 | 2.80 | 39.10/8886 | 51.2 | 1.79 |
| A555 | 41.40 | 16.87 | 12.70 | 7.19 | 29.1 | 32.0 | 19.3 | 3.10 | 39.10/8886 | 56.0 | 1.60 |
| A557 | 41.40 | 17.78 | 20.24 | 8.00 | 37.4 | 40.6 | 23.1 | 3.10 | 55.61/12639 | 74.3 | 2.45 |
| A620 | 42.01 | 17.91 | 24.51 | 7.19 | 41.8 | 45.2 | 20.2 | 3.25 | 39.10/8886 | 55.1 | 2.18 |

CA型钢制农机链 CA type steel agricultural chains



| 东华链号 Donghua Chain No. | 节距 Pitch P mm | 滚子直径 Roller diameter d1 max mm | 内节内宽 Width between inner plates b1 min mm | 销轴直径 Pin diameter d2 max mm | 销轴长度 Pin length | | 链板尺寸 Plate dimension | | 抗拉强度 Tensile strength Q min kN/lbf | 平均抗拉强度 Average tensile strength Q0 kN | 每米长重 Weight per meter q kg/m |
|------------------------------|------------------------|---|---|--|-----------------------|-----------------|----------------------------|----------------|---|--|---|
| | | | | | L max mm | Lc max mm | h2 max mm | T max mm | | | |
| CA627 | 30.00 | 15.88 | 19.05 | 8.28 | 36.1 | 39.4 | 20.5 | 3.00 | 50.00/11247 | 55.0 | 2.51 |
| CA550D | 41.40 | 16.87 | 19.81 | 7.19 | 35.0 | 38.0 | 19.3 | 2.80 | 39.10/8886 | 51.2 | 1.94 |
| CA555D | 41.40 | 16.87 | 12.70 | 7.19 | 29.1 | 32.0 | 19.3 | 3.10 | 39.10/8886 | 56.0 | 1.72 |
| CA557D | 41.40 | 17.78 | 20.24 | 8.00 | 37.4 | 40.6 | 23.1 | 3.10 | 55.61/12639 | 74.3 | 2.60 |
| CA620D | 42.01 | 17.91 | 24.51 | 7.19 | 41.8 | 45.2 | 20.2 | 3.25 | 39.10/8886 | 55.1 | 2.35 |
| CA2062H | 38.10 | 22.23 | 12.57 | 5.94 | 29.2 | 31.6 | 18.0 | 3.25 | 31.10/6992 | 35.0 | 2.30 |
| CA627F1 | 30.00 | 15.88 | 19.60 | 8.28 | 36.1 | 39.7 | 20.5 | 3.00 | 50.00/11241 | 55.0 | 2.55 |

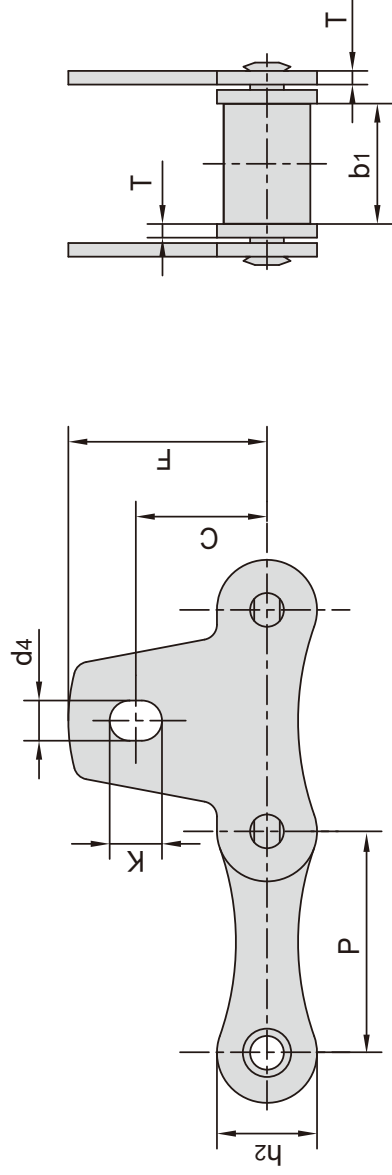
CA型钢制农机链 CA type steel agricultural chains



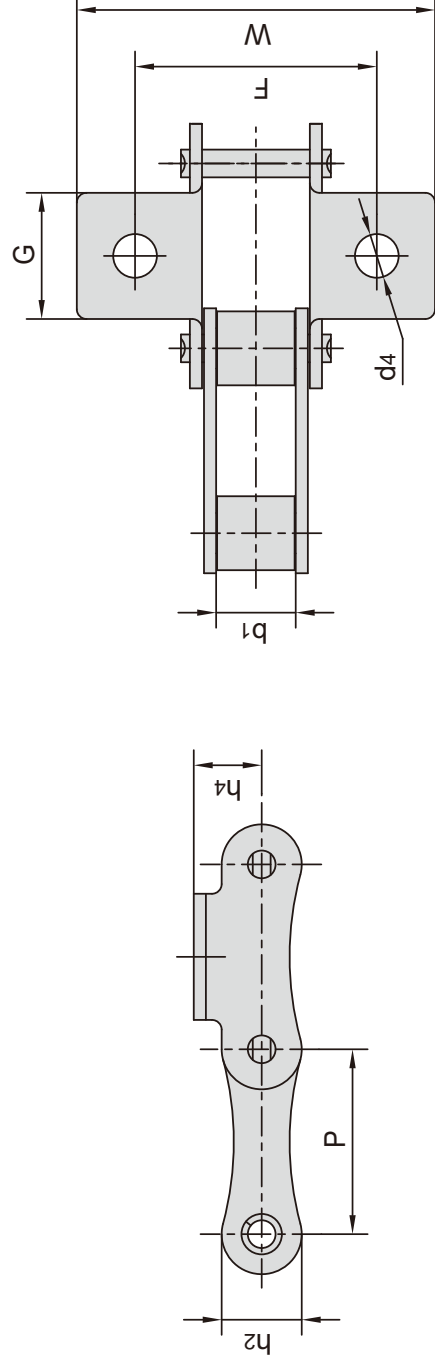
| 东华链号 Donghua Chain No. | 节距 Pitch | 滚子直径 Roller diameter | 内节内宽 Width between inner plates | 销轴直径 Pin diameter | 销轴长度 Pin length | | 链板尺寸 Plate dimension | | 抗拉强度 Tensile strength | 平均抗拉强度 Average tensile strength | 每米重量 Weight per meter |
|------------------------------|-------------|----------------------------|---|-------------------------|-----------------------|-----------------|----------------------------|----------------|-----------------------------|--|--------------------------------|
| | P mm | d1 max mm | b1 min mm | d2 max mm | L max mm | Lc max mm | h2 max mm | T max mm | Q min kN/lbf | Q0 kN | q kg/m |
| 38.4R | 38,400 | 15.88 | 19.05 | 6.92 | 33.8 | 36.4 | 17.30 | 2.50 | 33.00/7480 | 41.2 | 1.70 |
| 38.4V | 38,400 | 15.88 | 18.00 | 6.92 | 35.0 | 38.0 | 17.30 | 3.00 | 40.00/9091 | 50.0 | 1.83 |
| 38.4VB | 38,400 | 15.88 | 19.05 | 8.28 | 36.1 | 39.4 | 20.50 | 3.00 | 50.00/11363 | 62.5 | 2.17 |
| 55VD | 41,400 | 17.90 | 23.00 | 8.22 | 39.3 | 42.4 | 20.00 | 2.80 | 42.00/9546 | 45.0 | 2.34 |
| CA2060H | 38,100 | 11.91 | 12.70 | 5.94 | 29.2 | 31.6 | 18.00 | 3.25 | 31.10/6996 | 40.5 | 1.45 |
| CA550 | 41,400 | 16.87 | 19.81 | 7.19 | 35.0 | 38.0 | 19.30 | 2.80 | 39.10/8886 | 51.2 | 1.94 |
| CA550(U) | 41,400 | 16.86 | 19.80 | 7.19 | 35.5 | 28.3 | 19.50 | 2.80 | 48.91/10996 | 53.8 | 1.98 |
| CA550F4 | 41,400 | 14.35 | 20.24 | 7.14 | 35.0 | 38.5 | 19.05 | 2.80 | 50.00/11363 | 52.0 | 1.76 |
| CA550F5 | 41,400 | 16.66 | 20.24 | 7.14 | 35.0 | 38.5 | 19.05 | 2.80 | 45.00/10227 | 52.0 | 1.97 |
| CA550H | 41,400 | 16.74 | 20.00 | 7.14 | 36.0 | 39.1 | 19.10 | 3.00 | 57.82/13000 | 60.8 | 2.00 |
| CA550V | 41,400 | 16.80 | 19.05 | 8.28 | 36.1 | 39.1 | 22.00 | 3.00 | 55.00/12499 | 68.7 | 2.24 |
| CA550VF2 | 41,400 | 16.80 | 19.05 | 8.28 | 36.1 | 38.8 | 20.00 | 3.00 | 55.00/12499 | 68.7 | 2.13 |
| CA555 | 41,400 | 16.87 | 12.70 | 7.19 | 29.1 | 32.0 | 19.30 | 3.10 | 39.10/8886 | 56.0 | 1.72 |
| CA557 | 41,400 | 17.78 | 20.24 | 8.00 | 37.4 | 40.6 | 23.10 | 3.10 | 55.61/12639 | 74.3 | 2.60 |
| CA557(U) | 41,400 | 17.78 | 19.50 | 8.00 | 37.5 | 40.6 | 23.30 | 3.10 | 64.5/14501 | 71.0 | 2.55 |
| CA620 | 42,010 | 17.91 | 24.51 | 7.19 | 41.8 | 45.2 | 20.20 | 3.25 | 39.10/8886 | 55.1 | 2.35 |
| CA960 | 41,400 | 17.78 | 22.61 | 8.90 | 40.1 | 43.0 | 23.10 | 3.00 | 66.00/15160 | 72.6 | 6.94 |
| CAE44151 | 28,575 | 15.88 | 16.20 | 7.92 | 33.5 | 36.9 | 22.20 | 3.25 | 58.80/13363 | 64.5 | 2.73 |
| S62F3 | 41,910 | 19.05 | 25.40 | 8.00 | 42.0 | 44.6 | 26.00 | 3.00 | 47.00/10796 | 58.7 | 3.12 |

S型钢制农机链附件

S type steel agricultural chain attachments

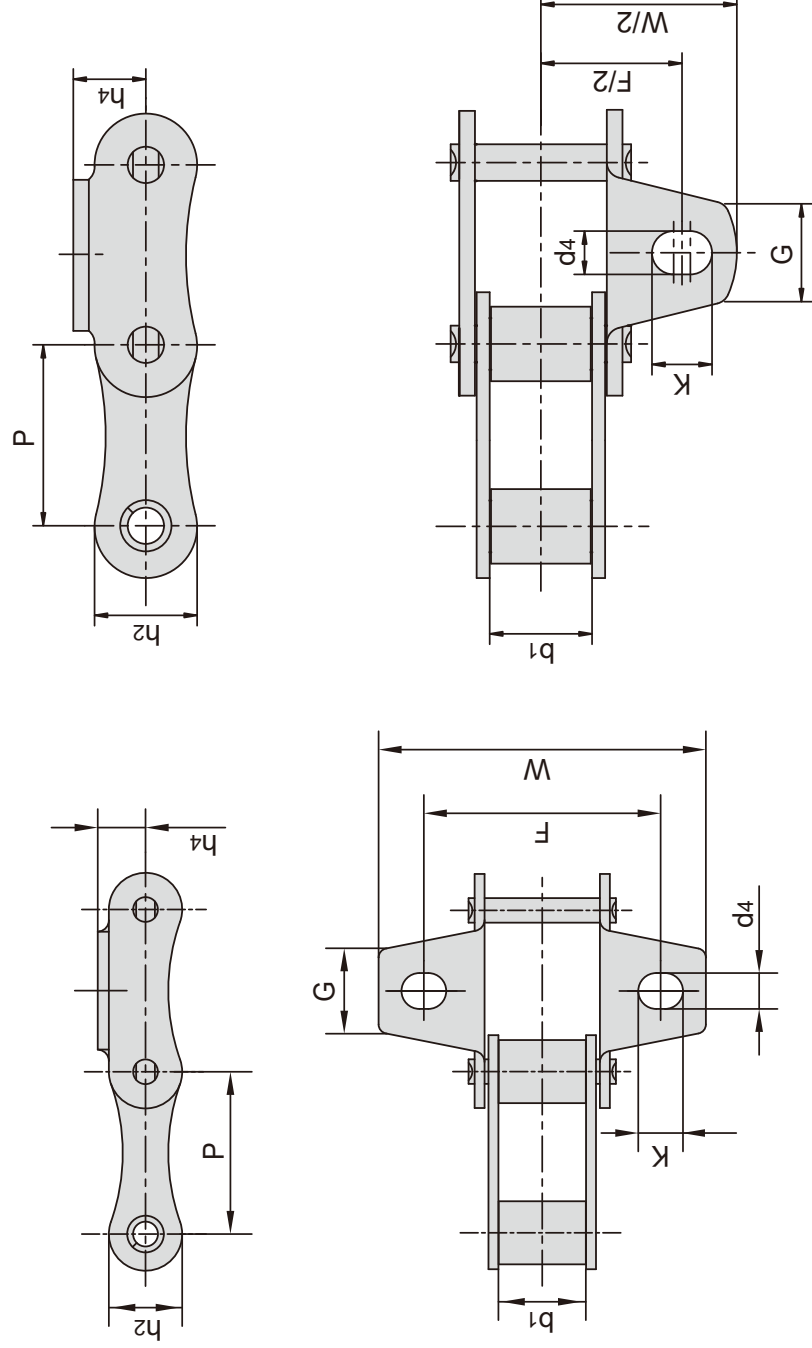


| 东华链号 Donghua Chain No. | P mm | b1 mm | h2 mm | T mm | C mm | F mm | d4 mm | K mm |
|------------------------------|---------|----------|----------|---------|---------|---------|----------|---------|
| S32SK1 | 29.21 | 15.88 | 13.2 | 1.8 | 17.3 | 26.20 | 5.3 | 6.9 |
| S42SK1 | 34.93 | 19.05 | 19.8 | 2.8 | 23.6 | 34.30 | 8.3 | 11.5 |
| S42SK1F1 | 34.93 | 19.05 | 19.8 | 2.8 | 22.9 | 33.33 | 8.3 | 11.5 |
| S45SK1 | 41.40 | 22.23 | 17.3 | 2.8 | 19.8 | 30.20 | 8.3 | 11.5 |
| S52SK1 | 38.10 | 22.23 | 17.3 | 2.8 | 22.1 | 31.80 | 8.3 | 9.9 |
| S55SK1 | 41.40 | 22.23 | 17.3 | 2.8 | 19.8 | 30.20 | 8.3 | 11.5 |
| S62SK1 | 41.91 | 26.20 | 17.3 | 2.5 | 24.6 | 38.60 | 8.3 | 14.7 |
| S77SK1 | 58.34 | 22.23 | 26.2 | 4.0 | 36.3 | 50.00 | 8.3 | 11.5 |
| S88SK1 | 66.27 | 28.58 | 26.2 | 4.0 | 43.7 | 55.60 | 8.3 | 9.9 |
| S32SK1F1 | 29.21 | 15.88 | 13.2 | 1.8 | 16.7 | 25.68 | 6.5 | 8.1 |
| S55RHSK1 | 41.40 | 22.23 | 22.4 | 4.0 | 19.8 | 30.20 | 8.3 | 11.5 |



| 东华链号 Donghua Chain No. | P mm | b1 mm | G mm | F mm | W mm | h4 mm | d4 mm | h2 mm |
|------------------------------|---------|----------|---------|---------|---------|----------|----------|----------|
| S52LK1 | 38.10 | 16.40 | 26.0 | 50.0 | 74.0 | 14.0 | 9.0 | 16.5 |
| 55VK1 | 41.40 | 22.23 | 30.0 | 58.0 | 76.0 | 16.0 | 9.0 | 20.0 |
| S42F2K1F1 | 34.93 | 19.05 | 45.0 | 54.8 | 75.2 | 14.0 | 8.3 | 19.8 |
| S52LF1K1 | 38.10 | 16.00 | 26.0 | 50.0 | 74.0 | 16.0 | 9.0 | 16.5 |
| 55VDK1 | 41.40 | 23.00 | 30.0 | 58.0 | 76.0 | 16.0 | 9.0 | 20.0 |

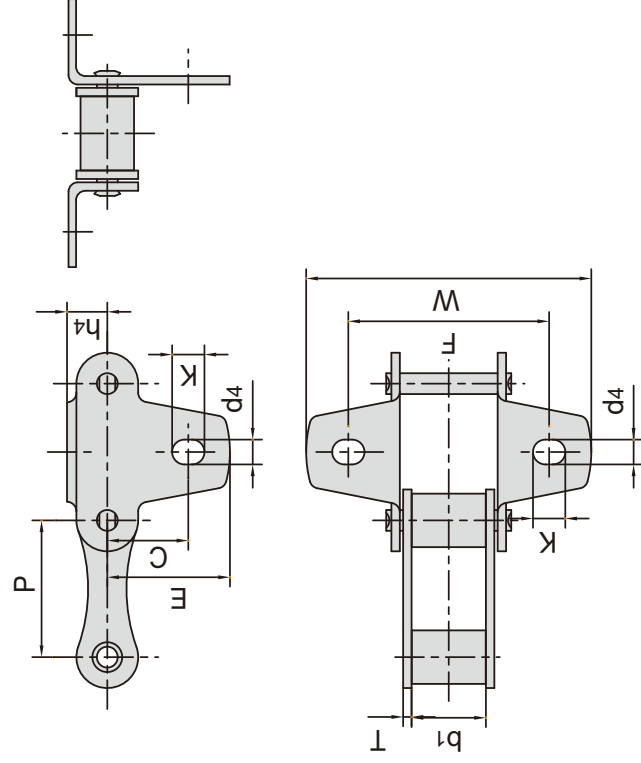
S型钢制农机链附件 S type steel agricultural chain attachments



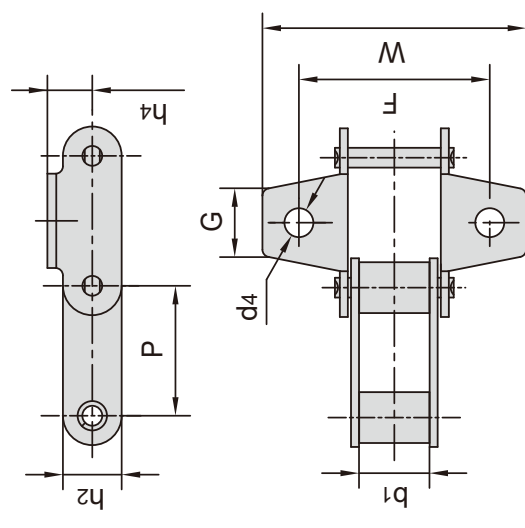
| 东华链号 Donghua Chain No. | P | b ₁ | G | F | W | h ₄ | d ₄ | K | h ₂ |
|------------------------------|-------|----------------|------|------|-------|----------------|----------------|------|----------------|
| | mm | mm | mm | mm | mm | mm | mm | mm | mm |
| S32K1 | 29.21 | 15.88 | 15.0 | 42.9 | 61.0 | 8.6 | 5.3 | 6.9 | 13.2 |
| S32K1F1 | 29.21 | 15.88 | 15.0 | 42.9 | 61.0 | 8.6 | 6.5 | 8.1 | 13.2 |
| S32K1F3 | 29.21 | 15.88 | 17.0 | 42.9 | 49.0 | 8.6 | 5.0 | 6.5 | 13.2 |
| S32VK1 | 29.21 | 15.88 | 15.0 | 43.0 | 61.0 | 8.6 | 6.5 | 8.0 | 13.5 |
| S42K1 | 34.93 | 19.05 | 17.5 | 54.0 | 74.9 | 14.0 | 8.3 | 11.5 | 19.8 |
| S45K1 | 41.40 | 22.23 | 22.0 | 54.0 | 75.0 | 11.4 | 8.5 | 11.7 | 17.3 |
| S51K1 | 38.10 | 16.00 | 19.0 | 49.8 | 71.5 | 11.4 | 8.3 | 9.9 | 17.3 |
| S52K1 | 38.10 | 22.23 | 19.0 | 58.8 | 78.0 | 11.4 | 8.3 | 9.9 | 17.3 |
| S52K1F1 | 38.10 | 22.23 | 19.0 | 58.8 | 78.0 | 11.4 | 6.6 | 8.2 | 17.3 |
| S55K1 | 41.40 | 22.23 | 22.0 | 54.0 | 75.0 | 11.4 | 8.5 | 11.7 | 17.3 |
| S55K1F1 | 41.40 | 22.23 | 22.0 | 54.0 | 75.0 | 11.4 | 6.5 | 9.5 | 17.3 |
| S55HK1 | 41.40 | 22.23 | 34.0 | 52.7 | 82.0 | 13.4 | 8.4 | 11.4 | 20.4 |
| S55H(T)K1 | 41.40 | 22.23 | 34.0 | 51.2 | 81.4 | 13.4 | 8.4 | 11.4 | 20.4 |
| S55HF5 | 41.40 | 22.23 | 38.0 | 57.0 | 95.0 | 14.0 | 8.5 | 11.2 | 22.0 |
| S55RK1F1 | 41.40 | 22.23 | 25.0 | 63.6 | 90.4 | 16.0 | 8.6 | 12.0 | 22.4 |
| S62K1 | 41.91 | 26.20 | 22.0 | 66.8 | 95.4 | 11.4 | 8.3 | 14.7 | 17.3 |
| S62A2K1 | 41.91 | 26.20 | 22.0 | 66.7 | 95.5 | 12.6 | 8.3 | 14.7 | 17.3 |
| S62F2K1 | 41.91 | 26.20 | 22.0 | 66.8 | 95.4 | 11.4 | 6.5 | 13.0 | 17.3 |
| S62F5A2K1 | 41.91 | 26.20 | 22.0 | 66.7 | 95.5 | 12.6 | 8.3 | 14.7 | 16.7 |
| S77K1 | 58.34 | 22.23 | 25.0 | 76.2 | 102.0 | 20.8 | 8.3 | 11.5 | 26.2 |
| S88K1 | 66.27 | 28.58 | 22.0 | 97.0 | 119.4 | 20.8 | 8.3 | 9.9 | 26.2 |
| S51HF1K1 | 38.10 | 16.00 | 34.0 | 52.4 | 84.5 | 13.0 | 8.3 | 9.9 | 21.0 |
| S88F2K1 | 66.27 | 28.58 | 22.0 | 97.0 | 119.4 | 20.8 | 8.3 | 9.9 | 26.2 |
| S42A1F2 | 34.93 | 19.05 | 23.6 | 54.0 | 75.0 | 14.0 | 6.9 | 10.1 | 19.8 |
| S42F2A1 | 34.93 | 19.05 | 17.5 | 54.0 | 75.0 | 14.0 | 8.3 | 11.5 | 19.8 |
| S88F3K1 | 66.27 | 28.58 | 30.0 | 97.7 | 120.0 | 20.5 | 8.3 | 9.9 | 26.2 |
| S62F12K1 | 41.91 | 25.40 | 22.0 | 65.9 | 94.7 | 12.6 | 8.3 | 14.7 | 16.7 |

S型钢制农机链附件

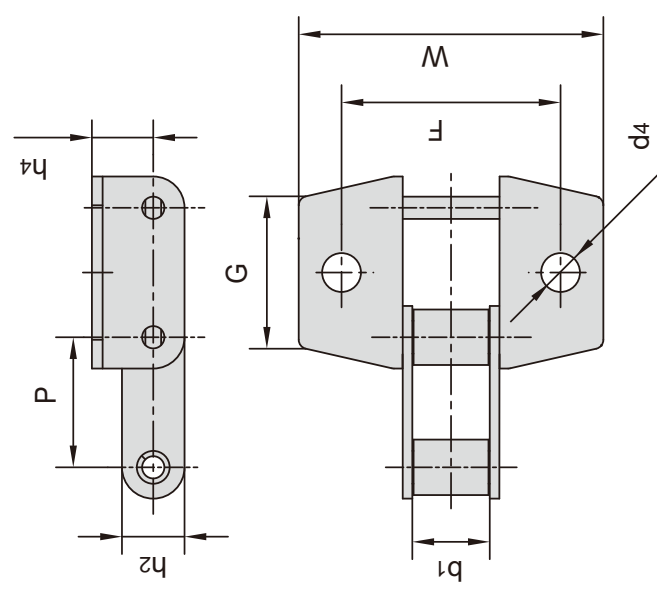
S type steel agricultural chain attachments



| 东华链号 Donghua Chain No. | P mm | b1 mm | T mm | C mm | E mm | F mm | W mm | d4 mm | K mm | h4 mm |
|------------------------------|---------|----------|---------|---------|---------|---------|---------|----------|---------|----------|
| S32F1 | 41.4 | 29.21 | 1.8 | 17.3 | 26.2 | 42.9 | 60 | 5.3 | 6.9 | 8.6 |

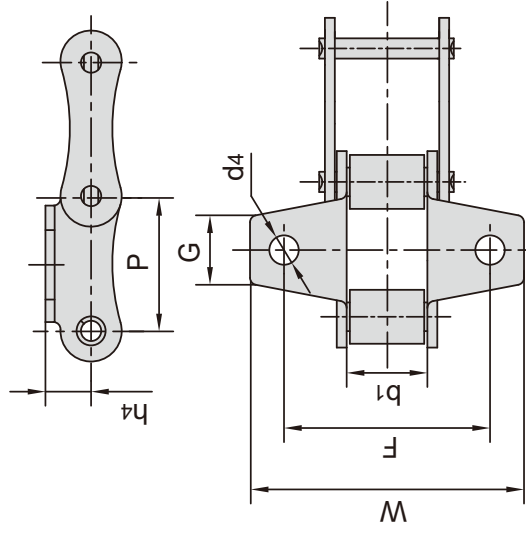


| 东华链号 Donghua Chain No. | P mm | b1 mm | G mm | F mm | W mm | h4 mm | d4 mm | h2 mm |
|------------------------------|---------|----------|---------|---------|---------|----------|----------|----------|
| S52F1 | 38.4 | 18.50 | 23.0 | 57.5 | 80.0 | 16.0 | 8.7 | 17.5 |
| S55VK1F2 | 41.4 | 22.23 | 22.0 | 54.0 | 72.0 | 15.0 | 8.7 | 20.0 |
| S52F13K1 | 38.1 | 19.00 | 17.0 | 57.0 | 81.0 | 15.4 | 9.1 | 17.3 |

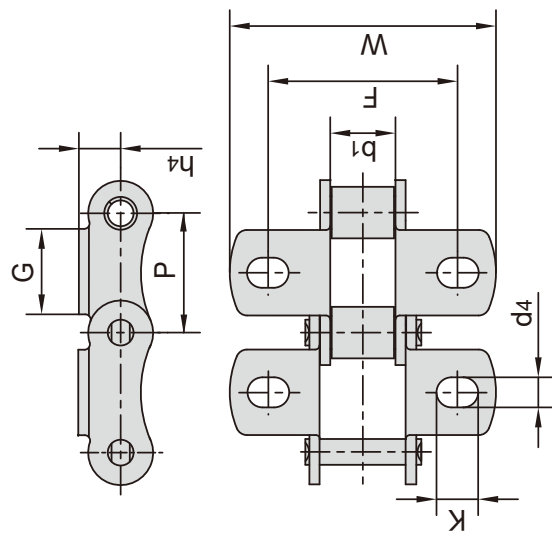


| 东华链号 Donghua Chain No. | P mm | b1 mm | G mm | F mm | W mm | h4 mm | d4 mm | h2 mm |
|------------------------------|---------|----------|---------|---------|---------|----------|----------|----------|
| S52F2 | 38.4 | 18.50 | 39.0 | 57.0 | 80.0 | 16.0 | 10.5 | 17.5 |
| S52F7 | 38.4 | 19.05 | 39.0 | 58.4 | 82.4 | 14.5 | 10.5 | 20.5 |
| S52F12 | 38.1 | 19.05 | 39.0 | 57.5 | 79.5 | 14.5 | 10.0 | 14.5 |

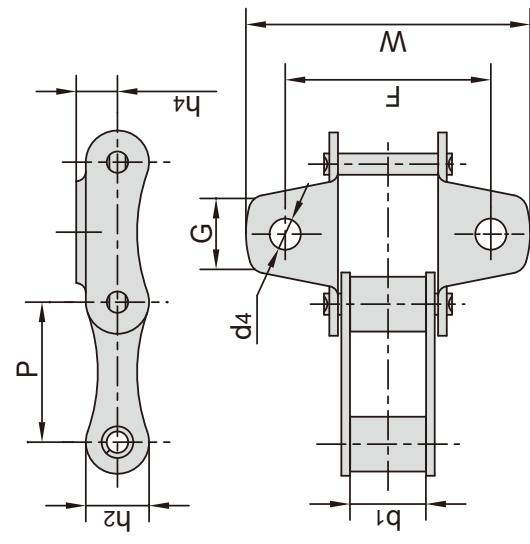
S型钢制农机链附件 S type steel agricultural chain attachments



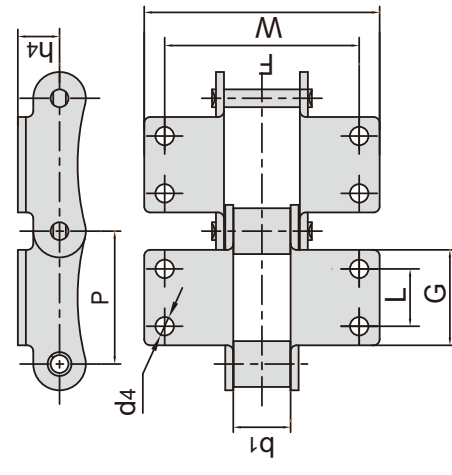
| 东华链号 Donghua Chain No. | P | b ₁ | G | F | W | h ₄ | d ₄ |
|------------------------------|-------|----------------|------|------|------|----------------|----------------|
| | mm | mm | mm | mm | mm | mm | mm |
| S52F6 | 38.10 | 22.23 | 19.0 | 51.2 | 71.7 | 16.5 | 8.3 |
| 55VK1F2 | 41.40 | 22.23 | 20.0 | 71.0 | 93.8 | 16.0 | 8.4 |
| 55VK1F3 | 41.40 | 22.23 | 22.0 | 54.0 | 72.0 | 15.0 | 8.7 |
| S62K1F1 | 41.91 | 26.20 | 26.0 | 63.0 | 92.0 | 11.4 | 7.0 |
| S62K1F2 | 41.91 | 26.20 | 22.0 | 66.8 | 95.4 | 10.5 | 8.5 |



| 东华链号 Donghua Chain No. | P | b ₁ | G | F | W | h ₄ | d ₄ | K |
|------------------------------|------|----------------|------|------|------|----------------|----------------|------|
| | mm | mm | mm | mm | mm | mm | mm | mm |
| S55RK1 | 41.4 | 22.23 | 25.0 | 63.6 | 90.4 | 15.5 | 8.6 | 12.0 |
| S55RHK1 | 41.4 | 22.23 | 25.0 | 63.6 | 90.4 | 15.5 | 8.6 | 12.0 |
| CA645K1 | 41.4 | 22.23 | 25.0 | 58.0 | 83.0 | 18.5 | 8.5 | 12.0 |
| S55RHF2K1 | 41.4 | 22.23 | 24.0 | 63.4 | 84.6 | 16.0 | 8.5 | 12.0 |
| S55RHF3K1 | 41.4 | 22.23 | 24.0 | 63.4 | 84.6 | 16.0 | 8.5 | 12.0 |



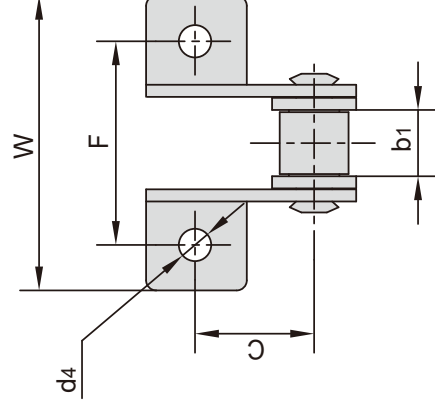
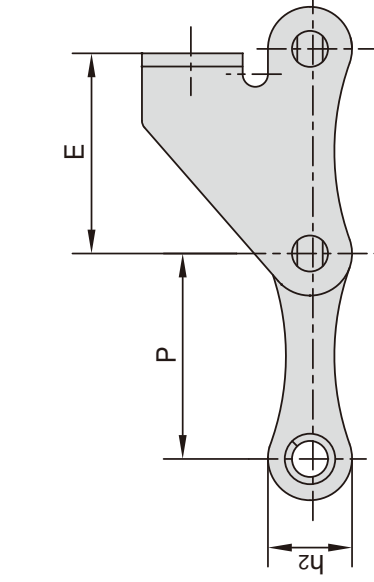
| 东华链号 Donghua Chain No. | P | b ₁ | G | F | W | h ₄ | d ₄ | h ₂ |
|------------------------------|-------|----------------|------|------|-------|----------------|----------------|----------------|
| | mm | mm | mm | mm | mm | mm | mm | mm |
| S32K1F2 | 29.21 | 15.88 | 15.0 | 42.9 | 61.0 | 8.6 | 5.3 | 13.2 |
| S52K1F2 | 38.10 | 22.23 | 22.0 | 58.7 | 76.5 | 11.4 | 8.5 | 17.3 |
| S45K1F1 | 41.40 | 22.23 | 22.0 | 51.0 | 75.0 | 11.4 | 7.2 | 17.3 |
| S45K1F2 | 41.40 | 22.23 | 22.0 | 56.0 | 75.0 | 11.4 | 10.0 | 17.3 |
| 55VK1F2 | 41.40 | 22.23 | 22.0 | 56.0 | 75.0 | 11.4 | 10.0 | 17.3 |
| 55VK1F1 | 41.40 | 22.23 | 22.0 | 56.0 | 75.0 | 16.0 | 10.0 | 20.0 |
| S55F5 | 41.40 | 22.23 | 22.0 | 56.0 | 75.0 | 11.4 | 10.0 | 17.3 |
| S77K1F1 | 58.34 | 22.23 | 26.0 | 76.2 | 103.8 | 20.8 | 10.5 | 26.2 |



| 东华链号 Donghua Chain No. | P | b ₁ | L | G | F | W | h ₄ | d ₄ |
|------------------------------|-------|----------------|------|------|------|-------|----------------|----------------|
| | mm | mm | mm | mm | mm | mm | mm | mm |
| S88K2F1 | 66.27 | 28.58 | 28.6 | 47.6 | 97.0 | 117.4 | 20.8 | 9.2 |
| S62K2F1 | 41.91 | 26.20 | 19.1 | 35.0 | 66.8 | 95.4 | 11.4 | 8.3 |

S型钢制农机链附件

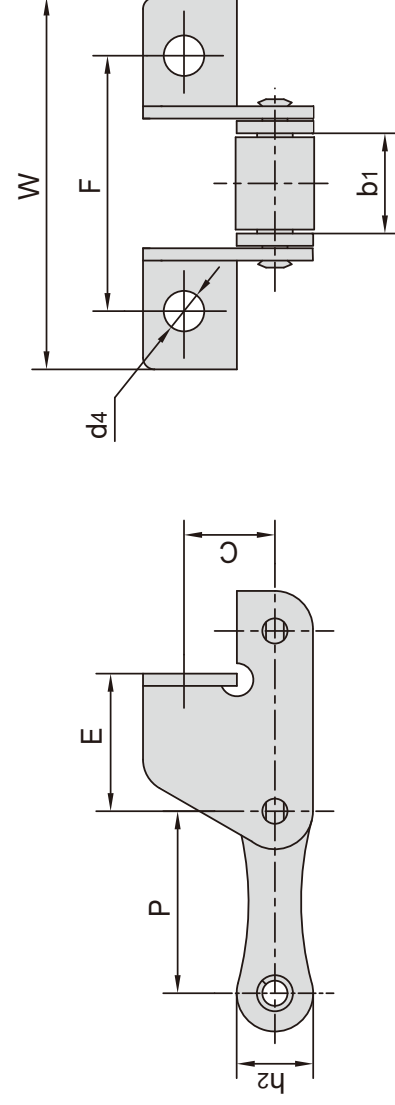
S type steel agricultural chain attachments



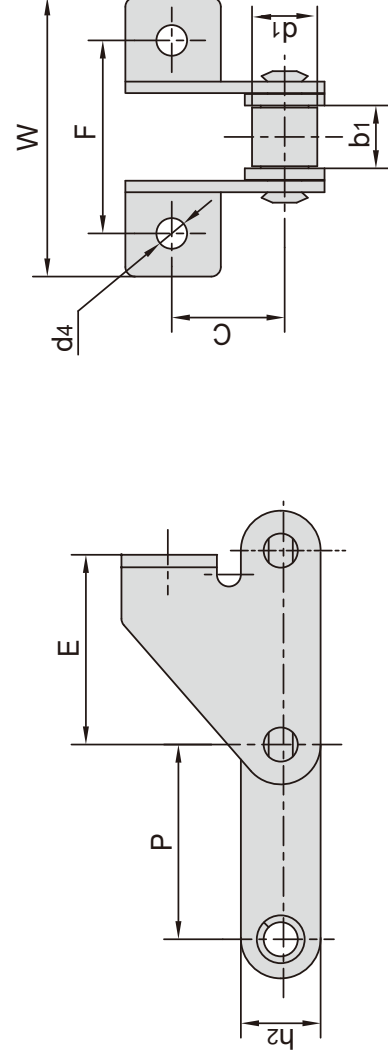
| 东华链号 Donghua Chain No. | P | b1 | C | E | F | W | d4 | h2 |
|------------------------------|-------|-------|-------|------|------|------|-----|------|
| | mm | mm | mm | mm | mm | mm | mm | mm |
| 55VSDF1 | 41.40 | 22.23 | 20.50 | 33.2 | 62.0 | 85.6 | 6.6 | 20.0 |
| 55VSDF2 | 41.40 | 22.23 | 20.50 | 33.2 | 62.0 | 85.6 | 8.3 | 20.0 |
| 55VSDF3 | 41.40 | 22.23 | 24.00 | 27.0 | 58.0 | 78.0 | 6.5 | 20.0 |
| 55VSDF4 | 41.40 | 22.23 | 23.40 | 28.5 | 57.5 | 83.4 | 6.5 | 20.0 |
| S32SD | 29.21 | 15.88 | 20.00 | 19.2 | 58.0 | 78.0 | 6.4 | 13.2 |
| S45F1 | 41.40 | 22.23 | 21.00 | 25.0 | 62.4 | 83.4 | 8.5 | 17.3 |
| S45HF3 | 41.40 | 22.23 | 17.50 | 33.5 | 61.3 | 89.9 | 8.4 | 17.3 |
| S45SD | 41.40 | 22.23 | 17.00 | 28.6 | 58.0 | 81.2 | 8.5 | 17.3 |
| S45SDF2 | 41.40 | 22.23 | 21.00 | 28.5 | 62.4 | 83.4 | 8.5 | 17.3 |
| S45W-F1 | 41.40 | 22.23 | 20.00 | 37.0 | 58.0 | 87.0 | 6.6 | 17.3 |
| S45W-F4 | 41.40 | 22.23 | 20.50 | 33.2 | 58.0 | 85.6 | 6.6 | 17.3 |
| S51SDF1 | 38.10 | 16.00 | 19.65 | 20.0 | 56.0 | 82.0 | 6.4 | 17.3 |
| S52F12SD | 38.10 | 13.00 | 20.00 | 30.0 | 47.5 | 83.4 | 6.4 | 17.3 |
| S52F4 | 38.10 | 15.80 | 20.60 | 37.0 | 53.8 | 69.5 | 6.4 | 16.7 |
| S52F8 | 38.10 | 22.23 | 20.60 | 37.0 | 60.7 | 76.4 | 6.4 | 17.3 |
| S52F9 | 38.10 | 18.50 | 20.00 | 18.5 | 54.5 | 71.0 | 6.5 | 16.5 |
| S52LF1SD | 38.10 | 22.02 | 20.00 | 17.5 | 54.5 | 71.0 | 6.5 | 16.5 |
| S52LF2SD | 38.10 | 16.00 | 20.00 | 19.0 | 54.6 | 76.6 | 6.5 | 17.0 |
| S52LSD | 38.10 | 16.40 | 20.00 | 17.5 | 54.5 | 71.0 | 6.5 | 16.5 |
| S52LVSD | 38.10 | 17.80 | 20.00 | 19.2 | 62.0 | 85.5 | 6.4 | 16.7 |
| S52LVSDF1 | 38.10 | 17.80 | 20.00 | 19.2 | 54.5 | 71.0 | 7.0 | 16.7 |
| S52SD | 38.10 | 22.23 | 20.00 | 19.2 | 62.0 | 88.5 | 6.4 | 17.3 |
| S52SDF1 | 38.10 | 15.80 | 19.56 | 20.0 | 56.0 | 82.0 | 6.4 | 17.3 |
| S52SDF2 | 38.10 | 22.20 | 20.20 | 37.2 | 57.6 | 86.2 | 6.5 | 16.4 |
| S55F2 | 41.40 | 22.23 | 20.00 | 37.0 | 58.0 | 87.0 | 6.4 | 17.3 |
| S55F3 | 41.40 | 22.23 | 20.50 | 33.2 | 58.0 | 85.6 | 6.6 | 17.3 |
| S55F4 | 41.40 | 22.23 | 20.00 | 37.0 | 58.0 | 87.0 | 6.6 | 17.3 |
| S55F6 | 41.40 | 22.23 | 20.00 | 30.0 | 58.0 | 87.0 | 6.4 | 17.3 |
| S55F7 | 41.40 | 22.23 | 20.50 | 33.2 | 62.0 | 85.6 | 6.6 | 17.3 |
| S55RSDF1 | 41.40 | 22.23 | 20.50 | 33.2 | 62.0 | 85.6 | 6.6 | 22.4 |
| S55SDF2 | 41.40 | 22.23 | 20.00 | 33.4 | 58.0 | 86.0 | 6.6 | 17.3 |
| S55SDF4 | 41.40 | 22.23 | 25.00 | 36.0 | 58.0 | 85.0 | 6.5 | 17.3 |
| S55SDF6 | 41.40 | 22.23 | 20.00 | 37.0 | 58.0 | 87.0 | 8.5 | 17.3 |
| S62SD | 41.91 | 26.20 | 20.00 | 32.6 | 61.4 | 92.0 | 6.4 | 17.3 |

S型钢制农机链附件

S type steel agricultural chain attachments

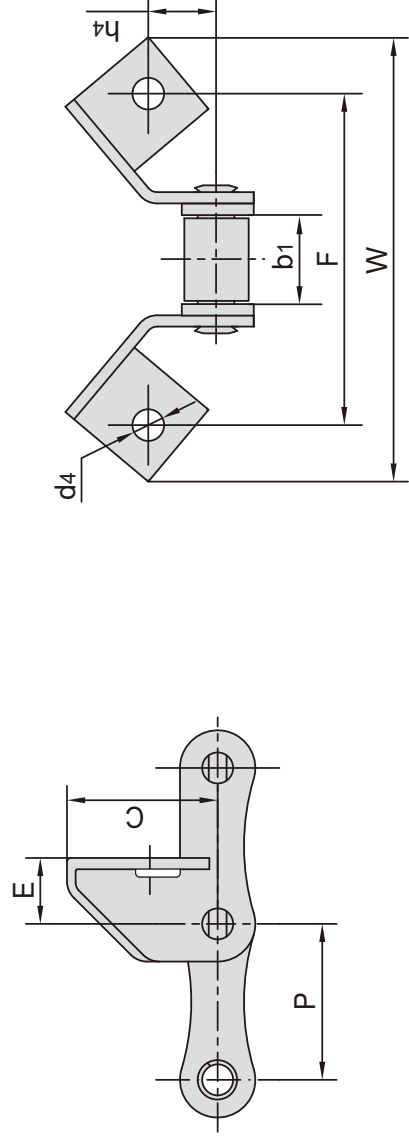


| 东华链号 Donghua Chain No. | P mm | b1 mm | C mm | E mm | F mm | W mm | d4 mm | h2 mm |
|------------------------------|---------|----------|---------|---------|---------|---------|----------|----------|
| S45HSDf3 | 41.4 | 22.23 | 17.5 | 31.1 | 63.5 | 84.0 | 8.3 | 17.3 |
| S45SDF1 | 41.4 | 22.23 | 17.5 | 31.9 | 62.0 | 91.0 | 8.5 | 17.3 |
| S45SDF3 | 41.4 | 22.23 | 16.5 | 31.9 | 62.0 | 91.0 | 8.5 | 17.3 |
| S45V | 41.4 | 22.23 | 21.0 | 28.5 | 62.4 | 83.4 | 8.8 | 17.3 |
| S55F12SD | 41.4 | 22.23 | 20.0 | 30.0 | 61.6 | 94.7 | 6.5 | 17.3 |
| S55HSDf3 | 41.4 | 22.23 | 20.6 | 32.5 | 64.0 | 91.0 | 8.5 | 20.4 |
| S55SDF1 | 41.4 | 22.23 | 20.0 | 31.9 | 58.0 | 89.2 | 6.5 | 17.3 |
| S55V | 41.4 | 22.23 | 21.0 | 28.5 | 57.5 | 83.4 | 6.5 | 17.3 |

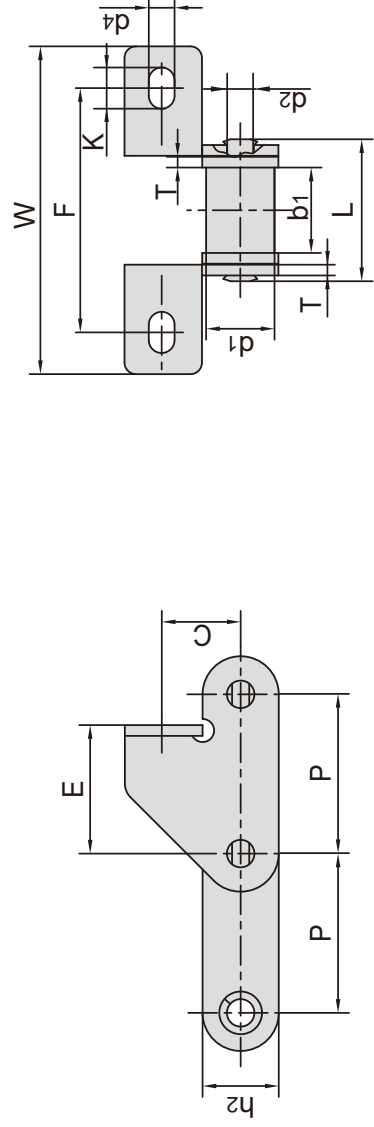


| 东华链号 Donghua Chain No. | P mm | d1 mm | b1 mm | C mm | E mm | F mm | W mm | d4 mm | h2 mm |
|------------------------------|---------|----------|----------|---------|---------|---------|---------|----------|----------|
| S52F11SD | 38.1 | 16.00 | 17.50 | 21.0 | 23.0 | 55.0 | 75.0 | 8.3 | 20.0 |
| S52F3 | 38.4 | 15.88 | 18.50 | 24.0 | 37.4 | 52.0 | 73.0 | 8.7 | 17.5 |
| C45F1SD | 41.4 | 15.24 | 22.23 | 19.7 | 41.7 | 58.0 | 90.0 | 6.6 | 17.3 |

S型钢制农机链附件 S type steel agricultural chain attachments



| 东华链号 Donghua Chain No. | P mm | b1 mm | C mm | E mm | F mm | W mm | h4 mm | d4 mm |
|------------------------------|---------|----------|---------|---------|---------|---------|----------|----------|
| 55VSE | 41.4 | 22.23 | 41.0 | 17.5 | 88 | 118 | 18.44 | 8.4 |
| 55VSEL | 41.4 | 22.23 | 41.0 | 31.3 | 88 | 118 | 18.44 | 8.4 |
| 55VSEF1 | 41.4 | 22.23 | 40.0 | 25.0 | 88 | 118 | 18.00 | 8.4 |
| CA645SE | 41.4 | 22.23 | 40.0 | 17.5 | 88 | 118 | 18.00 | 8.4 |

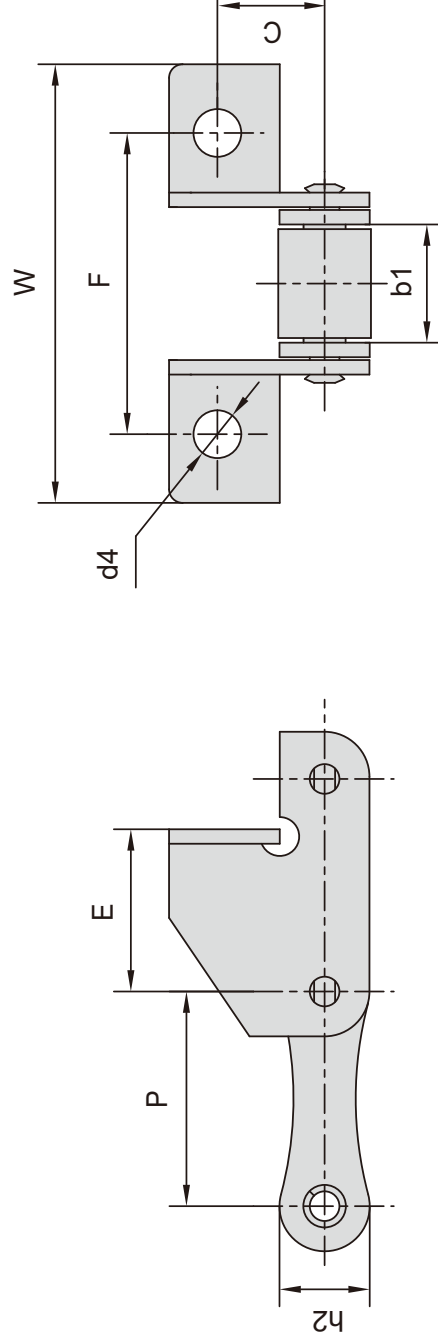


| 东华链号 Donghua Chain No. | P mm | C mm | E mm | F mm | W mm | d4 mm | K mm |
|------------------------------|---------|---------|---------|---------|---------|----------|---------|
| S55F9SD | 41.4 | 20.5 | 33.4 | 62.0 | 85.4 | 6.7 | 10.7 |
| S55HSDF2 | 41.4 | 20.6 | 32.5 | 64.0 | 91.0 | 7.5 | 10.7 |
| 55VF1SDF1 | 41.4 | 18.8 | 26.7 | 65.5 | 90.0 | 8.5 | 10.0 |

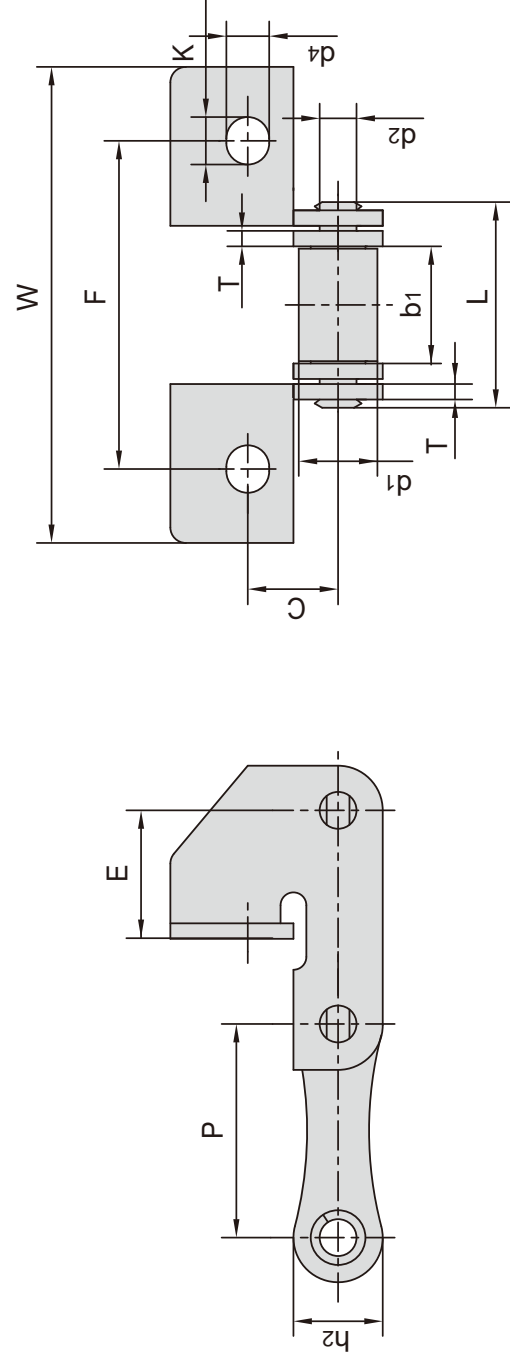
| 东华链号 Donghua ChainNo. | 节距 Pitch P mm | 滚子直径 Roller diameter d1 max mm | 内节内宽 Width between inner plates b1 min mm | 销轴直径 Pin diameter d2 max mm | 销轴长度 Pin length L max mm | 链板尺寸 Plate dimension | | 抗拉强度 Tensile strength Q min kN/lbf | 每米重量 Weight per meter q kg/m |
|-----------------------------|------------------------|---|---|--|---|----------------------------|---------|---|---|
| | | | | | | h2 max mm | T mm | | |
| S55F9SD | 41.4 | 17.78 | 22.20 | 7.14 | 37.0 | 19.8 | 2.8 | 35.0/7873 | 2.7 |
| S55HSDF2 | 41.4 | 15.20 | 22.23 | 8.28 | 39.5 | 20.4 | 3.0 | 45.0/10116 | 2.6 |
| 55VF1SDF1 | 41.4 | 17.90 | 22.23 | 8.22 | 39.3 | 21.4 | 3.0 | 45.0/10116 | 2.9 |

S型钢制农机链附件

S type steel agricultural chain attachments



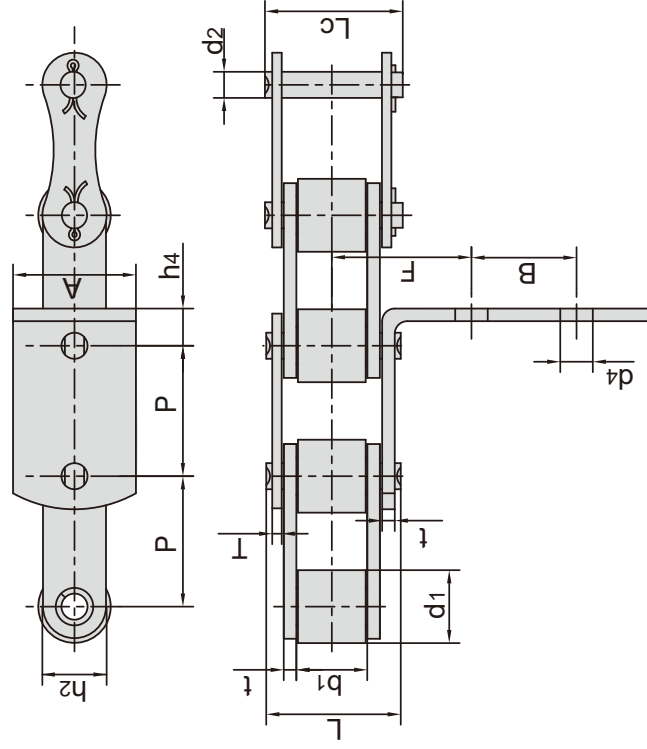
| 东华链号 Donghua Chain No. | P mm | b1 mm | C mm | E mm | F mm | W mm | d4 mm | h2 mm |
|------------------------------|---------|----------|---------|---------|---------|---------|----------|----------|
| CA2060F1SD | 38.1 | 12.70 | 21.0 | 29.7 | 47.6 | 82.5 | 6.4 | 17.3 |
| S55F1 | 41.4 | 22.23 | 19.0 | 31.9 | 62.0 | 89.2 | 8.3 | 17.3 |
| S55F10SD | 41.4 | 22.23 | 20.0 | 30.0 | 57.0 | 90.1 | 6.5 | 17.3 |
| S55H(T)SDF3 | 41.4 | 22.23 | 20.6 | 31.6 | 63.5 | 90.5 | 8.5 | 20.4 |
| S55HSDF1 | 41.4 | 22.23 | 20.6 | 41.8 | 64.0 | 91.0 | 8.4 | 20.4 |
| S55RHSDf | 41.4 | 22.23 | 25.4 | 31.5 | 71.0 | 101.0 | 7.0 | 22.4 |
| S55RHSDf1 | 41.4 | 22.23 | 25.4 | 31.5 | 71.0 | 101.0 | 8.5 | 22.4 |
| S55RSD | 41.4 | 22.23 | 19.0 | 31.9 | 62.0 | 89.2 | 8.3 | 22.4 |
| S55SDF3 | 41.4 | 22.23 | 17.2 | 31.9 | 62.0 | 92.0 | 8.3 | 17.3 |



| 东华链号 Donghua Chain No. | 节距 Pitch P mm | 滚子直径 Roller diameter d1 mm | | 内节内宽 Width between inner plates b1 mm | | 销轴直径 Pin diameter d2 mm | | 销轴长度 Pin length L mm | | 链板尺寸 Plate dimension h2 mm | | 附件尺寸 Attachment dimension | | | | 抗拉强度 Tensile strength Q min kN/lbf | | 每米重量 Weight per meter q kg/m | |
|------------------------------|------------------------|--|-------|--|-------|-------------------------------------|------|----------------------------------|------|--|------|---------------------------------|------|------|------|---|------|---|------|
| | | max | mm | min | mm | max | mm | max | mm | max | mm | C | E | F | W | d4 | K | Q | q |
| S45HF1 | 41.4 | 15.24 | 15.24 | 22.23 | 22.23 | 7.14 | 7.14 | 39.5 | 39.5 | 17.3 | 17.3 | 17.5 | 24.9 | 63.4 | 92.0 | 8.3 | 9.2 | 36.75/8267 | 2.00 |
| S45HSDF1 | 41.4 | 15.24 | 15.24 | 22.23 | 22.23 | 7.14 | 7.14 | 39.5 | 39.5 | 17.3 | 17.3 | 17.5 | 31.1 | 63.5 | 84.0 | 8.3 | 9.2 | 36.75/8267 | 2.60 |
| S55H(T)SD | 41.4 | 17.78 | 17.78 | 22.23 | 22.23 | 8.28 | 8.28 | 39.5 | 39.5 | 20.4 | 20.4 | 20.6 | 32.5 | 63.5 | 90.5 | 7.5 | 10.7 | 45.00/10122 | 2.45 |
| S55HSD | 41.4 | 17.78 | 17.78 | 22.23 | 22.23 | 8.28 | 8.28 | 39.5 | 39.5 | 20.4 | 20.4 | 20.6 | 32.5 | 64.0 | 91.0 | 7.5 | 10.7 | 45.00/10122 | 2.90 |

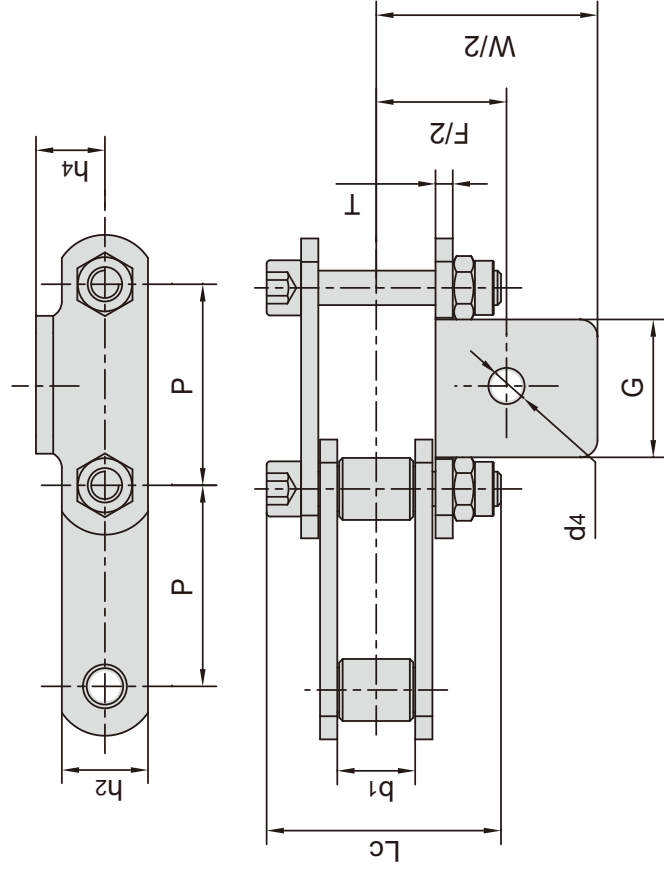
S型钢制农机链附件

S type steel agricultural chain attachments



| 东华链号 Donghua Chain No. | P | A | B | F | h4 | d4 |
|------------------------------|------|------|----|------|------|-----|
| S55HF2 | 41.4 | 39.0 | 50 | 61.0 | 11.8 | 8.3 |
| S55HF1 | 41.4 | 30.0 | 30 | 32.0 | 13.5 | 6.5 |

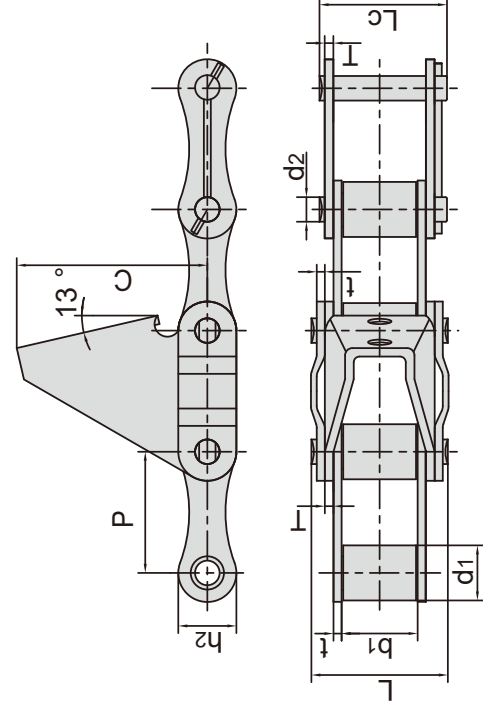
| 东华链号 Donghua Chain No. | 节距 Pitch P mm | 滚子直径 Roller diameter d1 max mm | 内节内宽 Width between inner plates b1 min mm | 销轴直径 Pin diameter d2 max mm | 销轴长度 Pin length L max mm | Lc max mm | 链板尺寸 Plate dimension | | 抗拉强度 Tensile strength Q min kN/lbf | 每米长重 Weight per meter q kg/m |
|------------------------------|------------------------|---|---|--|---|-----------------|----------------------------|-----------|---|---|
| | | | | | | | h2 max mm | t/T mm | | |
| S55HF2 | 41.4 | 23.00 | 22.23 | 8.28 | 42.0 | 45.5 | 20.0 | 4.0/3.0 | 47.5/10685 | 4.27 |
| S55HF1 | 41.4 | 17.78 | 22.23 | 8.28 | 39.5 | 42.8 | 20.4 | 3.0 | 45.0/10122 | 2.90 |



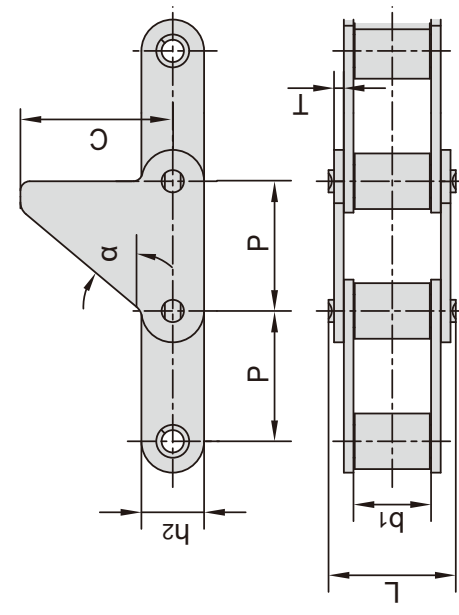
| 东华链号 Donghua Chain No. | P | b1 | G | F | W | h4 | d4 | h2 | Lc | T |
|------------------------------|-------|-------|------|------|-------|------|------|------|------|-----|
| S77A1F2 | 58.34 | 22.23 | 40.0 | 75.0 | 126.0 | 21.0 | 10.5 | 30.0 | 67.0 | 5.0 |
| S77A1F3 | 58.34 | 22.23 | 40.0 | 79.0 | 132.0 | 21.0 | 10.5 | 30.0 | 71.0 | 6.0 |
| S77F1A1 | 58.34 | 22.23 | 40.0 | 77.0 | 128.0 | 20.0 | 10.5 | 25.0 | 68.0 | 5.0 |
| S77F2A1 | 58.34 | 22.23 | 40.0 | 77.0 | 132.0 | 25.0 | 10.5 | 30.0 | 72.0 | 6.0 |

S型钢制农机链附件

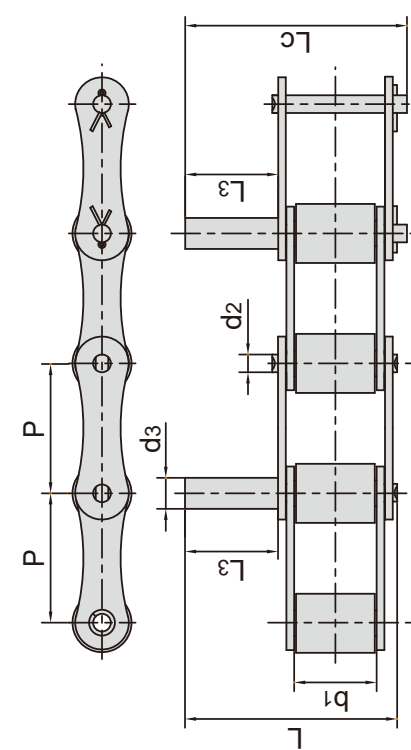
S type steel agricultural chain attachments



| 东华链号 Donghua Chain No. | 节距 Pitch | 滚子直径 Roller diameter | 内节内宽 Width between inner plates | 销轴直径 Pin diameter | 销轴长度 Pin length | | 链板尺寸 Plate dimension | | 抗拉强度 Tensile strength | 平均抗拉强度 Average tensile strength |
|------------------------------|-------------|----------------------------|--|-------------------------|-----------------------|-----------------|----------------------------|---------|-----------------------------|--|
| | P mm | d1 max mm | b1 min mm | d2 max mm | L max mm | Lc max mm | t/T mm | C mm | Q min kN/lbf | Q0 kN |
| S62R-C6E | 41.91 | 19.05 | 25.8 | 8.5 | 47.8 | 44.6 | 2.8/3.0 | 66.0 | 42.0/9448 | 43.7 |



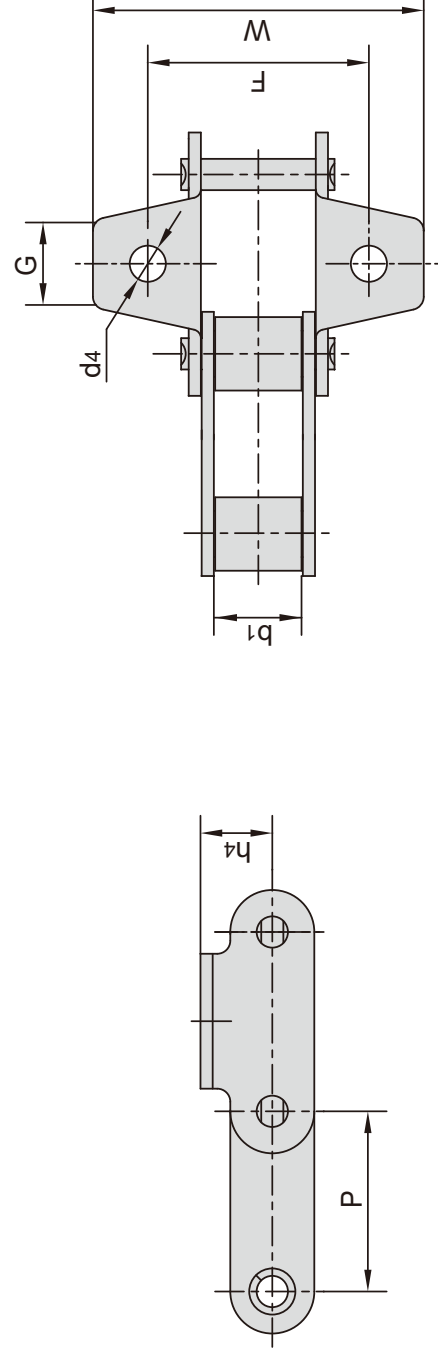
| 东华链号 Donghua Chain No. | P mm | b1 mm | C mm | α | L mm | T mm | h2 mm |
|------------------------------|---------|----------|---------|-----|---------|---------|----------|
| S62F1 | 41.91 | 25.4 | 60.0 | 50° | 41.9 | 3.0 | 20.0 |



| 东华链号 Donghua Chain No. | P mm | b1 mm | d2 mm | d3 mm | L3 mm | L mm | Lc mm |
|------------------------------|---------|----------|----------|----------|----------|---------|----------|
| S62-D4 | 41.91 | 26.20 | 5.72 | 10.00 | 35 | 73.8 | 76.5 |
| S42-D1F1 | 34.93 | 19.05 | 7.00 | 9.95 | 25 | 58.0 | 61.0 |
| S42-D2 | 34.93 | 19.05 | 7.00 | 10.00 | 30 | 63.0 | 65.7 |
| S62-D3F1 | 41.91 | 26.20 | 5.72 | 5.72 | 18 | 56.8 | 59.5 |

C型/CA型钢制农机链附件

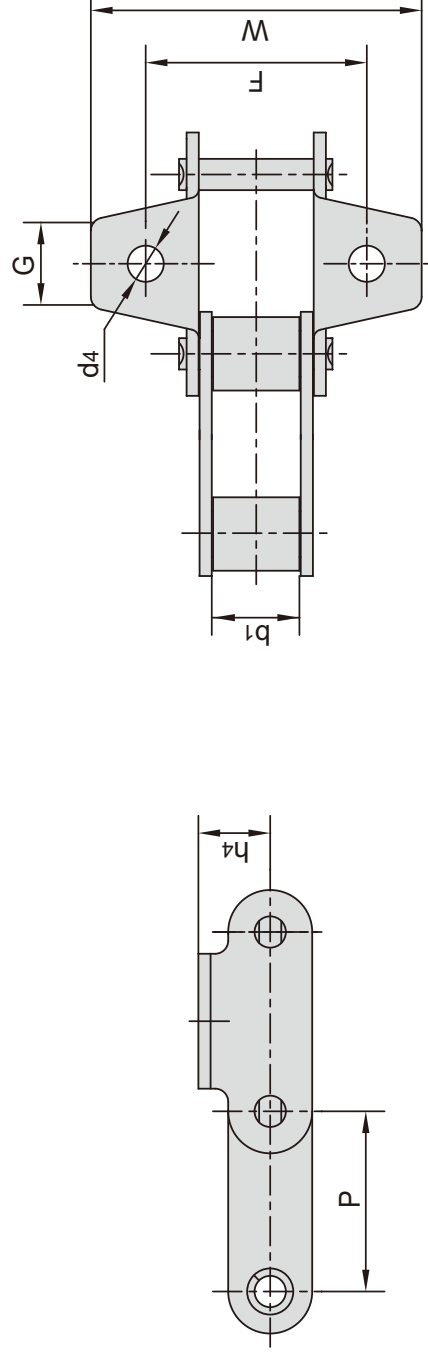
C type and CA type steel agricultural chain attachments



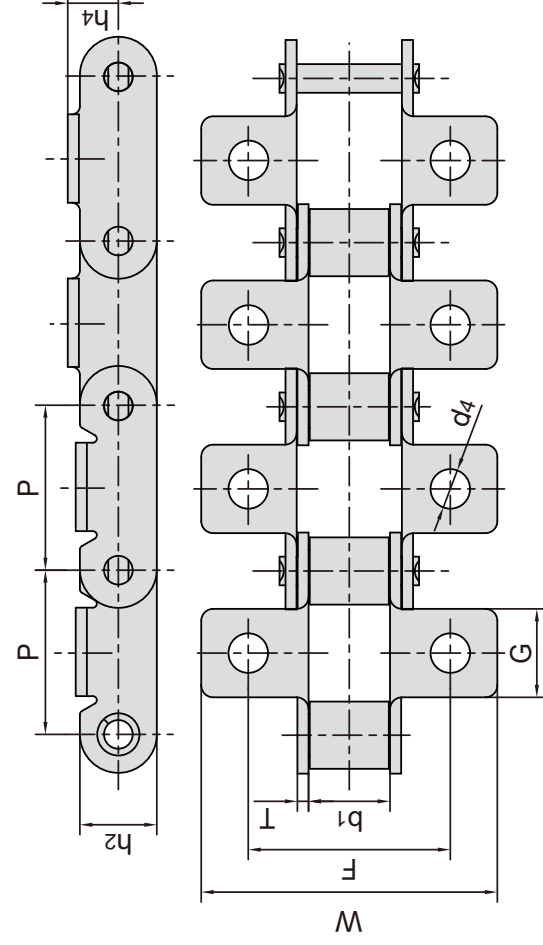
| 东华链号 Donghua Chain No. | P mm | b1 mm | G mm | F mm | W mm | h4 mm | d4 mm |
|------------------------------|---------|----------|---------|---------|---------|----------|----------|
| 38.4RK1F1 | 38.4 | 19.05 | 22.00 | 58.0 | 83.00 | 15.4 | 9.00 |
| 38.4RK1F2 | 38.4 | 19.05 | 22.00 | 57.5 | 82.00 | 16.0 | 9.00 |
| 38.4RK1F3 | 38.4 | 19.05 | 20.00 | 58.0 | 84.40 | 15.5 | 8.50 |
| 38.4RK1F4 | 38.4 | 19.05 | 20.00 | 57.0 | 75.00 | 16.0 | 8.50 |
| 38.4RK1F7 | 38.4 | 19.05 | 22.00 | 57.5 | 82.00 | 16.0 | 10.50 |
| 38.4RK1F8 | 38.4 | 19.05 | 20.30 | 57.0 | 78.00 | 16.0 | 8.60 |
| 38.4RK1F9 | 38.4 | 19.05 | 20.00 | 57.0 | 73.00 | 10.7 | 6.50 |
| 38.4RK1F10 | 38.4 | 19.05 | 20.00 | 57.0 | 78.00 | 16.0 | 8.50 |
| 38.4SHK1 | 38.4 | 19.00 | 20.00 | 57.0 | 75.00 | 16.0 | 8.60 |
| 38.4VF3K1 | 38.4 | 18.00 | 20.00 | 58.0 | 79.00 | 15.4 | 9.00 |
| 38.4VF3K1F2 | 38.4 | 18.00 | 20.00 | 57.5 | 79.00 | 15.4 | 8.50 |
| 38.4VK1 | 38.4 | 18.00 | 22.00 | 57.5 | 82.00 | 15.4 | 9.00 |
| 38.4VK1F6 | 38.4 | 18.00 | 22.00 | 56.8 | 74.80 | 16.3 | 8.50 |
| 38.4VK1F7 | 38.4 | 18.00 | 22.00 | 57.5 | 82.00 | 15.4 | 8.40 |
| 38.4VK1F9 | 38.4 | 18.00 | 22.00 | 56.8 | 82.00 | 16.3 | 8.70 |
| C55VK1 | 41.4 | 22.23 | 23.00 | 58.0 | 75.60 | 15.0 | 9.00 |
| C55VK1F1 | 41.4 | 22.23 | 30.00 | 58.0 | 76.00 | 16.0 | 9.00 |
| CA550A29 | 41.4 | 19.81 | 22.23 | 50.8 | 71.40 | 12.7 | 9.92 |
| CA550F5AK29M | 41.4 | 20.24 | 26.20 | 50.8 | 75.40 | 16.5 | 10.24 |
| CA550AK4F2 | 41.4 | 20.24 | 26.00 | 54.0 | 80.60 | 16.5 | 10.30 |
| CA550F2 | 41.4 | 19.50 | 22.00 | 50.8 | 72.00 | 14.7 | 8.50 |
| CA550F4K19 | 41.4 | 20.24 | 22.23 | 50.8 | 77.80 | 12.7 | 6.75 |
| CA550AK29M | 41.4 | 19.81 | 26.20 | 50.8 | 75.40 | 16.5 | 10.24 |
| CA550F5K1 | 41.4 | 20.24 | 22.20 | 54.0 | 71.50 | 12.7 | 8.50 |
| CA550F5K29F1 | 41.4 | 20.24 | 22.00 | 50.8 | 75.40 | 12.7 | 10.30 |
| CA550K1F1 | 41.4 | 19.81 | 20.00 | 54.0 | 76.20 | 16.5 | 8.30 |
| CA550K1F15 | 41.4 | 19.81 | 22.00 | 50.8 | 76.20 | 12.7 | 8.50 |
| CA550K1F16 | 41.4 | 19.81 | 22.00 | 53.8 | 75.00 | 11.7 | 8.50 |
| CA550K1F18 | 41.4 | 19.81 | 22.20 | 53.7 | 71.10 | 12.7 | 9.90 |

C型/CA型钢制农机链附件

C type and CA type steel agricultural chain attachments



| 东华链号 Donghua Chain No. | P mm | b1 mm | G mm | F mm | W mm | h4 mm | d4 mm |
|------------------------------|---------|----------|---------|---------|---------|----------|----------|
| CA550K1F2 | 41.4 | 19.81 | 20.00 | 50.8 | 76.20 | 16.5 | 8.30 |
| CA550K1F7 | 41.4 | 19.81 | 26.20 | 50.8 | 75.40 | 16.5 | 8.40 |
| CA550K25 | 41.4 | 19.81 | 22.23 | 50.8 | 71.40 | 12.7 | 8.70 |
| CA550K29F1 | 41.4 | 19.81 | 22.20 | 50.8 | 75.40 | 12.7 | 10.30 |
| CA550VF2K1 | 41.4 | 19.05 | 27.18 | 51.0 | 75.54 | 16.5 | 8.33 |
| CA550VK1 | 41.4 | 19.05 | 27.00 | 54.0 | 75.54 | 16.5 | 8.50 |
| CA550VK1F1 | 41.4 | 19.05 | 27.00 | 50.8 | 75.54 | 16.5 | 8.50 |
| CA557F7K1 | 41.4 | 20.24 | 25.70 | 57.2 | 78.20 | 16.5 | 10.50 |
| CA557K1 | 41.4 | 20.24 | 22.00 | 50.8 | 72.00 | 15.9 | 8.70 |
| CA557K1F2 | 41.4 | 20.24 | 22.00 | 50.8 | 72.00 | 15.9 | 8.30 |

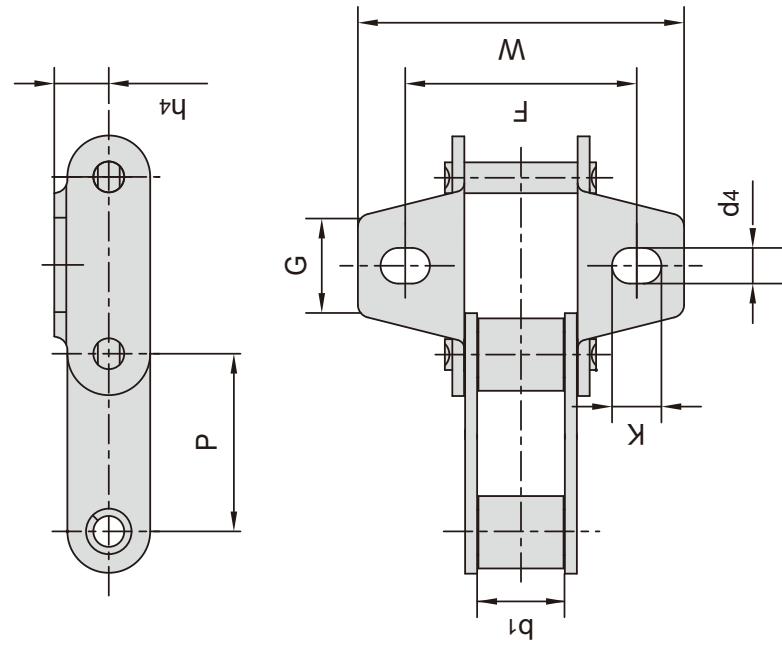


| 东华链号 Donghua Chain No. | P mm | b1 mm | G mm | F mm | W mm | h2 mm | h4 mm | T mm | d4 mm |
|------------------------------|---------|----------|---------|---------|---------|----------|----------|---------|----------|
| CA550K11 | 41.40 | 19.81 | 22.2 | 50.8 | 75.4 | 19.3 | 10.7 | 2.80 | 9.92 |
| CA550K17 | 41.40 | 19.81 | 22.2 | 54.0 | 76.2 | 19.3 | 12.7 | 2.80 | 6.75 |
| CA550K20 | 41.40 | 19.81 | 22.2 | 50.8 | 76.2 | 19.3 | 12.7 | 2.80 | 6.75 |
| CA550K22 | 41.40 | 19.81 | 22.2 | 54.0 | 76.2 | 19.3 | 12.7 | 2.80 | 9.53 |
| CA550K1F8 | 41.40 | 19.81 | 22.2 | 50.8 | 75.4 | 19.3 | 10.7 | 2.80 | 6.75 |
| CA550K1F17 | 41.40 | 19.81 | 22.2 | 50.5 | 67.1 | 19.3 | 10.7 | 2.80 | 6.75 |
| CA557K1F3 | 41.40 | 20.24 | 38.1 | 75.5 | 107.4 | 23.1 | 15.9 | 3.10 | 10.30 |
| CA620K1F2 | 42.01 | 24.51 | 22.2 | 62.7 | 80.2 | 20.2 | 11.5 | 3.25 | 6.75 |
| CA620K1S | 42.01 | 24.51 | 22.2 | 62.7 | 80.2 | 20.2 | 11.5 | 3.25 | 8.33 |

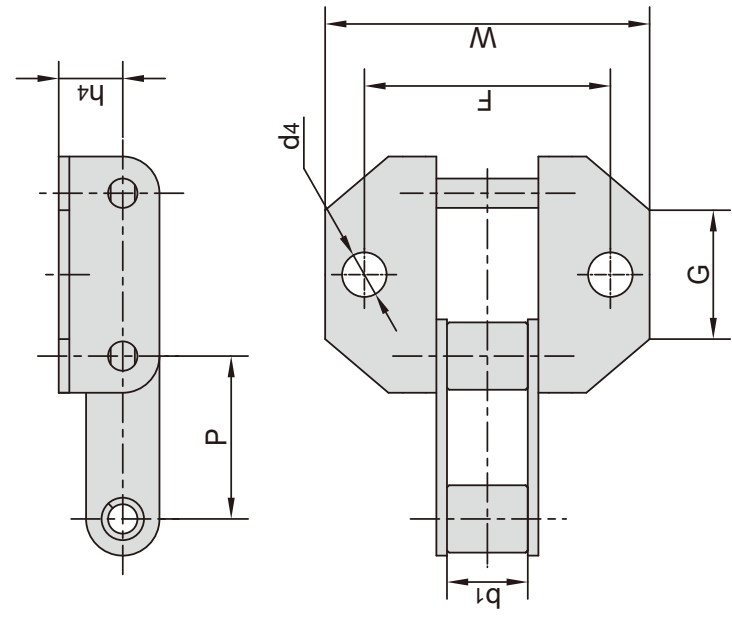
C型/CA型钢制农机链附件

C type and CA type steel agricultural chain attachments

| 东华链号 Donghua Chain No. | P mm | b ₁ mm | G mm | F mm | W mm | h ₄ mm | d ₄ mm | K mm |
|------------------------------|---------|----------------------|---------|---------|---------|----------------------|----------------------|---------|
| CA550K1 | 41.4 | 19.81 | 22.00 | 52.5 | 76.2 | 12.7 | 8.3 | 10.0 |
| CA550K1F3 | 41.4 | 19.81 | 22.00 | 54.0 | 76.2 | 12.7 | 8.3 | 11.5 |
| CA550F4K19F1 | 41.4 | 20.24 | 22.23 | 52.5 | 76.2 | 12.7 | 8.3 | 10.0 |
| CA550K1F9 | 41.4 | 19.81 | 22.00 | 50.8 | 76.2 | 12.7 | 8.3 | 11.7 |
| CA555K1 | 41.4 | 12.70 | 22.00 | 52.5 | 76.2 | 12.7 | 8.3 | 10.0 |

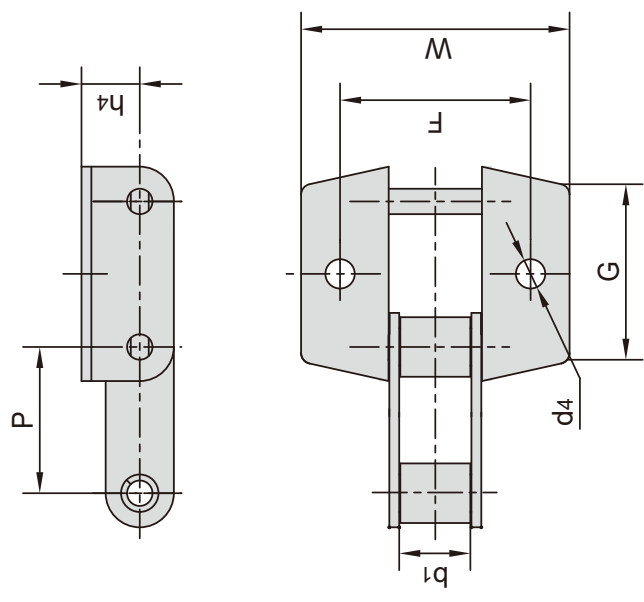


| 东华链号 Donghua Chain No. | P mm | b ₁ mm | G mm | F mm | W mm | h ₄ mm | d ₄ mm |
|------------------------------|---------|----------------------|---------|---------|---------|----------------------|----------------------|
| 38.4RF5K1 | 38.4 | 19.05 | 29.1 | 58.0 | 76.5 | 11.0 | 8.0 |
| 38.4RF7K1 | 38.4 | 19.05 | 30.0 | 59.7 | 78.5 | 11.4 | 8.3 |
| 38.4RK1 | 38.4 | 19.05 | 29.1 | 58.0 | 76.5 | 15.1 | 10.5 |
| 38.4RK1F11 | 38.4 | 19.05 | 40.0 | 57.0 | 86.0 | 16.0 | 10.5 |
| 38.4RK1F6 | 38.4 | 19.05 | 40.0 | 57.0 | 84.0 | 16.5 | 10.3 |
| 38.4VBF3 | 38.4 | 19.05 | 40.0 | 57.0 | 86.0 | 16.0 | 10.3 |
| 38.4VBK1 | 38.4 | 19.05 | 29.0 | 58.0 | 87.0 | 14.0 | 10.5 |
| 38.4VBK1F3 | 38.4 | 19.05 | 39.0 | 57.0 | 80.0 | 16.0 | 10.5 |
| 38.4VK1F1 | 38.4 | 18.00 | 29.1 | 57.0 | 75.0 | 15.1 | 8.5 |
| 38.4VK1F10 | 38.4 | 18.00 | 39.0 | 58.4 | 82.4 | 14.5 | 10.5 |
| 38.4VK1F11 | 38.4 | 18.00 | 35.0 | 57.0 | 76.1 | 16.0 | 9.0 |
| 38.4VK1F2 | 38.4 | 18.00 | 29.1 | 57.0 | 75.0 | 15.1 | 10.5 |
| 38.4VK1F3 | 38.4 | 18.00 | 29.1 | 57.0 | 75.0 | 15.1 | 9.0 |
| CA550HF7K1 | 41.4 | 20.00 | 22.6 | 56.7 | 74.3 | 13.2 | 8.5 |
| CA550HK1 | 41.4 | 20.00 | 22.6 | 54.0 | 71.5 | 12.7 | 8.5 |
| CA550K18 | 41.4 | 19.81 | 22.6 | 54.0 | 71.6 | 12.7 | 8.5 |
| CA550K1F6 | 41.4 | 19.81 | 48.5 | 54.0 | 76.2 | 16.5 | 10.5 |
| CA550VK18 | 41.4 | 19.05 | 22.6 | 54.0 | 71.6 | 12.7 | 8.5 |

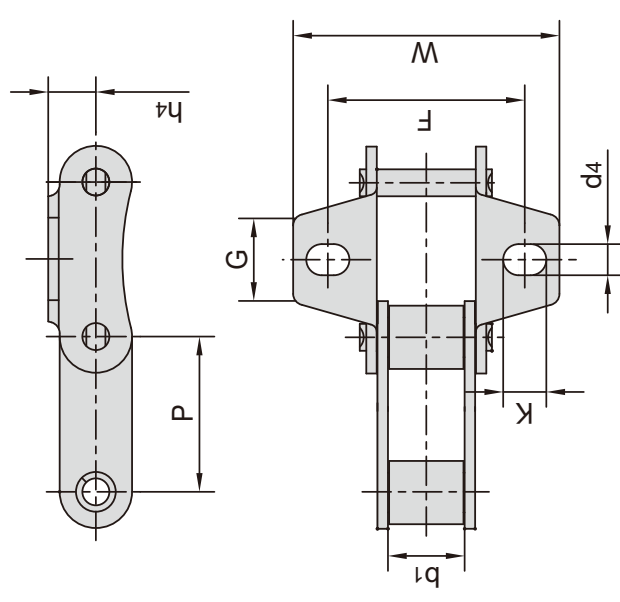


C型/CA型钢制农机链附件 C type and CA type steel agricultural chain attachments

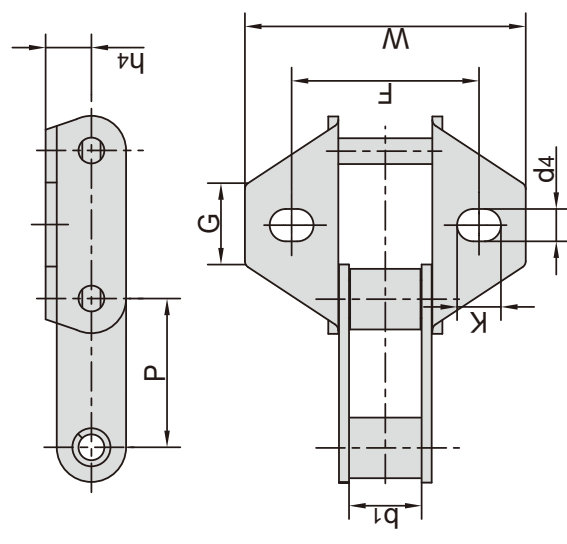
| 东华链号 Donghua Chain No. | P mm | b1 mm | G mm | F mm | W mm | h4 mm | d4 mm |
|------------------------------|---------|----------|---------|---------|---------|----------|----------|
| 38.4VK1F8 | 38.40 | 18.00 | 40.0 | 57.0 | 86.00 | 16.0 | 10.5 |
| 38.4VBF5 | 38.40 | 19.05 | 40.0 | 57.0 | 86.00 | 14.0 | 10.5 |
| 38.4VBF6 | 38.40 | 19.05 | 20.0 | 57.0 | 75.00 | 16.0 | 8.6 |
| 38.4VBF7 | 38.40 | 19.05 | 40.0 | 58.5 | 86.60 | 14.0 | 10.5 |
| CA550K1F4 | 41.40 | 19.81 | 48.5 | 54.0 | 76.20 | 16.5 | 8.5 |
| CA550VK1F3 | 41.40 | 19.05 | 56.0 | 54.0 | 75.54 | 16.5 | 8.5 |
| CA550K1F6 | 41.40 | 19.81 | 48.5 | 54.0 | 76.20 | 16.5 | 10.5 |
| CA550K18 | 41.40 | 19.81 | 22.6 | 54.0 | 71.60 | 12.7 | 8.5 |
| CA620A1F1 | 42.01 | 24.51 | 63.5 | 67.7 | 91.70 | 16.1 | 10.5 |
| CA620WK1F1 | 42.01 | 24.51 | 62.2 | 69.0 | 90.80 | 16.2 | 10.3 |



| 东华链号 Donghua Chain No. | P mm | b1 mm | G mm | F mm | W mm | h4 mm | d4 mm | K mm |
|------------------------------|---------|----------|---------|---------|---------|----------|----------|---------|
| CA550K19 | 41.4 | 19.81 | 22.0 | 50.8 | 71.0 | 12.7 | 8.3 | 11.0 |
| CA550K19F1 | 41.4 | 19.81 | 22.0 | 54.0 | 71.0 | 12.7 | 8.3 | 11.0 |
| CA550K19F2 | 41.4 | 19.81 | 25.4 | 50.8 | 71.0 | 12.7 | 8.4 | 11.5 |



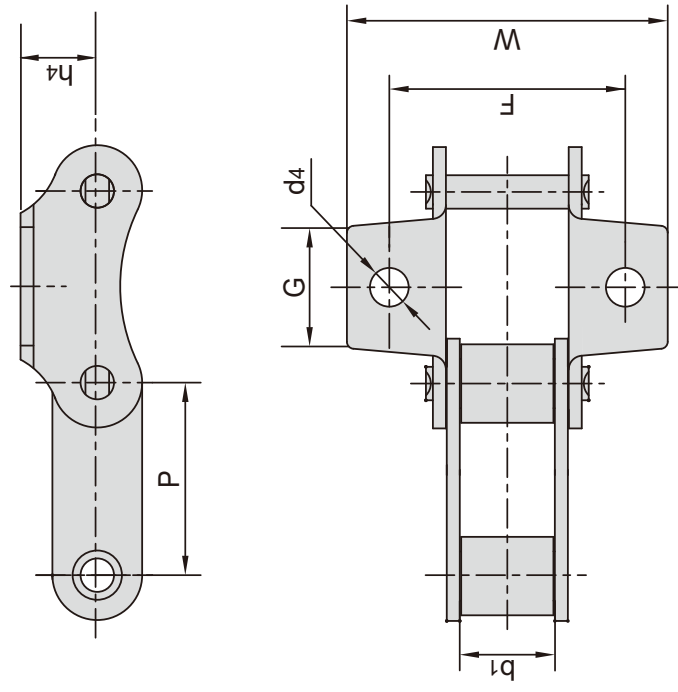
| 东华链号 Donghua Chain No. | P mm | b1 mm | G mm | F mm | W mm | h4 mm | d4 mm | K mm |
|------------------------------|---------|----------|---------|---------|---------|----------|----------|---------|
| CA550K1F21 | 41.4 | 19.81 | 22.60 | 53.60 | 73.0 | 12.4 | 10.4 | 12.0 |
| CA550VK1F4 | 41.4 | 19.05 | 34.00 | 54.00 | 83.0 | 15.0 | 8.2 | 11.5 |
| CA557F2 | 41.4 | 20.24 | 22.23 | 53.98 | 79.3 | 14.3 | 9.9 | 13.6 |



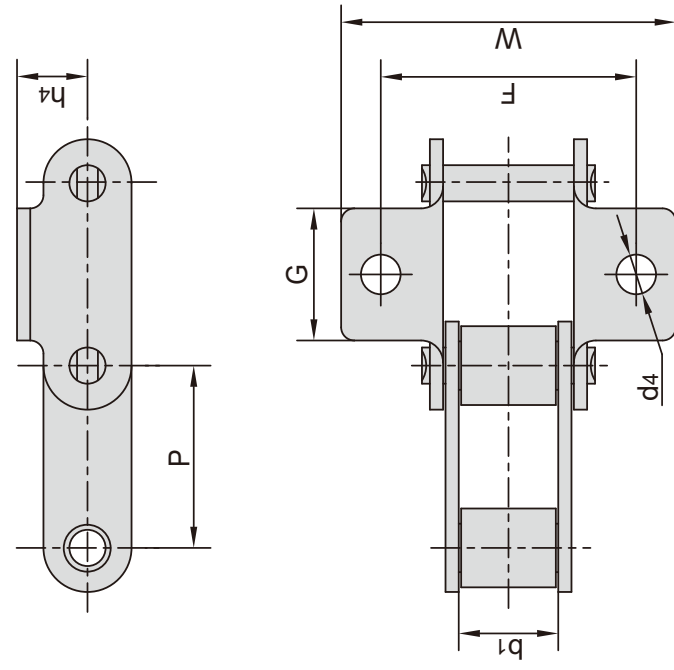
C型/CA型钢制农机链附件

C type and CA type steel agricultural chain attachments

| 东华链号 Donghua Chain No. | P | b ₁ | G | F | W | h ₄ | d ₄ |
|------------------------------|------|----------------|-------|-------|------|----------------|----------------|
| | mm | mm | mm | mm | mm | mm | mm |
| CA550F1 | 41.4 | 19.81 | 22.23 | 53.95 | 70.6 | 12.7 | 9.90 |
| CA550F20K19 | 41.4 | 20.24 | 22.00 | 50.80 | 71.0 | 12.7 | 9.75 |
| CA550K19F3 | 41.4 | 19.81 | 25.50 | 50.80 | 68.4 | 16.5 | 8.33 |
| CA550K1F20 | 41.4 | 19.81 | 22.20 | 50.50 | 71.1 | 12.7 | 8.33 |
| CA550VK19F1 | 41.4 | 19.05 | 25.50 | 50.80 | 67.8 | 16.5 | 8.33 |
| CA557AK4 | 41.4 | 20.24 | 26.19 | 50.80 | 69.4 | 16.5 | 8.33 |
| CA557AK4F1 | 41.4 | 20.24 | 26.00 | 53.50 | 80.6 | 16.5 | 10.70 |
| CA557K1F9 | 41.4 | 20.24 | 21.00 | 55.00 | 78.5 | 17.4 | 10.00 |

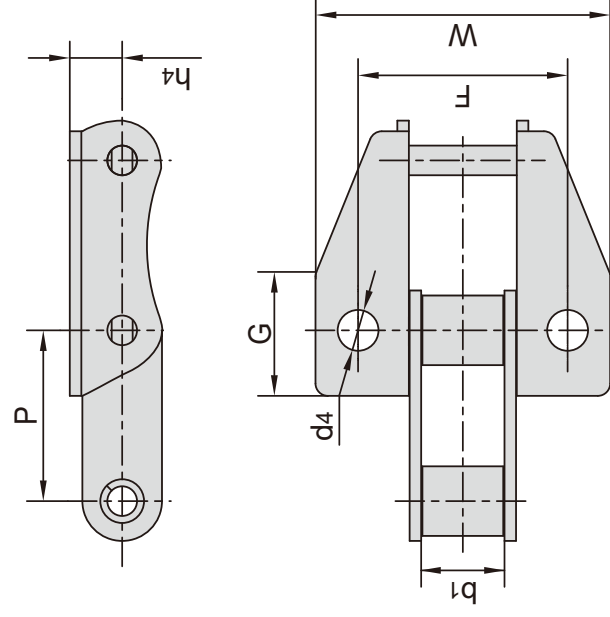


| 东华链号 Donghua Chain No. | P | b ₁ | G | F | W | h ₄ | d ₄ |
|------------------------------|-------|----------------|------|------|-------|----------------|----------------|
| | mm | mm | mm | mm | mm | mm | mm |
| CA2060A1F1 | 38.10 | 12.57 | 28.6 | 42.9 | 67.8 | 14.7 | 5.50 |
| CA2060HA1F1 | 38.10 | 12.57 | 27.0 | 38.0 | 56.0 | 13.0 | 8.30 |
| CA2060HK1F2 | 38.10 | 12.57 | 28.6 | 42.9 | 67.8 | 14.7 | 5.50 |
| 38.4VBF15K1 | 38.40 | 19.05 | 47.0 | 57.0 | 79.0 | 14.0 | 10.50 |
| 38.4VBK1F1 | 38.40 | 19.05 | 47.0 | 57.0 | 79.0 | 14.0 | 10.50 |
| 38.4VK1F12 | 38.40 | 18.85 | 47.0 | 58.0 | 77.0 | 11.8 | 8.50 |
| 55VDK1 | 41.40 | 23.00 | 30.0 | 58.0 | 76.0 | 16.0 | 9.0 |
| CA550A1F5 | 41.40 | 19.81 | 38.1 | 74.6 | 105.6 | 12.7 | 10.3 |
| CA557A1F1 | 41.40 | 20.24 | 38.1 | 74.6 | 105.6 | 12.7 | 10.3 |
| CA557A1F3 | 41.40 | 20.24 | 38.1 | 75.5 | 107.4 | 15.9 | 10.30 |
| CA557F5K1 | 41.40 | 20.24 | 38.1 | 54.2 | 78.3 | 16.5 | 10.50 |
| CA557F9K1 | 41.40 | 20.24 | 45.0 | 54.2 | 78.3 | 16.5 | 10.50 |
| CA557K1F5 | 41.40 | 20.24 | 27.0 | 50.0 | 75.0 | 17.7 | 8.5 |
| CA557K1F8 | 41.40 | 20.24 | 28.6 | 50.6 | 73.6 | 14.3 | 9.92 |
| S77F1K1 | 58.34 | 22.23 | 40.0 | 77.0 | 128.0 | 20.0 | 10.5 |
| S77F2K1 | 58.34 | 22.23 | 40.0 | 77.0 | 132.0 | 25.0 | 10.5 |

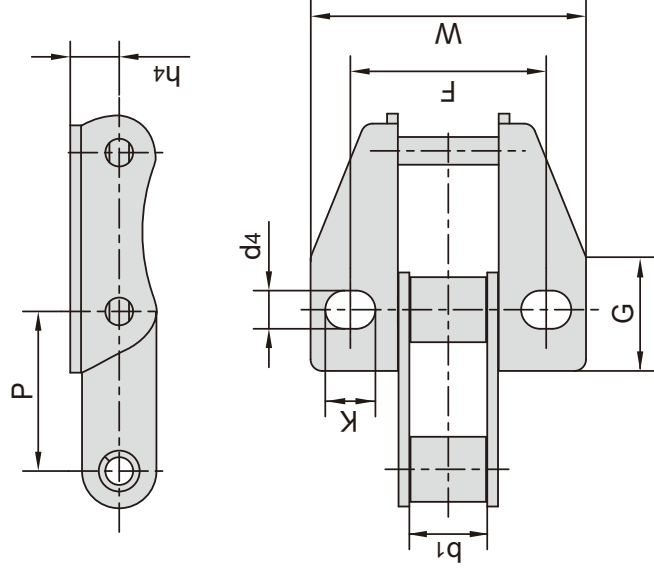


C型/CA型钢制农机链附件 C type and CA type steel agricultural chain attachments

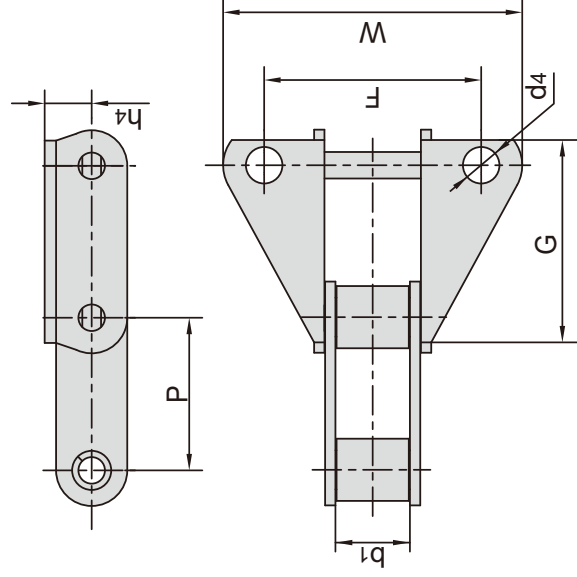
| 东华链号 Donghua Chain No. | P mm | b1 mm | G mm | F mm | W mm | h4 mm | d4 mm |
|------------------------------|---------|----------|---------|---------|---------|----------|----------|
| CA550F5K39M | 41.4 | 20.24 | 29.5 | 50.80 | 71.40 | 12.70 | 10.3 |
| CA550HK39M | 41.4 | 20.00 | 31.0 | 57.00 | 78.00 | 14.20 | 10.5 |
| CA550K39M | 41.4 | 19.81 | 29.5 | 50.80 | 71.40 | 12.70 | 9.8 |
| CA550K39MF3 | 41.4 | 19.81 | 29.5 | 50.80 | 71.40 | 12.70 | 10.3 |
| CA550K39MF4 | 41.4 | 19.81 | 30.0 | 50.50 | 71.14 | 12.70 | 9.9 |
| CA557K39M | 41.4 | 20.24 | 29.5 | 50.80 | 71.40 | 12.70 | 9.8 |
| CA557K39MF1 | 41.4 | 20.24 | 22.0 | 57.15 | 77.60 | 14.00 | 9.9 |
| CA557K39MF3 | 41.4 | 20.24 | 31.0 | 57.00 | 78.00 | 14.50 | 10.3 |
| CA557K39MF17 | 41.4 | 20.24 | 29.5 | 57.15 | 73.56 | 13.84 | 8.7 |



| 东华链号 Donghua Chain No. | P mm | b1 mm | G mm | F mm | W mm | h4 mm | d4 mm | K mm |
|------------------------------|---------|----------|---------|---------|---------|----------|----------|---------|
| CA550K39MF2 | 41.4 | 19.81 | 29.5 | 50.80 | 71.4 | 12.7 | 9.9 | 13.0 |
| CA557K39MF2 | 41.4 | 20.24 | 29.5 | 50.80 | 71.4 | 12.7 | 9.9 | 13.0 |
| CA557K39MF6 | 41.4 | 20.24 | 29.5 | 53.98 | 74.5 | 12.7 | 9.9 | 13.0 |
| A557F1K39MF3 | 41.4 | 20.24 | 31.0 | 54.00 | 78.0 | 12.7 | 10.5 | 12.5 |

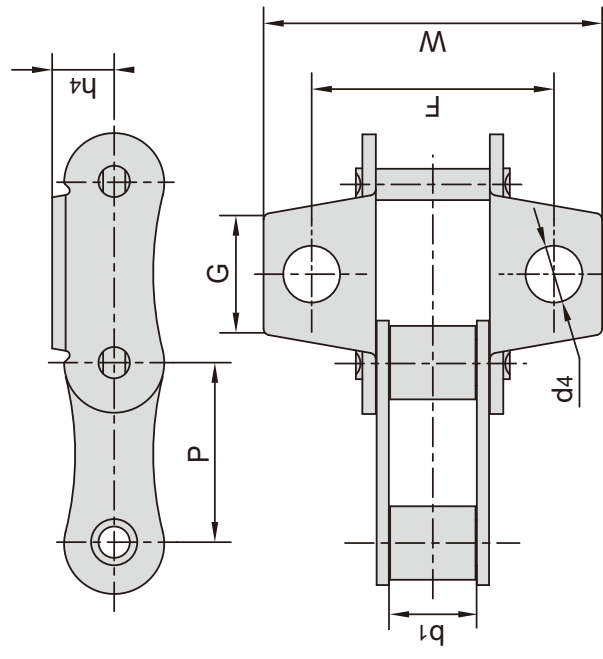
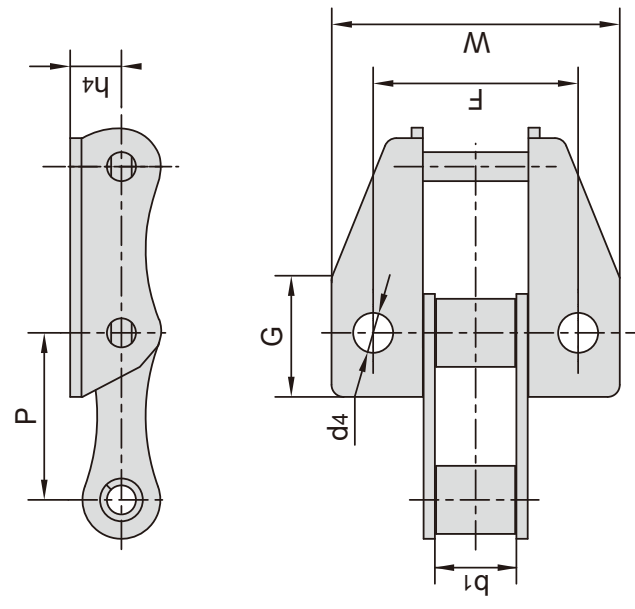


| 东华链号 Donghua Chain No. | P mm | b1 mm | G mm | F mm | W mm | h4 mm | d4 mm |
|------------------------------|---------|----------|---------|---------|---------|----------|----------|
| 38.4VBF8 | 38.4 | 19.05 | 20.0 | 58.00 | 87.4 | 14.0 | 10.5 |
| 38.4VBK39M | 38.4 | 19.05 | 20.0 | 58.00 | 87.4 | 14.0 | 10.5 |
| CA557F1 | 41.4 | 20.24 | 60.0 | 53.94 | 76.2 | 14.6 | 9.9 |

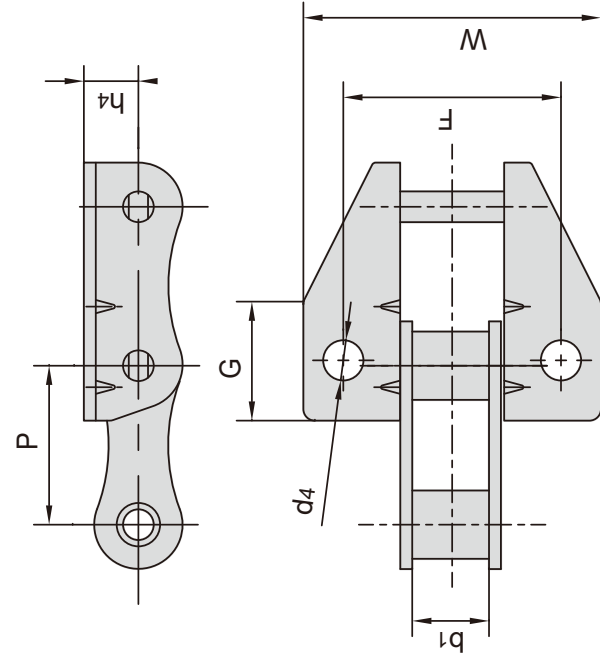


C型/CA型钢制农机链附件 C type and CA type steel agricultural chain attachments

| 东华链号 Donghua Chain No. | P | b1 | G | F | W | h4 | d4 |
|------------------------------|------|-------|------|-------|------|------|-------|
| | mm | mm | mm | mm | mm | mm | mm |
| A557K39M | 41.4 | 20.24 | 29.5 | 56.70 | 77.8 | 13.5 | 10.10 |
| A557K39MF2 | 41.4 | 20.24 | 29.5 | 56.70 | 77.8 | 13.5 | 10.50 |
| A557K39MF1 | 41.4 | 20.24 | 31.0 | 57.15 | 78.0 | 14.2 | 10.50 |
| A557K35M | 41.4 | 20.24 | 30.0 | 50.80 | 73.5 | 14.1 | 10.31 |
| A557K39MF4 | 41.4 | 20.24 | 29.5 | 56.70 | 77.8 | 13.5 | 10.30 |
| A557K39MF7 | 41.4 | 20.24 | 29.5 | 63.00 | 88.0 | 13.5 | 11.00 |
| A557F1K39M | 41.4 | 20.24 | 31.0 | 57.00 | 78.0 | 14.2 | 10.50 |
| A557K39MF3 | 41.4 | 20.24 | 31.0 | 50.80 | 71.4 | 14.3 | 8.30 |
| A557F16K39M | 41.4 | 20.24 | 28.0 | 63.50 | 88.9 | 14.2 | 10.50 |
| A557K39MF9 | 41.4 | 20.24 | 31.0 | 57.20 | 77.7 | 13.8 | 10.30 |
| A557K39MF10 | 41.4 | 20.24 | 31.0 | 57.20 | 77.7 | 14.3 | 9.90 |



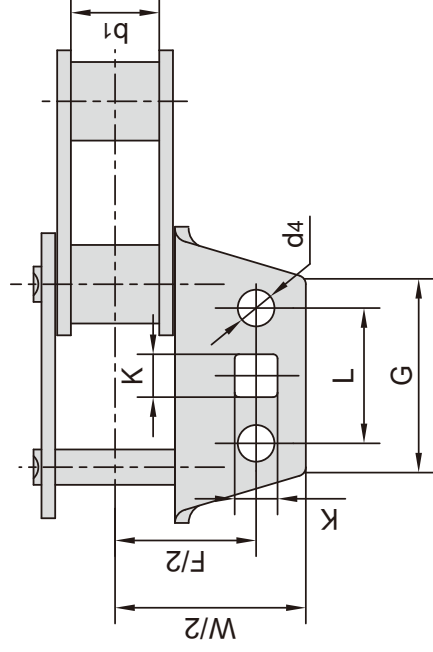
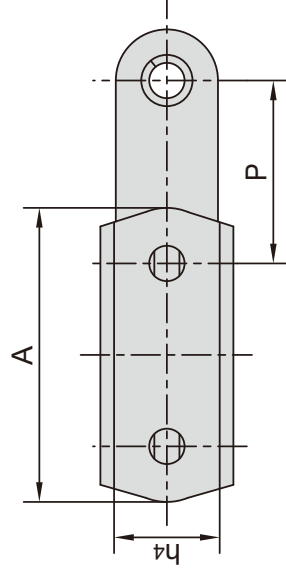
| 东华链号 Donghua Chain No. | P | b1 | G | F | W | h4 | d4 |
|------------------------------|------|-------|------|-------|-------|-------|-------|
| | mm | mm | mm | mm | mm | mm | mm |
| A557F1K1 | 41.4 | 20.24 | 26.2 | 51.00 | 71.60 | 16.51 | 8.33 |
| A557F2K1 | 41.4 | 20.24 | 28.6 | 57.20 | 79.10 | 14.30 | 13.10 |
| A557K1F9 | 41.4 | 20.24 | 28.6 | 55.80 | 78.00 | 14.30 | 13.10 |
| A557K27S | 41.4 | 20.24 | 28.6 | 57.15 | 79.35 | 14.30 | 13.10 |



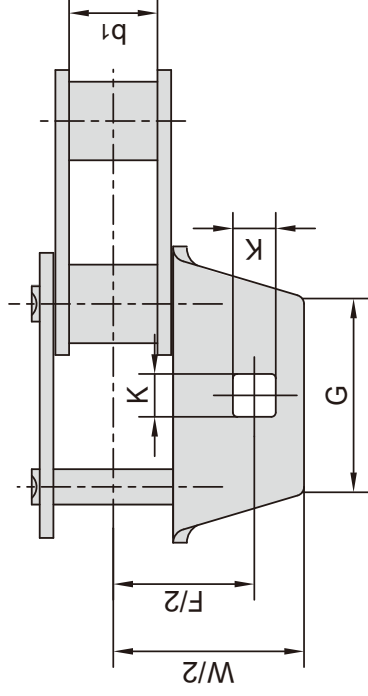
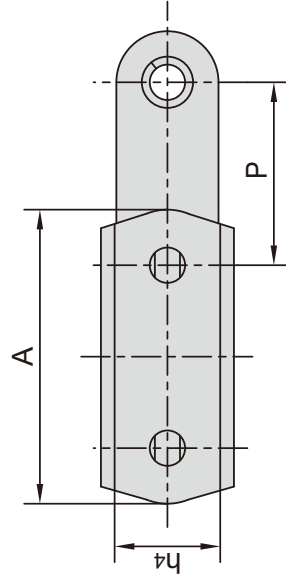
| 东华链号 Donghua Chain No. | P | b1 | G | F | W | h4 | d4 |
|------------------------------|------|-------|------|-------|------|------|------|
| | mm | mm | mm | mm | mm | mm | mm |
| A557F4K39M | 41.4 | 20.24 | 31.0 | 57.00 | 78.0 | 14.2 | 10.5 |
| A557F7K39M | 41.4 | 20.24 | 31.0 | 57.20 | 78.0 | 14.2 | 10.5 |
| A557K39MF13 | 41.4 | 20.24 | 22.0 | 63.50 | 88.9 | 14.0 | 11.0 |

C型/CA型钢制农机链附件

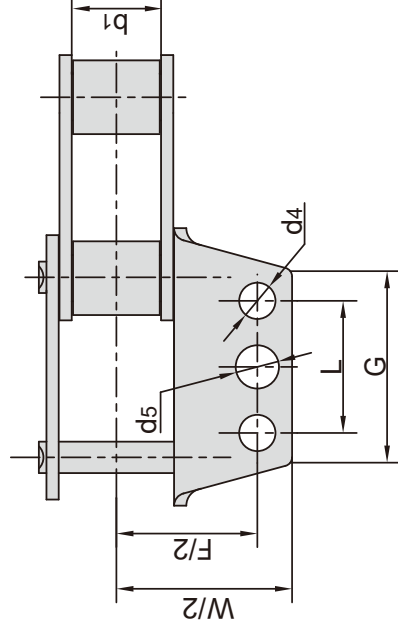
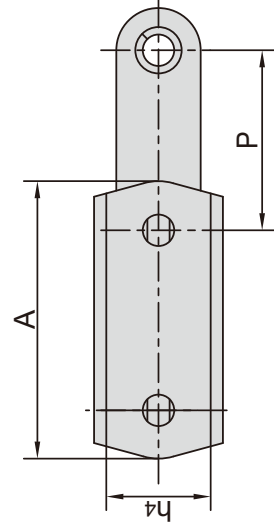
C type and CA type steel agricultural chain attachments



| | | | | | | | | | | |
|------------------------------|------------|----------------|-------------|-------------|-------------|-------------|------------|----------------|----------------|-----------|
| 东华链号 Donghua Chain No. | P | b ₁ | A | L | G | F | W | h ₄ | d ₄ | K |
| CA557F3 | mm 41.4 | mm 20.24 | mm 66.55 | mm 30.22 | mm 44.45 | mm 64.14 | mm 86.6 | mm 23.9 | mm 8.25 | mm 9.7 |



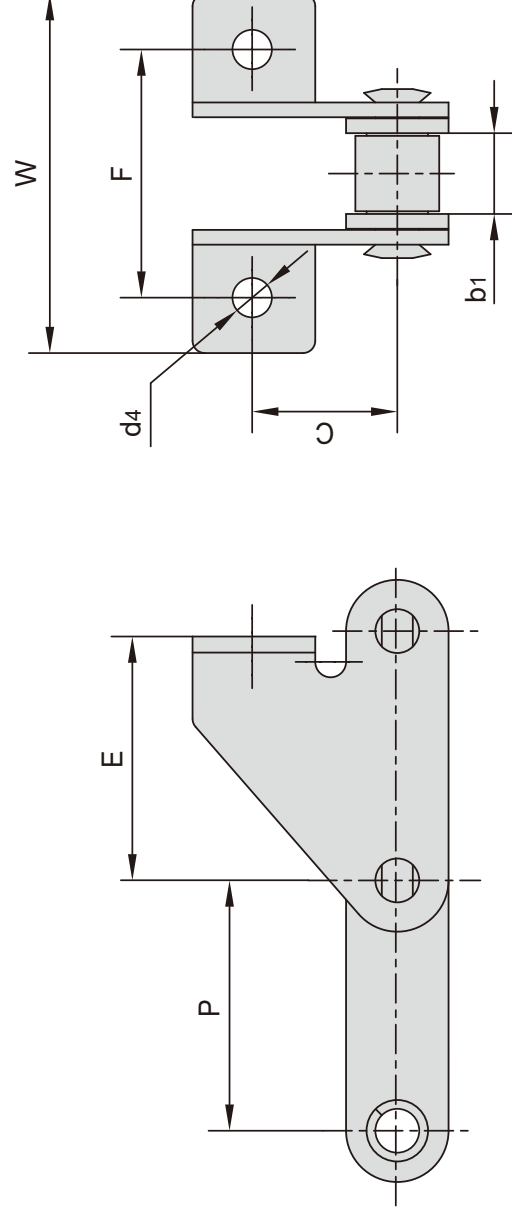
| | | | | | | | | |
|------------------------------|------------|----------------|-------------|-------------|-------------|------------|----------------|-----------|
| 东华链号 Donghua Chain No. | P | b ₁ | A | G | F | W | h ₄ | K |
| CA557F4 | mm 41.4 | mm 20.24 | mm 66.55 | mm 44.45 | mm 64.14 | mm 86.6 | mm 23.9 | mm 9.7 |



| | | | | | | | | | | |
|------------------------------|------------|----------------|------------|-------------|-------------|------------|------------|----------------|----------------|----------------|
| 东华链号 Donghua Chain No. | P | b ₁ | A | L | G | F | W | h ₄ | d ₄ | d ₅ |
| CA550F7 | mm 41.4 | mm 19.81 | mm 63.5 | mm 30.22 | mm 44.45 | mm 64.1 | mm 81.4 | mm 23.88 | mm 8.25 | mm 9.9 |

C型/CA型钢制农机链附件

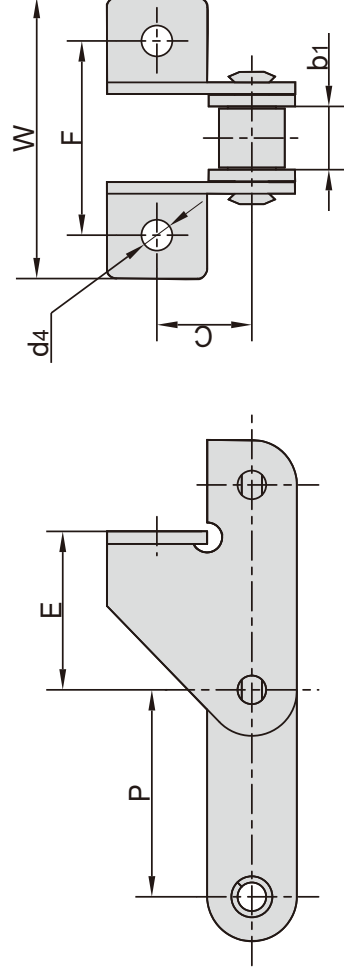
C type and CA type steel agricultural chain attachments



| 东华链号 Donghua Chain No. | P mm | b ₁ mm | E mm | F mm | W mm | C mm | d ₄ mm |
|------------------------------|---------|----------------------|---------|---------|---------|---------|----------------------|
| 38.4RSD | 38.4 | 19.05 | 38.4 | 52.0 | 71.0 | 24.5 | 8.4 |
| 38.4RSDF1 | 38.4 | 19.05 | 38.4 | 52.0 | 70.0 | 24.5 | 8.4 |
| 38.4RSDF2 | 38.4 | 19.05 | 38.4 | 52.0 | 71.0 | 24.5 | 9.0 |
| 38.4RSDF3 | 38.4 | 19.05 | 38.2 | 52.0 | 72.0 | 24.0 | 8.4 |
| 38.4RSDF4 | 38.4 | 19.05 | 37.4 | 52.0 | 71.0 | 24.0 | 8.4 |
| 38.4RSDF5 | 38.4 | 19.05 | 35.9 | 60.0 | 79.0 | 24.0 | 6.4 |
| 38.4RSDF6 | 38.4 | 19.05 | 38.4 | 62.0 | 81.0 | 24.5 | 8.5 |
| 38.4RSDF7 | 38.4 | 19.05 | 38.4 | 60.0 | 81.0 | 24.5 | 8.4 |
| 38.4RSDF8 | 38.4 | 19.05 | 38.4 | 60.0 | 81.0 | 24.5 | 6.4 |
| 38.4RSDF10 | 38.4 | 19.05 | 38.4 | 52.0 | 71.0 | 24.5 | 8.4 |
| 38.4VBSD | 38.4 | 19.05 | 38.4 | 52.0 | 71.0 | 25.0 | 8.4 |
| 38.4VBSDF1 | 38.4 | 19.05 | 38.4 | 52.0 | 73.0 | 24.0 | 8.3 |
| 38.4VBSDF2 | 38.4 | 19.05 | 38.4 | 52.0 | 73.0 | 24.0 | 8.4 |
| 38.4VBSDF3 | 38.4 | 19.05 | 38.4 | 52.0 | 70.1 | 24.5 | 8.5 |
| 38.4VBSDF4 | 38.4 | 19.05 | 38.2 | 52.0 | 72.0 | 24.0 | 8.4 |
| 38.4VBSDF5 | 38.4 | 19.05 | 37.4 | 52.0 | 73.0 | 24.0 | 8.7 |
| 38.4VSD | 38.4 | 18.00 | 38.4 | 52.0 | 71.0 | 24.0 | 8.4 |
| CA550F5SDF1 | 41.4 | 20.24 | 36.9 | 47.6 | 68.2 | 31.0 | 8.7 |
| CA550HSDF3 | 41.4 | 20.00 | 33.5 | 61.3 | 88.5 | 21.5 | 8.4 |
| CA550SD | 41.1 | 19.81 | 36.9 | 47.6 | 68.2 | 31.0 | 8.7 |
| CA550SDF4 | 41.4 | 19.81 | 36.9 | 47.6 | 89.0 | 31.0 | 8.7 |
| CA550SDF10 | 41.4 | 19.81 | 37.7 | 47.6 | 68.2 | 31.0 | 8.5 |

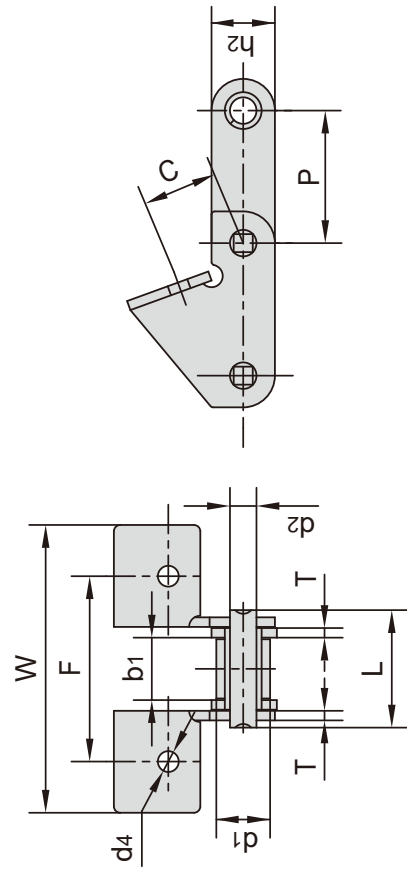
C型/CA型钢制农机链附件

C type and CA type steel agricultural chain attachments



| 东华链号 Donghua Chain No. | P | b ₁ | E | F | W | C | d ₄ |
|------------------------------|------|----------------|------|------|------|------|----------------|
| | mm | mm | mm | mm | mm | mm | mm |
| CA550SDF1 | 41.4 | 19.81 | 35.0 | 58.0 | 85.0 | 20.5 | 8.5 |
| CA550SDF2 | 41.4 | 19.81 | 32.5 | 62.0 | 84.0 | 20.0 | 8.6 |
| CA550SDF3 | 41.4 | 19.81 | 35.0 | 58.0 | 85.0 | 20.5 | 6.5 |
| CA550SDF6 | 41.4 | 19.81 | 33.0 | 58.0 | 85.0 | 20.5 | 6.5 |
| CA550SDF7 | 41.4 | 19.81 | 32.5 | 62.0 | 89.0 | 20.0 | 8.6 |
| CA550F5SD | 41.1 | 20.24 | 33.0 | 57.8 | 83.5 | 20.0 | 6.7 |
| CA550F8SD | 41.4 | 19.81 | 33.0 | 58.0 | 85.9 | 20.5 | 6.5 |
| CA550SDF5 | 41.4 | 19.81 | 34.0 | 63.0 | 89.0 | 20.0 | 8.0 |
| CA550SDF11 | 41.4 | 19.81 | 31.0 | 58.0 | 85.0 | 20.5 | 8.5 |
| CA550SDF12 | 41.4 | 19.81 | 31.0 | 58.0 | 85.0 | 20.5 | 6.5 |
| CA550HSD | 41.4 | 20.00 | 33.4 | 58.0 | 90.0 | 20.0 | 6.5 |
| CA550VSD | 41.4 | 19.05 | 35.0 | 58.0 | 88.6 | 20.5 | 6.5 |

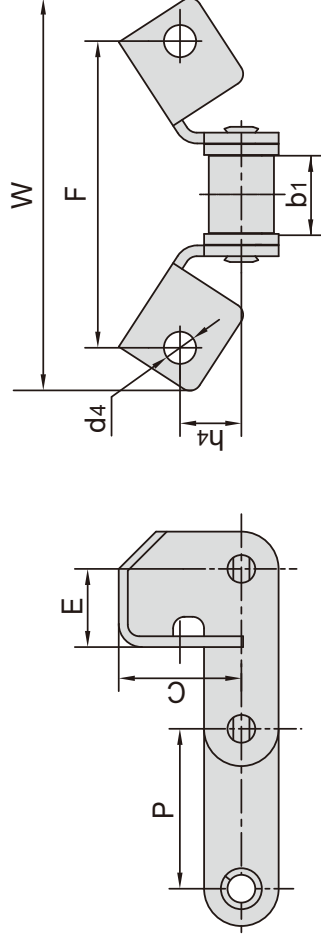
| 东华链号 Donghua Chain No. | P | C | F | W | d ₄ |
|------------------------------|------|------|----|------|----------------|
| | mm | mm | mm | mm | mm |
| CA550VF1 | 41.4 | 23.4 | 58 | 90.0 | 6.5 |
| CA550F10 | 41.4 | 23.4 | 58 | 90.0 | 6.5 |
| CA550HF4 | 41.4 | 23.4 | 58 | 90.0 | 6.5 |
| CA550HF6 | 41.4 | 23.4 | 58 | 90.0 | 8.5 |
| CA550HF5 | 41.4 | 23.4 | 58 | 90.0 | 9.9 |



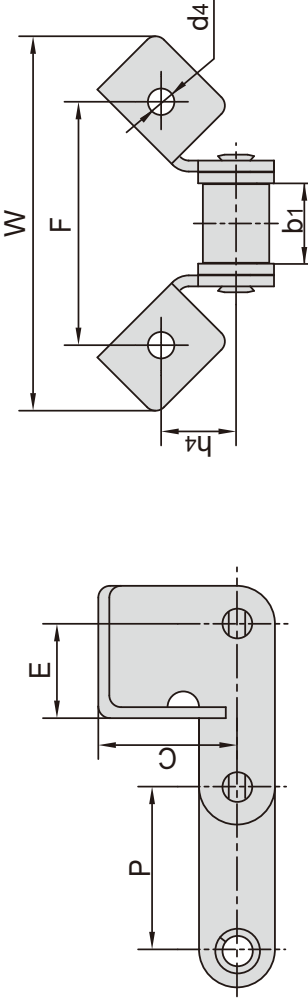
| 东华链号 Donghua Chain No. | 节距 Pitch | 滚子直径 Roller diameter | 内节内宽 Width between inner plates | 销轴长度 Pin length | 链板高度 Plate depth | 链板厚度 Plate thickness | 抗拉强度 Tensile strength | 每米重量 Weight per meter |
|------------------------------|-------------|----------------------------|--|-----------------------|------------------------|----------------------------|-----------------------------|--------------------------------|
| | P | d ₁ max | b ₁ min | L max | h ₂ max | T | Q min | q |
| | mm | mm | mm | mm | mm | mm | kN/lbf | kg/m |
| CA550VF1 | 41.4 | 16.80 | 19.50 | 36.7 | 19.80 | 3.0 | 44.00/9898 | 2.50 |
| CA550F10 | 41.4 | 16.70 | 19.81 | 36.2 | 19.05 | 3.0 | 53.00/11922 | 2.38 |
| CA550HF4 | 41.4 | 16.74 | 20.00 | 36.0 | 19.10 | 3.0 | 57.78/12998 | 2.73 |
| CA550HF6 | 41.4 | 16.74 | 20.00 | 36.0 | 19.10 | 3.0 | 57.78/12998 | 2.71 |
| CA550HF5 | 41.4 | 16.74 | 20.00 | 36.0 | 19.10 | 3.0 | 57.78/12998 | 2.34 |

C型/CA型钢制农机链附件

C type and CA type steel agricultural chain attachments



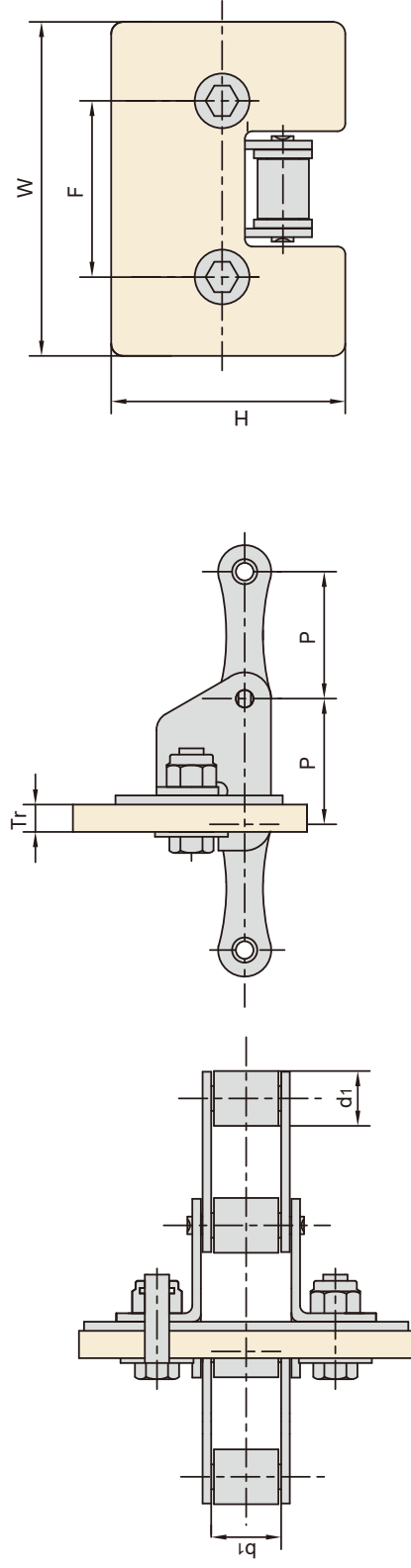
| 东华链号 Donghua Chain No. | P mm | b1 mm | E mm | C mm | F mm | W mm | h4 mm | d4 mm |
|------------------------------|---------|----------|---------|---------|---------|---------|----------|----------|
| CA550F14 | 41.4 | 19.81 | 20.24 | 31.75 | 79.40 | 101.60 | 15.90 | 8.33 |
| CA550F16 | 41.4 | 20.00 | 22.30 | 39.00 | 78.00 | 109.20 | 17.70 | 8.00 |
| CA550F19 | 41.4 | 19.81 | 20.24 | 31.75 | 79.40 | 101.60 | 15.90 | 10.50 |
| CA550F24 | 41.4 | 19.81 | 20.24 | 31.75 | 79.10 | 101.30 | 15.87 | 8.33 |
| CA550F5-F14 | 41.4 | 20.24 | 20.24 | 31.75 | 79.40 | 101.60 | 15.90 | 8.33 |
| CA550F5-F14SF | 41.4 | 20.24 | 21.34 | 31.75 | 79.40 | 101.60 | 15.90 | 9.91 |
| CA550F5-F17 | 41.4 | 20.24 | 28.80 | 40.89 | 114.30 | 143.70 | 20.57 | 9.91 |
| CA550SEF1 | 41.4 | 19.81 | 21.60 | 40.00 | 79.30 | 115.60 | 15.90 | 10.31 |
| CA550VF14 | 41.4 | 19.05 | 20.24 | 31.75 | 79.40 | 101.60 | 15.90 | 8.33 |
| CA550V-F15 | 41.4 | 19.05 | 28.80 | 91.40 | 134.10 | 203.70 | 52.40 | 8.70 |
| CA550VF2SE | 41.4 | 19.05 | 24.50 | 59.60 | 79.40 | 135.40 | 28.50 | 8.70 |
| CA550VF2SEF1 | 41.4 | 19.05 | 24.25 | 73.30 | 79.40 | 111.30 | 52.60 | 8.74 |
| CA550VF2SEF3 | 41.4 | 19.05 | 20.20 | 50.00 | 79.40 | 121.80 | 28.58 | 8.74 |
| CA550VF2SEF5 | 41.4 | 19.05 | 29.10 | 102.30 | 134.10 | 203.70 | 52.40 | 8.70 |
| CA550VF2SEF6 | 41.4 | 19.05 | 28.40 | 102.30 | 133.30 | 201.90 | 52.40 | 9.90 |
| CA557F14 | 41.4 | 20.24 | 19.60 | 34.00 | 79.40 | 109.80 | 15.88 | 8.60 |
| CA557SFD | 41.4 | 20.24 | 24.30 | 50.10 | 79.40 | 109.80 | 28.60 | 8.30 |
| CA557SDF1 | 41.4 | 20.24 | 24.30 | 50.10 | 79.40 | 109.80 | 28.60 | 9.53 |



| 东华链号 Donghua Chain No. | P mm | b1 mm | E mm | C mm | F mm | W mm | h4 mm | d4 mm |
|------------------------------|---------|----------|---------|---------|---------|---------|----------|----------|
| CA550F15 | 41.4 | 19.81 | 24.00 | 35.26 | 61.98 | 95.25 | 19.05 | 6.73 |
| CA550F17 | 41.4 | 19.81 | 23.68 | 40.89 | 114.30 | 143.70 | 20.57 | 9.91 |
| CA550VF13 | 41.4 | 19.05 | 25.40 | 59.60 | 79.35 | 135.45 | 28.60 | 8.74 |
| CA550F18 | 41.4 | 19.81 | 24.00 | 35.26 | 61.98 | 95.25 | 19.05 | 8.33 |
| CA550F5-F17 | 41.4 | 20.24 | 23.68 | 40.89 | 114.30 | 143.70 | 20.57 | 9.91 |
| CA550F5-G18 | 41.4 | 20.24 | 24.13 | 20.32 | 63.50 | 84.00 | 8.38 | 8.38 |
| CA550VF17 | 41.4 | 19.05 | 23.68 | 40.89 | 114.30 | 143.70 | 20.57 | 9.91 |

C型/CA型钢制农机链附件

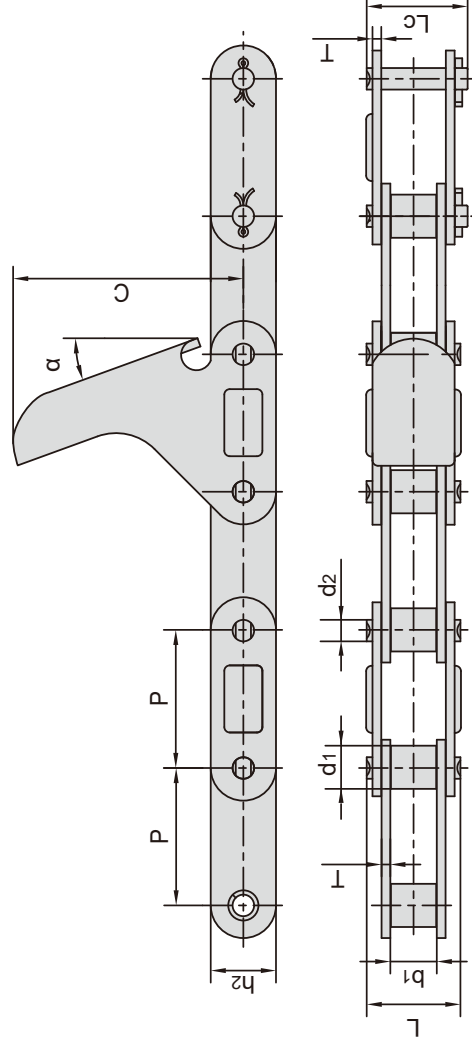
C type and CA type steel agricultural chain attachments



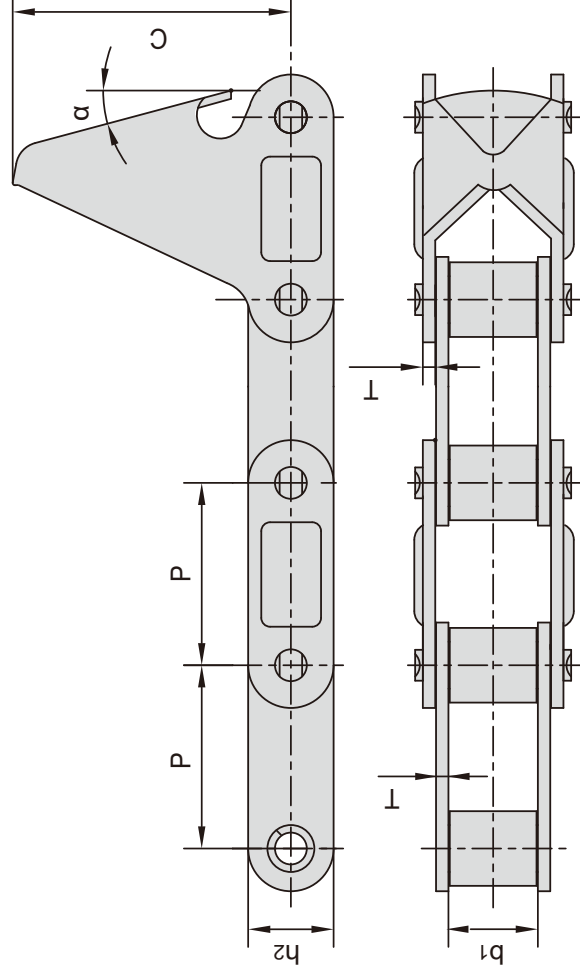
| 东华链号 Donghua Chain No. | 节距 Pitch P mm | 滚子直径 Roller diameter d1 max mm | 内节内宽 Width between inner plates b1 min mm | W max mm | 橡胶附板尺寸 Rubber attachment dimension | | |
|------------------------------|------------------------|---|---|----------------|--|---------|----------|
| | | | | | H max mm | F mm | Tr mm |
| S52LF1SD-G | 38.1 | 15.24 | 16.40 | 152.0 | 80.0 | 54.5 | 9.0 |
| S52L-G | 38.1 | 15.24 | 16.40 | 150.0 | 78.7 | 54.5 | 10.0 |
| S55SDF2-G | 38.1 | 15.24 | 22.23 | 107.0 | 84.0 | 57.6 | 10.0 |
| 38.4RSDF10-G | 38.4 | 15.88 | 19.05 | 107.0 | 80.0 | 52.0 | 9.0 |
| 38.4RSD-G | 38.4 | 15.88 | 19.05 | 154.0 | 78.0 | 52.0 | 9.0 |
| 38.4VBSDF2-G | 38.4 | 15.88 | 19.05 | 154.0 | 124.0 | 52.0 | 9.0 |
| 38.4VSD-GF1 | 38.4 | 15.88 | 18.00 | 113.0 | 75.0 | 52.0 | 10.0 |
| 38.4VSD-GF2 | 38.4 | 15.88 | 18.00 | 150.0 | 95.0 | 52.0 | 10.0 |
| CA550HF6-G | 41.4 | 16.74 | 20.00 | 197.0 | 96.0 | 58.0 | 9.0 |
| 55VSE-G | 41.4 | 17.90 | 22.23 | 200.0 | 100.0 | 88.0 | 10.0 |
| 55VSEL-GF1 | 41.4 | 17.90 | 22.23 | 145.0 | 109.0 | 88.0 | 10.0 |
| CA550F14-G | 41.4 | 16.87 | 19.81 | 152.0 | 79.0 | 79.4 | 9.0 |
| CA550F14-GF1 | 41.4 | 16.87 | 19.81 | 145.0 | 105.0 | 79.4 | 11.0 |
| CA550F14-GF2 | 41.4 | 16.87 | 19.81 | 145.0 | 105.0 | 79.4 | 9.0 |
| CA550F14-GF3 | 41.4 | 16.87 | 19.81 | 152.0 | 79.0 | 79.4 | 9.0 |
| CA550F17-G | 41.4 | 16.87 | 19.81 | 190.0 | 96.0 | 114.3 | 12.0 |
| CA550F5-F17-GF1 | 41.4 | 16.66 | 20.24 | 194.5 | 103.5 | 114.3 | 11.0 |
| CA550HSDF3-G | 41.4 | 16.74 | 20.00 | 149.0 | 74.0 | 61.3 | 10.0 |
| CA550HSD-G | 41.4 | 16.74 | 20.00 | 147.0 | 86.0 | 58.0 | 10.0 |
| CA550SDF1-G | 41.4 | 16.87 | 19.81 | 151.0 | 85.0 | 58.0 | 9.0 |
| CA550SEF1-G | 41.4 | 16.87 | 19.81 | 152.0 | 80.0 | 79.3 | 10.0 |
| CA550VF14-G | 41.4 | 16.80 | 19.05 | 142.9 | 79.4 | 79.4 | 12.7 |
| CA550V-F15-G | 41.4 | 16.80 | 19.05 | 247.0 | 130.0 | 134.1 | 11.0 |
| CA550VF2SEF3-G | 41.4 | 16.80 | 19.05 | 197.0 | 108.0 | 79.4 | 11.0 |
| CA550VF2SEF3-GF1 | 41.4 | 16.80 | 19.05 | 224.0 | 122.5 | 79.4 | 11.5 |
| CA550VF2SEL-G | 41.4 | 16.80 | 19.05 | 224.0 | 122.5 | 79.4 | 11.0 |
| S45HF3-G | 41.4 | 15.24 | 22.23 | 123.0 | 74.0 | 61.3 | 9.0 |
| S45HSDF1-G | 41.4 | 15.24 | 22.23 | 165.0 | 100.0 | 63.5 | 9.0 |
| S45SDF1-G | 41.4 | 15.24 | 22.23 | 150.0 | 100.0 | 62.0 | 9.0 |
| S45WF4-G | 41.4 | 15.24 | 22.23 | 137.0 | 87.0 | 58.0 | 10.0 |
| S55F2-G | 41.4 | 17.78 | 22.23 | 114.0 | 98.0 | 58.0 | 10.0 |
| S55F6-G | 41.4 | 17.78 | 22.23 | 110.0 | 85.0 | 58.0 | 9.0 |
| S55SDF2-G | 41.4 | 17.78 | 22.23 | 147.6 | 85.0 | 58.0 | 10.0 |

C型/CA型钢制农机链附件

C type and CA type steel agricultural chain attachments



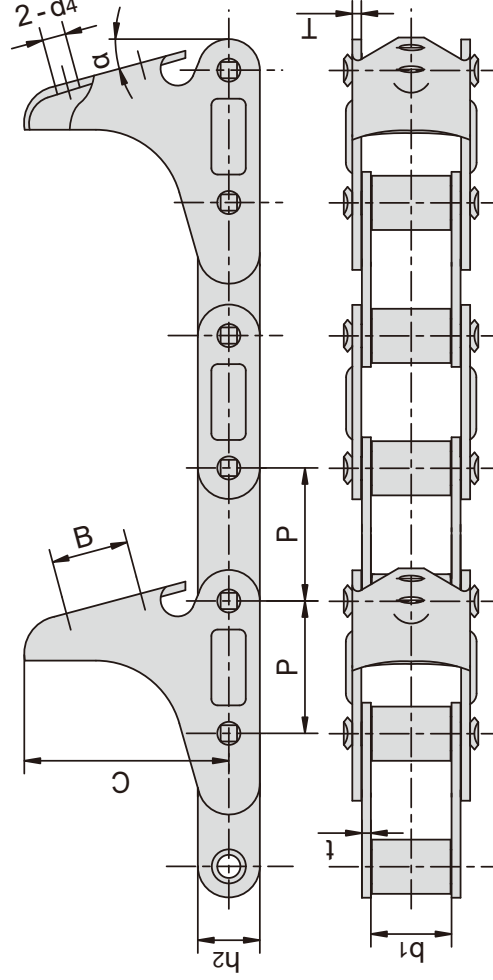
| 东华链号 Donghua Chain No. | 节距 Pitch P mm | 滚子直径 Roller diameter d1 max mm | 内节内宽 Width between inner plates b1 min mm | 销轴直径 Pin diameter d2 max mm | | 销轴长度 Pin length L max mm | | h2 max mm | 链板尺寸 Plate dimension | | | 抗拉强度 Tensile strength Q min kN/lbf | 每米长重 Weight per meter q kg/m |
|------------------------------|------------------------|---|---|--|----------------|---|---------|-----------------|----------------------------|-------|------------|---|---|
| | | | | Lc max mm | L max mm | T mm | C mm | | α | | | | |
| CA2060-C6E | 38.1 | 11.91 | 12.57 | 5.94 | 25.9 | 28.3 | 18.0 | 2.42 | 63.5 | 20.0° | 31.1/6996 | 1.40 | |
| CA2060H-C6E | 38.1 | 11.91 | 12.57 | 5.94 | 31.0 | 31.6 | 18.0 | 3.25 | 63.5 | 22.5° | 31.1/6996 | 1.78 | |
| 38.4VBF2-C6EF1 | 38.4 | 15.88 | 19.05 | 8.28 | 36.1 | - | 20.5 | 3.00 | 54.8 | 22.0° | 50.0/11241 | 2.37 | |
| CA550V-C6EF1 | 41.4 | 16.80 | 19.05 | 8.28 | 36.1 | 39.1 | 22.0 | 3.00 | 50.5 | 15.0° | 55.0/12364 | 2.65 | |
| CA550-LV41NF1 | 41.4 | 16.87 | 19.81 | 7.19 | 35.0 | 38.0 | 19.3 | 2.80 | 68.5 | 20.0° | 39.1/8790 | 1.79 | |
| CA550HF10-LV41N | 41.4 | 16.66 | 19.40 | 7.19 | 35.8 | - | 19.3 | 3.10 | 68.5 | 20.0° | 39.1/8790 | 2.29 | |
| CA550HF8-LV41N | 41.4 | 16.66 | 19.40 | 7.19 | 35.8 | - | 19.3 | 3.10 | 68.5 | 20.0° | 39.1/8790 | 2.29 | |



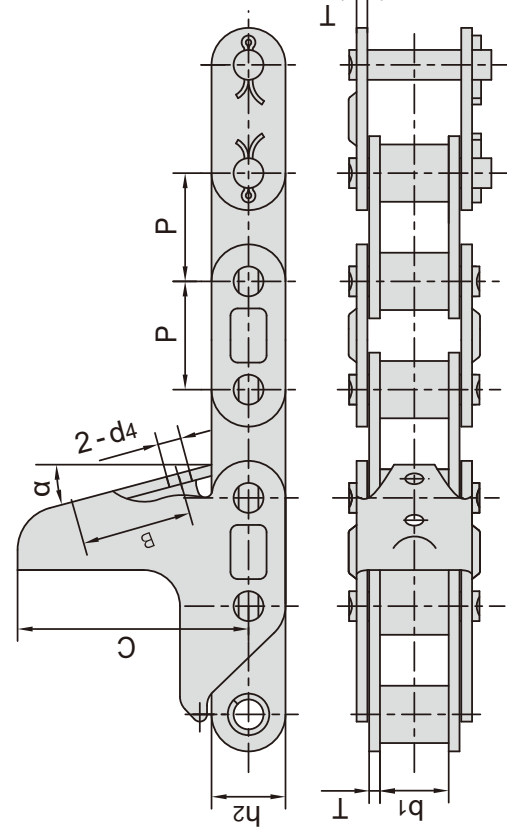
| 东华链号 Donghua Chain No. | P mm | b1 mm | h2 mm | T mm | C mm | α |
|------------------------------|---------|----------|----------|---------|---------|-------|
| | | | | | | |
| CA550-C11E | 41.40 | 19.81 | 19.30 | 2.80 | 63.5 | - |
| CA550-C11EJ | 41.40 | 19.81 | 19.30 | 2.80 | 66.0 | - |
| CA550-C13E | 41.40 | 19.81 | 19.30 | 2.80 | 92.0 | - |
| CA550F4-C6E | 41.40 | 20.24 | 19.05 | 2.80 | 55.6 | 22.5° |
| CA550-C6EF1 | 41.40 | 19.81 | 19.30 | 2.80 | 50.0 | - |
| CA620-C13E | 42.01 | 24.51 | 20.20 | 3.25 | 92.0 | - |

C型/CA型钢制农机链附件

C type and CA type steel agricultural chain attachments



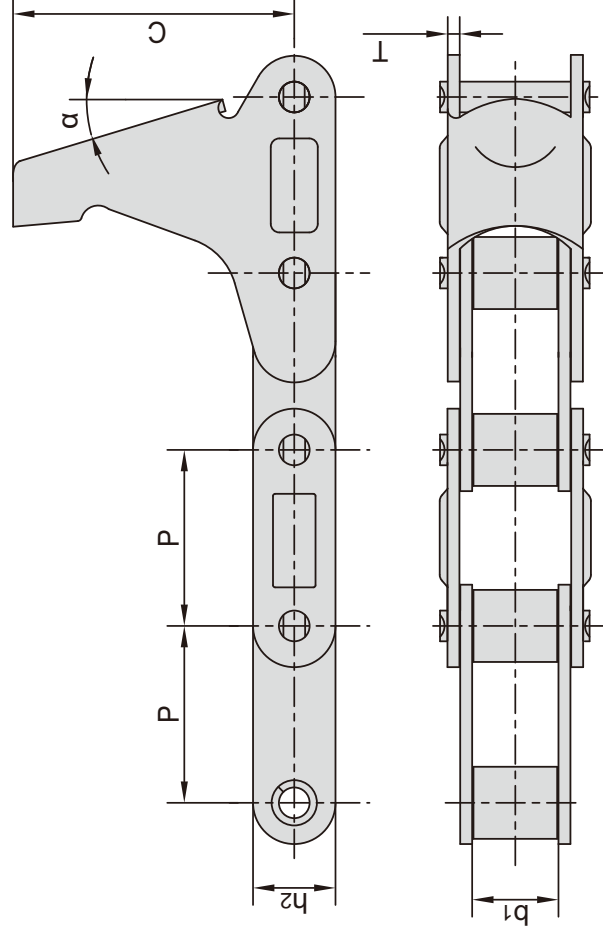
| 东华链号 Donghua Chain No. | P mm | b1 mm | h2 mm | t/T mm | C mm | B mm | d4 mm | α |
|------------------------------|---------|----------|----------|-----------|---------|---------|----------|-----|
| CA620F5-C6EJ | 40.25 | 24.51 | 20.20 | 3.25/3.10 | 66.00 | 24.00 | 6.00 | 15° |
| CA555-C6E | 41.40 | 12.70 | 19.30 | 3.10 | 63.50 | - | - | 15° |
| CA555-C6EJ | 41.40 | 12.70 | 19.30 | 3.25 | 66.00 | 25.40 | 7.30 | 15° |
| CA555-C6EJF1 | 41.40 | 12.70 | 19.30 | 3.10 | 66.00 | 25.40 | 5.50 | 15° |
| CA555-C6EJF2 | 41.40 | 12.70 | 19.30 | 3.10 | 60.50 | 19.00 | 7.00 | 15° |
| CA555F3-C6EJ | 41.40 | 12.70 | 19.30 | 3.15 | 66.00 | 25.40 | 7.30 | 15° |
| CA620F3-C6EJ | 42.01 | 24.51 | 20.20 | 3.25/3.10 | 66.00 | 24.00 | 6.00 | 15° |
| CA620F7-C6EJ | 42.01 | 25.00 | 20.20 | 3.10 | 66.00 | 24.00 | 6.00 | 15° |



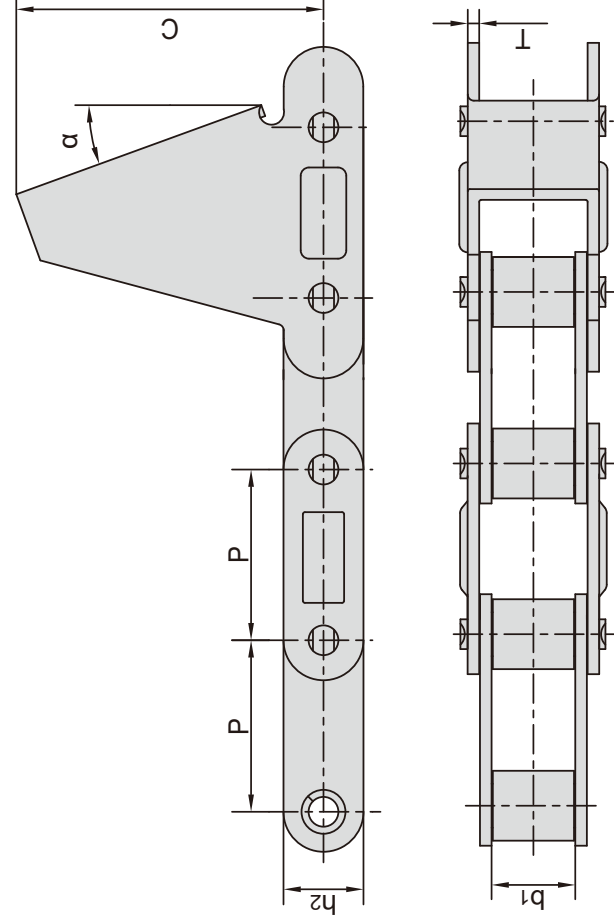
| 东华链号 Donghua Chain No. | P mm | b1 mm | h2 mm | B mm | d4 mm | T mm | C mm | α |
|------------------------------|---------|----------|----------|---------|----------|---------|---------|-------|
| CA627-M40A | 30.0 | 19.05 | 20.5 | 36.1 | 6.5 | 3.0 | 63.0 | 15.0° |
| CA627-CPEF6 | 30.0 | 19.05 | 20.5 | 30.0 | 6.0 | 3.0 | 63.3 | 22.5° |
| CA627-CPEF7 | 30.0 | 19.05 | 20.5 | 35.5 | 6.5 | 3.0 | 63.0 | 15.0° |
| CA627-CPEF10 | 30.0 | 19.05 | 20.5 | 30.0 | 6.0 | 3.0 | 63.3 | 22.5° |
| CA627-CPEF11 | 30.0 | 19.05 | 20.5 | 30.0 | 6.5 | 3.0 | 63.0 | 22.5° |
| CA627-CPEF14 | 30.0 | 19.05 | 20.5 | 25.5 | 6.5 | 3.0 | 63.0 | 15.0° |
| CA627-CPEF15 | 30.0 | 19.05 | 20.5 | 30.0 | 6.5 | 3.0 | 63.0 | 7.0° |
| CA627-CPEF17 | 30.0 | 19.05 | 20.5 | 30.0 | 6.0 | 3.0 | 64.0 | 22.5° |
| CA2060H-C6EF4 | 38.1 | 12.57 | 18.0 | - | - | 3.3 | 63.5 | 22.5° |
| CA550-CPEF9 | 41.4 | 19.81 | 19.3 | - | - | 2.8 | 63.0 | 21.0° |

C型/CA型钢制农机链附件

C type and CA type steel agricultural chain attachments



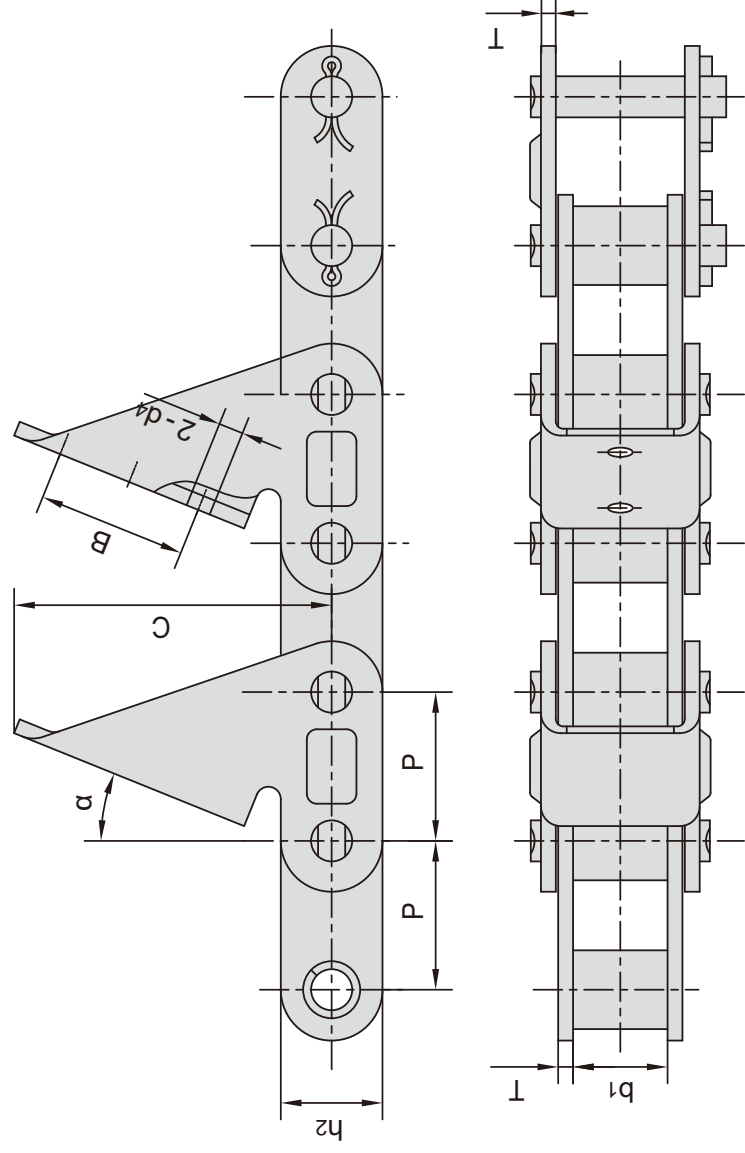
| 东华链号 Donghua Chain No. | P mm | b1 mm | h2 mm | T mm | C mm | α |
|------------------------------|---------|----------|----------|---------|---------|-----|
| CA550-LV41N | 41.4 | 19.81 | 19.3 | 2.8 | 65.8 | 15° |
| CA550-LV41NF1 | 41.4 | 19.81 | 19.3 | 2.8 | 68.5 | 20° |
| CA550-CPEF3 | 41.4 | 19.81 | 19.3 | 2.8 | 72.0 | 15° |
| CA550-CPEF6 | 41.4 | 19.81 | 19.3 | 3.0 | 54.8 | 15° |



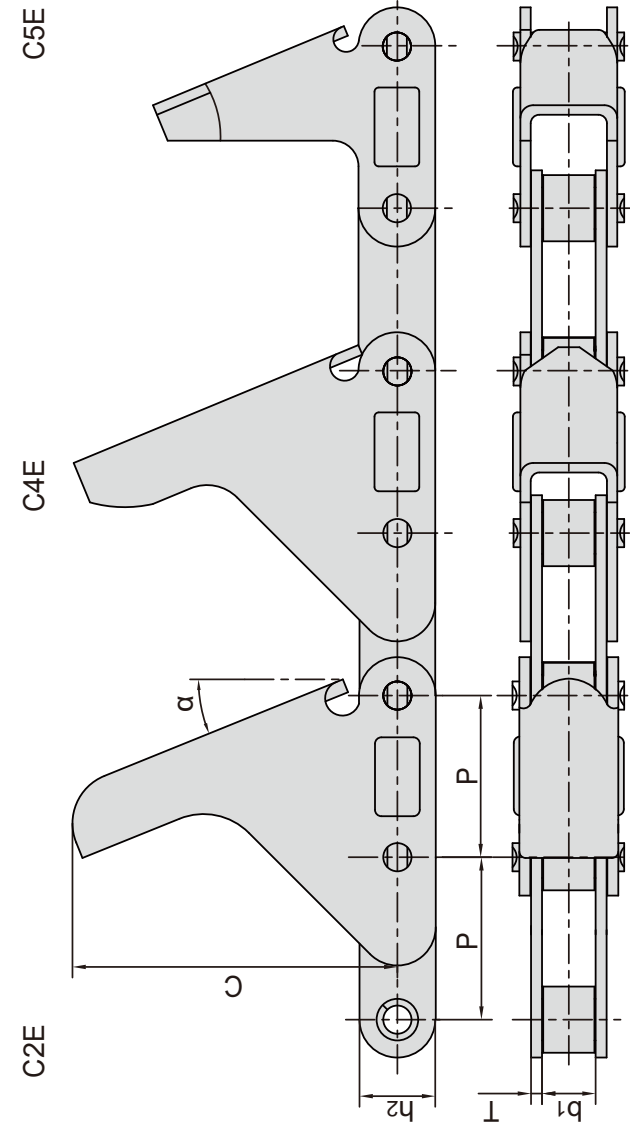
| 东华链号 Donghua Chain No. | P mm | b1 mm | h2 mm | T mm | C mm | α |
|------------------------------|---------|----------|----------|---------|---------|-------|
| 38.4VBF12 | 38.4 | 19.05 | 20.5 | 3.0 | 62.5 | 22.5° |
| 38.4VBF14 | 38.4 | 19.05 | 20.5 | 3.0 | 65.0 | 22.0° |
| CA550-CPE | 41.4 | 19.81 | 19.3 | 2.8 | 74.5 | 20.0° |

C型/CA型钢制农机链附件

C type and CA type steel agricultural chain attachments



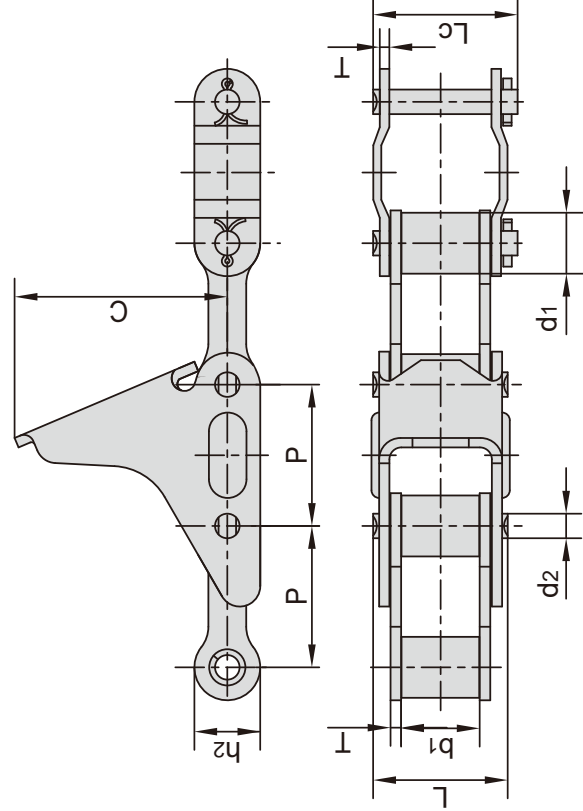
| 东华链号 Donghua Chain No. | P mm | b1 mm | h2 mm | B mm | d4 mm | T mm | C mm | α |
|------------------------------|---------|----------|----------|---------|----------|---------|---------|-------|
| CA627 - CPE | 30.0 | 19.05 | 20.5 | - | - | 3.0 | 64.0 | 22.0° |
| CA627 - CPEF3 | 30.0 | 19.05 | 20.5 | 30.0 | 5.0 | 3.0 | 64.0 | 22.0° |
| CA2060HF2 - CPEF1 | 38.1 | 12.70 | 19.3 | 30.0 | 8.3 | 3.1/2.8 | 60.0 | 22.5° |



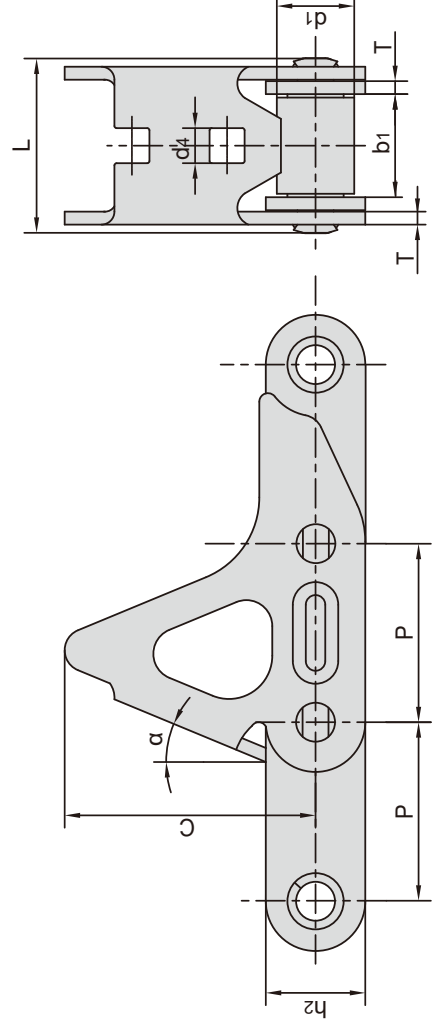
| 东华链号 Donghua Chain No. | P mm | b1 mm | h2 mm | T mm | C mm | α |
|------------------------------|---------|----------|----------|---------|---------|-------|
| CA2060H - C2E | 38.1 | 12.57 | 18.0 | 3.25 | 76.2 | 22.5° |
| CA2060H - C4E | 38.1 | 12.57 | 18.0 | 3.25 | 75.8 | 22.5° |
| CA2060H - C5E | 38.1 | 12.57 | 18.0 | 3.25 | 57.2 | 22.5° |

C型/CA型钢制农机链附件

C type and CA type steel agricultural chain attachments



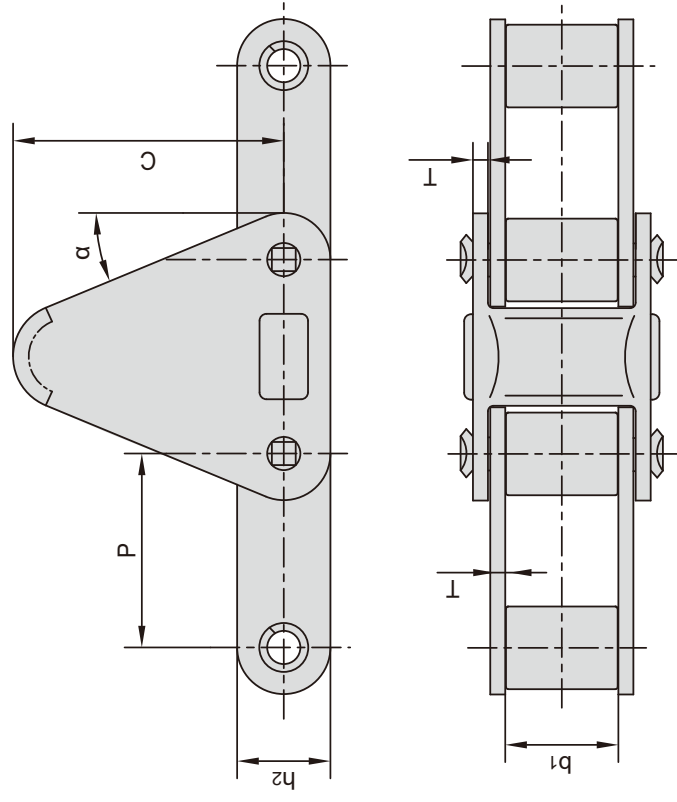
| 东华链号 Donghua Chain No. | 节距 Pitch P mm | 滚子直径 Roller diameter d1 max mm | 内节内宽 Width between inner plates b1 min mm | 销轴直径 Pin diameter d2 max mm | 销轴长度 Pin length | | 附板尺寸 Attachment dimension | | 抗拉强度 Tensile strength Q min kN/lbf | 每米长重 Weight per meter q kg/m |
|------------------------------|------------------------|---|---|--|-----------------------|-----------------|---------------------------------|----------------|---|---|
| | | | | | L max mm | Lc max mm | L max mm | T max mm | | |
| CA555F1 | 41.4 | 17.85 | 23.0 | 8.2 | 39.5 | 42.4 | 20.0 | 3.0 | 84.0 | 2.99 |
| CA555F2 | 41.4 | 17.85 | 23.0 | 8.2 | 39.5 | 42.4 | 20.0 | 3.0 | 39.1/8795 | 2.82 |



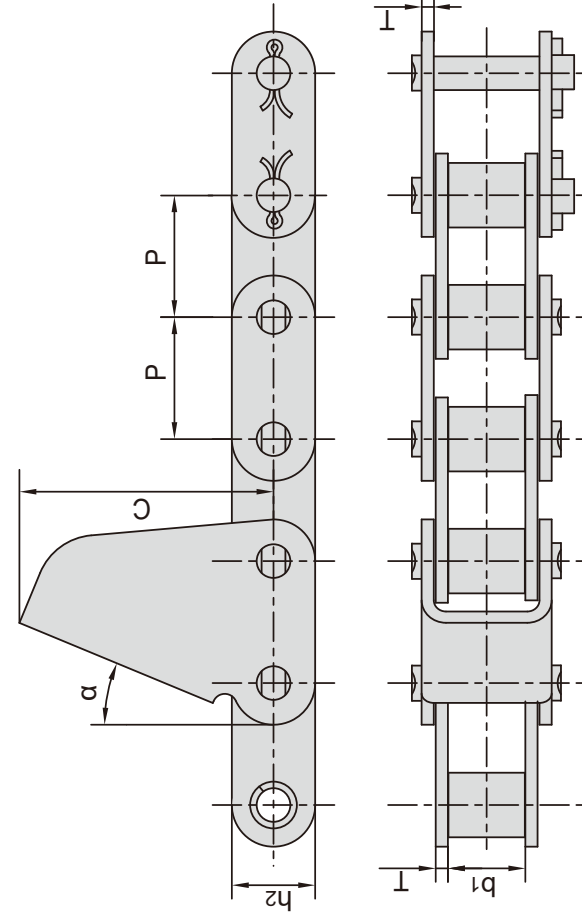
| 东华链号 Donghua Chain No. | 节距 Pitch P mm | 滚子直径 Roller diameter d1 max mm | 内节内宽 Width between inner plates b1 min mm | 销轴直径 Pin diameter d2 max mm | 销轴长度 Pin length | | 链板尺寸 Plate dimension | | 抗拉强度 Tensile strength Q min kN/lbf | 每米长重 Weight per meter q kg/m |
|------------------------------|------------------------|---|---|--|-----------------------|-----------------|----------------------------|----------------|---|---|
| | | | | | L max mm | Lc max mm | L max mm | T max mm | | |
| 55VDF1-CPEF | 41.4 | 17.90 | 22.50 | 8.1 | 39.7 | 41.6 | 23.0 | 3.0 | 50/11248 | 3.68 |
| 55VF6-CPEF | 41.4 | 15.88 | 22.23 | 8.1 | 41.6 | 41.6 | 22.0 | 4/3 | 45/10117 | 3.35 |

C型/CA型钢制农机链附件

C type and CA type steel agricultural chain attachments



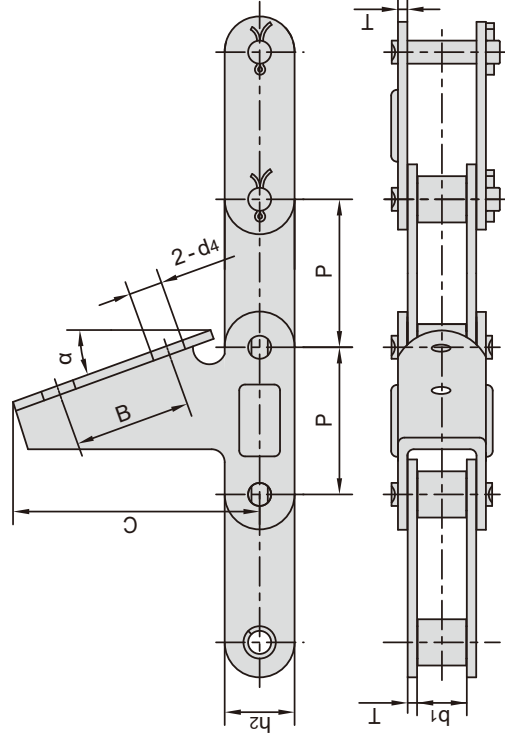
| 东华链号 Donghua Chain No. | P mm | b1 mm | h2 mm | T mm | C mm | α |
|------------------------------|---------|----------|----------|---------|---------|----------|
| CA620-C30E | 42.01 | 24.51 | 20.2 | 3.25 | 58.7 | 22.5° |



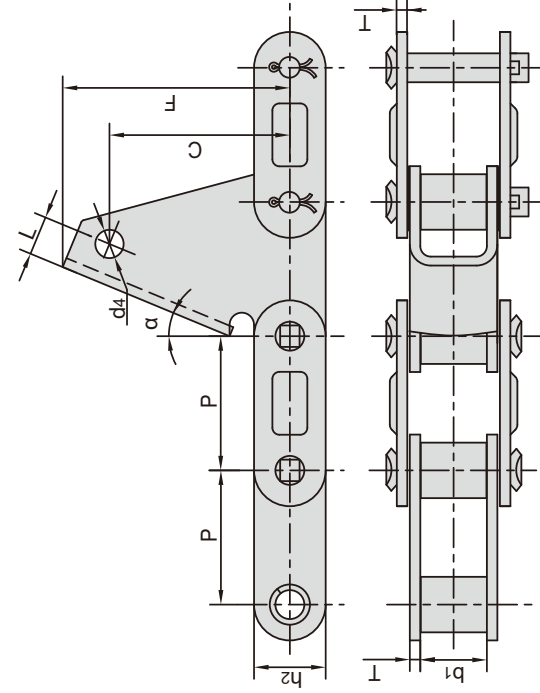
| 东华链号 Donghua Chain No. | P mm | b1 mm | h2 mm | T mm | C mm | α |
|------------------------------|---------|----------|----------|---------|---------|----------|
| CA627-CPEF1 | 30.0 | 19.05 | 20.5 | 3.0 | 62.5 | 22.5° |
| CA627-CPEF2 | 30.0 | 19.60 | 20.5 | 3.0 | 62.5 | 22.5° |
| CA627-CPEF4 | 30.0 | 19.05 | 20.5 | 3.0 | 62.5 | 22.5° |
| CA627-CPEF9 | 30.0 | 19.05 | 20.5 | 3.0 | 69.0 | 22° |
| CA550-CPEF2 | 41.4 | 19.81 | 19.3 | 2.8 | 63.5 | 15° |

C型/CA型钢制农机链附件

C type and CA type steel agricultural chain attachments



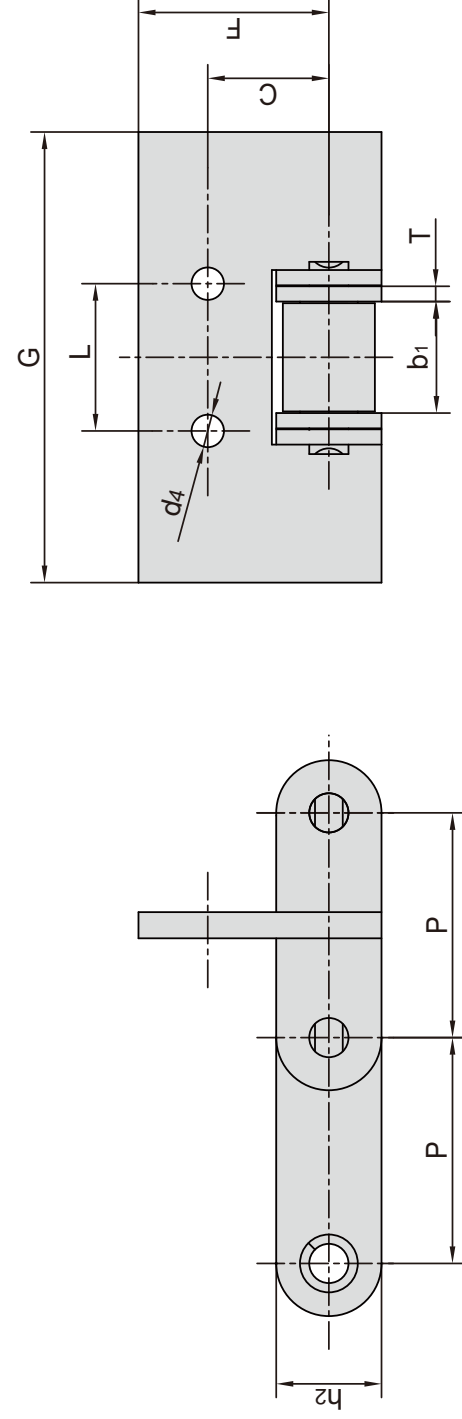
| 东华链号 Donghua Chain No. | P mm | b1 mm | h2 mm | d4 mm | T mm | B mm | C mm | α |
|------------------------------|---------|----------|----------|-------------|---------|---------|---------|-------|
| CA627 - CPEF5 | 30.0 | 19.05 | 20.5 | 6.30 x 6.30 | 3.00 | 30.0 | 62.5 | 22.5° |
| CA627 - CPEF13 | 30.0 | 19.05 | 20.5 | 6.60 x 6.60 | 3.00 | 30.0 | 63.5 | 22.5° |
| CA627 - CPEF16 | 30.0 | 19.60 | 20.5 | 6.50 | 3.00 | 30.0 | 62.5 | 22.5° |
| CA627 - CPEF18 | 30.0 | 19.05 | 20.5 | 6.50 | 3.00 | 30.0 | 62.5 | 22.5° |
| CA2060H - 7AUE | 38.1 | 12.57 | 18.0 | 8.50 | 3.25 | 30.0 | 57.2 | 22.5° |
| CA2060H - CPEF2 | 38.1 | 12.57 | 18.0 | - | 3.25 | - | 57.0 | 22.0° |
| CA2060H - CPEF3 | 38.1 | 12.57 | 18.0 | 6.75 | 3.25 | 25.4 | 57.0 | 22.0° |
| CA414 - CPEF1 | 41.4 | 15.88 | 20.1 | - | 3.00 | - | 66.0 | 20.0° |
| CA550 - CPEF1 | 41.4 | 19.81 | 19.3 | - | 2.80 | - | 63.5 | 15.0° |
| CA550 - CPEF4 | 41.4 | 19.81 | 19.3 | - | 2.80 | - | 75.8 | 20.0° |
| CA550 - CPEF5 | 41.4 | 19.81 | 19.3 | - | 2.80 | - | 60.0 | 10.0° |



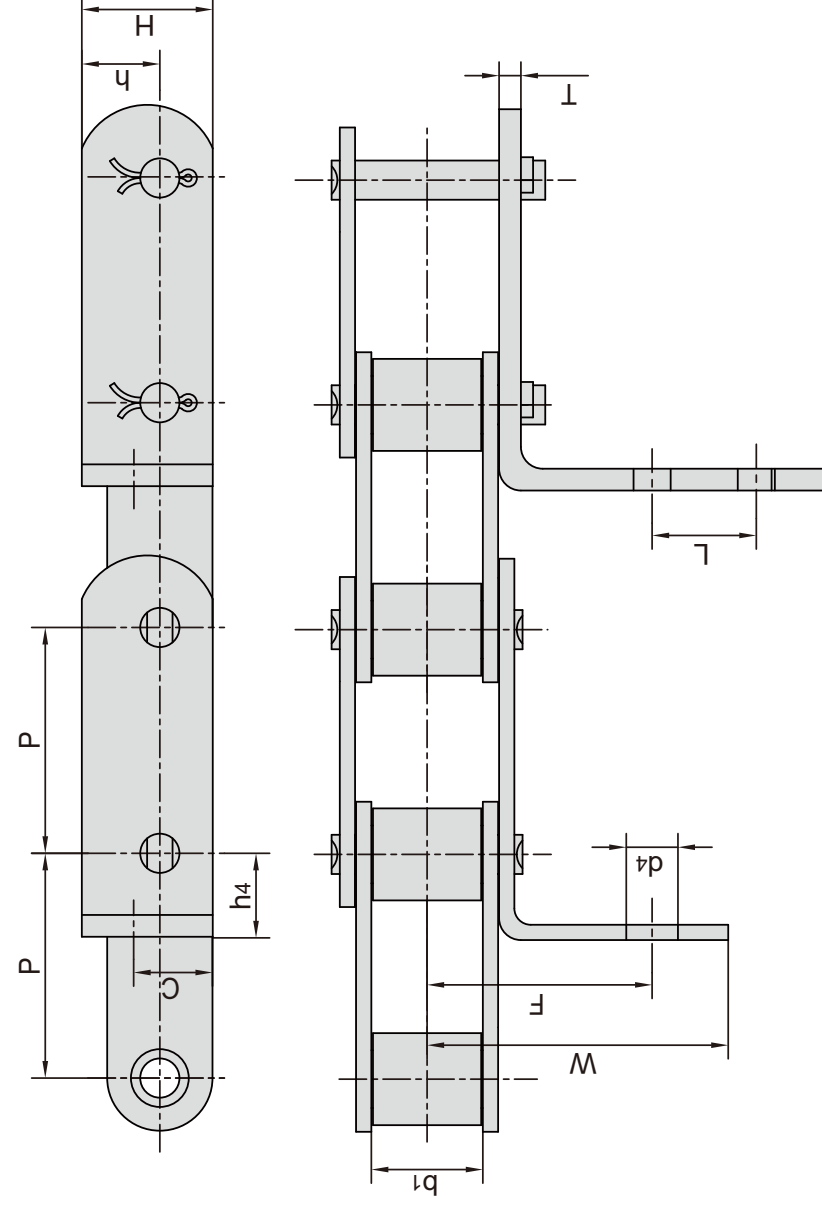
| 东华链号 Donghua Chain No. | P mm | b1 mm | h2 mm | L mm | d4 mm | T mm | C mm | F mm | α |
|------------------------------|---------|----------|----------|---------|----------|---------|---------|---------|-----|
| 38.4VBF4 | 38.4 | 19.05 | 20.5 | 15.0 | 8.1 | 3.0 | 48.0 | 64.0 | 22° |

C型/CA型钢制农机链附件

C type and CA type steel agricultural chain attachments



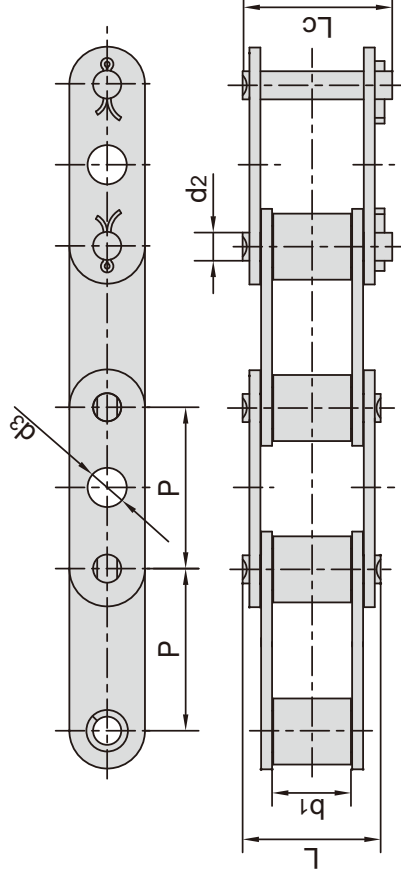
| 东华链号 Donghua Chain No. | P mm | b ₁ mm | C mm | F mm | L mm | G mm | h ₂ mm | T mm | d ₄ mm |
|------------------------------|---------|----------------------|---------|---------|---------|---------|----------------------|---------|----------------------|
| CA550F11 | 41.4 | 19.81 | 22.2 | 34.9 | 27.0 | 82.6 | 19.3 | 2.8 | 5.95 |



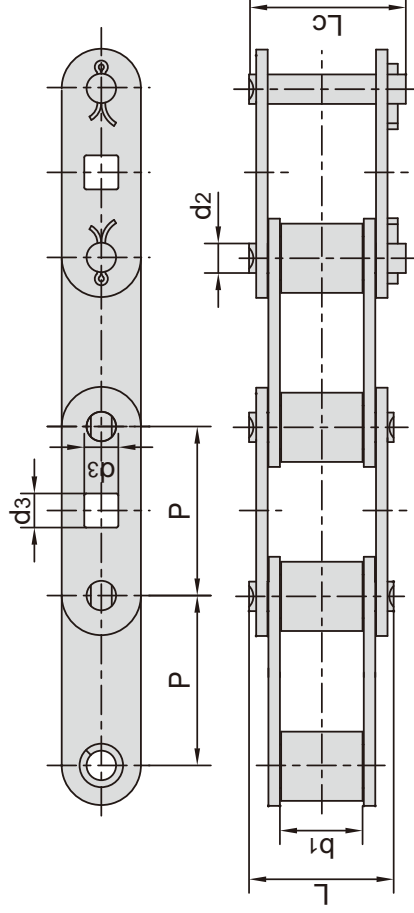
| 东华链号 Donghua Chain No. | P mm | b ₁ mm | C mm | h mm | H mm | h ₄ mm | F mm | L mm | W mm | T mm | d ₄ mm |
|------------------------------|---------|----------------------|---------|---------|---------|----------------------|---------|---------|---------|---------|----------------------|
| CA550-GX | 41.4 | 19.81 | 14.5 | 14.3 | 24.0 | 15.5 | 41.7 | 19.1 | 73.4 | 4.00 | 6.75 |
| CA550-G27 | 41.4 | 19.81 | 14.5 | 14.3 | 24.0 | 15.9 | 41.7 | - | 55.2 | 2.80 | 8.33 |
| CA550-G27S | 41.4 | 19.81 | 14.5 | 14.3 | 24.0 | 15.9 | 41.7 | - | 55.2 | 3.25 | 8.33 |

C型/CA型钢制农机链附件

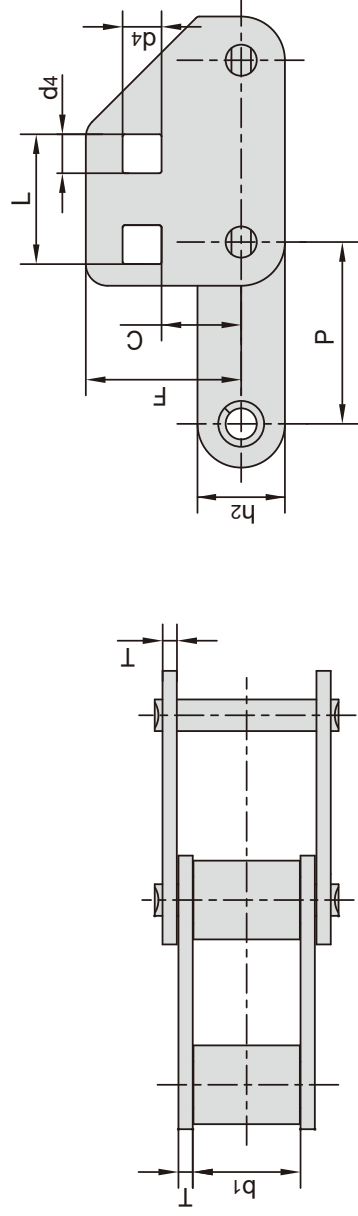
C type and CA type steel agricultural chain attachments



| 东华链号 Donghua Chain No. | P mm | b1 mm | d2 mm | d3 mm | L mm | Lc mm |
|------------------------------|---------|----------|----------|----------|---------|----------|
| CA550GKF1 | 41.4 | 19.81 | 7.19 | 10 | 35 | 38 |
| CA550GKF3 | 41.4 | 19.81 | 7.19 | 12 | 35 | 38 |



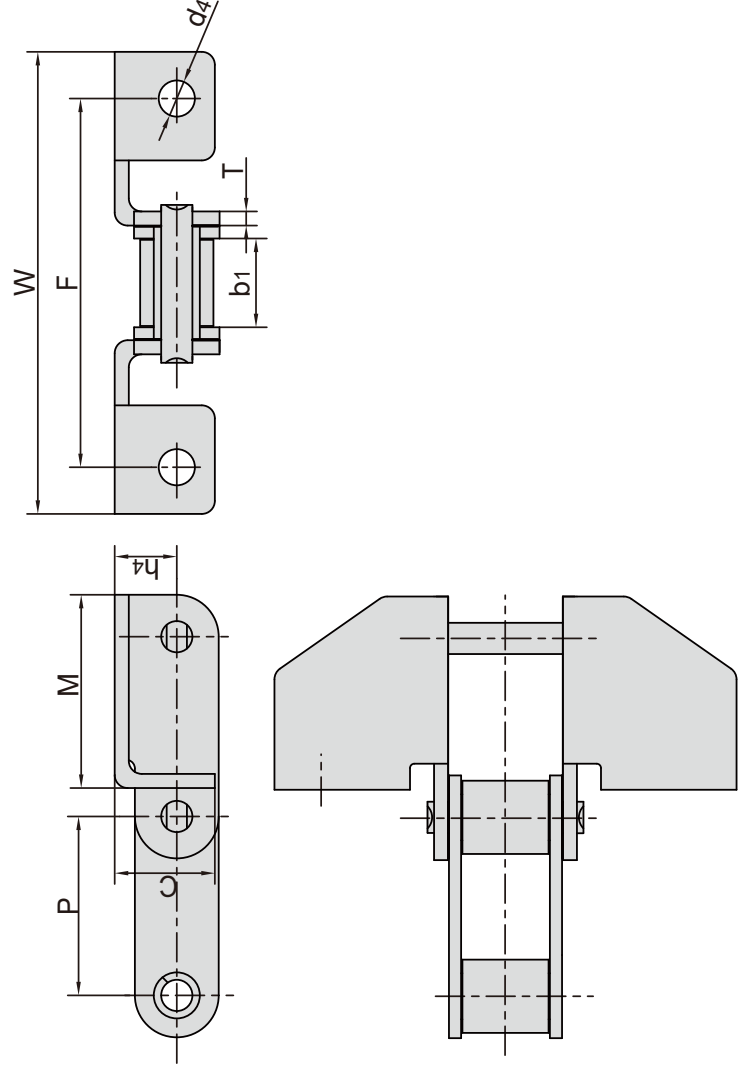
| 东华链号 Donghua Chain No. | P mm | b1 mm | d2 mm | d3 mm | L mm | Lc mm |
|------------------------------|---------|----------|----------|----------|---------|----------|
| CA550GKF2 | 41.4 | 19.81 | 7.19 | 8.3 | 35 | 38 |



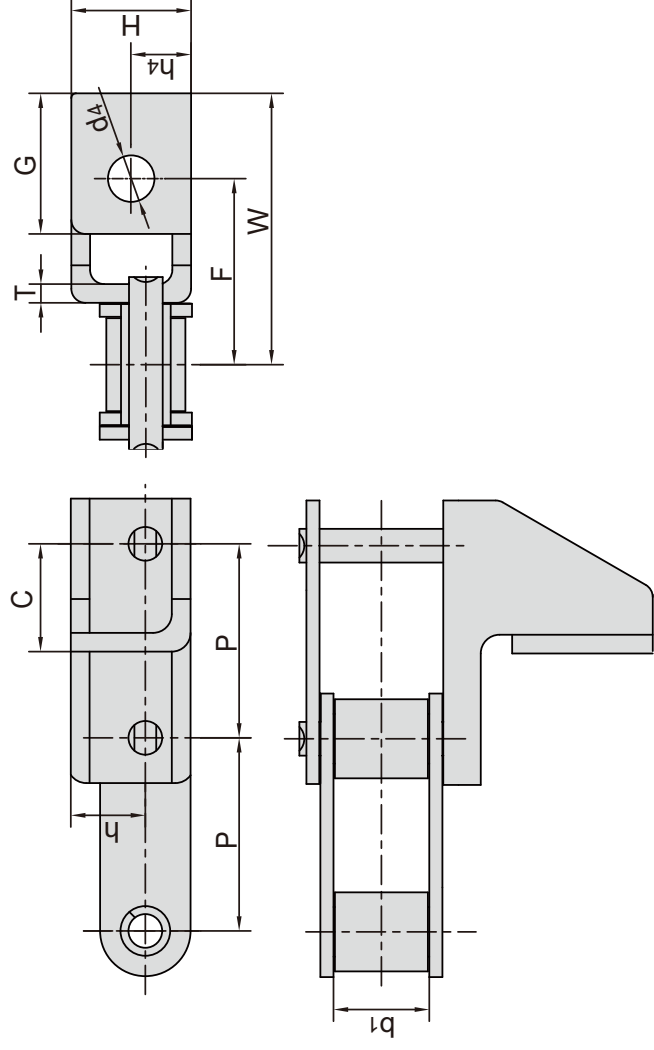
| 东华链号 Donghua Chain No. | P mm | b1 mm | L mm | T mm | C mm | F mm | d4 mm |
|------------------------------|---------|----------|---------|---------|---------|---------|----------|
| CA620F2 | 42.01 | 24.51 | 30 | 3.25 | 18.4 | 35.9 | 9 |

C型/CA型钢制农机链附件

C type and CA type steel agricultural chain attachments



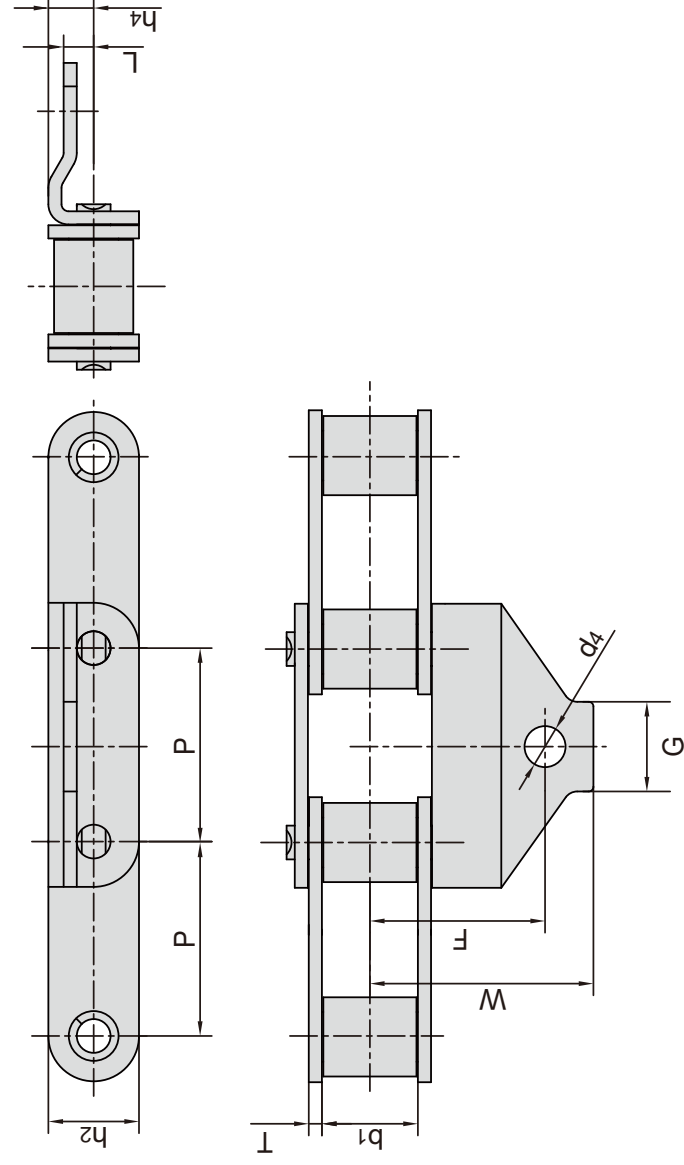
| 东华链号 Donghua Chain No. | P mm | b1 mm | M mm | C mm | F mm | W mm | T mm | h4 mm | d4 mm |
|------------------------------|---------|----------|---------|---------|---------|---------|---------|----------|----------|
| CA550-F7A | 41.4 | 19.81 | 44.5 | 23.3 | 84.9 | 106.4 | 3.25 | 14.3 | 8.33 |
| CA550G57 | 41.4 | 19.81 | 44.5 | 23.3 | - | 106.4 | 3.25 | 14.3 | - |



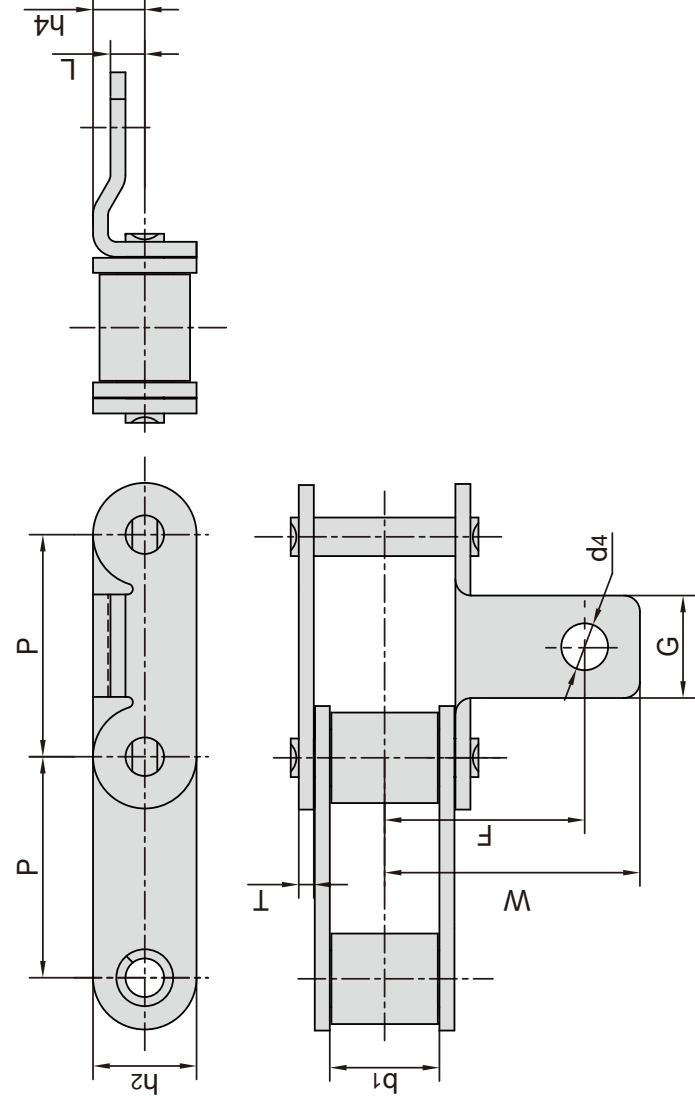
| 东华链号 Donghua Chain No. | P mm | b1 mm | C mm | h mm | H mm | G mm | h4 mm | F mm | W mm | T mm | d4 mm |
|------------------------------|---------|----------|---------|---------|---------|---------|----------|---------|---------|---------|----------|
| CA550-G50 | 41.4 | 19.81 | 23.0 | 17.5 | 27.2 | 30.0 | 12.9 | 39.7 | 57.9 | 4.0 | 9.92 |
| CA550-G50S | 41.4 | 19.81 | 23.0 | 15.9 | 25.6 | 30.0 | 12.9 | 39.7 | 57.9 | 4.0 | 9.92 |
| P41.4F8 | 41.4 | 20.00 | 24.5 | 13.8 | 31.6 | 25.5 | 13.8 | 40.1 | 55.8 | 4.0 | 13.60 |

C型/CA型钢制农机链附件

C type and CA type steel agricultural chain attachments



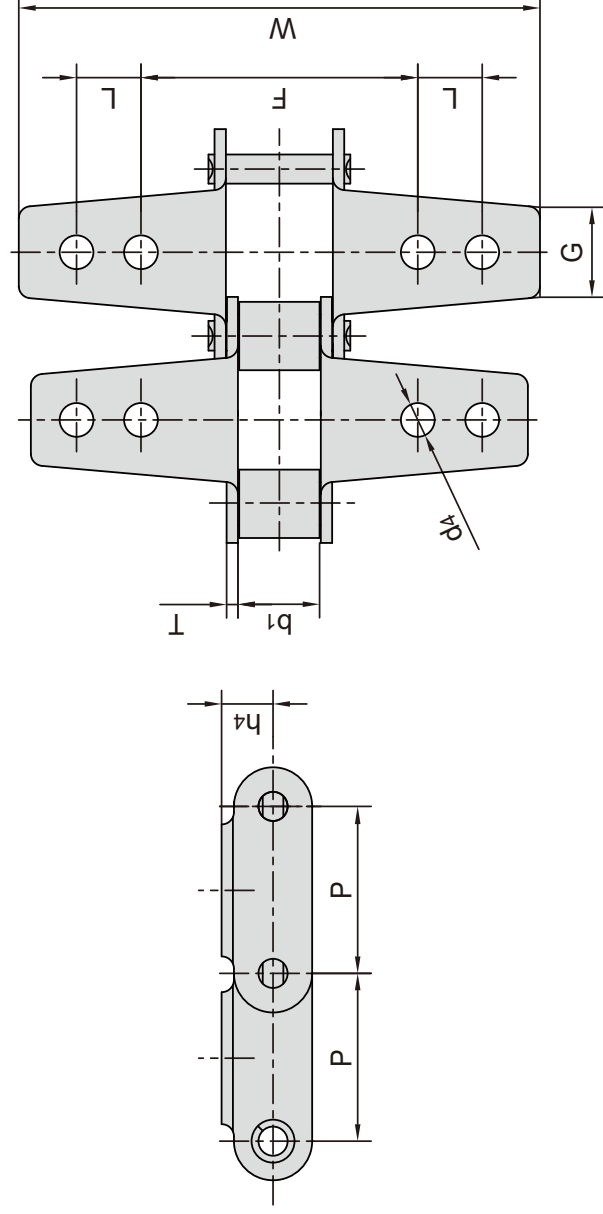
| 东华链号 Donghua Chain No. | P mm | b1 mm | G mm | F mm | W mm | h2 mm | L mm | h4 mm | T mm | d4 mm |
|------------------------------|---------|----------|---------|---------|---------|----------|---------|----------|---------|----------|
| CA550AH | 41.4 | 19.81 | 19.1 | 37.3 | 47.6 | 19.3 | 6.4 | 9.65 | 2.8 | 8.73 |
| CA550AHF1 | 41.4 | 19.81 | 25.4 | 37.3 | 47.6 | 19.3 | 6.4 | 9.70 | 2.8 | 8.71 |



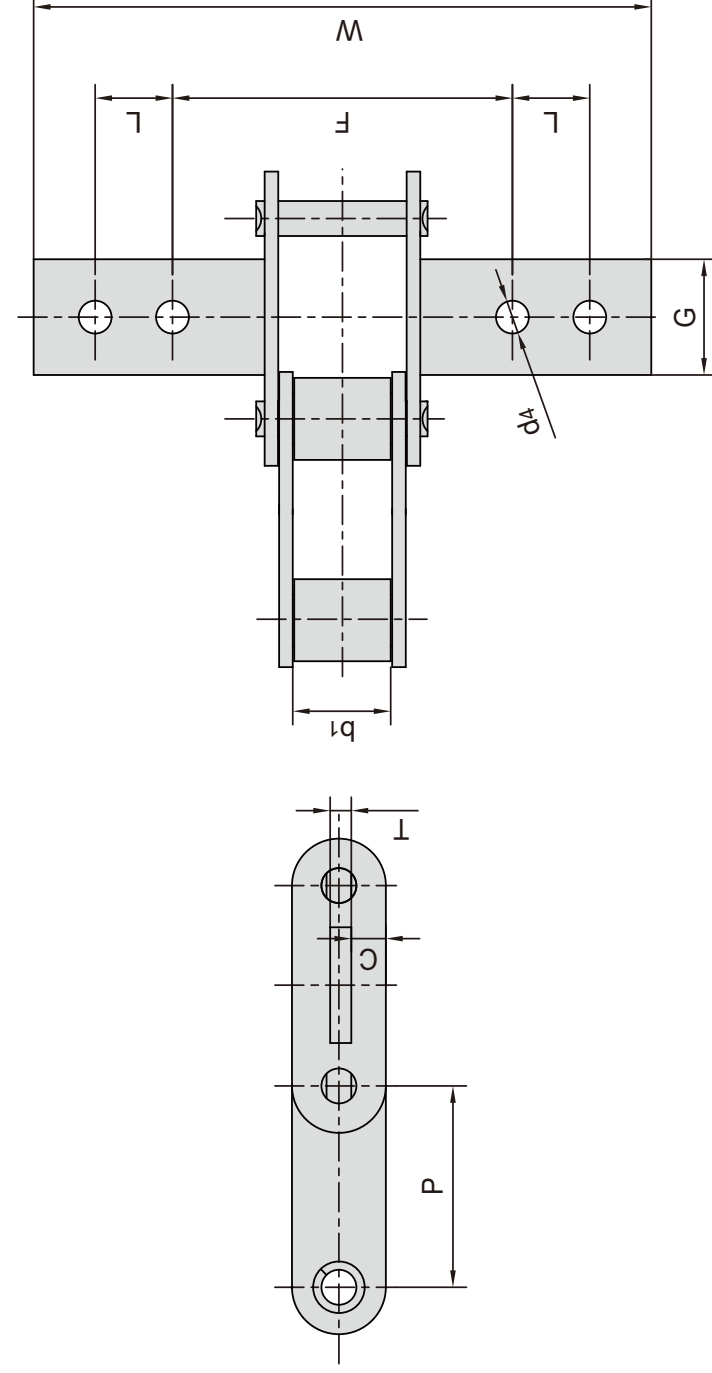
| 东华链号 Donghua Chain No. | P mm | b1 mm | G mm | F mm | W mm | h2 mm | L mm | h4 mm | T mm | d4 mm |
|------------------------------|---------|----------|---------|---------|---------|----------|---------|----------|---------|----------|
| CA550AID | 41.4 | 19.81 | 19.1 | 37.3 | 47.6 | 19.3 | 6.4 | 9.65 | 2.8 | 8.73 |

C型/CA型钢制农机链附件

C type and CA type steel agricultural chain attachments



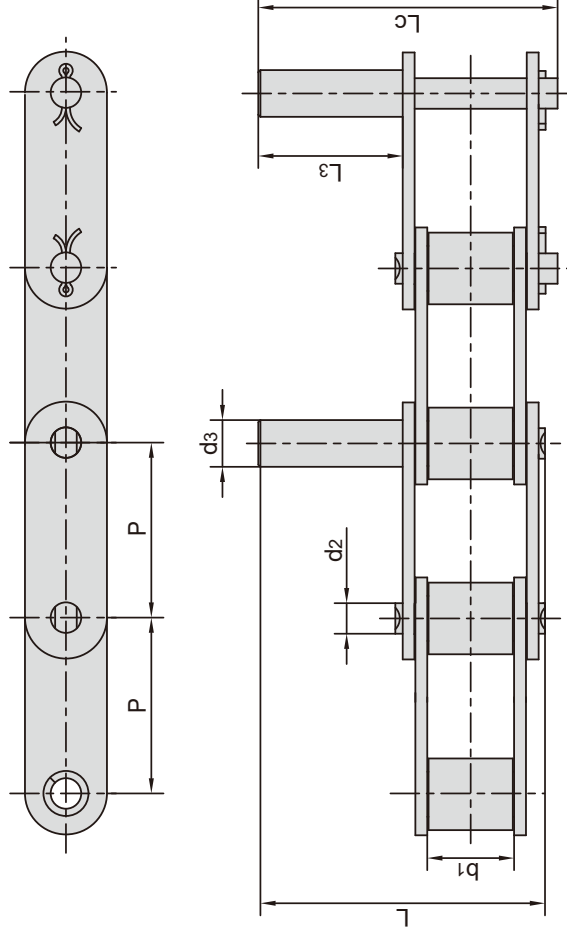
| 东华链号 Donghua Chain No. | P mm | b1 mm | L mm | G mm | F mm | W mm | h4 mm | T mm | d4 mm |
|------------------------------|---------|----------|---------|---------|---------|---------|----------|---------|----------|
| CA550K6 | 41.40 | 19.81 | 15.9 | 22.2 | 68.3 | 128.6 | 12.7 | 2.80 | 8.33 |
| CA620K12 | 42.01 | 24.51 | 15.9 | 22.2 | 69.9 | 130.2 | 23.8 | 3.25 | 6.75 |



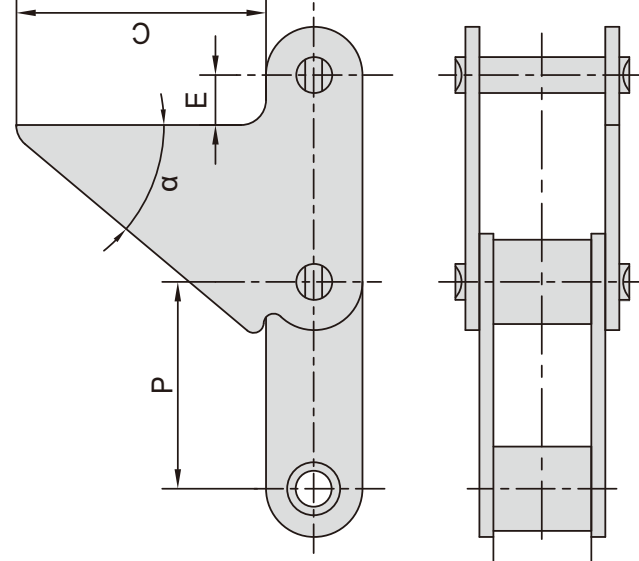
| 东华链号 Donghua Chain No. | P mm | b1 mm | G mm | L mm | F mm | W mm | T mm | C mm | d4 mm |
|------------------------------|---------|----------|---------|---------|---------|---------|---------|---------|----------|
| CA550K8 | 41.40 | 19.81 | 23.8 | 15.9 | 69.9 | 127.0 | 4.3 | 7.1 | 6.75 |
| CA550K9 | 41.40 | 19.81 | 23.8 | 15.9 | 69.9 | 127.0 | 4.3 | 7.9 | 6.75 |

C型/CA型钢制农机链附件

C type and CA type steel agricultural chain attachments

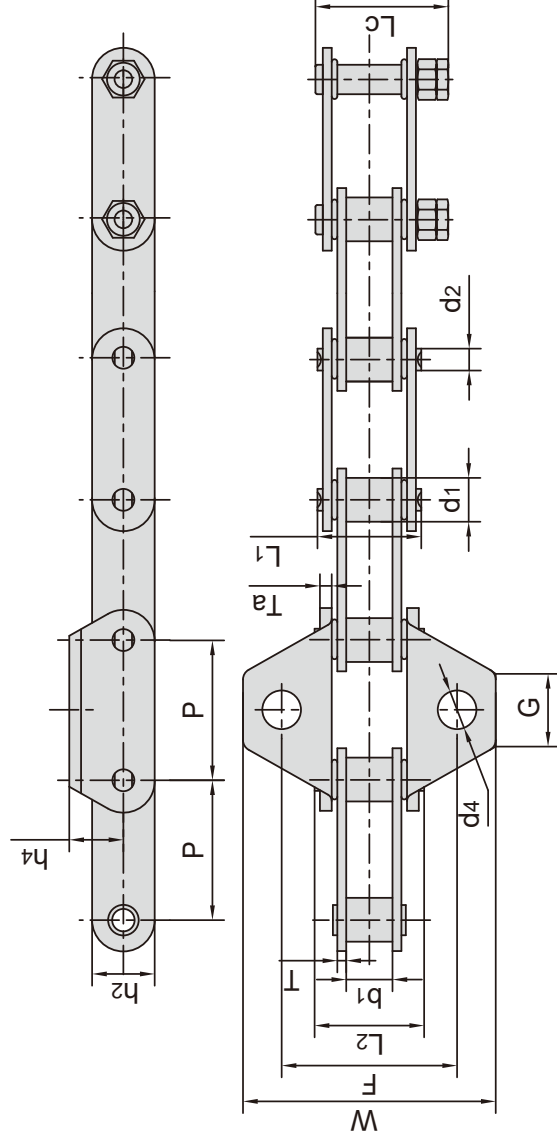


| 东华链号 Donghua Chain No. | P mm | b ₁ mm | d ₂ mm | d ₃ mm | L ₃ mm | L mm | L _c mm |
|------------------------------|---------|----------------------|----------------------|----------------------|----------------------|---------|----------------------|
| CA550-D1 | 41.40 | 19.81 | 7.19 | 12.7 | 50.80 | 84.5 | 87.5 |
| CA550-D2 | 41.40 | 19.81 | 7.19 | 7.19 | 31.75 | 65.4 | 68.4 |
| CA550-D4 | 41.40 | 19.81 | 7.19 | 11.0 | 34.00 | 67.7 | 70.7 |
| S62F6 | 41.19 | 25.40 | 9.00 | 12.7 | 40.00 | 84.8 | 87.8 |
| S62F4 | 41.19 | 26.00 | 8.00 | 12.7 | 40.00 | 80.8 | 83.8 |
| CA620-D1F1 | 42.01 | 24.51 | 7.19 | 12.0 | 44.45 | 84.8 | 88.2 |



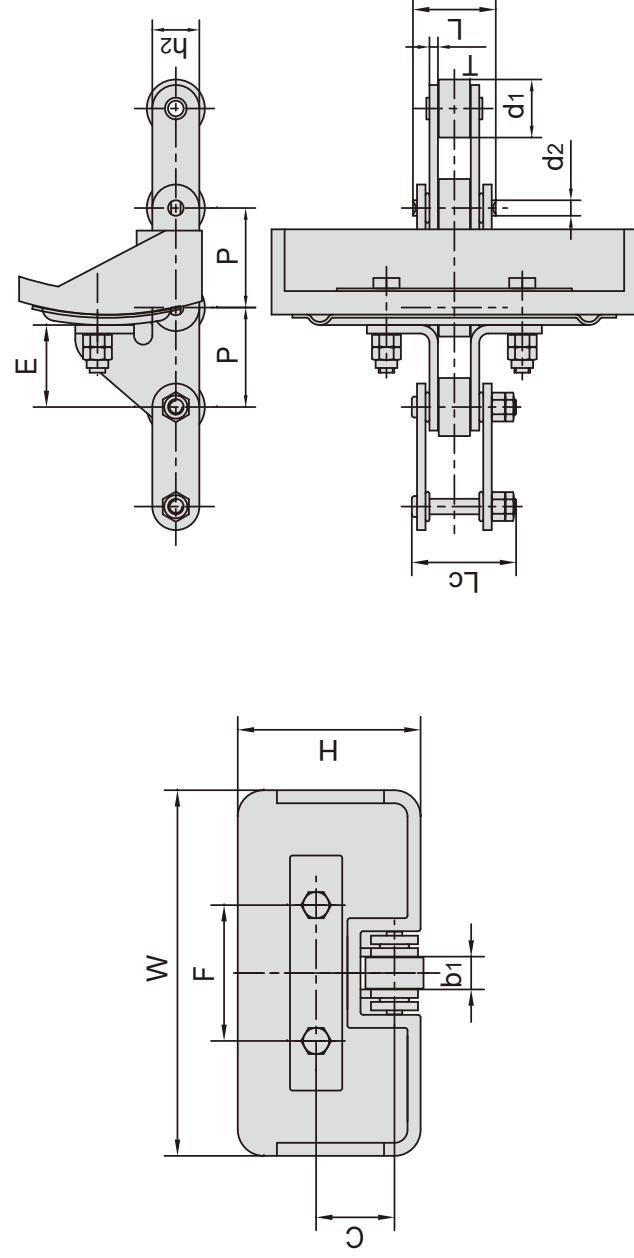
| 东华链号 Donghua Chain No. | P mm | b ₁ mm | C mm | α | E mm |
|------------------------------|---------|----------------------|---------|-----|---------|
| CA550F6 | 41.4 | 19.81 | 50.0 | 40° | 10 |
| CA550F9 | 41.4 | 19.81 | 40.7 | 40° | 10 |

O形密封圈农机链 O-Ring agricultural chains



| 东华链号 Donghua Chain No. | 节距 Pitch | 滚子直径 Roller diameter d1 max mm | 内节内宽 Width between inner plates b1 min mm | 销轴直径 Pin diameter d2 max mm | 销轴长度 Pin length | | | 链板尺寸 Plate dimension | | 抗拉强度 Tensile strength Q min kN/lbf | 每米重量 Weight per meter q kg/m |
|------------------------------|-------------|---|---|--|-----------------------|-----------------|-----------------|----------------------------|----------------|---|---|
| | | | | | L1 max mm | L2 max mm | Lc max mm | h2 max mm | T max mm | | |
| C2040HOR-WK1F1 | 25.4 | 7.95 | 7.85 | 3.96 | 20.5 | 20.5 | 26.0 | 12 | 2.03 | 14.1/3170 | 0.78 |
| C2060F77 OR | 38.1 | 11.91 | 12.57 | 5.95 | 28.5 | 30.1 | 37.1 | 17 | 2.42 | 39.2/8813 | 1.41 |

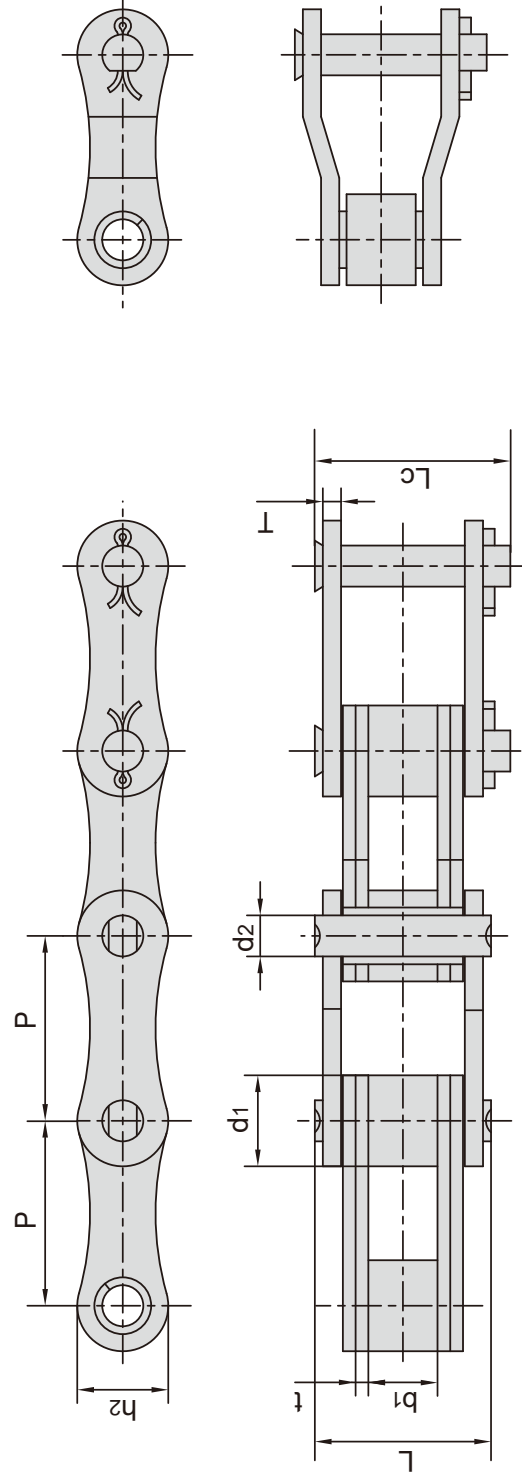
| 东华链号 Donghua Chain No. | P | Ta | G | F | W | h4 | d4 |
|------------------------------|------|------|------|------|------|------|------|
| C2040HOR-WK1F1 | 25.4 | 2.03 | 37.4 | 62.0 | 80.0 | 9.5 | 7.0 |
| C2060F77 OR | 38.1 | 3.25 | 20.0 | 48.0 | 69.0 | 14.7 | 10.5 |



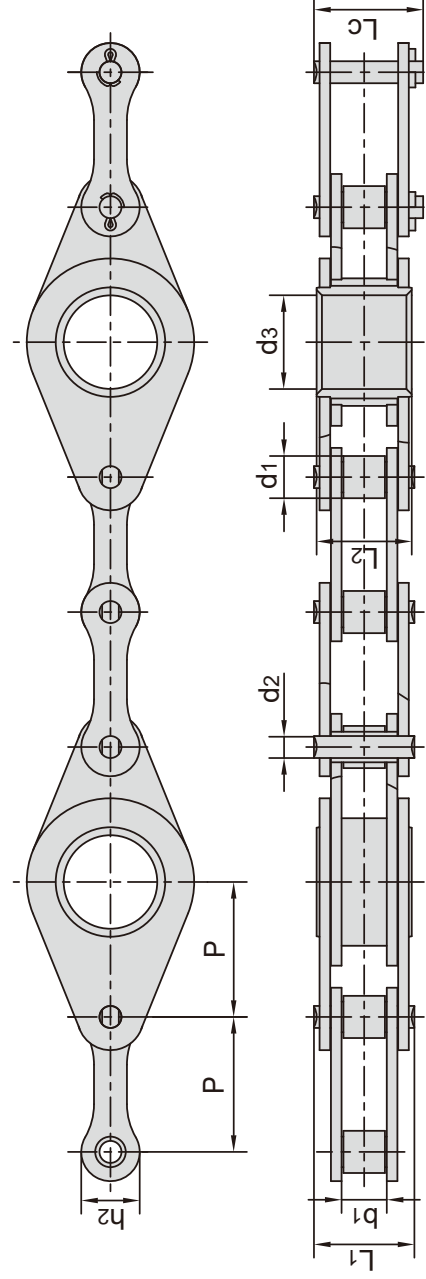
| 东华链号 Donghua Chain No. | 节距 Pitch | 滚子直径 Roller diameter d1 max mm | 内节内宽 Width between inner plates b1 min mm | 销轴直径 Pin diameter d2 max mm | 销轴长度 Pin length | | | 链板尺寸 Plate dimension | | 抗拉强度 Tensile strength Q min kN/lbf |
|------------------------------|-------------|---|---|--|-----------------------|-----------------|----------------|----------------------------|----------------|---|
| | | | | | L max mm | Lc max mm | L max mm | h2 max mm | T max mm | |
| C2062H ORSDF1 | 38.1 | 22.23 | 12.57 | 5.94 | 31.7 | 40.0 | 30.0 | 140.0 | 52.0 | 31.8/7150 |

特殊农机链及附件

Special agricultural chains and attachments



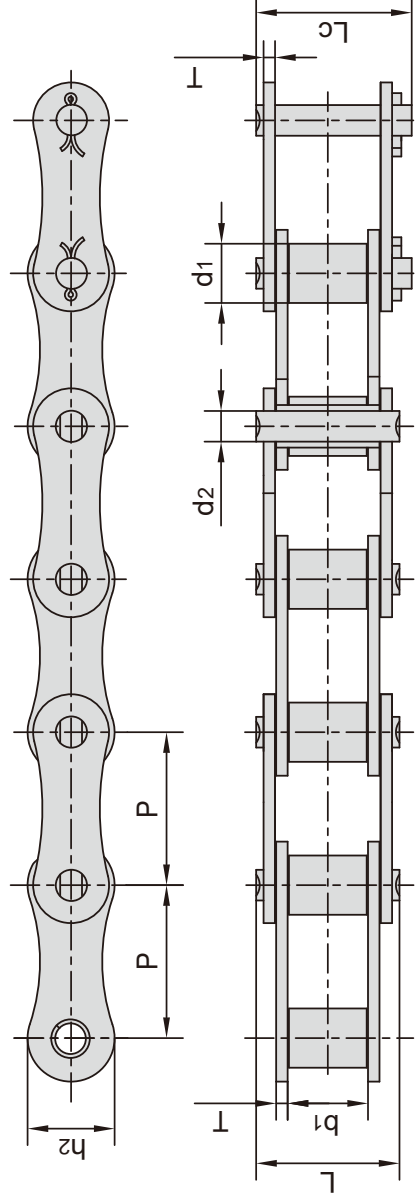
| 东华链号 Donghua Chain No. | 节距 Pitch P mm | 滚子直径 Roller diameter d1 max mm | 内节内宽 Width between inner plates b1 min mm | 销轴直径 Pin diameter d2 max mm | 销轴长度 Pin length | | 内链板高度 Inner plate depth h2 max mm | 链板厚度 Plate thickness t/T max mm | 抗拉强度 Tensile strength Q min kN/lbf | 平均抗拉强度 Average tensile strength Q0 kN | 每米长重 Weight per meter q kg/m |
|------------------------------|------------------------|---|---|--|-----------------------|-----------------|---|--|---|--|---|
| | | d1 max mm | b1 min mm | d2 max mm | L max mm | Lc max mm | h2 max mm | t/T max mm | Q min kN/lbf | Q0 kN | q kg/m |
| 55VF1H2 | 41.4 | 17.9 | 22.23 | 8.22 | 45.3 | 48.4 | 21.4 | 3.0 | 60.0/11858 | 65.0 | 2.92 |
| CA650F1 | 50.8 | 25.0 | 19.00 | 11.28 | 49.2 | 53.7 | 25.0 | 3.5/5.0 | 138.0/27273 | 140.0 | 4.36 |



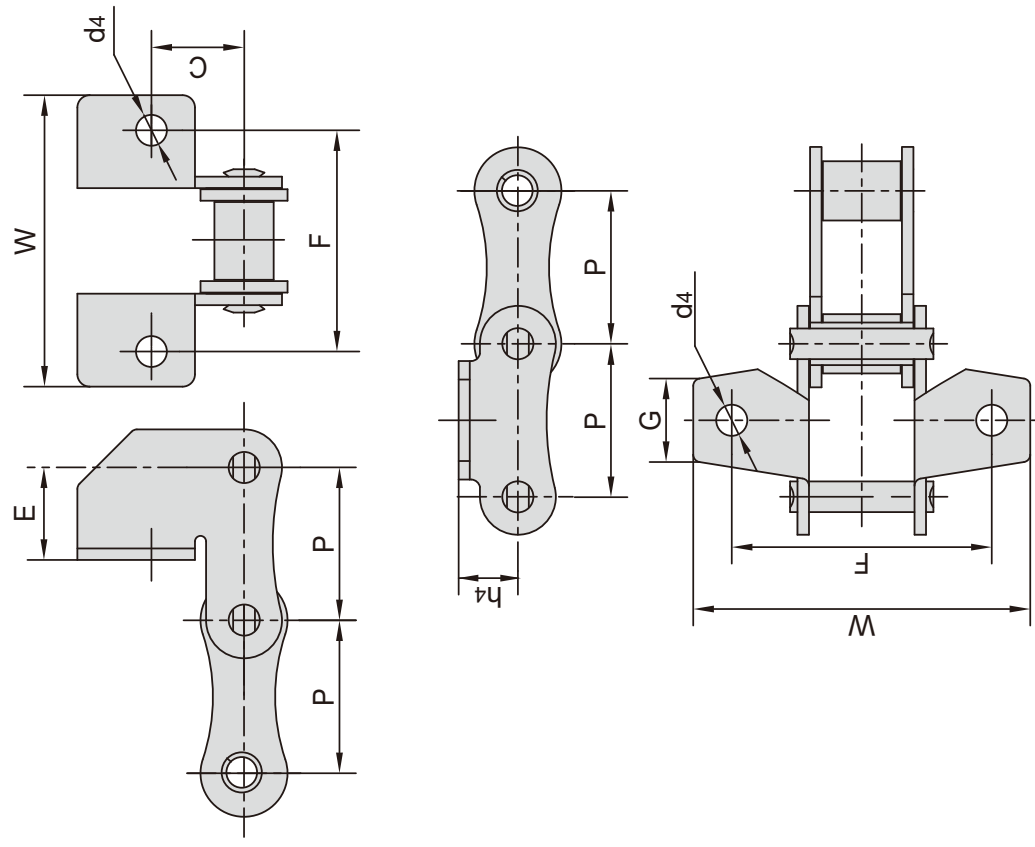
| 东华链号 Donghua Chain No. | 节距 Pitch P mm | 滚子直径 Roller diameter d1 max mm | 内节内宽 Width between inner plates b1 min mm | 销轴直径 Pin diameter d2 max mm | 空心销轴内径 Hollow pin inner diameter d3 min mm | 销轴长度 Pin length | | | 内链板高度 Inner plate depth h2 max mm | 抗拉强度 Tensile strength Q min kN/lbf | 平均抗拉强度 Average tensile strength Q0 kN |
|------------------------------|------------------------|---|---|--|--|-----------------------|-----------------|-----------------|---|---|--|
| | | d1 max mm | b1 min mm | d2 max mm | d3 min mm | L1 max mm | L2 max mm | Lc max mm | h2 max mm | Q min kN/lbf | Q0 kN |
| 216BF1 | 50.8 | 15.88 | 17.02 | 8.28 | 35.3 | 37.8 | 35.8 | 41.3 | 22.0 | 60.0/13636 | 70.8 |
| CA650F3 | 50.8 | 19.05 | 19.05 | 9.53 | 35.3 | 40.4 | 37.8 | 44.7 | 25.0 | 90.0/20454 | 99.0 |

特殊农机链及附件

Special agricultural chains and attachments



| 东华链号 Donghua Chain No. | 节距 Pitch | 滚子直径 Roller diameter | 内节内宽 Width between inner plates | 销轴直径 Pin diameter | 销轴长度 Pin length | | 链板尺寸 Plate dimension | | 抗拉强度 Tensile strength | 每米重量 Weight per meter |
|------------------------------|-------------|----------------------------|--|-------------------------|-----------------------|-----------------|----------------------------|----------------|-----------------------------|--------------------------------|
| | | | | | L max mm | Lc max mm | h2 max mm | T max mm | | |
| P41.3 | 41.30 | 16.00 | 21.40 | 8.28 | 39.0 | 42.0 | 23.5 | 3.10 | 50/11363 | 2.27 |
| CA620F4 | 42.01 | 19.05 | 27.90 | 10.19 | 44.9 | 46.5 | 25.0 | 3.00 | 45.0/10277 | 2.95 |
| CA642 | 41.40 | 15.88 | 19.00 | 8.28 | 36.1 | 39.1 | 21.2 | 3.00 | 50.0/11363 | 1.98 |
| CA645F1 | 41.40 | 17.78 | 22.23 | 8.22 | 41.3 | 44.4 | 21.4 | 1.33 | 71.7/16120 | 2.43 |
| CA650 | 50.80 | 25.00 | 18.90 | 9.53 | 40.4 | 44.7 | 25.0 | 4.00 | 90.0/20454 | 3.49 |
| CA650F2 | 50.80 | 20.00 | 18.90 | 9.53 | 40.4 | 44.7 | 25.0 | 4.00 | 90.0/20454 | 2.98 |
| CA650F4 | 50.80 | 19.05 | 19.05 | 5.93 | 40.4 | 44.7 | 25.0 | 4.00 | 90.0/20454 | 2.85 |

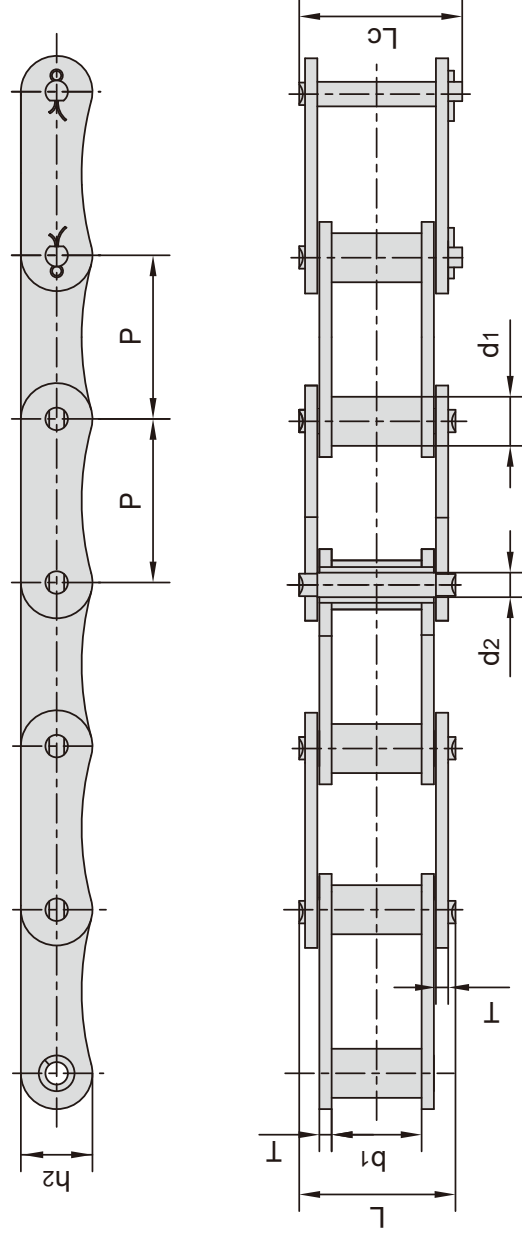


| 东华链号 Donghua Chain No. | P mm | C mm | E mm | F mm | W mm | d4 mm |
|------------------------------|---------|---------|---------|---------|---------|----------|
| | | | | | | |
| P41.3SDF4 | 41.3 | 25 | 25.0 | 60 | 79 | 6.4 |
| P41.3SDF5 | 41.3 | 25 | 52.3 | 55 | 80 | 8.5 |
| P41.3SDF6 | 41.3 | 25 | 25.0 | 60 | 79 | 8.4 |

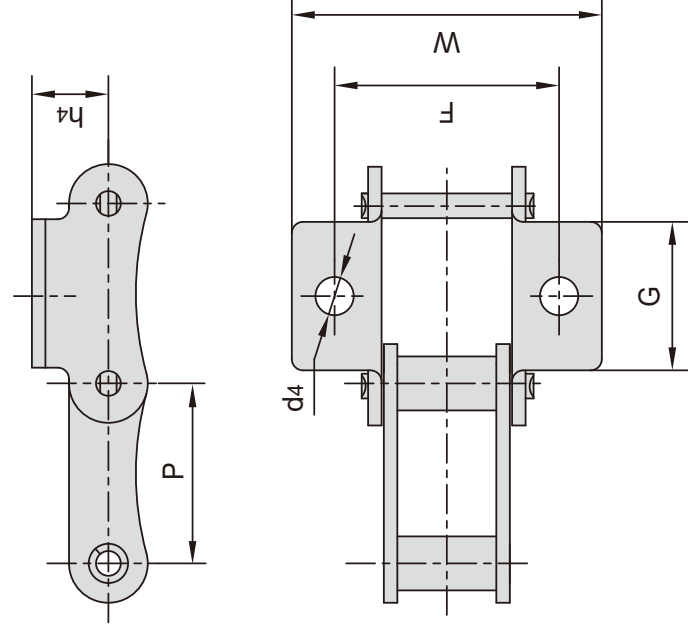
| 东华链号 Donghua Chain No. | P mm | G mm | F mm | W mm | h4 mm | d4 mm |
|------------------------------|---------|---------|---------|---------|----------|----------|
| | | | | | | |

特殊农机链及附件

Special agricultural chains and attachments

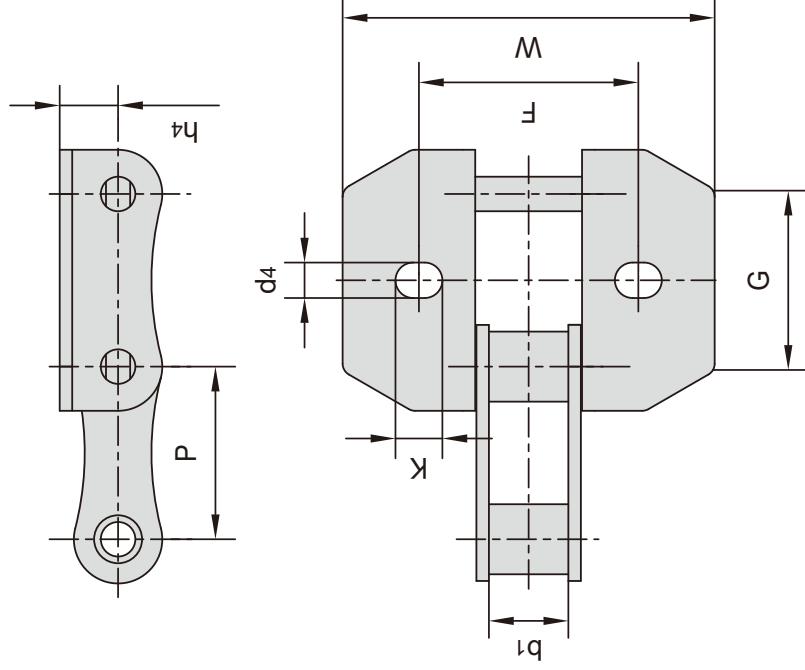


| 东华链号 Donghua Chain No. | 节距 Pitch P mm | 滚子直径 Roller diameter d1 max mm | 内节内宽 Width between inner plates b1 min mm | 销轴直径 Pin diameter d2 max mm | 销轴长度 Pin length | | 链板高度 Plate depth h2 max mm | 链板厚度 Plate thickness T max mm | 抗拉强度 Tensile strength Q min kN/lbf | 每米重量 Weight per meter q kg/m |
|------------------------------|------------------------|---|---|--|-----------------------|-----------------|---|--|---|---|
| | | 12.0 | 22.0 | 6.0 | L max mm | Lc max mm | 17.5 | 3.0 | 31.4/7136 | 1.53 |
| LV40 | 40 | 12.0 | 22.0 | 6.0 | 38.2 | 41.0 | 17.5 | 3.0 | 31.4/7136 | 1.53 |



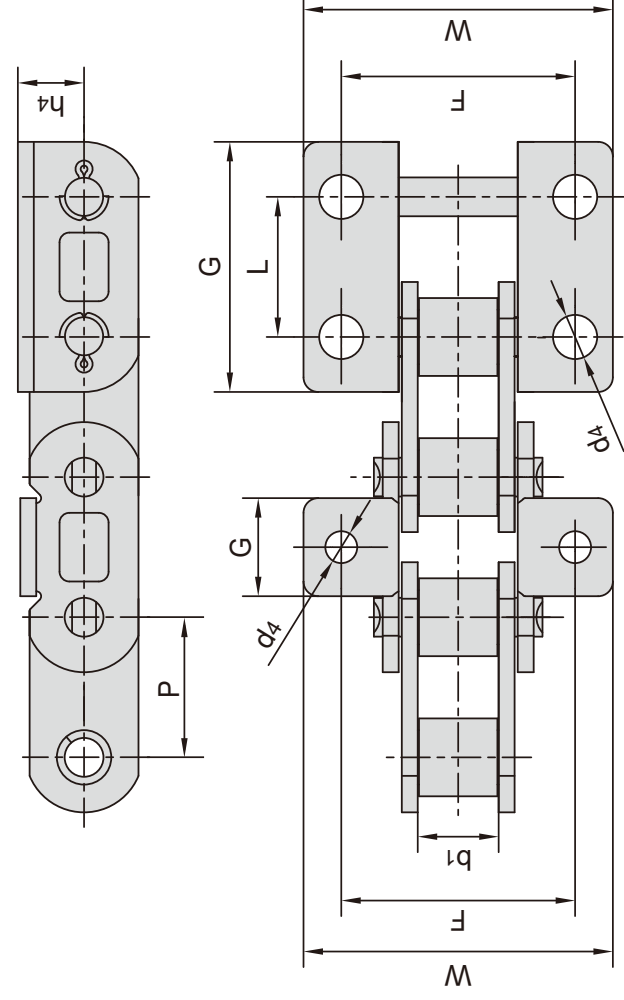
| 东华链号 Donghua Chain No. | 节距 Pitch P mm | 滚子直径 Roller diameter d4 max mm | 内节内宽 Width between inner plates b1 min mm | 销轴直径 Pin diameter d2 max mm | 销轴长度 Pin length | | 链板高度 Plate depth h2 max mm | 链板厚度 Plate thickness T max mm | 抗拉强度 Tensile strength Q min kN/lbf | 每米重量 Weight per meter q kg/m |
|------------------------------|------------------------|---|---|--|-----------------------|------|---|--|---|---|
| | | 40.0 | 33.0 | 50.0 | 50.0 | 69.0 | 17.0 | 8.5 | 31.4/7136 | 1.53 |
| LV40K1 | 40.0 | 33.0 | 50.0 | 50.0 | 69.0 | 17.0 | 8.5 | 31.4/7136 | 1.53 | |

特殊农机链及附件 Special agricultural chains and attachments



| 东华链号 Donghua Chain No. | P | b1 | G | F | W | h4 | d4 | K |
|------------------------------|------|----|----|----|------|------|-----|-------|
| | mm | mm | mm | mm | mm | mm | mm | mm |
| CA642S103 | 41.4 | 19 | 40 | 53 | 89.6 | 14.0 | 8.5 | 11.25 |

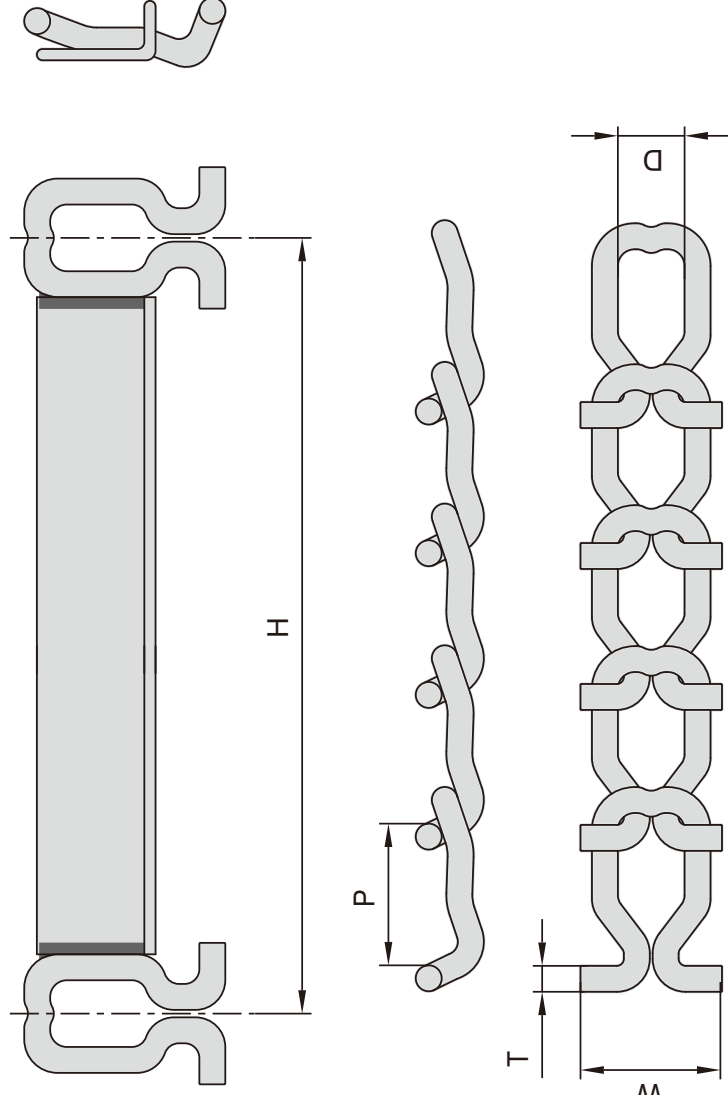
S1附件 S2附件
S1 attachments S2 attachments



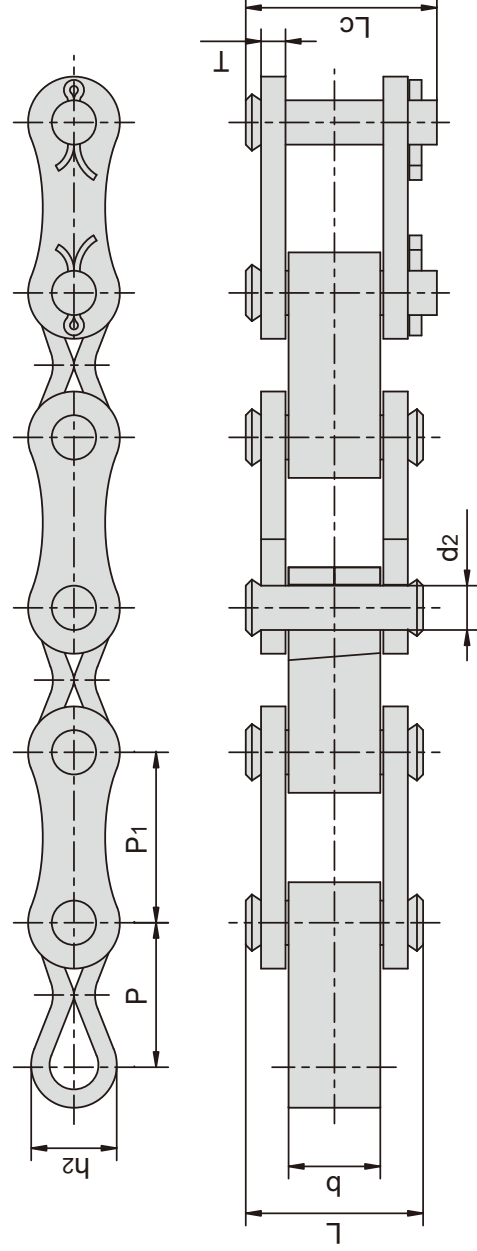
| 东华链号 Donghua Chain No. | P | b1 | L | G | F | W | h4 | d4 |
|------------------------------|--------|--------|-------|------|------|------|------|------|
| | mm | mm | mm | mm | mm | mm | mm | mm |
| CAE44151S1 | 28.575 | 16.200 | - | 20.0 | 47.0 | 61.0 | 13.0 | 6.50 |
| CAE44151S2 | 28.575 | 16.200 | 28.58 | 51.0 | 47.0 | 62.4 | 13.5 | 9.00 |
| P28F3 | 28.575 | 15.875 | 28.58 | 50.8 | 46.8 | 62.0 | 12.7 | 9.02 |

特殊农机链及附件

Special agricultural chains and attachments

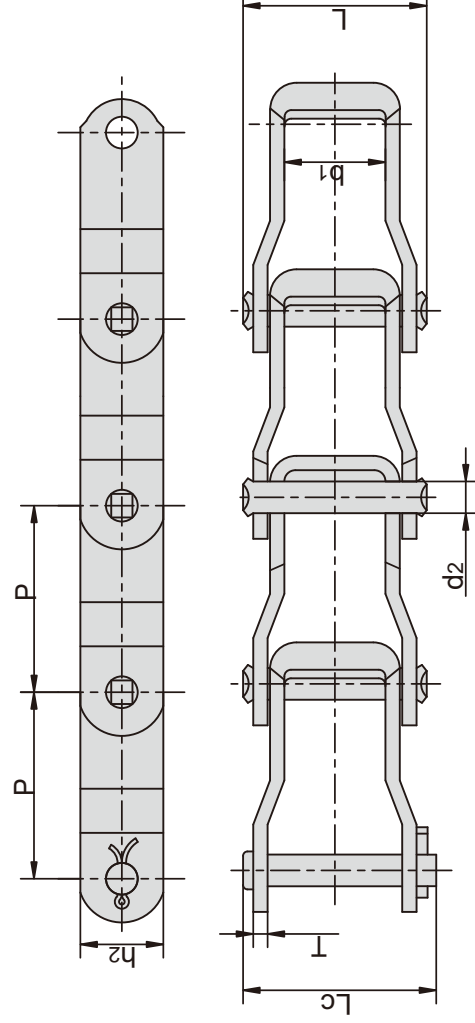


| 东华链号 Donghua Chain No. | 节距 Pitch | 链节内宽 Inside width | 链节全宽 Overall width | 链节厚度 Thickness | 链条中心宽度 Width center to center | 平均抗拉强度 Average tensile strength |
|------------------------------|-------------------|-------------------------|--------------------------|-------------------|--|--|
| DH67 T-ROD | P mm 60.655 | D mm 28.575 | W mm 63.5 | T mm 11.1 | H mm 根据客户要求 | Q min kN/lbf 71.18/16000 |

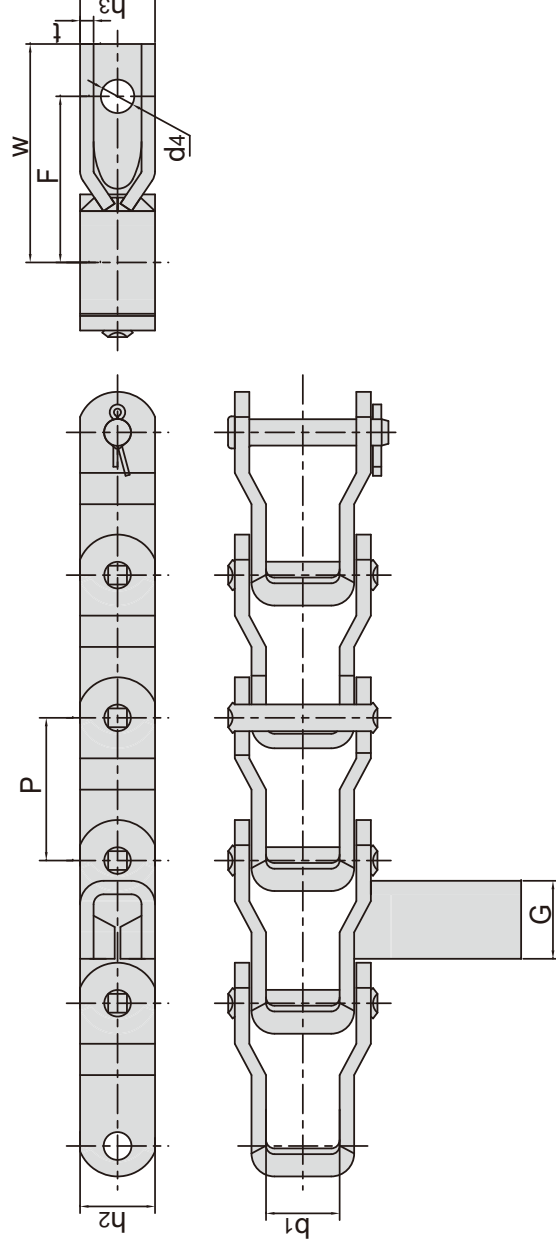


| 东华链号 Donghua Chain No. | 节距 Pitch | | 销轴直径 Pin diameter | 销轴长度 Pin length | | 链板高度 Plate depth | 链板厚度 Plate thickness | 附板尺寸 Attachment dimension | 抗拉强度 Tensile strength |
|------------------------------|-------------|----------|-------------------------|-----------------------|-----------------|------------------------|----------------------------|---------------------------------|-----------------------------|
| | P mm | P1 mm | d2 max mm | L max mm | Lc max mm | h2 mm | T max mm | b mm | Q min kN/lbf |
| P47.25/55.75 | 47.25 | 55.75 | 14.5 | 59.0 | 62.5 | 28.0 | 8.0 | 30.0 | 130.0/28225 |
| P49.9/50.1 | 49.90 | 50.10 | 12.2 | 52.0 | 57.0 | 25.0 | 7.0 | 30.0 | 60.0/13488 |

钢制销合链 Steel pintle chains

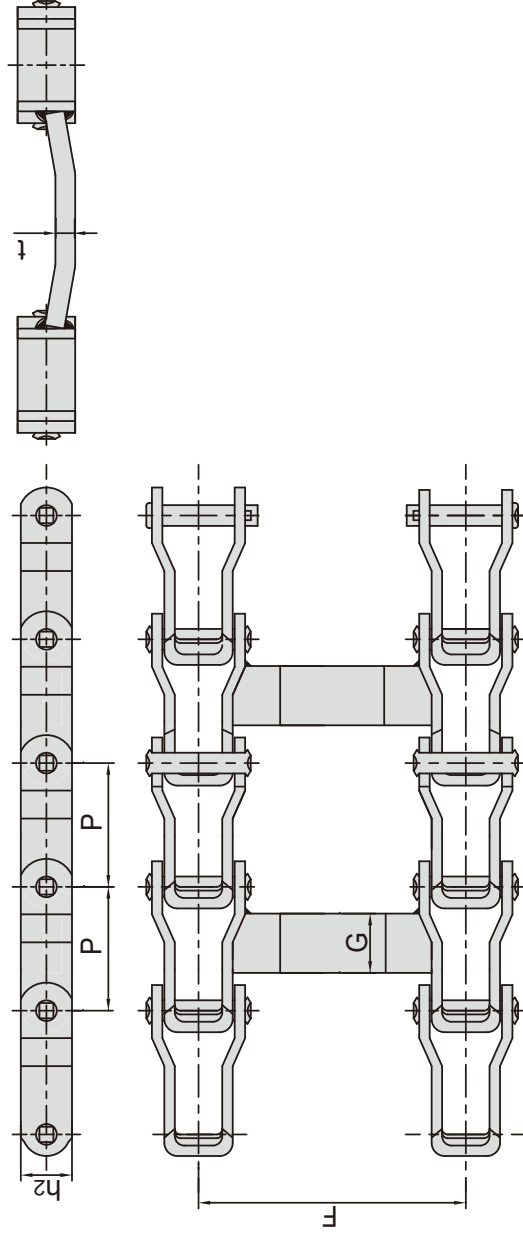


| 东华链号 Donghua Chain No. | 节距 Pitch P mm | 内节内宽 Width between inner plates b1 min mm | 销轴直径 Pin diameter d2 max mm | 销轴长度 Pin length | | 链板高度 Plate depth h2 max mm | 链板厚度 Plate thickness T mm | 抗拉强度 Tensile strength Q min kN/lbf | 平均抗拉强度 Average tensile strength Q0 kN | 每米长重 Weight per meter q kg/m |
|------------------------------|------------------------|---|--|-----------------------|-----------------|---|---------------------------------------|---|--|---|
| | | | | L max mm | Lc max mm | | | | | |
| 662 | 42.27 | 22.9 | 7.19 | 41.2 | 44.2 | 18.8 | 3.2 | 37.80/8591 | 49.8 | 1.63 |
| 667H | 58.75 | 25.4 | 7.94 | 43.7 | 46.7 | 22.2 | 3.2 | 42.30/9614 | 59.3 | 1.87 |
| 667X | 57.15 | 26.6 | 11.10 | 50.2 | 55.0 | 23.8 | 4.3 | 66.70/15159 | 96.5 | 2.98 |
| 667XH | 57.15 | 27.4 | 11.91 | 58.0 | 62.0 | 27.3 | 5.7 | 124.50/28295 | 138.6 | 4.34 |
| 667K | 57.15 | 27.4 | 11.10 | 55.5 | 60.0 | 27.3 | 5.1 | 89.00/20227 | 123.2 | 3.91 |
| 667J | 57.15 | 26.6 | 9.53 | 50.2 | 55.0 | 27.3 | 4.3 | 62.28/14155 | 84.1 | 2.81 |
| 88K | 66.27 | 27.4 | 11.10 | 55.5 | 60.0 | 27.3 | 5.1 | 89.00/20227 | 123.2 | 3.73 |
| 88C | 66.27 | 31.4 | 12.70 | 64.6 | 69.0 | 28.9 | 6.4 | 133.36/30309 | 160.5 | 5.17 |
| 308 | 78.10 | 32.5 | 15.88 | 72.6 | 78.0 | 38.1 | 8.0 | 227.00/51030 | 249.7 | 8.40 |

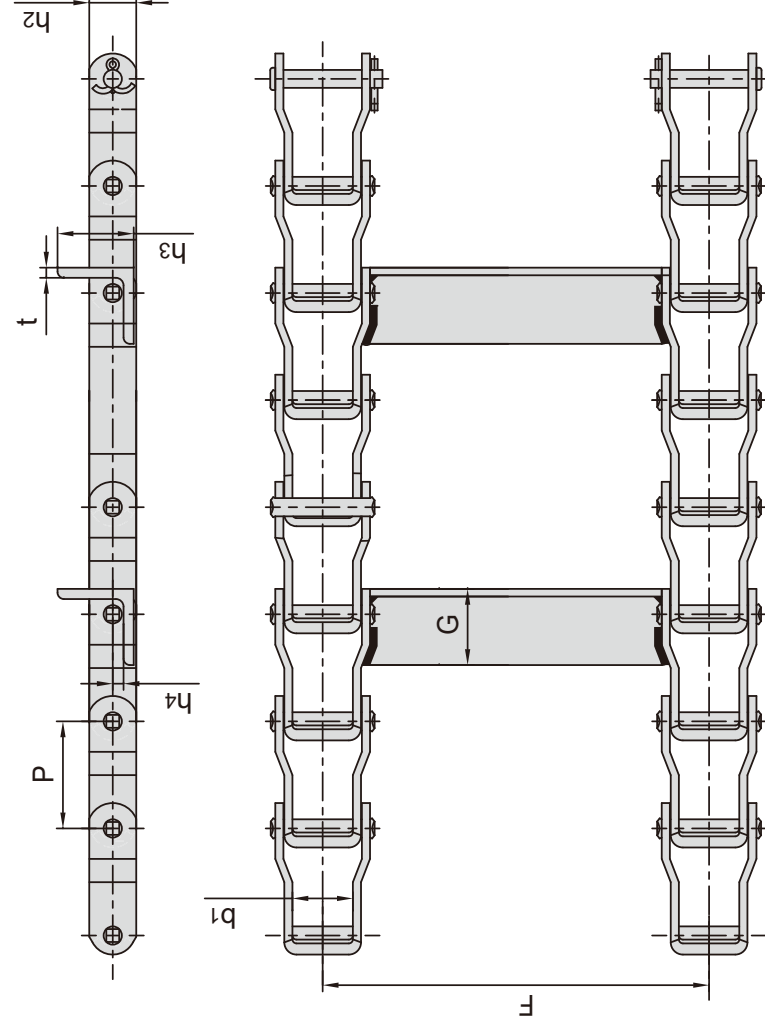


| 东华链号 Donghua Chain No. | 节距 Pitch P mm | 内节内宽 Width between inner plates b1 min mm | 链板高度 Inner Plate depth h2 max mm | 附板尺寸 Attachment dimension | | | | | 抗拉强度 Tensile strength Q min kN/lbf | |
|------------------------------|------------------------|---|---|---------------------------------|---------|---------|----------|----------|---|-------------|
| | | | | G mm | F mm | W mm | h3 mm | d4 mm | | t mm |
| 662F7 | 42.27 | 22.9 | 18.8 | 23.1 | 49.2 | 64.7 | 22.2 | 9.9 | 4.0 | 37.80/8597 |
| 662HF2 | 42.27 | 21.8 | 22.2 | 23.1 | 49.2 | 64.7 | 22.2 | 9.9 | 4.0 | 50.80/11420 |

钢制销合链 Steel pintle chains

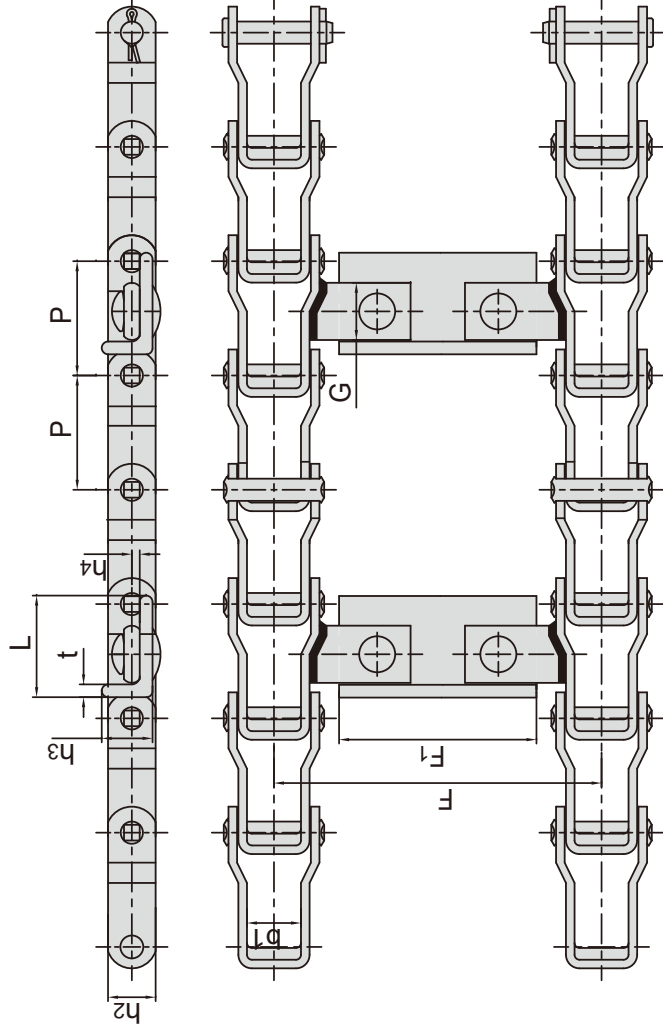


| 东华链号 Donghua Chain No. | 节距 Pitch | 内节内宽 Width between inner plates | 链板高度 Inner Plate depth | 附板尺寸 Attachment dimension | | | 抗拉强度 Tensile strength |
|------------------------------|-------------|--|------------------------------|---------------------------------|-------------------|-----------------|-----------------------------------|
| | | | | G | F | t | |
| 667KF2SS | 57.15 | b1 min mm 27.80 | h2 max mm 27.30 | G mm 38.10 | F mm 536.70 | t mm 9.70 | Q min kN/lbf 67.00/15062 |
| 667KF3SS | 57.15 | b1 min mm 27.80 | h2 max mm 27.30 | G mm 38.10 | F mm 714.20 | t mm 9.70 | Q min kN/lbf 67.00/15062 |
| 88KF10 | 66.27 | b1 min mm 27.40 | h2 max mm 27.30 | G mm 31.75 | F mm 604.20 | t mm 9.50 | Q min kN/lbf 37.80/8497 |

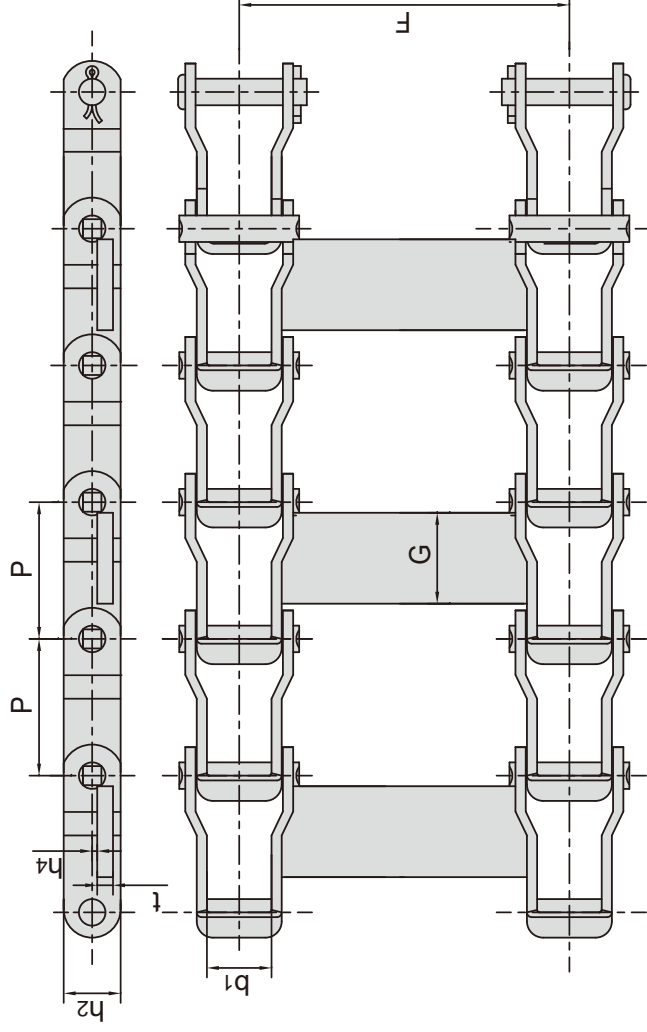


| 东华链号 Donghua Chain No. | 节距 Pitch | 内节内宽 Width between inner plates | 链板高度 Inner Plate depth | 附板尺寸 Attachment dimension | | | | 抗拉强度 Tensile strength |
|------------------------------|-------------|--|------------------------------|---------------------------------|-------------------|----------------|------------------|-----------------------------------|
| | | | | G | F | t | h4 | |
| 662F4 | 42.27 | b1 min mm 22.9 | h2 max mm 18.8 | G mm 30.0 | F mm 539.75 | t mm 3.0 | h4 mm 5.25 | Q min kN/lbf 37.80/8597 |
| 662HF3 | 42.27 | b1 min mm 21.8 | h2 max mm 22.2 | G mm 30.0 | F mm 487.35 | t mm 3.0 | h4 mm 7.10 | Q min kN/lbf 50.80/11420 |

钢制销合链 Steel pintle chains



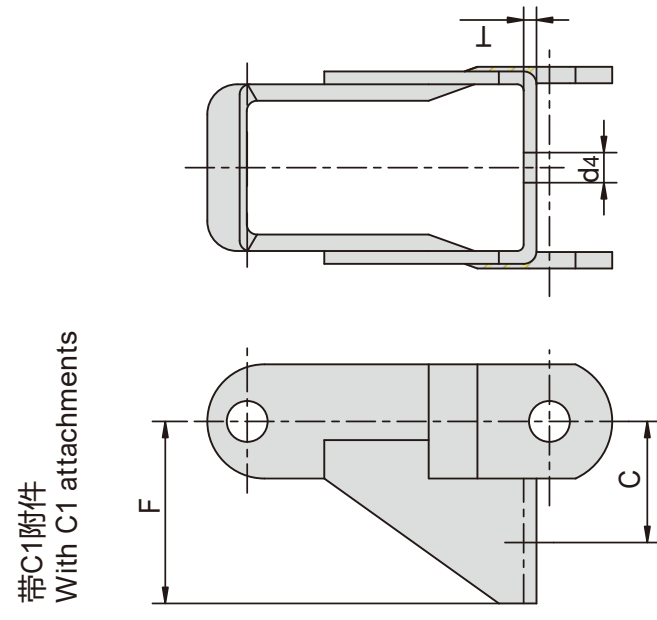
| 东华链号 Donghua Chain No. | 节距 Pitch P mm | 内节内宽 Width between inner plates b ₁ min mm | 链板高度 Inner Plate depth h ₂ max mm | 附板尺寸 Attachment dimension | | | | | | 抗拉强度 Tensile strength Q min kN/lbf | |
|------------------------------|------------------------|---|---|---------------------------------|---------|----------------|-------|------|----------------|---|----------------|
| | | | | G | F | F ₁ | L | t | h ₃ | | h ₄ |
| 667X-ASF10 | 57.15 | 27.00 | 23.80 | 28.60 | 814.40 | 749.30 | 50.80 | 4.80 | 25.40 | 4.00 | 66.70/14994 |
| 667X-ASF11 | 57.15 | 27.00 | 23.80 | 28.60 | 1450.90 | 1385.80 | 50.80 | 4.80 | 25.40 | 4.00 | 66.70/14994 |
| 667K-ASF9 | 57.15 | 27.80 | 27.00 | 31.75 | 1736.70 | 1671.60 | 50.80 | 6.40 | 38.10 | 4.80 | 66.70/14994 |



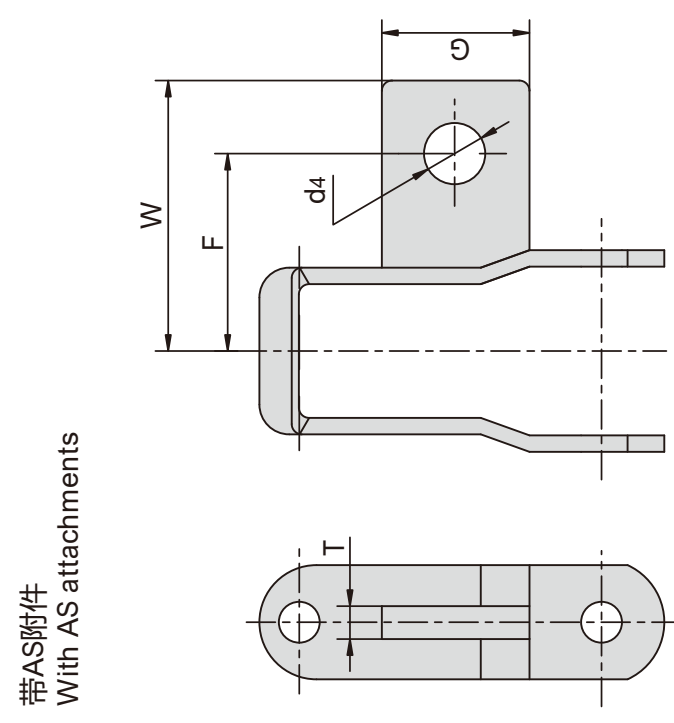
| 东华链号 Donghua Chain No. | 节距 Pitch P mm | 内节内宽 Width between inner plates b ₁ min mm | 链板高度 Inner Plate depth h ₂ max mm | 附板尺寸 Attachment dimension | | | | | | 抗拉强度 Tensile strength Q min kN/lbf | |
|------------------------------|------------------------|---|---|---------------------------------|-------|-------|----------------|----------------|----------------|---|-------------|
| | | | | G | F | t | h ₄ | h ₃ | h ₄ | | |
| 662F1 | 42.27 | 26.6 | 18.8 | 19.0 | 343.5 | 343.5 | 5.0 | 5.0 | 4.40 | 4.40 | 37.80/8597 |
| 667X-ASF3 | 57.15 | 26.6 | 23.8 | 38.0 | 514.4 | 514.4 | 7.0 | 7.0 | 0.00 | 0.00 | 66.70/14994 |

钢制销合链附件 Steel pintle chain attachments

| 东华链号 Donghua Chain No. | C | F | d4 | T |
|------------------------------|-------|------|------|-----|
| | mm | mm | mm | mm |
| 662 | 22.90 | 37.2 | 7.00 | 2.8 |
| 667H | 25.40 | 38.9 | 7.00 | 4.8 |
| 667X | 29.50 | 39.7 | 7.00 | 4.8 |



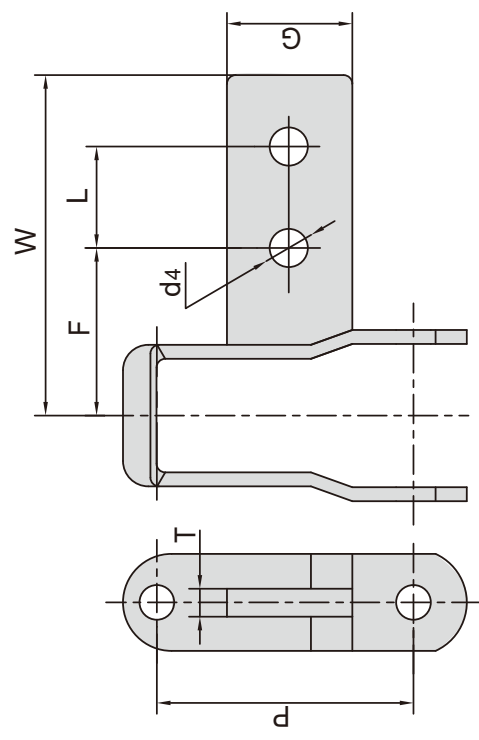
| 东华链号 Donghua Chain No. | G | F | W | d4 | T |
|------------------------------|------|------|------|-------|------|
| | mm | mm | mm | mm | mm |
| 662-ASF2 | 18.2 | 35.9 | 48.4 | 7.00 | 4.3 |
| 662-ASF3 | 23.8 | 34.9 | 48.0 | 6.75 | 4.8 |
| 662 | 24.2 | 35.9 | 48.4 | 7.00 | 4.3 |
| 667H-ASF9 | 28.6 | 51.6 | 65.9 | 8.33 | 6.4 |
| 667XH-KSF5 | 28.6 | 47.7 | 59.2 | 9.50 | 6.4 |
| 88C-KSF5 | 28.6 | 47.7 | 60.5 | 9.50 | 6.4 |
| 667H-ASF10 | 28.6 | 51.6 | 65.9 | 9.90 | 6.4 |
| 667X-ASF8 | 28.6 | 51.6 | 68.3 | 9.90 | 7.9 |
| 667H-ASF5 | 28.7 | 51.9 | 66.6 | 8.40 | 6.5 |
| 667X-ASF7 | 29.0 | 46.9 | 63.7 | 8.50 | 8.0 |
| 667H | 29.7 | 51.6 | 66.6 | 8.50 | 6.4 |
| 667X | 29.7 | 51.6 | 69.0 | 8.50 | 7.9 |
| 667-ASF1 | 29.7 | 51.6 | 69.0 | 8.50 | 4.3 |
| 667H-ASF2 | 29.7 | 51.6 | 66.6 | 8.50 | 6.4 |
| 667X-ASF14 | 30.0 | 55.0 | 73.0 | 10.30 | 8.0 |
| 667K-ASF6 | 31.5 | 50.5 | 71.5 | 11.90 | 10.0 |
| 667XH-AS | 31.8 | 51.6 | 69.9 | 9.90 | 9.5 |
| 667XH-ASF3 | 31.8 | 51.6 | 69.9 | 11.90 | 9.5 |
| 88C-ASF2 | 31.8 | 51.6 | 71.4 | 9.90 | 9.5 |
| 88C-ASF3 | 31.8 | 51.6 | 71.4 | 11.50 | 9.5 |
| 667XH-ASF4 | 31.8 | 51.6 | 69.8 | 11.50 | 9.5 |
| 667K-ASF8 | 31.8 | 51.6 | 71.4 | 11.90 | 9.5 |
| 667XH-ASF7 | 31.8 | 51.6 | 69.9 | 9.92 | 9.6 |
| 667K | 32.5 | 51.6 | 72.2 | 10.00 | 9.5 |
| 88K | 32.5 | 51.6 | 72.2 | 10.00 | 9.5 |
| 88C | 32.5 | 51.6 | 72.2 | 10.00 | 9.5 |



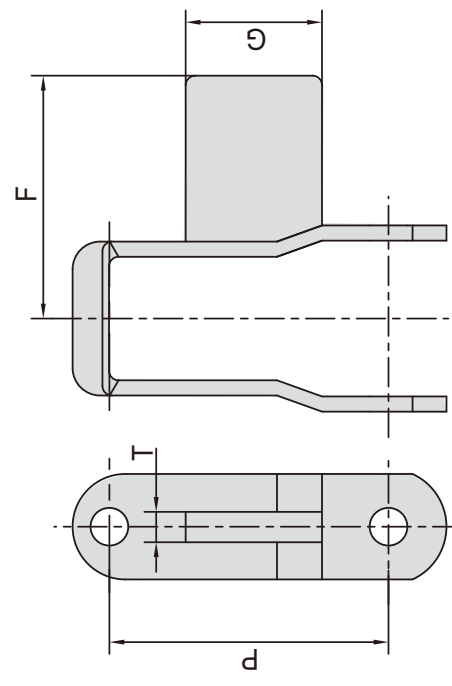
钢制销合链附件 Steel pintle chain attachments

| 东华链号 Donghua Chain No. | P | G | F | L | W | d4 | T |
|------------------------------|-------|------|------|------|-------|------|-----|
| | mm | mm | mm | mm | mm | mm | mm |
| 662 | 42.27 | 24.2 | 34.9 | 15.9 | 60.3 | 6.75 | 4.3 |
| 88C | 66.27 | 32.5 | 54.0 | 63.5 | 136.5 | 9.92 | 9.5 |
| 88K | 66.27 | 32.5 | 54.0 | 63.5 | 136.5 | 9.92 | 9.5 |

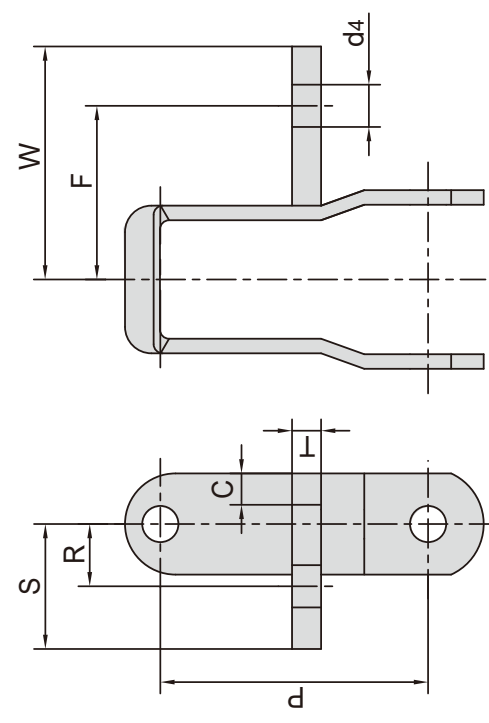
带A22附件
With A22 attachments



带AN附件
With AN attachments



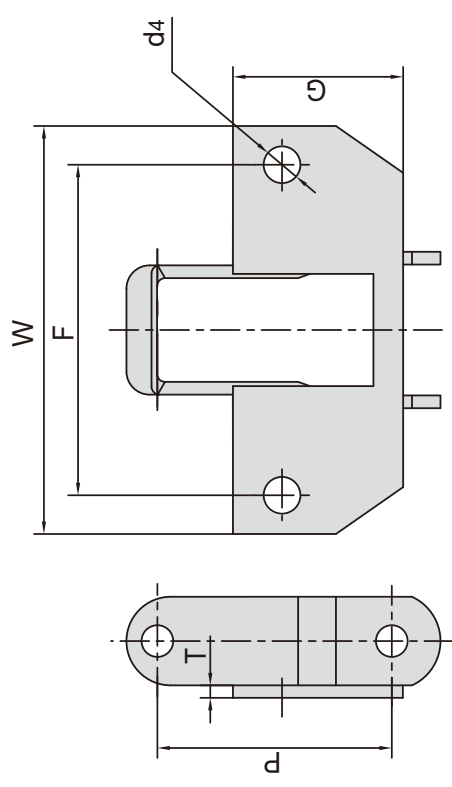
| 东华链号 Donghua Chain No. | P | G | F | T |
|------------------------------|-------|------|------|-----|
| | mm | mm | mm | mm |
| 662 | 42.27 | 24.2 | 47.6 | 4.3 |
| 667H | 58.75 | 29.7 | 69.0 | 6.4 |
| 667X | 57.15 | 29.7 | 68.3 | 7.9 |
| 667K | 57.15 | 32.5 | 68.3 | 9.5 |
| 88K | 66.27 | 32.5 | 68.3 | 9.5 |



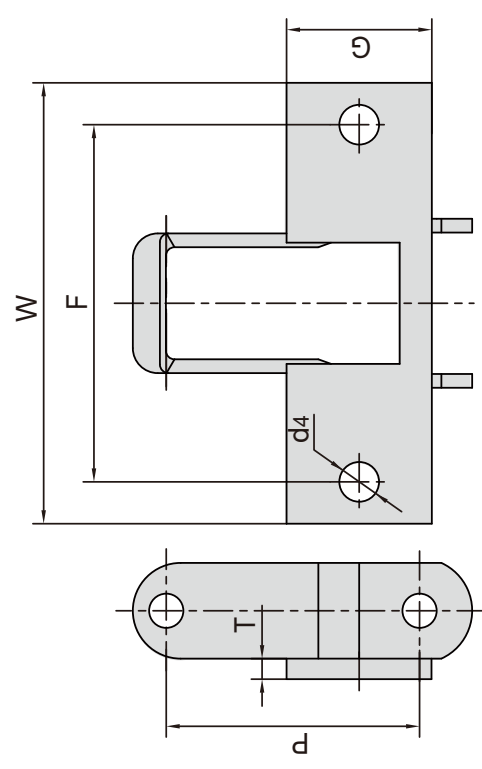
| 东华链号 Donghua Chain No. | 附件名称 Attachment No. | P | R | S | F | W | d4 | T | C |
|------------------------------|---------------------------|-------|------|------|------|------|------|-----|-----|
| | | mm | mm | mm | mm | mm | mm | mm | mm |
| 662 | G28 | 42.27 | 20.6 | 33.3 | 31.8 | 43.7 | 6.75 | 6.4 | 4.8 |
| 662 | G30 | 42.27 | 19.1 | 33.3 | 33.3 | 48.0 | 8.33 | 6.4 | 4.8 |
| 662 | G30S | 42.27 | 19.1 | 33.3 | 33.3 | 48.0 | 8.73 | 6.4 | 4.8 |
| 667H | G27S | 58.75 | 19.1 | 31.8 | 51.6 | 65.9 | 9.92 | 6.4 | 6.4 |

钢制销合链附件 Steel pintle chain attachments

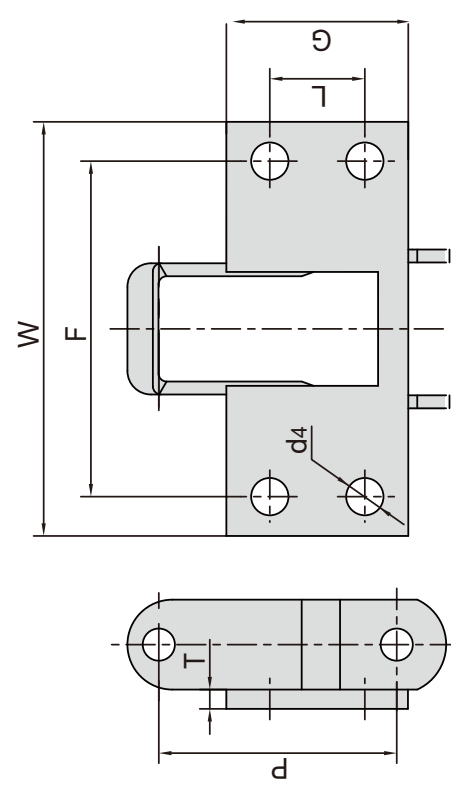
| 东华链号 Donghua Chain No. | 附件名称 Attachment No. | P | G | F | W | d4 | T |
|------------------------------|---------------------------|-------|------|------|------|------|-----|
| | | mm | mm | mm | mm | mm | mm |
| 662 | K1 | 42.27 | 34.9 | 62.7 | 82.6 | 6.75 | 3.2 |
| 662 | K19 | 42.27 | 34.9 | 50.8 | 71.4 | 6.75 | 3.2 |
| 667X | K1 | 57.15 | 34.9 | 62.7 | 82.6 | 6.75 | 3.2 |
| 667H | K1 | 58.75 | 34.9 | 62.7 | 82.6 | 6.75 | 3.2 |




| 东华链号 Donghua Chain No. | 附件名称 Attachment No. | P | G | F | W | d4 | T |
|------------------------------|---------------------------|-------|------|-------|-------|------|-----|
| | | mm | mm | mm | mm | mm | mm |
| 88K | K1C | 66.27 | 47.6 | 95.3 | 127.0 | 9.92 | 4.8 |
| 88K | K1M | 66.27 | 47.6 | 101.6 | 127.0 | 9.92 | 4.8 |
| 88K | K1P | 66.27 | 47.6 | 96.8 | 127.0 | 9.92 | 4.8 |




| 东华链号 Donghua Chain No. | 附件名称 Attachment No. | P | L | G | F | W | d4 | T |
|------------------------------|---------------------------|-------|------|------|-------|-------|------|-----|
| | | mm | mm | mm | mm | mm | mm | mm |
| 88K | K2C | 66.27 | 31.8 | 57.2 | 106.4 | 127.0 | 9.92 | 4.8 |
| 88K | K2M | 66.27 | 31.8 | 57.2 | 101.6 | 127.0 | 9.92 | 4.8 |
| 88K | K2P | 66.27 | 31.8 | 57.2 | 92.0 | 127.0 | 9.92 | 4.8 |





不锈钢链

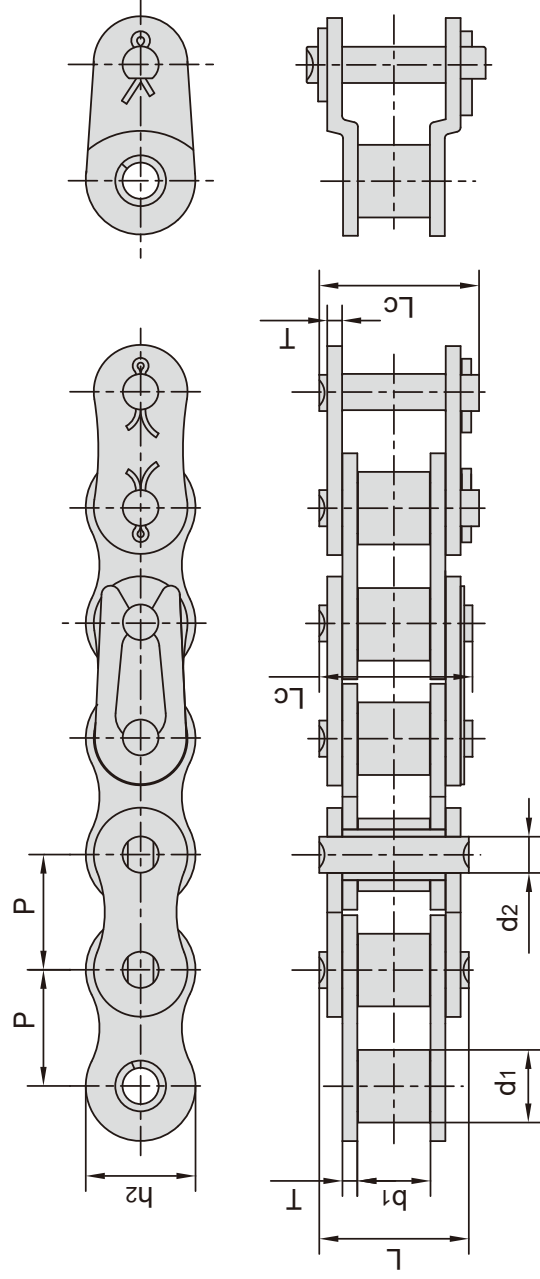
STAINLESS STEEL CHAINS



不锈钢短节距滚子链

Stainless steel short pitch roller chains

不锈钢链条适合在易受食品、化学、药品等侵蚀场合使用，还可用于高低温场合。
Stainless steel chains are suitable for corrosive conditions involving food, chemicals, pharmaceuticals, etc. and also suitable for high and low temperature conditions.



| 东华链号 Donghua Chain No. | 节距 Pitch P mm | 滚子直径 Roller diameter d1 max mm | 内节内宽 Width between inner plates b1 min mm | 销轴直径 Pin diameter d2 max mm | 销轴长度 Pin length | | 内链板高度 Inner plate depth h2 max mm | 链板厚度 Plate thickness t/T max mm | 破断载荷 Breaking load Q kN/lbf | 每米长重 Weight per meter q kg/m |
|------------------------------|------------------------|---|---|--|-----------------------|-----------------|---|--|---|---|
| | | | | | L max mm | Lc max mm | | | | |
| *04CSS-1 | 6.350 | 3.30 | 3.18 | 2.31 | 7.90 | 8.40 | 6.00 | 0.80 | 2.5/568 | 0.15 |
| *06CSS-1 | 9.525 | 5.08 | 4.77 | 3.58 | 12.40 | 13.17 | 9.00 | 1.30 | 5.5/1250 | 0.33 |
| 08ASS-1 | 12.700 | 7.95 | 7.85 | 3.96 | 16.60 | 17.80 | 12.00 | 1.50 | 9.6/2182 | 0.63 |
| 41SS-1 | 12.700 | 7.77 | 6.25 | 3.58 | 13.75 | 15.00 | 9.91 | 1.30 | 6.0/1360 | 0.46 |
| 10ASS-1 | 15.875 | 10.16 | 9.40 | 5.08 | 20.70 | 22.20 | 15.09 | 2.03 | 15.2/3455 | 1.03 |
| 12ASS-1 | 19.050 | 11.91 | 12.57 | 5.94 | 25.90 | 27.70 | 18.00 | 2.42 | 21.7/4932 | 1.51 |
| 16ASS-1 | 25.400 | 15.88 | 15.75 | 7.92 | 32.70 | 35.00 | 24.00 | 3.25 | 38.9/8841 | 2.62 |
| 20ASS-1 | 31.750 | 19.05 | 18.90 | 9.53 | 40.40 | 44.70 | 30.00 | 4.00 | 60.0/13636 | 3.94 |
| 24ASS-1 | 38.100 | 22.23 | 25.22 | 11.10 | 50.30 | 54.30 | 35.70 | 4.80 | 75.0/16861 | 5.72 |
| 28ASS-1 | 44.450 | 25.40 | 25.22 | 12.70 | 54.40 | 59.00 | 41.0 | 5.60 | 102.0/22931 | 7.70 |
| 32ASS-1 | 50.800 | 28.58 | 31.55 | 14.27 | 64.80 | 69.60 | 47.80 | 6.40 | 133.8/30079 | 10.20 |
| 04BSS-1 | 6.000 | 4.00 | 2.80 | 1.85 | 6.80 | 7.80 | 5.00 | 0.60 | 2.0/455 | 0.11 |
| 05BSS-1 | 8.000 | 5.00 | 3.00 | 2.31 | 8.20 | 8.90 | 7.10 | 0.80 | 3.5/795 | 0.20 |
| #06BSS-1 | 9.525 | 6.35 | 5.72 | 3.28 | 13.15 | 14.10 | 8.20 | 1.30 | 6.2/1409 | 0.41 |
| 08BSS-1 | 12.700 | 8.51 | 7.75 | 4.45 | 16.70 | 18.20 | 11.80 | 1.60 | 12.0/2727 | 0.70 |
| 10BSS-1 | 15.875 | 10.16 | 9.65 | 5.08 | 19.50 | 20.90 | 14.70 | 1.70 | 14.5/3295 | 0.94 |
| 12BSS-1 | 19.050 | 12.07 | 11.68 | 5.72 | 22.50 | 24.20 | 16.00 | 1.85 | 18.5/4205 | 1.16 |
| 16BSS-1 | 25.400 | 15.88 | 17.02 | 8.28 | 36.10 | 37.40 | 21.00 | 4.15/3.1 | 40.0/9091 | 2.73 |
| 20BSS-1 | 31.750 | 19.05 | 19.56 | 10.19 | 41.30 | 45.00 | 26.40 | 4.5/3.5 | 59.0/13409 | 3.73 |
| 24BSS-1 | 38.100 | 25.40 | 25.40 | 14.63 | 53.40 | 57.80 | 33.20 | 6.0/4.8 | 104.0/25454 | 7.20 |
| 28BSS-1 | 44.450 | 27.94 | 30.99 | 15.90 | 65.10 | 69.50 | 36.70 | 7.5/6.0 | 120.0/26977 | 9.21 |
| 32BSS-1 | 50.800 | 29.21 | 30.99 | 17.81 | 66.00 | 71.00 | 42.00 | 7.0/6.0 | 150.0/34090 | 10.22 |

*套筒链：表中滚子直径d1为套筒直径

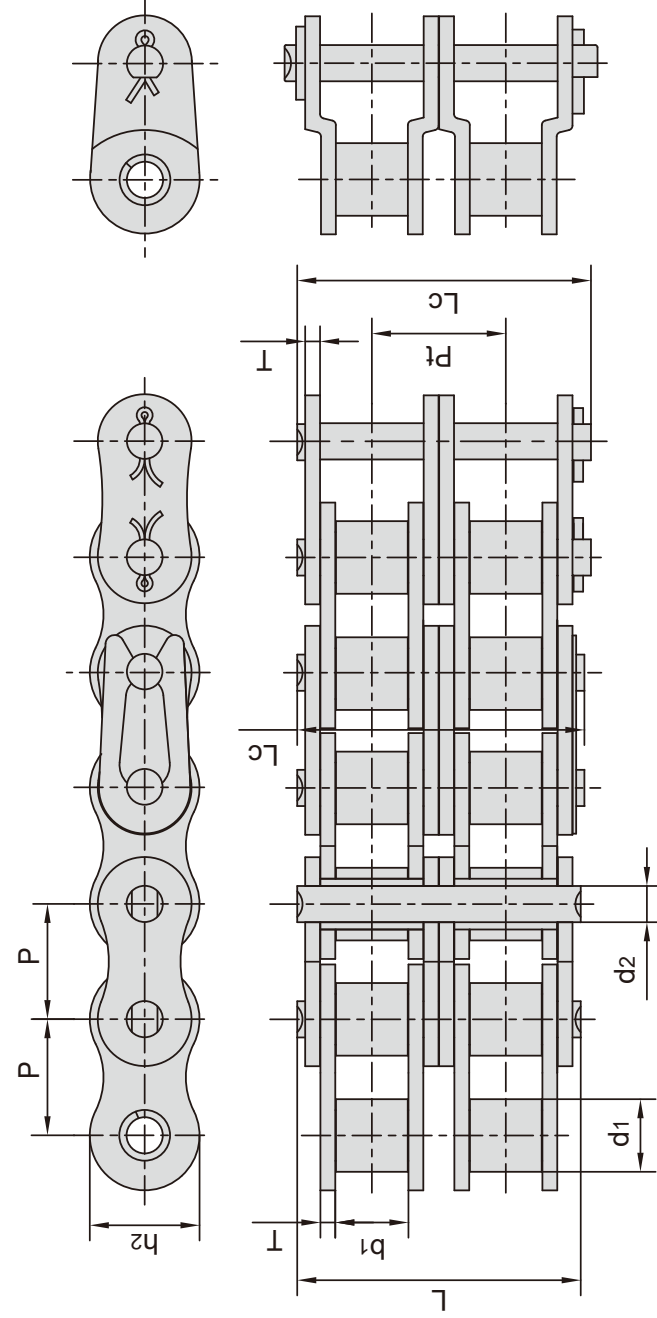
*Bush chain: d1 in the table indicates the external diameter of the bush

#直链板

#Straight side plates

不锈钢短节距滚子链

Stainless steel short pitch roller chains



| 东华链号 Donghua Chain No. | 节距 Pitch P mm | 滚子直径 Roller diameter d1 max mm | 内节内宽 Width between inner plates b1 min mm | 销轴直径 Pin diameter d2 max mm | 销轴长度 Pin length | | 内链板高度 Inner plate depth h2 max mm | 链板厚度 Plate thickness t/T max mm | 排距 Transverse pitch Pt mm | 断破载荷 Breaking load Q kN/lbf | 每米长重 Weight per meter q kg/m |
|------------------------------|------------------------|---|---|--|-----------------------|-----------------|---|--|---------------------------------------|---|---|
| | | | | | L max mm | Lc max mm | | | | | |
| *04CSS-2 | 6.350 | 3.30 | 3.18 | 2.31 | 14.50 | 15.00 | 6.00 | 0.80 | 6.40 | 5.0/1124 | 0.28 |
| *06CSS-2 | 9.525 | 5.08 | 4.77 | 3.58 | 22.50 | 23.30 | 9.00 | 1.30 | 10.13 | 11.0/2473 | 0.70 |
| 08ASS-2 | 12.700 | 7.95 | 7.85 | 3.96 | 31.00 | 32.20 | 12.00 | 1.50 | 14.38 | 19.2/4316 | 1.30 |
| 41SS-2 | 12.700 | 7.77 | 6.25 | 3.53 | 25.70 | 26.90 | 9.91 | 1.30 | 11.95 | 12.0/2698 | 0.91 |
| 10ASS-2 | 15.875 | 10.16 | 9.40 | 5.08 | 38.90 | 40.40 | 15.09 | 2.03 | 18.11 | 30.4/6834 | 2.18 |
| 12ASS-2 | 19.050 | 11.91 | 12.57 | 5.94 | 48.80 | 50.50 | 18.00 | 2.42 | 22.78 | 43.4/9757 | 2.92 |
| 16ASS-2 | 25.400 | 15.88 | 15.75 | 7.92 | 62.70 | 64.30 | 24.00 | 3.25 | 29.29 | 77.8/17490 | 5.15 |
| 20ASS-2 | 31.750 | 19.05 | 18.90 | 9.53 | 76.40 | 80.50 | 30.00 | 4.00 | 35.76 | 120.0/26977 | 7.80 |
| 24ASS-2 | 38.100 | 22.23 | 25.22 | 11.10 | 95.80 | 99.70 | 35.70 | 4.80 | 45.44 | 150.0/33720 | 11.70 |
| 28ASS-2 | 44.450 | 25.40 | 25.22 | 12.70 | 103.30 | 107.90 | 41.00 | 5.60 | 48.87 | 204.0/45859 | 15.14 |
| 32ASS-2 | 50.800 | 28.58 | 31.55 | 14.27 | 123.30 | 128.10 | 47.80 | 6.40 | 58.55 | 267.6/60156 | 20.14 |
| 04BSS-2 | 6.000 | 4.00 | 2.80 | 1.85 | 12.30 | 13.30 | 5.00 | 0.60 | 5.50 | 4.0/899 | 0.22 |
| 05BSS-2 | 8.000 | 5.00 | 3.00 | 2.31 | 13.90 | 14.50 | 7.10 | 0.80 | 5.64 | 6.2/1394 | 0.37 |
| #06BSS-2 | 9.525 | 6.35 | 5.72 | 3.28 | 23.40 | 24.40 | 8.20 | 1.30 | 10.24 | 11.8/2653 | 0.87 |
| 08BSS-2 | 12.700 | 8.51 | 7.75 | 4.45 | 31.00 | 32.20 | 11.80 | 1.60 | 13.92 | 21.0/4721 | 1.40 |
| 10BSS-2 | 15.875 | 10.16 | 9.65 | 5.08 | 36.10 | 37.50 | 14.70 | 1.70 | 16.59 | 29.1/6542 | 1.96 |
| 12BSS-2 | 19.050 | 12.07 | 11.68 | 5.72 | 42.00 | 43.60 | 16.00 | 1.85 | 19.46 | 37.0/8318 | 2.46 |
| 16BSS-2 | 25.400 | 15.88 | 17.02 | 8.28 | 68.00 | 71.00 | 21.00 | 4.15/3.10 | 31.88 | 70.7/15894 | 5.42 |
| 20BSS-2 | 31.750 | 19.05 | 19.56 | 10.19 | 77.80 | 81.50 | 26.40 | 4.50/3.50 | 36.45 | 105.6/23740 | 7.87 |
| 24BSS-2 | 38.100 | 25.40 | 25.40 | 14.63 | 101.70 | 106.20 | 33.20 | 6.00/4.80 | 48.36 | 182.0/40915 | 12.43 |
| 28BSS-2 | 44.450 | 27.94 | 30.99 | 15.90 | 124.60 | 129.10 | 36.70 | 7.50/6.00 | 59.56 | 216.0/48557 | 16.60 |
| 32BSS-2 | 50.800 | 29.21 | 30.99 | 17.81 | 124.60 | 129.60 | 42.00 | 7.00/6.00 | 58.55 | 270.0/60698 | 20.34 |

*套筒链: 表中滚子直径d1为套筒直径

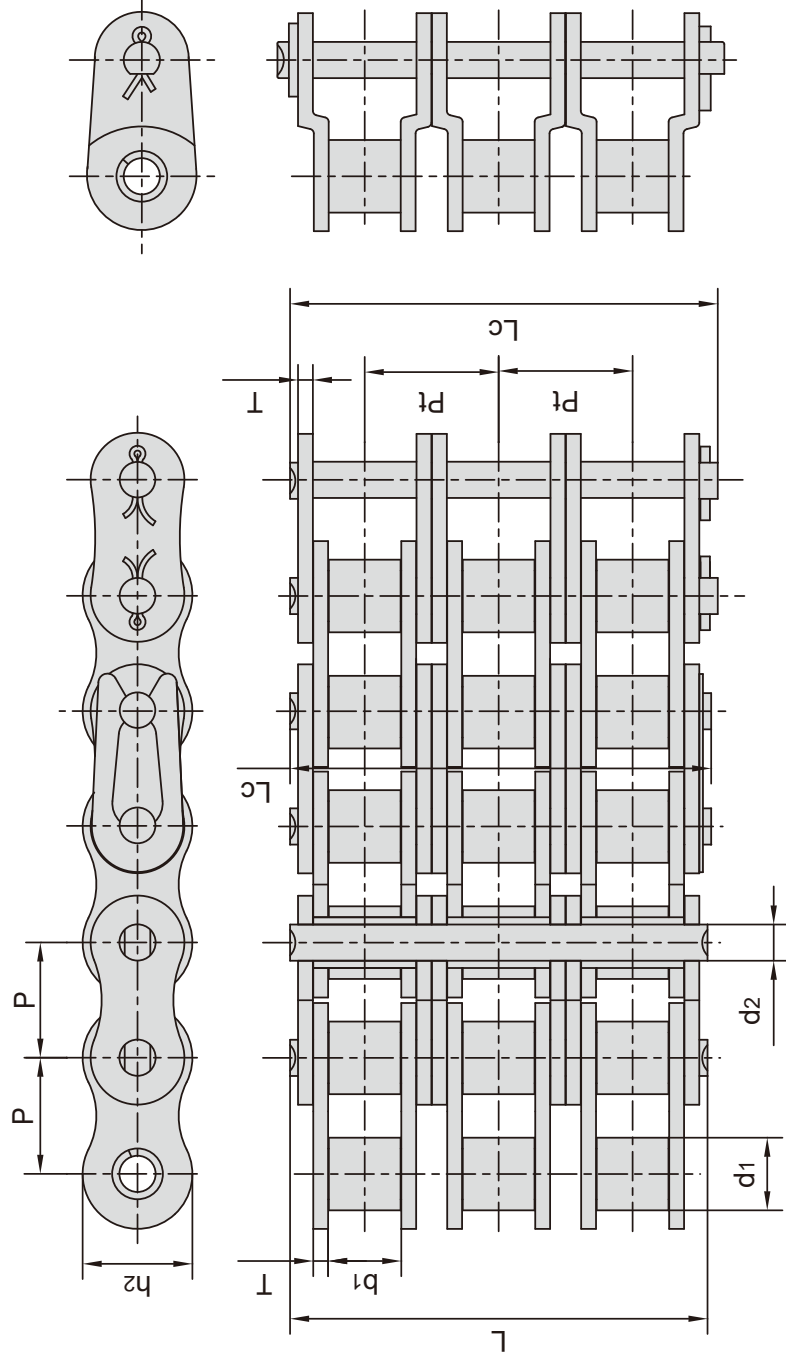
*Bush chain:d1 in the table indicates the external diameter of the bush

#直链板

#Straight side plates

不锈钢短节距滚子链

Stainless steel short pitch roller chains



| 东华链号 Donghua Chain No. | 节距 Pitch P mm | 滚子直径 Roller diameter d1 max mm | 内节内宽 Width between inner plates b1 min mm | 销轴直径 Pin diameter d2 max mm | 销轴长度 Pin length | | 内链板高度 Inner plate depth h2 max mm | 链板厚度 Plate thickness t/T max mm | 排距 Transverse pitch Pt mm | 断破载荷 Breaking load Q kN/lbf | 每米长重 Weight per meter q kg/m |
|------------------------------|------------------------|---|---|--|-----------------------|-----------------|---|--|---------------------------------------|---|---|
| | | d1 max mm | b1 min mm | d2 max mm | L max mm | Lc max mm | h2 max mm | t/T max mm | Pt mm | Q kN/lbf | q kg/m |
| *04CSS-3 | 6.350 | 3.30 | 3.18 | 2.31 | 21.00 | 21.50 | 6.00 | 0.80 | 6.40 | 7.5/1686 | 0.44 |
| *06CSS-3 | 9.525 | 5.08 | 4.77 | 3.58 | 32.70 | 33.50 | 9.00 | 1.30 | 10.13 | 16.5/3709 | 1.04 |
| 08ASS-3 | 12.700 | 7.95 | 7.85 | 3.96 | 45.40 | 46.60 | 12.00 | 1.50 | 14.38 | 28.8/6474 | 1.97 |
| 10ASS-3 | 15.875 | 10.16 | 9.40 | 5.08 | 57.00 | 58.50 | 15.09 | 2.03 | 18.11 | 45.6/1025 | 3.24 |
| 12ASS-3 | 19.050 | 11.91 | 12.57 | 5.94 | 71.50 | 73.30 | 18.00 | 2.42 | 22.78 | 65.1/14635 | 4.54 |
| 16ASS-3 | 25.400 | 15.88 | 15.75 | 7.92 | 91.70 | 95.10 | 24.00 | 3.25 | 29.29 | 116.7/26235 | 7.89 |
| 20ASS-3 | 31.750 | 19.05 | 18.90 | 9.53 | 112.20 | 116.30 | 30.00 | 4.00 | 35.76 | 180.0/40466 | 11.76 |
| 24ASS-3 | 38.100 | 22.23 | 25.22 | 11.10 | 141.40 | 145.20 | 35.70 | 4.80 | 45.44 | 225.0/50580 | 17.53 |
| 28ASS-3 | 44.450 | 25.40 | 25.22 | 12.70 | 152.20 | 156.80 | 41.00 | 5.60 | 48.87 | 306.0/68789 | 22.20 |
| 32ASS-3 | 50.800 | 28.58 | 31.55 | 14.27 | 181.80 | 186.60 | 47.80 | 6.40 | 58.55 | 401.4/90238 | 30.02 |
| 05BSS-3 | 8.000 | 5.00 | 3.00 | 2.31 | 19.50 | 20.20 | 7.10 | 0.80 | 5.64 | 8.8/1978 | 0.57 |
| #06BSS-3 | 9.525 | 6.35 | 5.72 | 3.28 | 33.50 | 34.60 | 8.20 | 1.30 | 10.24 | 17.3/3889 | 1.09 |
| 08BSS-3 | 12.700 | 8.51 | 7.75 | 4.45 | 45.10 | 46.10 | 11.80 | 1.60 | 13.92 | 30.0/6744 | 2.08 |
| 10BSS-3 | 15.875 | 10.16 | 9.65 | 5.08 | 52.70 | 54.10 | 14.70 | 1.70 | 16.59 | 43.6/9802 | 2.92 |
| 12BSS-3 | 19.050 | 12.07 | 11.68 | 5.72 | 61.50 | 63.10 | 16.00 | 1.85 | 19.46 | 55.5/12477 | 3.71 |
| 16BSS-3 | 25.400 | 15.88 | 17.02 | 8.28 | 99.80 | 102.90 | 21.00 | 4.15/3.10 | 31.88 | 106.7/23830 | 8.13 |
| 20BSS-3 | 31.750 | 19.05 | 19.56 | 10.19 | 114.20 | 117.90 | 26.40 | 4.50/3.50 | 36.45 | 155.3/34913 | 11.80 |
| 24BSS-3 | 38.100 | 25.40 | 25.40 | 14.63 | 150.10 | 154.60 | 33.20 | 6.00/4.80 | 48.36 | 276.3/62115 | 20.10 |
| 28BSS-3 | 44.450 | 27.94 | 30.99 | 15.90 | 184.20 | 188.70 | 36.70 | 7.50/6.00 | 59.56 | 318.0/71486 | 26.90 |
| 32BSS-3 | 50.800 | 29.21 | 30.99 | 17.81 | 183.20 | 188.20 | 42.00 | 7.00/6.00 | 58.55 | 402.0/90370 | 31.56 |

*套筒链: 表中滚子直径d1为套筒直径

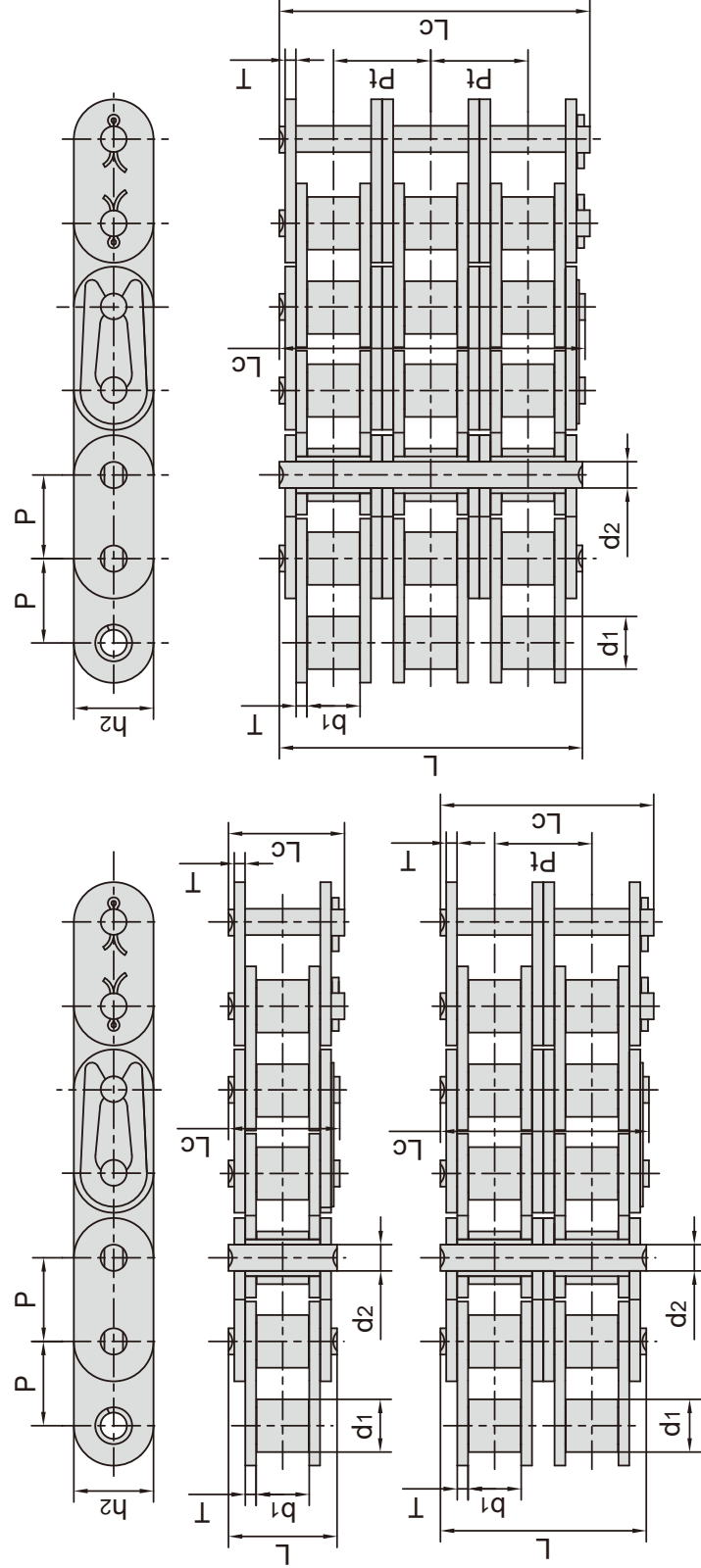
*Bush chain: d1 in the table indicates the external diameter of the bush

#直链板

#Straight side plates

不锈钢短节距直链板滚子链

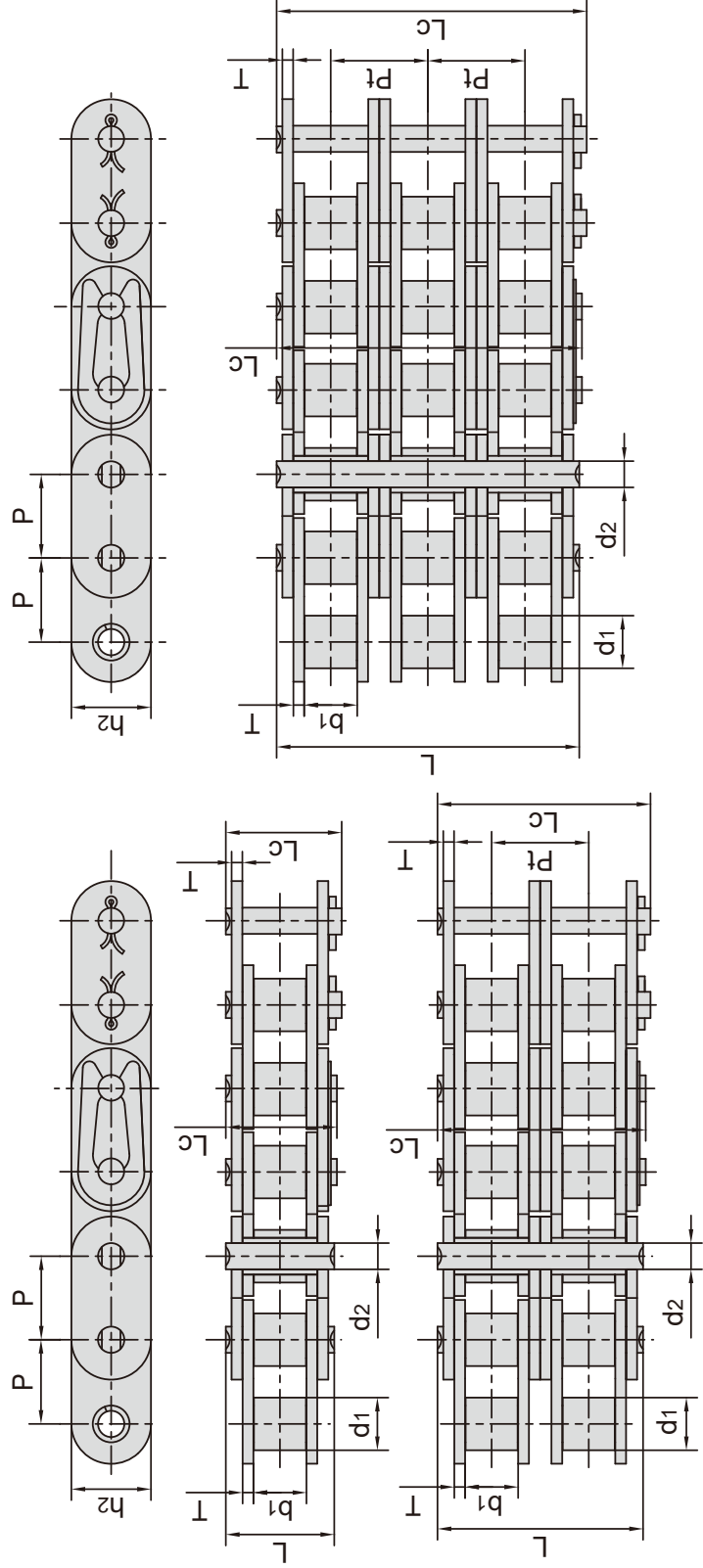
Stainless steel short pitch roller chain with straight side plate



| 东华链号 Donghua Chain No. | 节距 Pitch P mm | 滚子直径 Roller diameter d1 max mm | | 内节内宽 Width between inner plates b1 min mm | | 销轴直径 Pin diameter d2 max mm | | 销轴长度 Pin length L max mm | | 内链板高度 Inner plate depth h2 max mm | 链板厚度 Plate thickness t/T max mm | 排距 Transverse pitch Pt mm | 断破载荷 Breaking load Q kN/lbf | 每米长重 Weight per meter q kg/m |
|------------------------------|------------------------|---|-----------------|---|-----------------|--|-----------------|---|------|---|--|---------------------------------------|---|---|
| | | d1 max mm | d2 max mm | b1 min mm | d2 max mm | L max mm | Lc max mm | | | | | | | |
| C08ASS-1 | 12.700 | 7.95 | 3.96 | 7.85 | 3.96 | 16.60 | 17.80 | 12.00 | 1.50 | - | - | 9.6/2158 | 0.75 | |
| C10ASS-1 | 15.875 | 10.16 | 5.08 | 9.40 | 5.08 | 20.70 | 22.20 | 15.09 | 2.03 | - | - | 15.2/3417 | 1.21 | |
| C12ASS-1 | 19.050 | 11.91 | 5.94 | 12.57 | 5.94 | 25.90 | 27.70 | 18.00 | 2.42 | - | - | 21.7/4878 | 1.79 | |
| C16ASS-1 | 25.400 | 15.88 | 7.92 | 15.75 | 7.92 | 32.70 | 36.50 | 24.00 | 3.25 | - | - | 38.9/8745 | 3.09 | |
| C20ASS-1 | 31.750 | 19.05 | 9.53 | 18.90 | 9.53 | 40.40 | 44.70 | 30.00 | 4.00 | - | - | 60.0/13489 | 4.55 | |
| C24ASS-1 | 38.100 | 22.23 | 11.10 | 25.22 | 11.10 | 50.30 | 54.30 | 35.70 | 4.80 | - | - | 75.0/16861 | 6.86 | |
| C28ASS-1 | 44.450 | 25.40 | 12.70 | 25.22 | 12.70 | 54.40 | 59.00 | 41.00 | 5.60 | - | - | 102.0/22931 | 8.49 | |
| C32ASS-1 | 50.800 | 28.58 | 14.27 | 31.55 | 14.27 | 64.80 | 69.60 | 47.80 | 6.40 | - | - | 133.8/30079 | 11.50 | |
| C08ASS-2 | 12.700 | 7.95 | 3.96 | 7.85 | 3.96 | 31.00 | 32.20 | 12.00 | 1.50 | 14.38 | 14.38 | 19.2/4316 | 1.50 | |
| C10ASS-2 | 15.875 | 10.16 | 5.08 | 9.40 | 5.08 | 38.90 | 40.40 | 15.09 | 2.03 | 18.11 | 18.11 | 30.4/6834 | 2.40 | |
| C12ASS-2 | 19.050 | 11.91 | 5.94 | 12.57 | 5.94 | 48.80 | 50.50 | 18.00 | 2.42 | 22.78 | 22.78 | 43.4/9757 | 3.62 | |
| C16ASS-2 | 25.400 | 15.88 | 7.92 | 15.75 | 7.92 | 62.70 | 65.80 | 24.00 | 3.25 | 29.29 | 29.29 | 77.8/17490 | 6.12 | |
| C20ASS-2 | 31.750 | 19.05 | 9.53 | 18.90 | 9.53 | 76.40 | 80.50 | 30.00 | 4.00 | 35.76 | 35.76 | 120.0/26977 | 9.10 | |
| C24ASS-2 | 38.100 | 22.23 | 11.10 | 25.22 | 11.10 | 95.80 | 99.70 | 35.70 | 4.80 | 45.44 | 45.44 | 150.0/33721 | 13.60 | |
| C28ASS-2 | 44.450 | 25.40 | 12.70 | 25.22 | 12.70 | 103.30 | 107.90 | 41.00 | 5.60 | 48.87 | 48.87 | 204.0/45861 | 16.86 | |
| C32ASS-2 | 50.800 | 28.58 | 14.27 | 31.55 | 14.27 | 123.30 | 128.10 | 47.80 | 6.40 | 58.55 | 58.55 | 267.6/60159 | 22.90 | |
| C08ASS-3 | 12.700 | 7.95 | 3.96 | 7.85 | 3.96 | 45.40 | 46.60 | 12.00 | 1.50 | 14.38 | 14.38 | 28.8/6474 | 2.30 | |
| C10ASS-3 | 15.875 | 10.16 | 5.08 | 9.40 | 5.08 | 57.00 | 58.50 | 15.09 | 2.03 | 18.11 | 18.11 | 45.6/10251 | 3.30 | |
| C12ASS-3 | 19.050 | 11.91 | 5.94 | 12.57 | 5.94 | 71.50 | 73.30 | 18.00 | 2.42 | 22.78 | 22.78 | 65.1/14635 | 5.40 | |
| C16ASS-3 | 25.400 | 15.88 | 7.92 | 15.75 | 7.92 | 91.70 | 95.10 | 24.00 | 3.25 | 29.29 | 29.29 | 116.7/26235 | 9.10 | |
| C20ASS-3 | 31.750 | 19.05 | 9.53 | 18.90 | 9.53 | 112.20 | 116.30 | 30.00 | 4.00 | 35.76 | 35.76 | 180.0/40466 | 13.56 | |
| C24ASS-3 | 38.100 | 22.23 | 11.10 | 25.22 | 11.10 | 141.40 | 145.20 | 35.70 | 4.80 | 45.44 | 45.44 | 225.0/50580 | 20.43 | |
| C28ASS-3 | 44.450 | 25.40 | 12.70 | 25.22 | 12.70 | 152.20 | 156.80 | 41.00 | 5.60 | 48.87 | 48.87 | 306.0/68789 | 25.23 | |
| C32ASS-3 | 50.800 | 28.58 | 14.27 | 31.55 | 14.27 | 181.80 | 186.60 | 47.80 | 6.40 | 58.55 | 58.55 | 401.4/90238 | 34.12 | |

不锈钢短节距直链条滚子链

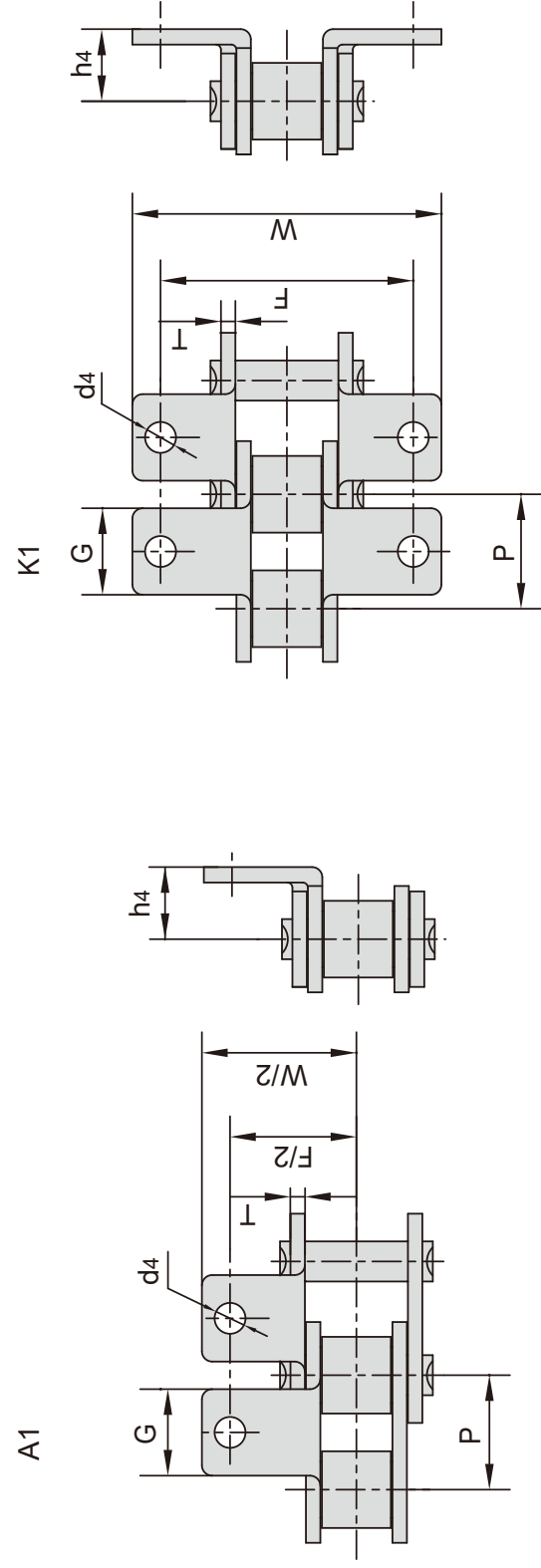
Stainless steel short pitch roller chain with straight side plate



| 东华链号 Donghua Chain No. | 节距 Pitch | 滚子直径 Roller diameter | 内节内宽 Width between inner plates | 销轴直径 Pin diameter | 销轴长度 Pin length | | 内链板高度 Inner plate depth | 链板厚度 Plate thickness | 排距 Transverse pitch | 断破载荷 Breaking load | 每米重量 Weight per meter |
|------------------------------|-------------|----------------------------|--|-------------------------|-----------------------|-----------------|----------------------------------|----------------------------|---------------------------|--------------------------|--------------------------------|
| | P mm | d1 max mm | b1 min mm | d2 max mm | L max mm | Lc max mm | h2 max mm | t/T max mm | Pt mm | Q kN/lbf | q kg/m |
| C08BSS-1 | 12.700 | 8.51 | 7.75 | 4.45 | 16.70 | 18.20 | 11.80 | 1.60 | - | 12.0/2698 | 0.80 |
| C10BSS-1 | 15.875 | 10.16 | 9.65 | 5.08 | 19.50 | 20.90 | 14.70 | 1.70 | - | 14.5/3260 | 1.07 |
| C12BSS-1 | 19.050 | 12.07 | 11.68 | 5.72 | 22.50 | 24.20 | 16.00 | 1.85 | - | 18.5/4159 | 1.32 |
| C16BSS-1 | 25.400 | 15.88 | 17.02 | 8.28 | 36.10 | 39.10 | 21.00 | 4.15/3.10 | - | 40.0/8992 | 2.92 |
| C20BSS-1 | 31.750 | 19.05 | 19.56 | 10.19 | 41.30 | 45.00 | 26.40 | 4.50/3.50 | - | 59.0/13264 | 4.41 |
| C24BSS-1 | 38.100 | 25.40 | 25.40 | 14.63 | 53.40 | 57.80 | 33.20 | 6.00/4.80 | - | 104.0/23380 | 7.47 |
| C28BSS-1 | 44.450 | 27.94 | 30.99 | 15.90 | 65.10 | 69.50 | 36.70 | 7.50/6.00 | - | 120.0/26976 | 9.90 |
| C32BSS-1 | 50.800 | 29.21 | 30.99 | 17.81 | 66.00 | 71.00 | 42.00 | 7.00/6.00 | - | 150.0/33720 | 10.45 |
| C08BSS-2 | 12.700 | 8.51 | 7.75 | 4.45 | 31.00 | 32.20 | 11.80 | 1.60 | 13.92 | 21.0/4721 | 1.58 |
| C10BSS-2 | 15.875 | 10.16 | 9.65 | 5.08 | 36.10 | 37.50 | 14.70 | 1.70 | 16.59 | 29.1/16542 | 2.49 |
| C12BSS-2 | 19.050 | 12.07 | 11.68 | 5.72 | 42.00 | 43.60 | 16.00 | 1.85 | 19.46 | 37.0/8318 | 2.62 |
| C16BSS-2 | 25.400 | 15.88 | 17.02 | 8.28 | 68.00 | 71.00 | 21.00 | 4.15/3.10 | 31.88 | 70.7/15894 | 5.76 |
| C20BSS-2 | 31.750 | 19.05 | 19.56 | 10.19 | 77.80 | 81.50 | 26.40 | 4.50/3.50 | 36.45 | 105.6/23740 | 8.72 |
| C24BSS-2 | 38.100 | 25.40 | 25.40 | 14.63 | 101.70 | 106.20 | 33.20 | 6.00/4.80 | 48.36 | 182.0/40915 | 14.98 |
| C28BSS-2 | 44.450 | 27.94 | 30.99 | 15.90 | 124.60 | 129.10 | 36.70 | 7.50/6.00 | 59.56 | 216.0/48557 | 19.82 |
| C32BSS-2 | 50.800 | 29.21 | 30.99 | 17.81 | 124.60 | 129.60 | 42.00 | 7.00/6.00 | 58.55 | 270.0/60696 | 20.94 |
| C08BSS-3 | 12.700 | 8.51 | 7.75 | 4.45 | 45.10 | 46.10 | 11.80 | 1.60 | 13.92 | 30.0/6744 | 2.36 |
| C10BSS-3 | 15.875 | 10.16 | 9.65 | 5.08 | 52.70 | 54.10 | 14.70 | 1.70 | 16.59 | 43.6/9802 | 2.92 |
| C12BSS-3 | 19.050 | 12.07 | 11.68 | 5.72 | 61.50 | 63.10 | 16.00 | 1.85 | 19.46 | 55.5/12477 | 3.89 |
| C16BSS-3 | 25.400 | 15.88 | 17.02 | 8.28 | 99.80 | 102.90 | 21.00 | 4.15/3.10 | 31.88 | 106.7/23830 | 8.62 |
| C20BSS-3 | 31.750 | 19.05 | 19.56 | 10.19 | 114.20 | 117.90 | 26.40 | 4.50/3.50 | 36.45 | 155.3/34913 | 13.03 |
| C24BSS-3 | 38.100 | 25.40 | 25.40 | 14.63 | 150.10 | 154.60 | 33.20 | 6.00/4.80 | 48.36 | 276.3/62115 | 22.10 |
| C28BSS-3 | 44.450 | 27.94 | 30.99 | 15.90 | 184.20 | 188.70 | 36.70 | 7.50/6.00 | 59.56 | 318.0/71486 | 29.64 |
| C32BSS-3 | 50.800 | 29.21 | 30.99 | 17.81 | 183.20 | 188.20 | 42.00 | 7.00/6.00 | 58.55 | 402.0/90370 | 31.27 |

不锈钢短节滚子链附件

Stainless steel short pitch roller chain attachments



| 东华链号 Donghua Chain No. | P mm | G mm | F mm | W mm | T mm | h4 mm | d4 mm |
|------------------------------|---------|---------|---------|---------|---------|----------|----------|
| 06CSS | 9.525 | 7.90 | 19.00 | 28.60 | 1.30 | 6.35 | 3.40 |
| 08ASS | 12.700 | 9.50 | 25.40 | 35.20 | 1.50 | 7.90 | 3.40 |
| 10ASS | 15.875 | 12.70 | 31.75 | 46.20 | 2.03 | 10.30 | 5.50 |
| 12ASS | 19.050 | 15.90 | 38.10 | 55.60 | 2.42 | 11.90 | 5.50 |
| 16ASS | 25.400 | 19.10 | 50.80 | 64.80 | 3.25 | 15.90 | 6.80 |
| 20ASS | 31.750 | 25.40 | 63.50 | 89.80 | 4.00 | 19.80 | 9.20 |
| 24ASS | 38.100 | 28.60 | 76.20 | 108.50 | 4.80 | 23.00 | 9.80 |
| 28ASS | 44.450 | 34.90 | 88.90 | 123.00 | 5.60 | 28.60 | 11.40 |
| 32ASS | 50.800 | 38.10 | 101.60 | 142.80 | 6.40 | 31.75 | 13.10 |
| #06BSS | 9.525 | 8.00 | 19.04 | 27.00 | 1.30 | 6.50 | 3.50 |
| 08BSS | 12.700 | 9.50 | 25.40 | 36.40 | 1.60 | 8.90 | 4.50 |
| 10BSS | 15.875 | 14.30 | 31.75 | 44.60 | 1.70 | 10.31 | 5.30 |
| 12BSS | 19.050 | 16.00 | 38.10 | 52.40 | 1.85 | 13.46 | 6.40 |
| 16BSS | 25.400 | 19.10 | 50.80 | 72.60 | 3.10 | 15.88 | 6.40 |
| 20BSS | 31.750 | 35.00 | 63.50 | 100.50 | 3.50 | 19.80 | 9.00 |
| 24BSS | 38.100 | 30.00 | 76.20 | 108.40 | 4.80 | 26.67 | 10.50 |
| 28BSS | 44.450 | 35.00 | 88.90 | 123.00 | 6.00 | 28.58 | 13.10 |
| 32BSS | 50.800 | 38.10 | 101.60 | 142.80 | 6.00 | 31.75 | 13.10 |

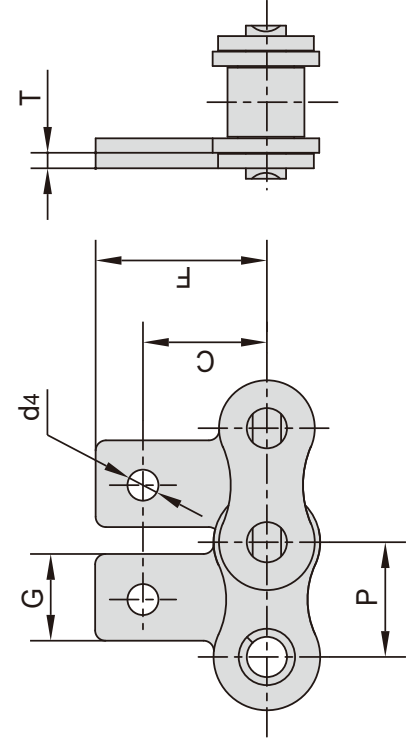
#直链板

#Straight side plates

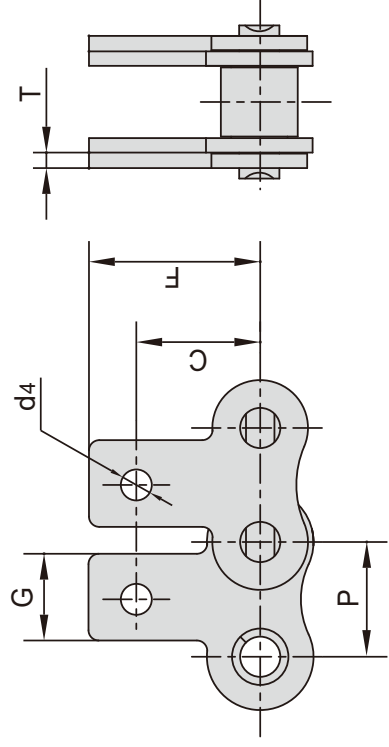
不锈钢短节滚子链附件

Stainless steel short pitch roller chain attachments

SA1/M1单侧(one side)



SK1/M1双侧(both sides)



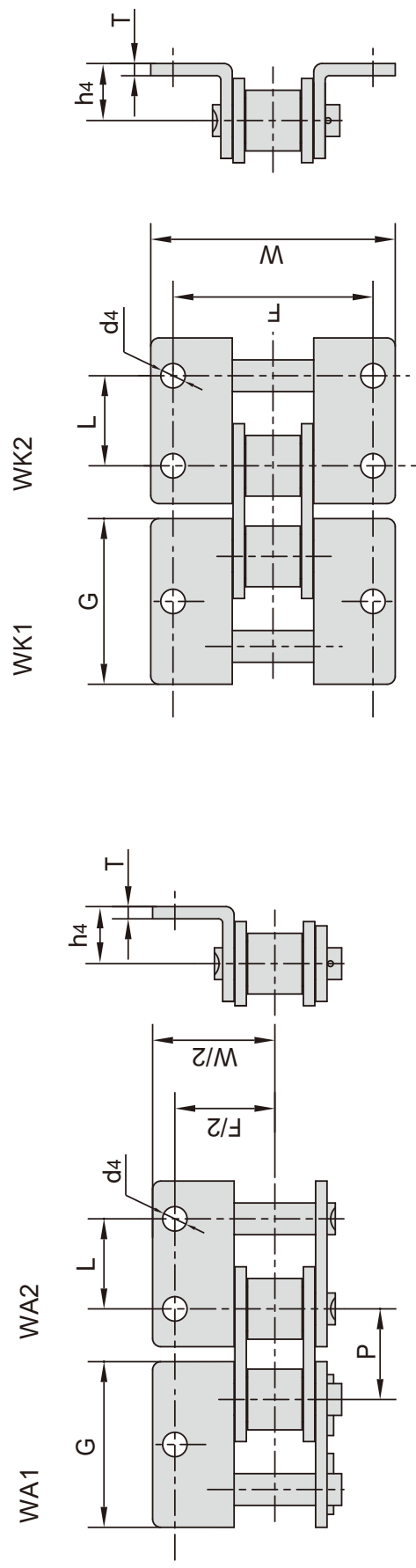
| 东华链号 Donghua Chain No. | P mm | G mm | C mm | F mm | T mm | d4 mm |
|------------------------------|---------|---------|---------|---------|---------|----------|
| 06CSS | 9.525 | 7.90 | 9.50 | 14.55 | 1.30 | 3.40 |
| 08ASS | 12.700 | 9.50 | 12.70 | 19.05 | 1.50 | 3.40 |
| 10ASS | 15.875 | 12.70 | 15.90 | 25.25 | 2.03 | 5.50 |
| 12ASS | 19.050 | 15.90 | 18.30 | 29.33 | 2.42 | 5.50 |
| 16ASS | 25.400 | 19.10 | 24.60 | 34.70 | 3.25 | 6.80 |
| 20ASS | 31.750 | 25.40 | 31.80 | 43.30 | 4.00 | 9.20 |
| 24ASS | 38.100 | 28.60 | 36.50 | 51.60 | 4.80 | 9.80 |
| 28ASS | 44.450 | 34.90 | 44.50 | 62.00 | 5.60 | 11.40 |
| 32ASS | 50.800 | 38.10 | 50.80 | 69.85 | 6.40 | 13.10 |
| #06BSS | 9.525 | 8.00 | 9.52 | 13.50 | 1.30 | 3.50 |
| 08BSS | 12.700 | 9.50 | 13.35 | 18.90 | 1.60 | 4.50 |
| 10BSS | 15.875 | 14.30 | 16.50 | 22.95 | 1.70 | 5.30 |
| 12BSS | 19.050 | 16.00 | 21.45 | 28.60 | 1.85 | 6.40 |
| 16BSS | 25.400 | 19.10 | 23.15 | 34.00 | 3.10 | 6.40 |
| 20BSS | 31.750 | 35.00 | 30.50 | 45.70 | 3.50 | 9.00 |
| 24BSS | 38.100 | 30.00 | 36.00 | 61.50 | 4.80 | 10.50 |

#直链板

#Straight side plates

不锈钢短距滚子链附件

Stainless steel short pitch roller chain attachments



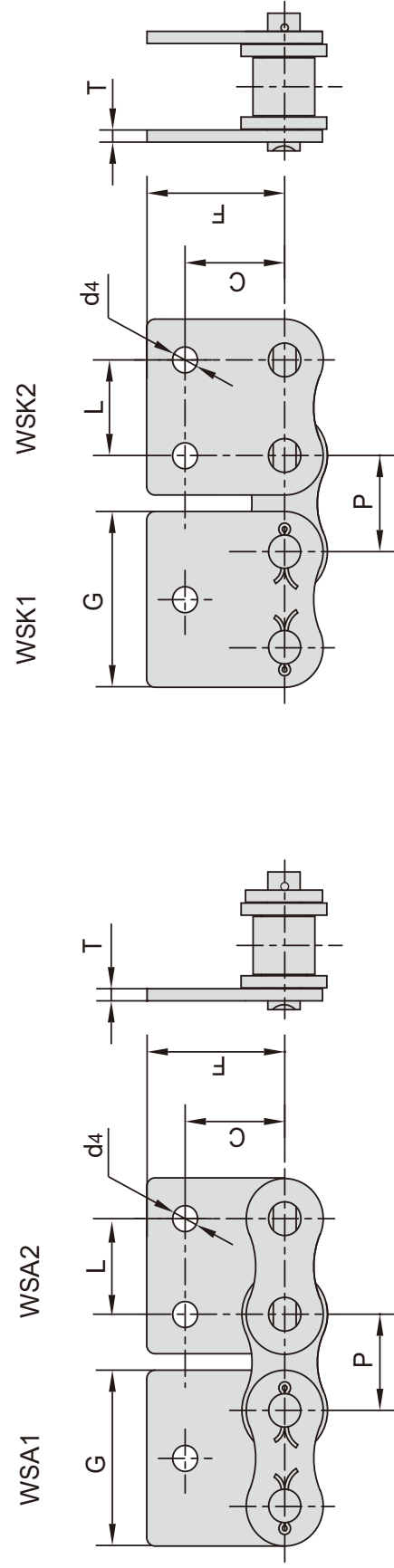
| 东华链号 Donghua Chain No. | P | G | L | F | W | T | h4 | d4 |
|------------------------------|--------|-------|--------|--------|--------|------|-------|-------|
| | mm | mm | mm | mm | mm | mm | mm | mm |
| 06CSS | 9.525 | 17.20 | 9.525 | 19.00 | 28.60 | 1.30 | 6.35 | 2.80 |
| 08ASS | 12.700 | 23.00 | 12.700 | 25.40 | 35.60 | 1.50 | 7.90 | 3.40 |
| 10ASS | 15.875 | 28.80 | 15.875 | 31.75 | 46.80 | 2.03 | 10.30 | 5.50 |
| 12ASS | 19.050 | 34.65 | 19.050 | 38.10 | 56.40 | 2.42 | 11.90 | 5.50 |
| 16ASS | 25.400 | 45.90 | 25.400 | 50.80 | 73.20 | 3.25 | 15.90 | 6.80 |
| 20ASS | 31.750 | 57.65 | 31.750 | 63.50 | 89.80 | 4.00 | 19.80 | 9.20 |
| 24ASS | 38.100 | 69.30 | 38.100 | 76.20 | 108.80 | 4.80 | 23.00 | 9.80 |
| 28ASS | 44.450 | 80.45 | 44.450 | 88.90 | 123.00 | 5.60 | 28.60 | 11.40 |
| 32ASS | 50.800 | 92.00 | 50.800 | 101.60 | 142.80 | 6.40 | 31.75 | 13.10 |
| #06BSS | 9.525 | 17.72 | 9.525 | 19.04 | 27.00 | 1.30 | 6.50 | 3.50 |
| 08BSS | 12.700 | 24.00 | 12.700 | 25.40 | 36.40 | 1.60 | 8.90 | 4.30 |
| 10BSS | 15.875 | 29.58 | 15.850 | 31.80 | 44.60 | 1.70 | 10.31 | 5.30 |
| 12BSS | 19.050 | 34.05 | 19.050 | 38.10 | 52.40 | 1.85 | 13.46 | 6.40 |
| 16BSS | 25.400 | 46.40 | 25.400 | 50.80 | 72.60 | 3.10 | 15.88 | 6.40 |
| 20BSS | 31.750 | 58.10 | 31.750 | 63.00 | 100.50 | 3.50 | 19.80 | 9.00 |
| 24BSS | 38.100 | 71.30 | 38.100 | 76.20 | 108.40 | 4.80 | 26.67 | 10.50 |
| 28BSS | 44.450 | 81.10 | 44.450 | 88.90 | 123.00 | 6.00 | 28.58 | 13.10 |
| 32BSS | 50.800 | 92.80 | 50.800 | 101.60 | 142.80 | 6.00 | 31.75 | 13.10 |

#直链板

#Straight side plates

不锈钢短距滚子链附件

Stainless steel short pitch roller chain attachments

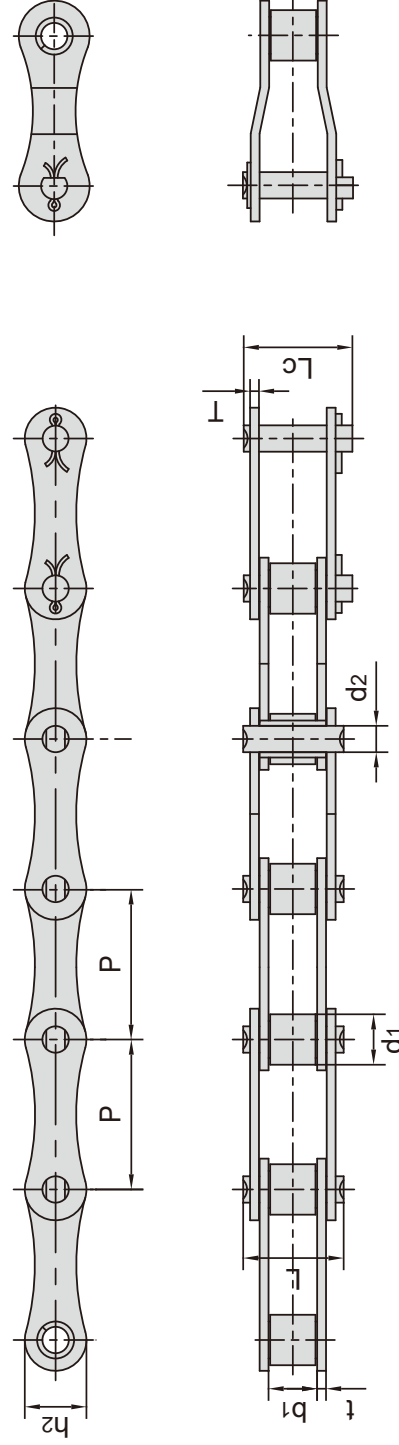


| 东华链号 Donghua Chain No. | P mm | G mm | L mm | C mm | F mm | T mm | d4 mm |
|------------------------------|---------|---------|---------|---------|---------|---------|----------|
| 06CSS | 9.525 | 17.32 | 9.525 | 9.50 | 14.55 | 1.30 | 2.80 |
| 08ASS | 12.700 | 23.00 | 12.700 | 12.70 | 17.40 | 1.50 | 3.40 |
| 10ASS | 15.875 | 28.80 | 15.875 | 15.90 | 23.05 | 2.03 | 5.50 |
| 12ASS | 19.050 | 34.65 | 19.050 | 18.30 | 26.86 | 2.42 | 5.50 |
| 16ASS | 25.400 | 45.90 | 25.400 | 24.60 | 35.45 | 3.25 | 6.80 |
| 20ASS | 31.750 | 57.65 | 31.750 | 31.80 | 44.00 | 4.00 | 9.20 |
| 24ASS | 38.100 | 69.30 | 38.100 | 36.50 | 51.60 | 4.80 | 9.80 |
| 28ASS | 44.450 | 80.45 | 44.450 | 44.50 | 62.00 | 5.60 | 11.40 |
| 32ASS | 50.800 | 92.00 | 50.800 | 50.80 | 69.85 | 6.40 | 13.10 |
| #06BSS | 9.525 | 17.72 | 9.525 | 9.52 | 13.50 | 1.30 | 3.50 |
| 08BSS | 12.700 | 23.30 | 12.700 | 13.35 | 18.90 | 1.60 | 4.30 |
| 10BSS | 15.875 | 29.58 | 15.875 | 16.50 | 22.95 | 1.70 | 5.30 |
| 12BSS | 19.050 | 34.05 | 19.050 | 21.45 | 28.60 | 1.85 | 6.40 |
| 16BSS | 25.400 | 46.40 | 25.400 | 23.15 | 34.00 | 3.10 | 6.40 |
| 20BSS | 31.750 | 58.10 | 31.750 | 30.50 | 45.70 | 3.50 | 9.00 |
| 24BSS | 38.100 | 71.30 | 38.100 | 42.70 | 61.50 | 4.80 | 10.50 |

#直链板

#Straight side plates

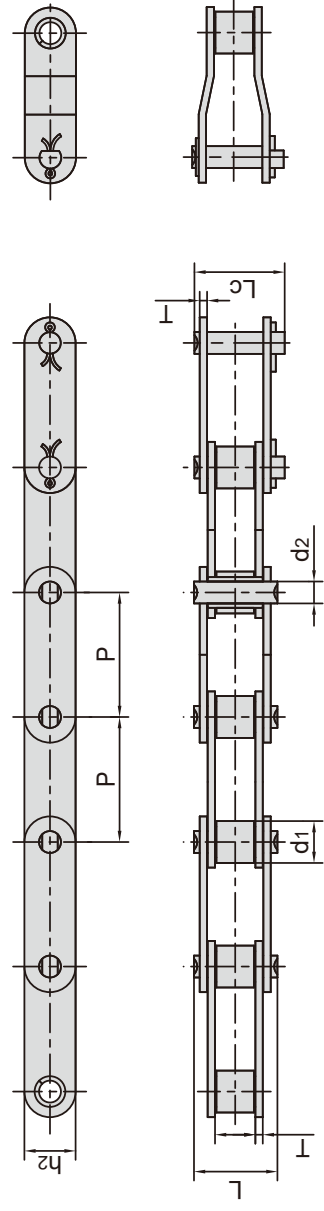
不锈钢双节距滚子链 Stainless steel double pitch roller chains



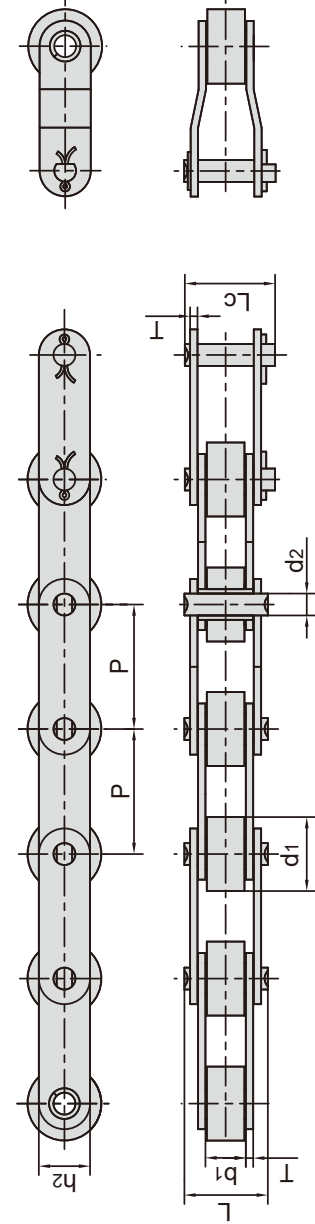
| 东华链号 Donghua Chain No. | 节距 Pitch | 滚子直径 Roller diameter | 内节内宽 Width between inner plates | 销轴直径 Pin diameter | 销轴长度 Pin length | | 内链板高度 Inner plate depth | 链板厚度 Plate thickness | 破断载荷 Breaking load | 每米长重 Weight per meter |
|------------------------------|-------------|----------------------------|---|-------------------------|-----------------------|-----------------|----------------------------------|----------------------------|--------------------------|--------------------------------|
| | P mm | d1 max mm | b1 min mm | d2 max mm | L max mm | Lc max mm | h2 max mm | t/T max mm | Q min kN/lbf | q kg/m |
| 208ASS | 25.40 | 7.95 | 7.85 | 3.96 | 16.60 | 17.80 | 12.00 | 1.50 | 9.6/2158 | 0.42 |
| 208BSS | 25.40 | 8.51 | 7.75 | 4.45 | 16.70 | 18.20 | 11.80 | 1.60 | 12.0/2698 | 0.45 |
| 210ASS | 31.75 | 10.16 | 9.40 | 5.08 | 20.70 | 22.20 | 15.00 | 2.03 | 15.2/3417 | 0.73 |
| 210BSS | 31.75 | 10.16 | 9.65 | 5.08 | 19.50 | 20.90 | 14.70 | 1.70 | 13.3/2990 | 0.66 |
| 212ASS | 38.10 | 11.91 | 12.57 | 5.94 | 25.90 | 27.70 | 18.00 | 2.42 | 21.7/4878 | 1.02 |
| 212BSS | 38.10 | 12.07 | 11.68 | 5.72 | 22.50 | 25.20 | 16.00 | 1.85 | 18.5/4159 | 0.76 |
| 216ASS | 50.80 | 15.88 | 15.75 | 7.92 | 32.70 | 36.50 | 24.00 | 3.25 | 38.9/8745 | 1.70 |
| 216BSS | 50.80 | 15.88 | 17.02 | 8.28 | 36.10 | 39.10 | 21.00 | 4.50/3.10 | 40.0/8992 | 1.80 |
| 220ASS | 63.50 | 19.05 | 18.90 | 9.53 | 40.40 | 44.70 | 30.00 | 4.00 | 60.0/13488 | 2.55 |
| 220BSS | 63.50 | 19.05 | 19.56 | 10.19 | 41.30 | 45.00 | 26.40 | 4.50/3.50 | 57.0/12814 | 2.62 |
| 224ASS | 76.20 | 22.23 | 25.22 | 11.10 | 50.30 | 54.30 | 35.70 | 4.80 | 76.2/17130 | 4.06 |
| 224BSS | 76.20 | 25.40 | 25.40 | 14.63 | 53.40 | 57.80 | 33.20 | 6.00/4.80 | 104.0/23379 | 4.66 |

不锈钢双节距滚子链 Stainless steel double pitch roller chains

小滚子型
Small roller type



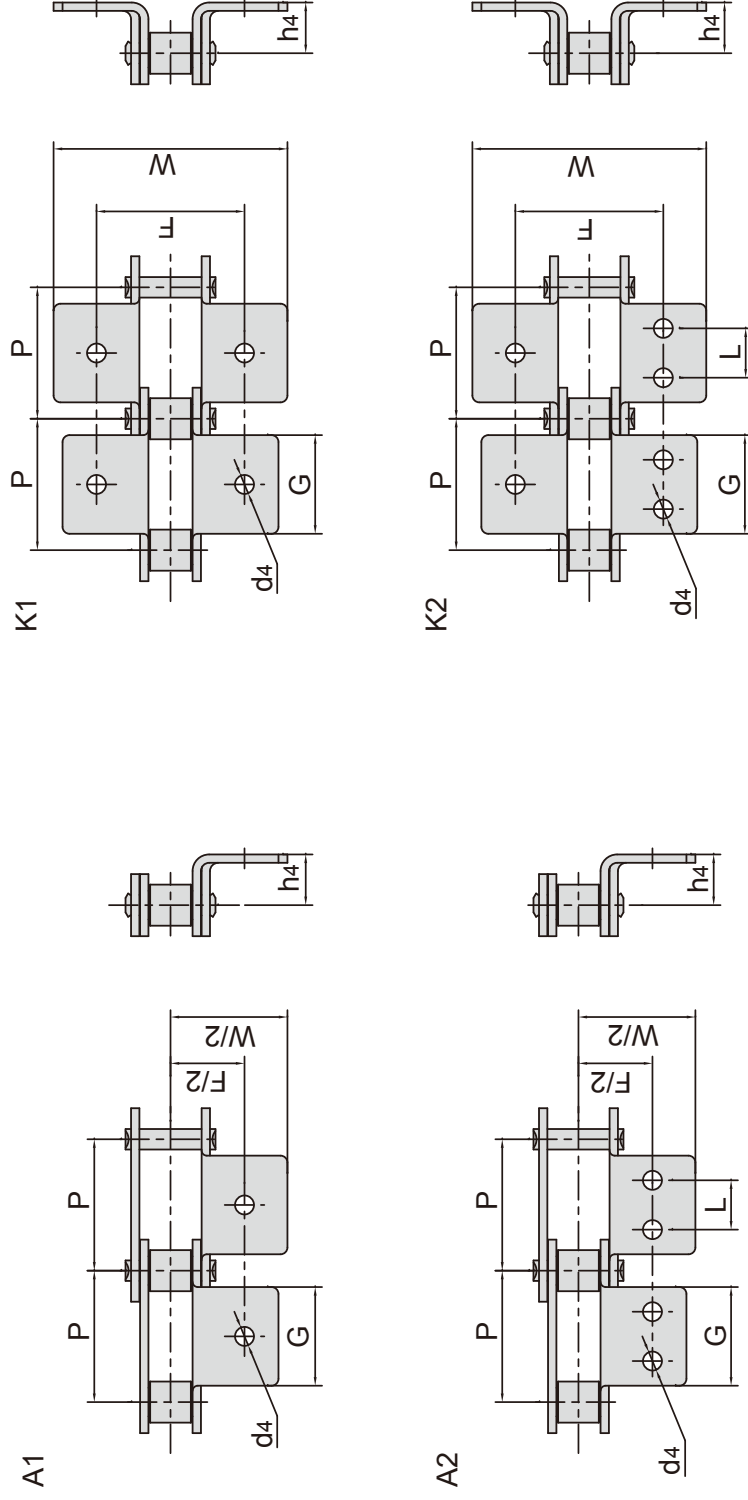
大滚子型
Large roller type



| 东华链号 Donghua Chain No. | 节距 Pitch P mm | 滚子直径 Roller diameter d1 max mm | 内节内宽 Width between inner plates b1 min mm | 销轴直径 Pin diameter d2 max mm | | 销轴长度 Pin length L max mm | | 内链板高度 Inner plate depth h2 max mm | 链板厚度 Plate thickness T max mm | 破断载荷 Breaking load Q min kN/lbf | 每米长重 Weight per meter q kg/m |
|------------------------------|------------------------|---|---|--|----------------|---|------|---|--|--|---|
| | | | | d2 max mm | L max mm | Lc max mm | | | | | |
| C2040SS C2042SS | 25.40 | 7.95 15.88 | 7.85 | 3.96 | 16.6 | 17.8 | 12.0 | 1.50 | 9.6/2182 | 0.51 0.85 | |
| C2040HSS | 25.40 | 7.95 | 7.85 | 3.96 | 18.8 | 19.9 | 12.0 | 2.03 | 9.6/2182 | 0.66 | |
| C208BSS C208BLSS | 25.40 | 8.51 15.88 | 7.75 | 4.45 | 16.7 | 18.2 | 11.8 | 1.60 | 12.0/2727 | 0.56 0.90 | |
| C2050SS C2052SS | 31.75 | 10.16 19.05 | 9.40 | 5.08 | 20.7 | 22.2 | 15.0 | 2.03 | 15.2/3455 | 0.79 1.29 | |
| C210BSS | 31.75 | 10.16 | 9.65 | 5.08 | 19.5 | 20.9 | 14.7 | 1.70 | 13.3/2990 | 0.75 | |
| C2060SS C2062SS | 38.10 | 11.91 22.23 | 12.57 | 5.94 | 25.9 | 27.7 | 18.0 | 2.42 | 21.7/4932 | 1.13 1.63 | |
| C2060HSS C2062HSS | 38.10 | 11.91 22.23 | 12.57 | 5.94 | 29.2 | 31.6 | 18.0 | 3.25 | 21.7/4932 | 1.46 2.10 | |
| C212BSS | 38.10 | 12.07 | 11.68 | 5.72 | 22.5 | 25.2 | 16.0 | 1.85 | 18.5/4159 | 0.89 | |
| C2080SS C2082SS | 50.80 | 15.88 28.58 | 15.75 | 7.92 | 32.7 | 36.5 | 24.0 | 3.25 | 38.9/8841 | 2.11 3.16 | |
| C2080HSS C2082HSS | 50.80 | 15.88 28.58 | 15.75 | 7.92 | 36.2 | 39.4 | 24.0 | 4.00 | 38.9/8841 | 2.57 3.63 | |
| C216BSS | 50.80 | 15.88 | 17.02 | 8.28 | 36.1 | 39.1 | 21.0 | 4.50/3.10 | 40.0/8992 | 2.10 | |
| C2100SS C2102SS | 63.50 | 19.05 39.67 | 18.90 | 9.53 | 40.4 | 44.7 | 30.0 | 4.00 | 60.0/13636 | 3.05 4.89 | |
| C2100HSS C2102HSS | 63.50 | 19.05 39.67 | 18.90 | 9.53 | 43.6 | 46.9 | 30.0 | 4.80 | 60.0/13636 | 3.61 5.45 | |
| C220BSS | 63.50 | 19.05 | 19.56 | 10.19 | 41.3 | 45.0 | 26.4 | 4.50/3.50 | 57.0/12814 | 2.93 | |

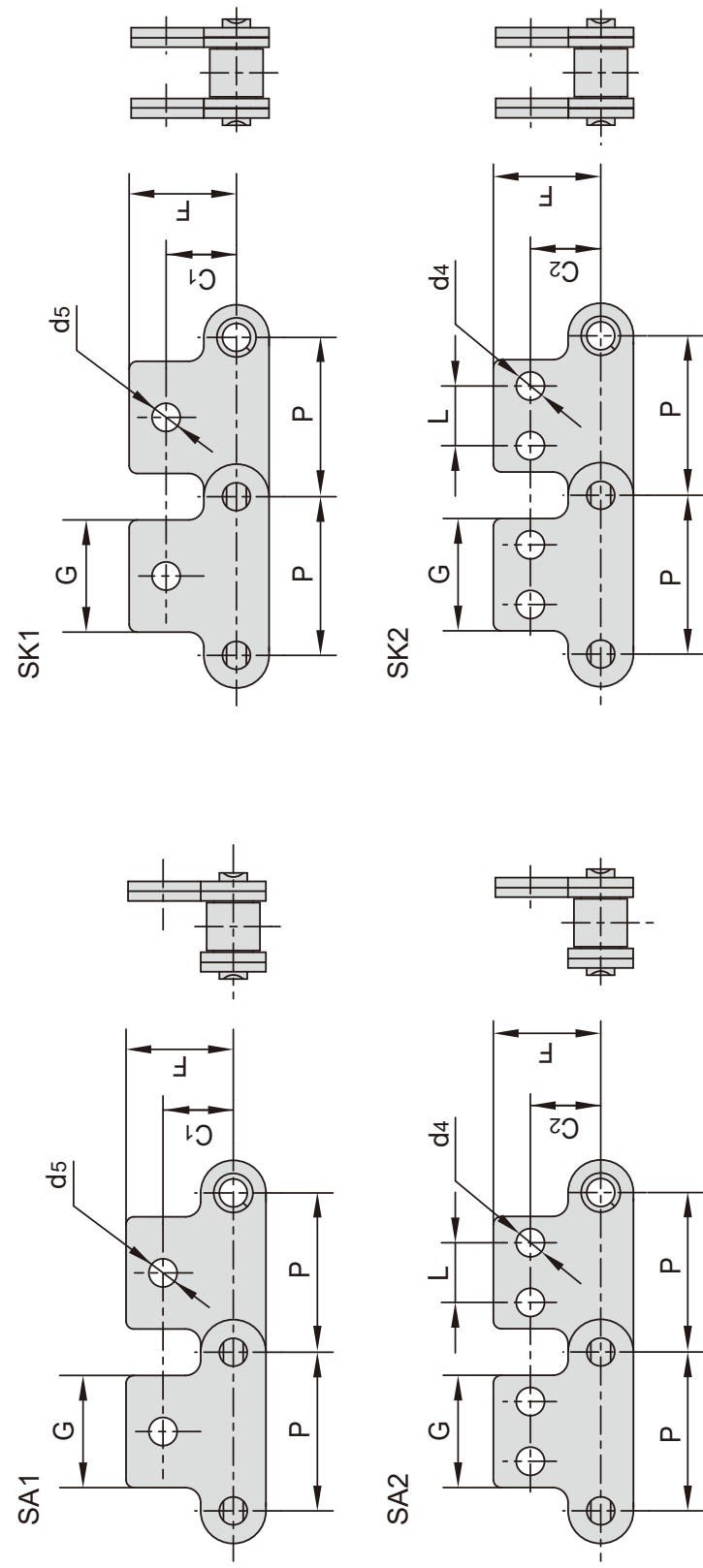
不锈钢双节距输送链附件

Stainless steel double pitch conveyor chain attachments



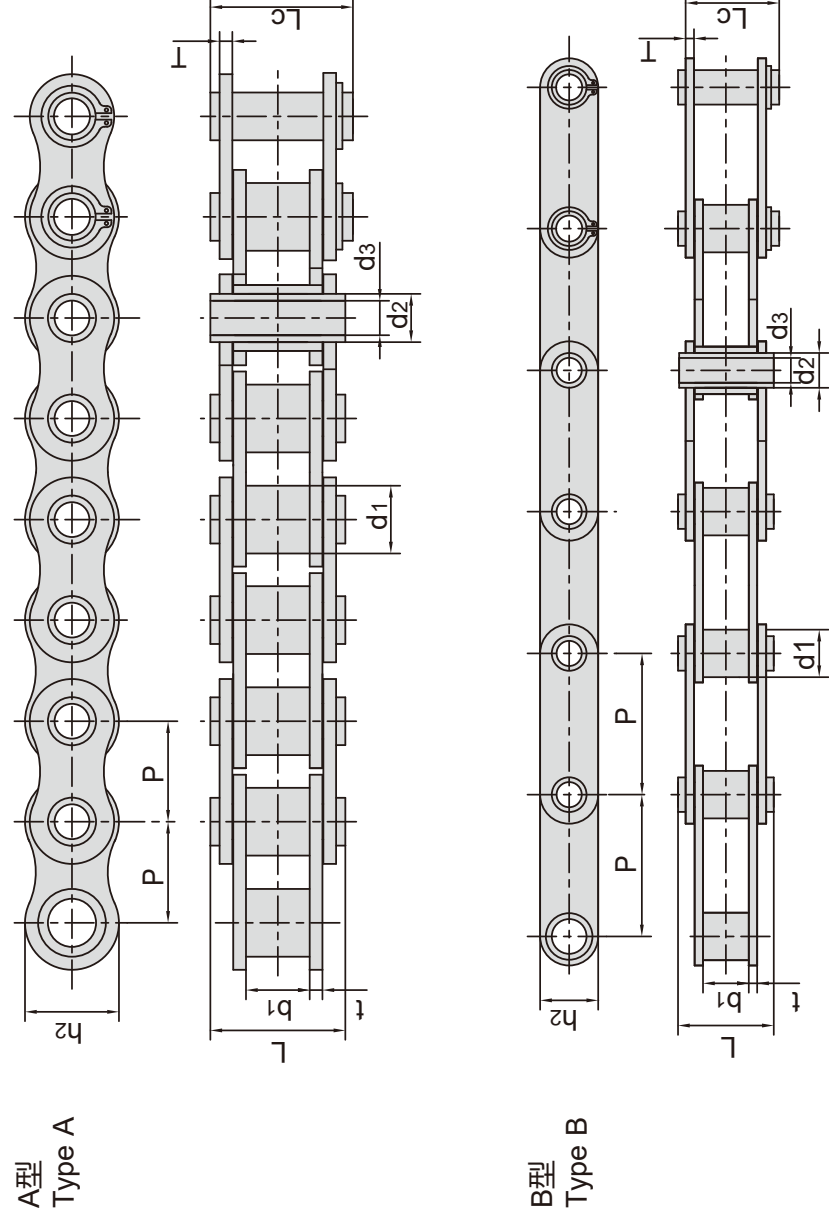
| 东华链号 Donghua Chain No. | P mm | G mm | L mm | F mm | W mm | h4 mm | d4 mm |
|------------------------------|---------|---------|---------|---------|---------|----------|----------|
| C2040SS C2042SS | 25.40 | 19.1 | 9.5 | 25.4 | 39.6 | 9.10 | 3.4 |
| C208BSS C208BLSS | 25.40 | 23.2 | 12.7 | 25.4 | 39.6 | 9.10 | 4.5 |
| C2050SS C2052SS | 31.75 | 23.8 | 11.9 | 31.8 | 49.0 | 11.10 | 5.5 |
| C2060SS C2062SS | 38.10 | 28.6 | 14.3 | 42.9 | 67.8 | 14.70 | 5.5 |
| C2060HSS C2062HSS | 38.10 | 28.6 | 14.3 | 42.9 | 67.8 | 14.70 | 5.5 |
| C2080SS C2082SS | 50.80 | 38.1 | 19.1 | 55.6 | 87.8 | 19.10 | 6.8 |
| C2080HSS C2082HSS | 50.80 | 38.1 | 19.1 | 55.6 | 87.8 | 19.10 | 6.8 |
| C2100SS C2102SS | 63.50 | 47.6 | 23.8 | 66.6 | 107.5 | 23.40 | 9.2 |
| C2100HSS C2102HSS | 63.50 | 47.6 | 23.8 | 66.6 | 107.5 | 23.40 | 9.2 |

不锈钢双节距输送链附件 Stainless steel double pitch conveyor chain attachments



| 东华链号 Donghua Chain No. | P | G | L | C ₁ | C ₂ | F | d ₄ | d ₅ |
|------------------------------|--------|-------|-------|----------------|----------------|-------|----------------|----------------|
| | mm | mm | mm | mm | mm | mm | mm | mm |
| C2040SS C2042SS | 25.400 | 19.10 | 9.50 | 11.10 | 13.50 | 20.50 | 3.40 | 5.50 |
| C208BSS C208BLSS | 25.400 | 23.20 | 12.70 | 11.10 | 13.50 | 20.50 | 4.50 | 5.50 |
| C2050SS C2052SS | 31.750 | 23.80 | 11.90 | 14.30 | 15.90 | 25.00 | 5.50 | 6.60 |
| C2060SS C2062SS | 38.100 | 28.60 | 14.30 | 17.50 | 19.10 | 32.90 | 5.50 | 9.20 |
| C2060HSS C2062HSS | 38.100 | 28.60 | 14.30 | 17.50 | 19.10 | 32.90 | 5.50 | 9.20 |
| C2080SS C2082SS | 50.800 | 38.10 | 19.10 | 22.20 | 25.40 | 43.50 | 6.60 | 11.00 |
| C2080HSS C2082HSS | 50.800 | 38.10 | 19.10 | 22.20 | 25.40 | 43.50 | 6.60 | 11.00 |
| C2100SS C2102SS | 63.500 | 47.60 | 23.80 | 28.60 | 31.80 | 50.40 | 8.40 | 13.00 |
| C2100HSS C2102HSS | 63.500 | 47.60 | 23.80 | 28.60 | 31.80 | 50.40 | 8.40 | 13.00 |

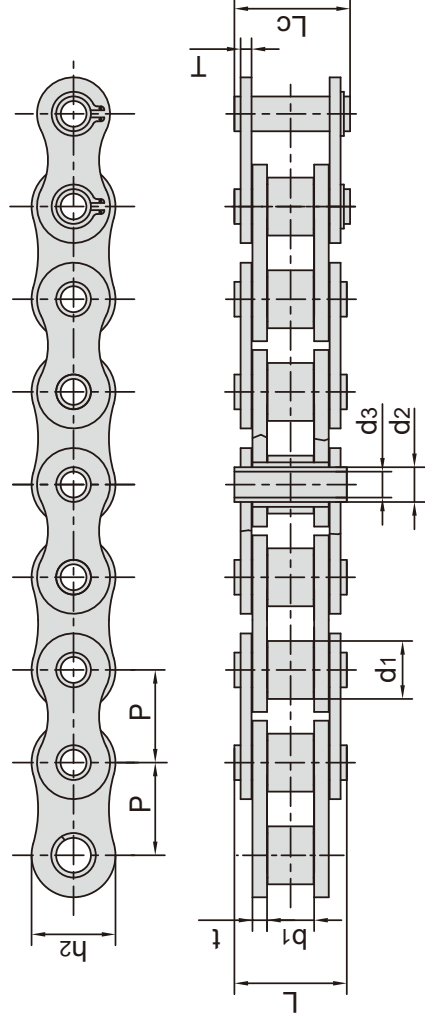
不锈钢空心销轴链 Stainless steel hollow pin chains



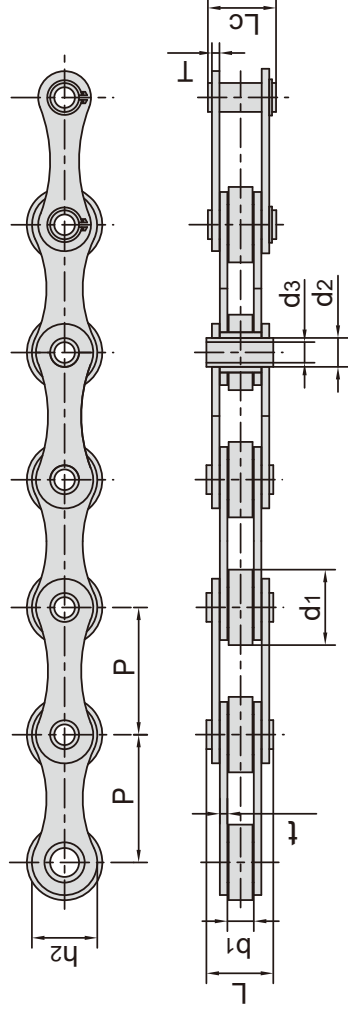
| 东华链号 Donghua Chain No. | 节距 Pitch P mm | 套筒直径 Bush diameter | | 内节内宽 Width between inner plates | | 销轴直径 Pin diameter | | 销轴长度 Pin length | | 内链板高度 Inner plate depth h2 max mm | 链板厚度 Plate thickness t/T max mm | 破断载荷 Breaking load Q min kN/lbf | 每米长重 Weight per meter q kg/m | 型号 Type |
|------------------------------|------------------------|--------------------------|-----------------|--|-----------------|-------------------------|-----------------|-----------------------|-----------|---|--|--|---|------------|
| | | d1 max mm | d2 max mm | b1 min mm | d3 min mm | L max mm | Lc max mm | | | | | | | |
| 08BHPSS | 12.700 | 8.51 | 6.55 | 7.75 | 4.50 | 16.40 | - | 11.80 | 1.60 | 7.7/1731 | 0.56 | A | | |
| 08BHPFSS | 12.700 | 8.51 | 6.55 | 7.75 | 4.50 | 16.40 | 17.60 | 11.80 | 1.60/1.30 | 7.8/1753 | 0.50 | A | | |
| 08BHPF5SS | 12.700 | 8.51 | 6.30 | 7.75 | 4.50 | 16.80 | 18.00 | 12.00 | 1.60 | 6.7/1506 | 0.63 | A | | |
| C08BHPSS | 12.700 | 8.51 | 6.55 | 7.75 | 4.50 | 16.40 | 17.60 | 11.80 | 1.60/1.30 | 7.7/1731 | 0.62 | B | | |
| 40HPSS | 12.700 | 7.95 | 5.63 | 7.85 | 4.00 | 16.50 | 17.60 | 12.00 | 1.50 | 7.7/1731 | 0.55 | A | | |
| 50HPSS | 15.875 | 10.16 | 7.03 | 9.40 | 5.13 | 20.70 | 21.90 | 15.09 | 2.03 | 14.0/3147 | 0.92 | A | | |
| 10BHPF3SS | 15.875 | 10.16 | 7.02 | 9.65 | 5.13 | 19.05 | 20.50 | 14.70 | 1.70 | 7.0/1574 | 0.87 | A | | |
| 60HPSS | 19.050 | 11.91 | 8.31 | 12.70 | 6.00 | 25.80 | 26.80 | 18.00 | 2.42 | 16.8/3777 | 1.31 | A | | |
| 60HPF6SS | 19.050 | 11.91 | 8.31 | 12.70 | 5.00 | 25.80 | 26.80 | 18.00 | 2.42 | 15.0/3409 | 1.40 | A | | |
| 80HPSS | 25.400 | 15.88 | 11.40 | 15.75 | 8.05 | 32.50 | 33.80 | 24.00 | 3.25 | 35.0/7868 | 2.29 | A | | |
| C2040HPSS | 25.400 | 7.95 | 5.63 | 7.85 | 4.00 | 16.50 | 17.60 | 12.00 | 1.50 | 7.7/1731 | 0.47 | B | | |
| HB25.4F10SS | 25.400 | 10.16 | 7.22 | 9.40 | 5.12 | 20.50 | 21.80 | 14.95 | 2.03 | 12.0/2698 | 0.84 | B | | |
| C2050HPSS | 31.750 | 10.16 | 7.22 | 9.40 | 5.12 | 20.50 | 21.80 | 15.00 | 2.03 | 14.3/3215 | 0.77 | B | | |
| C2060HPSS | 38.100 | 11.91 | 8.31 | 12.70 | 6.00 | 25.80 | 26.80 | 17.00 | 2.42 | 16.8/3777 | 1.03 | B | | |
| HP50F10SS | 50.000 | 18.00 | 8.30 | 12.00 | 8.30 | 39.50 | 40.60 | 30.00 | 3.00 | 30.0/6744 | 2.71 | B | | |
| C2080HPSS | 50.800 | 15.88 | 11.40 | 15.75 | 8.05 | 32.50 | 33.80 | 24.00 | 3.25 | 35.0/7868 | 1.83 | B | | |

不锈钢空心销轴链 Stainless steel hollow pin chains

A型
Type A

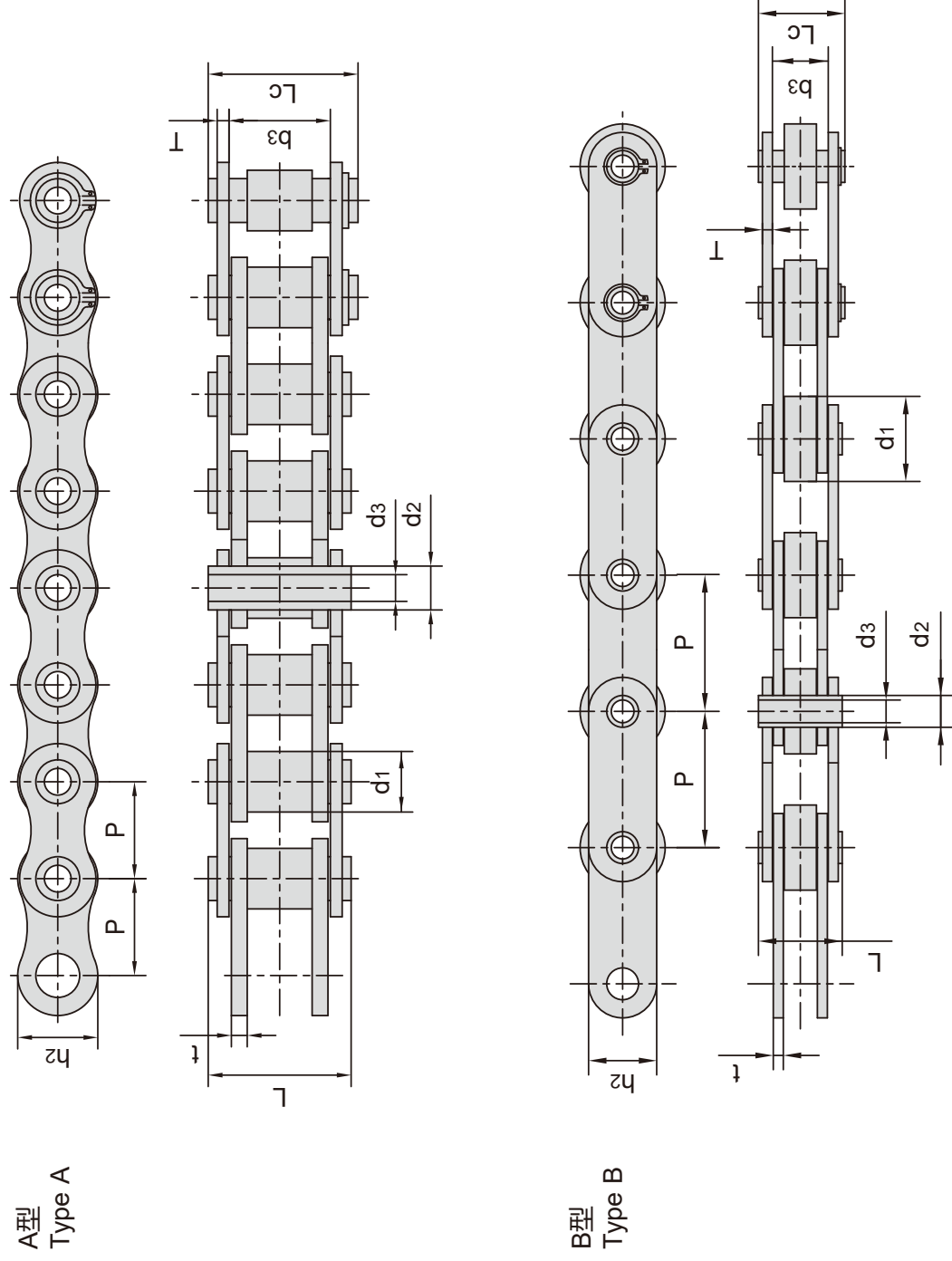


B型
Type B



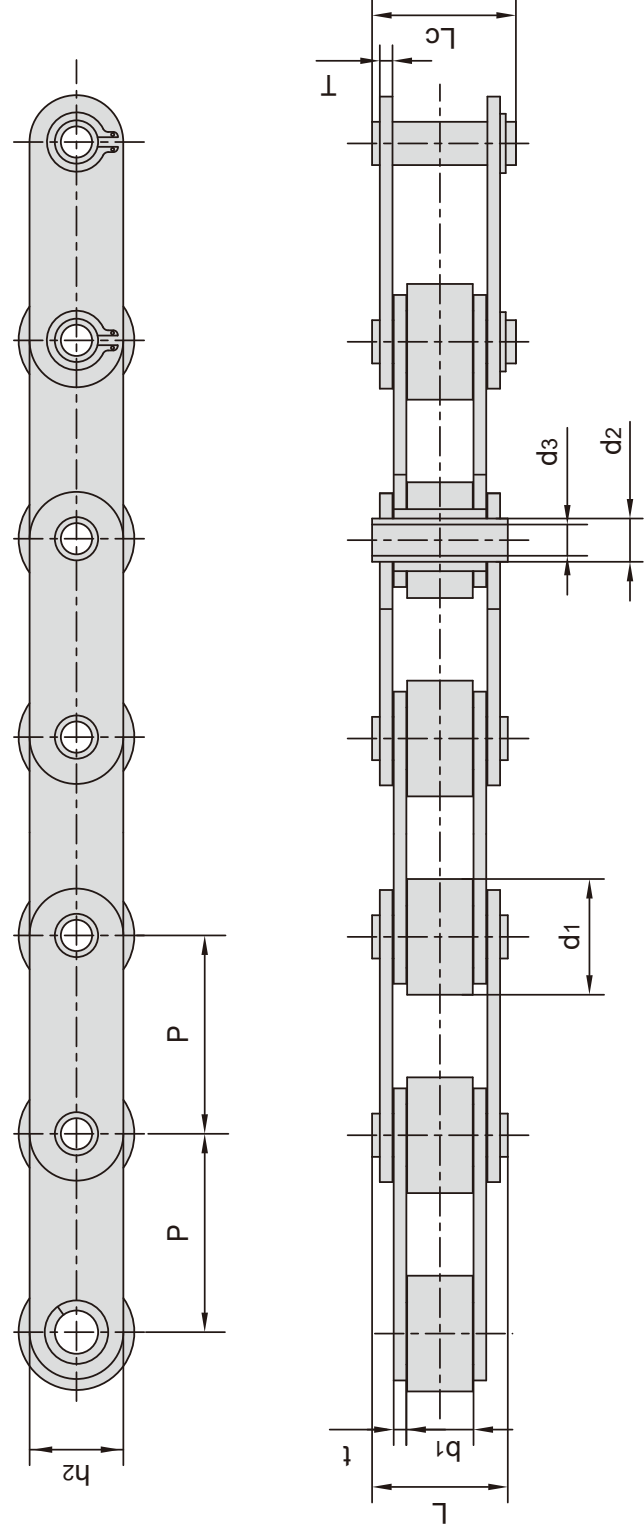
| 东华链号 Donghua Chain No. | 节距 Pitch P mm | 滚子直径 Roller diameter d1 max mm | 内节内宽 Width between inner plates b1 min mm | 销轴直径 Pin diameter d2 max mm | | 销轴长度 Pin length L max mm | 内链板高度 Inner plate depth h2 max mm | 链板厚度 Plate thickness t/T max mm | 破断载荷 Breaking load Q min kN/lbf | 每米长重 Weight per meter q kg/m | 型号 Type |
|------------------------------|------------------------|---|---|--|-----------------|---|---|--|--|---|------------|
| | | | | d3 min mm | d4 max mm | | | | | | |
| 10BHPSS | 15.875 | 10.16 | 9.65 | 5.94 | 4.04 | 19.30 | 14.70 | 1.70 | 11.0/2473 | 0.87 | A |
| 12BHPSS | 19.050 | 12.07 | 11.68 | 6.50 | 4.00 | 21.60 | 15.90 | 1.85 | 14.0/3147 | 1.12 | A |
| 16BBBSS | 25.400 | 15.88 | 17.02 | 8.28 | 4.20 | 35.20 | 21.00 | 4.15/3.10 | 25.4/5710 | 2.50 | A |
| 16BBHF1SS | 25.400 | 15.88 | 12.70 | 9.53 | 7.05 | 30.80 | 23.00 | 4.15/3.10 | 25.0/5620 | 2.30 | A |
| HB25.4F6SS | 25.400 | 16.00 | 8.00 | 6.05 | 4.20 | 19.20 | 12.00 | 2.03 | 6.0/1349 | 0.90 | B |
| HP35SS | 35.000 | 20.00 | 16.00 | 13.35 | 10.20 | 30.40 | 26.30 | 2.50 | 16.4/3687 | 2.13 | A |
| HP41.75F1SS | 41.750 | 17.10 | 20.20 | 11.11 | 8.20 | 35.70 | 21.65 | 3.10 | 13.2/2967 | 1.60 | A |
| HP41.75F3SS | 41.750 | 17.00 | 20.50 | 11.00 | 8.30 | 36.00 | 21.40 | 3.00 | 13.2/2967 | 1.64 | A |
| DH16500HPSS | 50.000 | 30.00 | 10.50 | 11.40 | 8.20 | 27.40 | 26.00 | 3.10 | 29.0/6519 | 2.24 | B |
| HB50F4SS | 50.000 | 30.00 | 10.00 | 11.60 | 8.20 | 26.60 | 25.40 | 3.00 | 36.0/8093 | 1.47 | B |
| HP50F8SS | 50.000 | 25.00 | 11.20 | 8.95 | 6.30 | 26.00 | 20.20 | 2.50 | 19.5/4384 | 1.79 | B |
| HB50.8SS | 50.800 | 30.00 | 10.50 | 11.40 | 8.20 | 27.40 | 26.00 | 3.10 | 35.0/7868 | 2.60 | A |
| HB50.8F13SS | 50.800 | 30.60 | 13.25 | 11.40 | 8.20 | 30.50 | 25.50 | 3.10 | 32.0/7194 | 1.66 | B |
| HB50.8F42SS | 50.800 | 30.00 | 10.00 | 11.60 | 8.00 | 26.60 | 25.40 | 3.00 | 50.0/11240 | 2.00 | B |
| 1650HPF3SS | 50.800 | 30.00 | 10.50 | 11.20 | 8.20 | 27.40 | 26.00 | 3.10 | 32.0/7194 | 1.80 | B |
| HB50.8F21SS | 50.800 | 30.00 | 10.00 | 11.60 | 8.20 | 26.60 | 25.40 | 3.00 | 36.0/8093 | 1.46 | B |
| DH16500HPSS | 50.800 | 30.00 | 10.50 | 11.40 | 8.20 | 27.40 | 26.00 | 3.10 | 32.0/7194 | 1.60 | B |
| HB63F6SS | 63.000 | 30.00 | 10.00 | 11.70 | 8.20 | 26.70 | 26.50 | 3.10 | 35.0/7868 | 2.09 | B |
| HB100F7SS | 100.000 | 30.00 | 10.00 | 11.50 | 8.20 | 26.50 | 25.50 | 3.00 | 35.0/7868 | 1.28 | B |

不锈钢空心销轴链 Stainless steel hollow pin chains



| 节距 Pitch | 滚子直径 Roller diameter | 外节内宽 Width between outer plates | 销轴直径 Pin diameter | | 销轴长度 Pin length | | 内链板高度 Inner plate depth | 链板厚度 Plate thickness | 破断载荷 Breaking load | 每米长重 Weight per meter | 型号 Type |
|-------------|-------------------------|------------------------------------|----------------------|--------|--------------------|-------|----------------------------|-------------------------|-----------------------|--------------------------|------------|
| | | | d1 max | d2 max | d3 min | L max | | | | | |
| 12.700 | 8.51 | 13.20 | 6.65 | 5.20 | 18.00 | 19.20 | 11.80 | 1.60 | 7.0/1591 | 0.50 | A |
| 12.700 | 8.51 | 13.40 | 6.65 | 4.00 | 19.00 | 20.20 | 11.80 | 1.70 | 9.8/2227 | 0.69 | A |
| 15.875 | 10.16 | 15.80 | 7.03 | 5.10 | 19.20 | 20.20 | 14.00 | 1.85 | 11.9/2705 | 0.87 | A |
| 19.050 | 12.07 | 15.80 | 8.03 | 5.40 | 22.70 | 23.90 | 15.80 | 1.85 | 13.0/2955 | 1.20 | A |
| 19.050 | 12.07 | 12.70 | 8.03 | 5.70 | 22.40 | 23.90 | 15.80 | 1.85 | 13.0/2955 | 1.04 | A |
| 19.050 | 11.91 | 12.70 | 8.40 | 6.10 | 24.70 | 26.00 | 18.00 | 2.03 | 12.0/2727 | 1.54 | A |
| 20.000 | 12.00 | 28.80 | 8.40 | 6.00 | 38.00 | 40.00 | 18.00 | 3.00 | 18.0/4091 | 3.00 | A |
| 38.100 | 18.00 | 22.50 | 14.00 | 10.20 | 32.80 | 34.30 | 28.00 | 3.50 | 40.0/9091 | 2.80 | B |

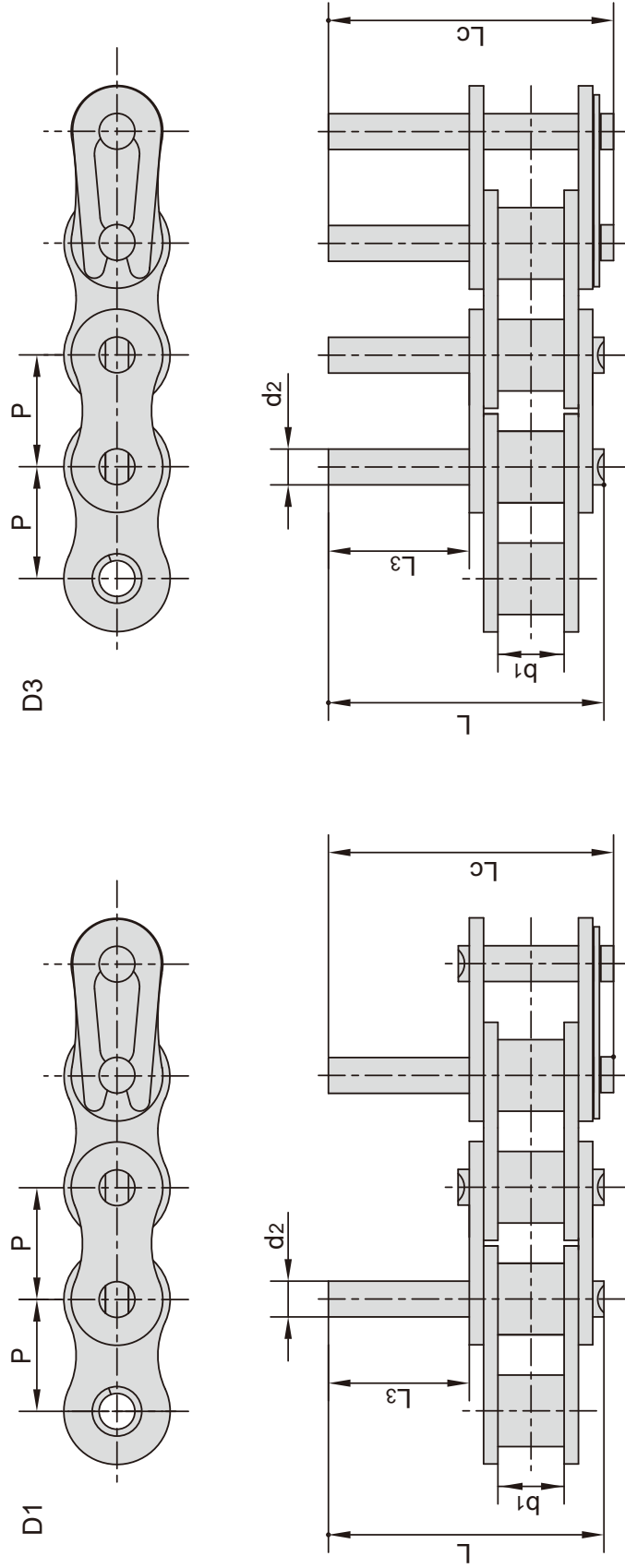
不锈钢空心销轴链 Stainless steel hollow pin chains



| 东华链号 Donghua Chain No. | 节距 Pitch P | 滚子直径 Roller diameter d1 max mm | 内节内宽 Width between inner plates b1 min mm | 销轴直径 Pin diameter d2 max mm | | 销轴长度 Pin length L max mm | | 内链板高度 Inner plate depth h2 max mm | 链板厚度 Plate thickness T max mm | 破断载荷 Breaking load Q min kN/lbf | 每米长重 Weight per meter q kg/m |
|------------------------------|------------------|---|---|--|-----------------|---|-------|---|--|--|---|
| | | | | d3 min mm | Lc max mm | | | | | | |
| C2042HPSS | 25.400 | 15.88 | 7.85 | 5.63 | 17.60 | 16.50 | 12.00 | 1.50 | 7.7/1731 | 0.79 | |
| C2052HPSS | 31.750 | 19.05 | 9.53 | 7.22 | 21.80 | 20.50 | 15.00 | 2.03 | 14.3/3215 | 1.27 | |
| C2062HPSS | 38.100 | 22.23 | 12.70 | 8.31 | 26.80 | 25.80 | 17.00 | 2.42 | 16.8/3777 | 1.74 | |
| C2082HPSS | 50.800 | 28.58 | 15.75 | 11.40 | 33.80 | 32.40 | 24.00 | 3.25 | 35.0/7868 | 2.86 | |
| C2042H-HPSS | 25.400 | 15.88 | 7.85 | 5.63 | 19.90 | 18.80 | 12.00 | 2.03 | 7.7/1731 | 0.96 | |
| C2052H-HPSS | 31.750 | 19.05 | 9.53 | 7.22 | 23.40 | 22.10 | 15.00 | 2.42 | 14.3/3215 | 1.46 | |
| C2062H-HPSS | 38.100 | 22.23 | 12.70 | 8.31 | 30.20 | 29.20 | 17.00 | 3.25 | 16.8/3777 | 2.02 | |
| C2082H-HPSS | 50.800 | 28.58 | 15.75 | 11.40 | 37.60 | 36.20 | 24.00 | 4.00 | 35.0/7868 | 3.30 | |
| HB25.4F2SS | 25.400 | 15.89 | 17.26 | 9.00 | 32.50 | 31.30 | 20.00 | 2.50 | 24.0/5395 | 1.99 | |
| HB30SS | 30.000 | 20.00 | 14.70 | 9.00 | 31.00 | 29.00 | 20.00 | 2.50 | 18.0/4046 | 2.23 | |
| HB45SS | 45.000 | 28.00 | 17.75 | 10.00 | 36.60 | 34.50 | 25.40 | 3.00 | 35.0/7868 | 3.60 | |
| HB50F3SS | 50.000 | 25.00 | 11.50 | 9.00 | 26.50 | 25.00 | 20.00 | 2.50 | 21.0/4721 | 1.24 | |
| HB50F5SS | 50.000 | 28.00 | 17.75 | 10.00 | 36.60 | 34.50 | 25.00 | 3.00 | 35.0/7868 | 3.43 | |
| HB50F6SS | 50.000 | 20.00 | 17.75 | 10.00 | 36.60 | 34.50 | 25.00 | 3.00 | 35.0/7868 | 2.51 | |
| C10HBSS | 15.875 | 10.16 | 9.65 | 5.94 | 20.50 | 19.30 | 14.70 | 1.70 | 10.0/2248 | 0.99 | |
| C60HBF4SS | 19.080 | 11.91 | 12.70 | 7.00 | 36.60 | 25.50 | 18.00 | 2.42 | 15.0/3372 | 1.70 | |
| MC35SS-P-50 | 50.000 | 31.00 | 14.80 | 14.00 | 33.00 | 31.00 | 25.00 | 3.00 | 21.0/4721 | 2.90 | |
| DH4203HPSS | 76.200 | 31.75 | 15.00 | 14.00 | 39.00 | 25.00 | 26.00 | 3.80 | 29.4/6609 | 3.05 | |

不锈钢节距加长销输送链

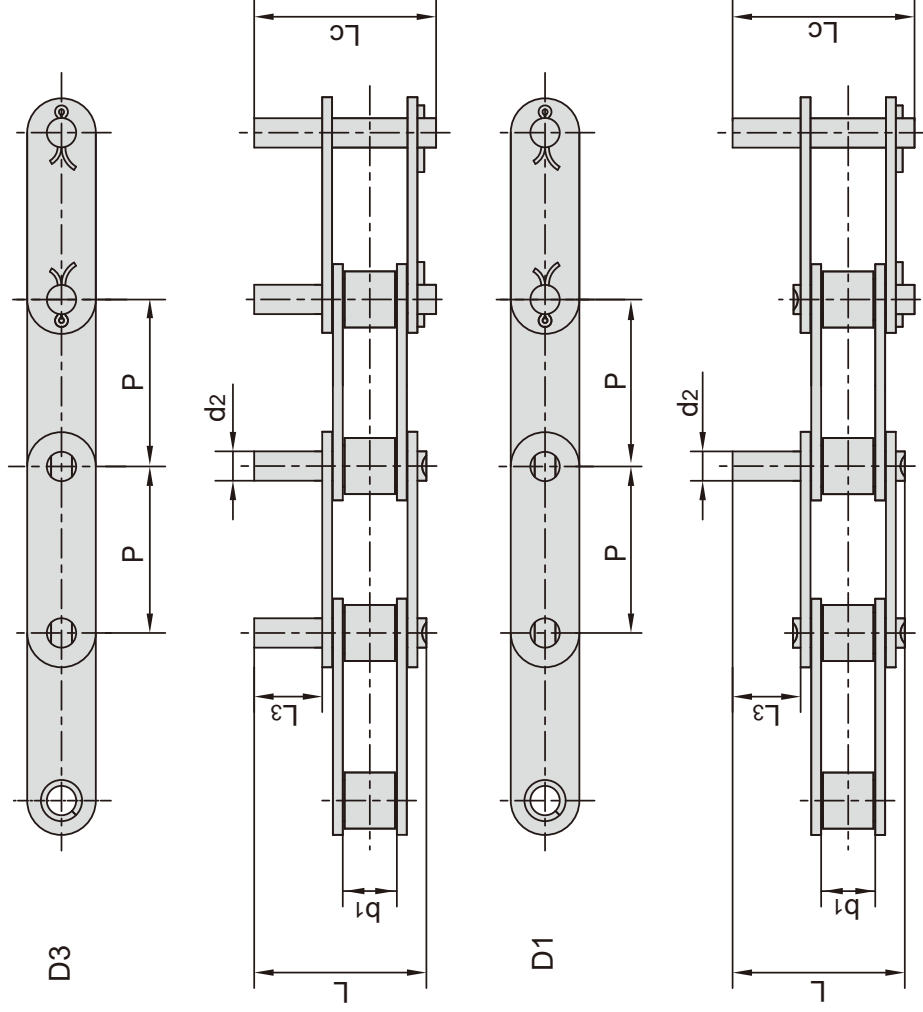
Stainless steel short pitch conveyor chains with extended pins



| 东华链号 Donghua Chain No. | P | b1 | d2 | L3 | L | Lc |
|------------------------------|--------|-------|-------|------|-------|-------|
| | mm | mm | mm | mm | mm | mm |
| 06CSS | 9.525 | 4.77 | 3.58 | 9.5 | 20.8 | 21.6 |
| 08ASS | 12.700 | 7.85 | 3.96 | 9.5 | 25.1 | 26.2 |
| 10ASS | 15.875 | 9.40 | 5.08 | 11.9 | 31.3 | 33.1 |
| 12ASS | 19.050 | 12.57 | 5.94 | 14.3 | 38.6 | 40.6 |
| 16ASS | 25.400 | 15.75 | 7.92 | 19.1 | 50.3 | 53.3 |
| 20ASS | 31.750 | 18.90 | 9.53 | 23.8 | 61.8 | 66.1 |
| 24ASS | 38.100 | 25.22 | 11.10 | 28.6 | 76.4 | 80.4 |
| 28ASS | 44.450 | 25.22 | 12.70 | 33.3 | 84.8 | 89.4 |
| 32ASS | 50.800 | 31.55 | 14.27 | 38.1 | 99.6 | 104.4 |
| 08BSS | 12.700 | 7.75 | 4.45 | 9.5 | 25.1 | 26.6 |
| 10BSS | 15.875 | 9.65 | 5.08 | 11.9 | 30.1 | 31.5 |
| 12BSS | 19.050 | 11.68 | 5.72 | 14.3 | 35.4 | 37.1 |
| 16BSS | 25.400 | 17.02 | 8.28 | 19.1 | 53.0 | 54.3 |
| 20BSS | 31.750 | 19.56 | 10.19 | 41.0 | 79.9 | 83.6 |
| 24BSS | 38.100 | 25.40 | 14.63 | 50.7 | 101.4 | 105.8 |
| 28BSS | 44.450 | 30.99 | 15.90 | 61.9 | 124.0 | 128.4 |
| 32BSS | 50.800 | 30.99 | 17.81 | 64.8 | 126.8 | 131.8 |

不锈钢双节距加长销输送链

Stainless steel double pitch conveyor chains with extended pins

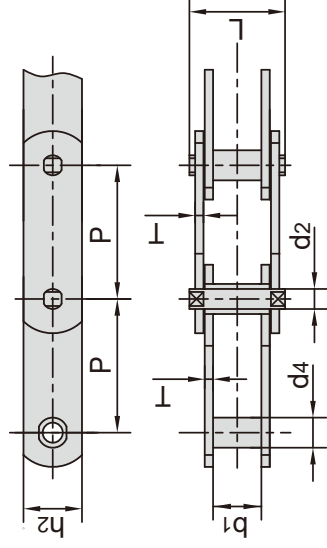


| 东华链号 Donghua Chain No. | P mm | b1 mm | d2 mm | L3 mm | L mm | Lc mm |
|------------------------------|---------|----------|----------|----------|---------|----------|
| C2040SS C2042SS | 25.40 | 7.85 | 3.96 | 9.5 | 25.1 | 26.2 |
| C2050SS C2052SS | 31.75 | 9.40 | 5.08 | 11.9 | 31.3 | 33.1 |
| C2060SS C2062SS | 38.10 | 12.57 | 5.94 | 14.3 | 38.6 | 40.6 |
| C2060HSS C2062HSS | 38.10 | 12.57 | 5.94 | 14.3 | 42.0 | 43.8 |
| C2080SS C2082SS | 50.80 | 15.75 | 7.92 | 19.1 | 50.3 | 53.3 |
| C2080HSS C2082HSS | 50.80 | 15.75 | 7.92 | 19.1 | 53.5 | 55.0 |
| C2100SS C2102SS | 63.50 | 18.90 | 9.53 | 23.8 | 61.8 | 66.1 |
| C2100HSS C2102HSS | 63.50 | 18.90 | 9.53 | 23.8 | 65.0 | 68.3 |
| C2120HSS C2122HSS | 76.20 | 25.22 | 11.10 | 28.6 | 79.6 | 83.6 |
| C2160HSS C2162HSS | 101.60 | 31.75 | 14.27 | 38.1 | 103.0 | 107.8 |

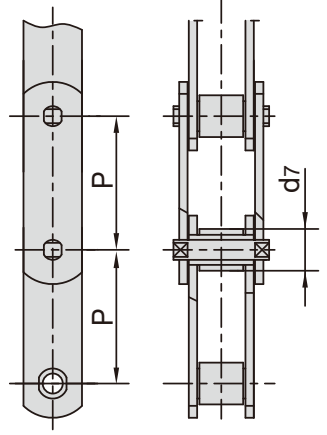
不锈钢输送链 (M系列)

Stainless steel conveyor chains (M series)

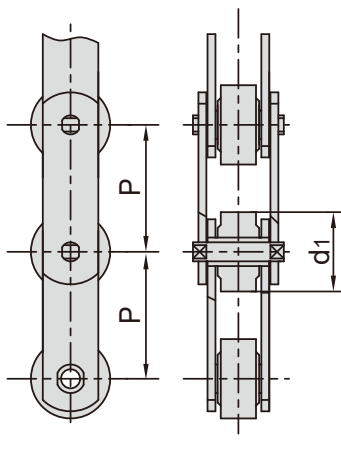
1.无滚子
1. without rollers



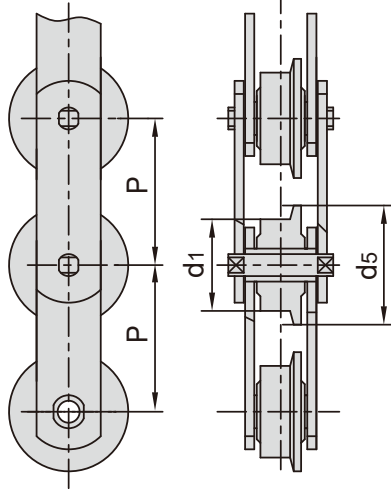
2.带S型小滚子
2. with S small rollers type



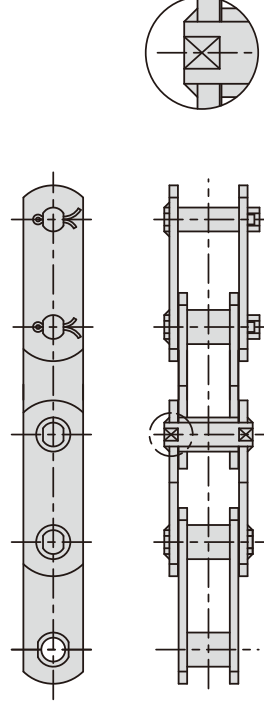
3.带P型大滚子
3. with P large rollers type



4.带F型带边滚子
4. with F flanged rollers type



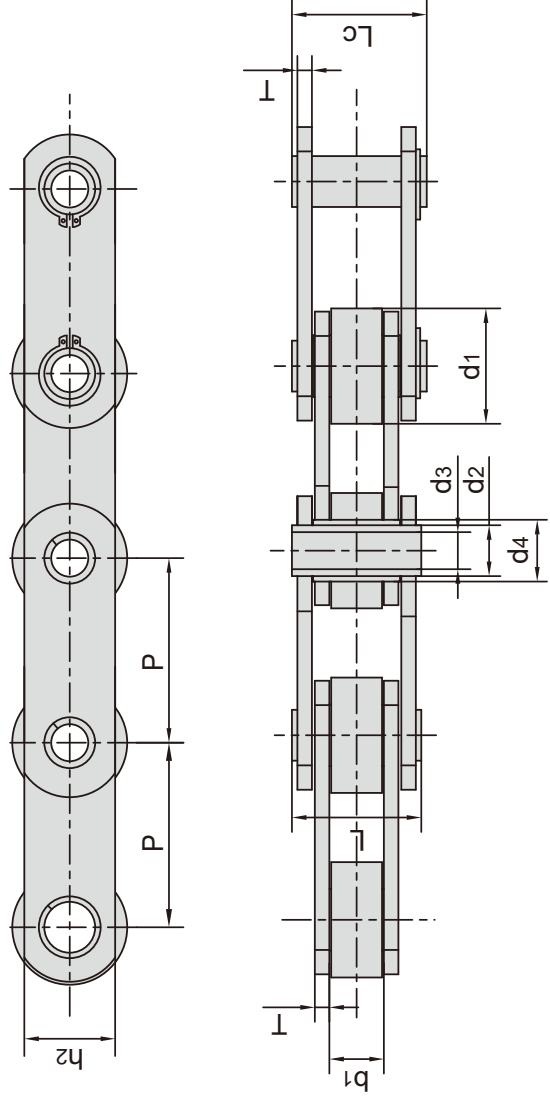
5.销轴铆头后采用焊接加固
5. Welded pins with plates



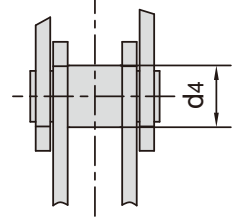
| 东华链号 Donghua Chain No. | 节距 Pitch | | | | | | 滚子直径 Roller diameter | | | 套筒直径 Bush diameter |
|------------------------------|-------------|-------|-------|-------|-------|-------|----------------------------|-----------------|-----------------|--------------------------|
| | P | mm | | | | | d1 max mm | d7 max mm | d5 max mm | |
| M20SS | 40.0 | 50.0 | 63.0 | 80.0 | 100.0 | 125.0 | 160.0 | 12.50 | 30.00 | 9.00 |
| M28SS | 50.0 | 63.0 | 80.0 | 100.0 | 125.0 | 160.0 | - | 15.00 | 36.00 | 10.00 |
| M40SS | 63.0 | 80.0 | 100.0 | 125.0 | 160.0 | - | - | 18.00 | 42.00 | 12.50 |
| M56SS | 63.0 | 80.0 | 100.0 | 125.0 | 160.0 | - | - | 21.00 | 50.00 | 15.00 |
| M80SS | 80.0 | 100.0 | 125.0 | 160.0 | - | - | - | 25.00 | 60.00 | 18.00 |
| M112SS | 80.0 | 100.0 | 125.0 | 160.0 | - | - | - | 30.00 | 70.00 | 21.00 |
| M160SS | 100.0 | 125.0 | 160.0 | - | - | - | - | 36.00 | 85.00 | 25.00 |

| 东华链号 Donghua Chain No. | 内节内宽 Width between inner plates | | 销轴直径 Pin diameter | | 销轴长度 Pin length | | 链板高度 Plate depth | | 链板厚度 Plate thickness | | 抗拉强度 Tensile strength | |
|------------------------------|--|-----------------|-------------------------|----------------|-----------------------|------------------|------------------------|--|----------------------------|--|-----------------------------|--|
| | b1 min mm | b2 max mm | d2 max mm | L max mm | h2 max mm | t/T max mm | Q min kN/lbf | | | | | |
| M20SS | 16.00 | 18.00 | 6.00 | 35.00 | 18.00 | 2.50 | 20.0/4545 | | | | | |
| M28SS | 18.00 | 20.00 | 7.00 | 40.00 | 20.00 | 3.00 | 28.0/6364 | | | | | |
| M40SS | 20.00 | 25.00 | 8.50 | 45.00 | 25.00 | 3.50 | 40.0/9091 | | | | | |
| M56SS | 24.00 | 30.00 | 10.00 | 52.00 | 30.00 | 4.00 | 56.0/12727 | | | | | |
| M80SS | 28.00 | 35.00 | 12.00 | 62.00 | 35.00 | 5.00 | 80.0/18182 | | | | | |
| M112SS | 32.00 | 40.00 | 15.00 | 73.00 | 40.00 | 6.00 | 112.0/25454 | | | | | |
| M160SS | 37.00 | 50.00 | 18.00 | 85.00 | 50.00 | 7.00 | 160.0/36364 | | | | | |

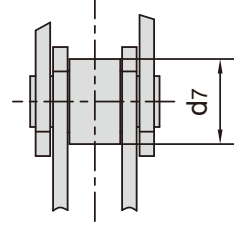
不锈钢空心销轴输送链 (MC系列) Stainless steel hollow pin conveyor chains (MC series)



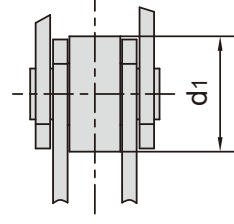
无滚子
without rollers



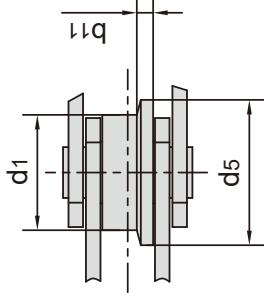
带S型小滚子
with S small rollers type



带P型大滚子
with P large rollers type



带F型带肩滚子
with F flanged rollers type

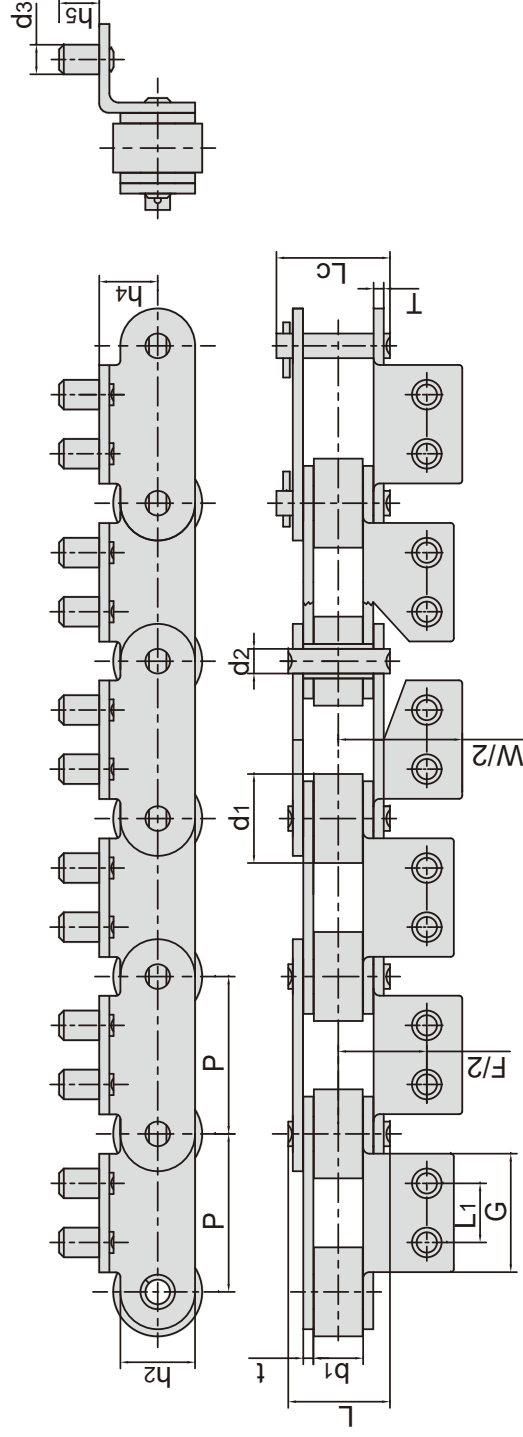


| 东华链号 Donghua Chain No. | 节距 Pitch | | 滚子尺寸 Roller dimension | | | 套筒直径 Bush diameter | 链板高度 Plate depth | | | | | |
|------------------------------|-------------|-------|-----------------------------|-----------------|-----------------|--------------------------|------------------------|-----------------|-------|------|------|------|
| | P | mm | d1 max mm | d7 max mm | d5 max mm | b11 mm | d4 max mm | h2 max mm | | | | |
| MC28SS | 63.0 | 80.0 | 100.0 | 125.0 | 160.0 | 160.0 | 36.0 | 25.0 | 45.0 | 4.5 | 17.5 | 2.5 |
| MC56SS | 80.0 | 100.0 | 125.0 | 160.0 | 200.0 | 200.0 | 50.0 | 30.0 | 60.0 | 5.0 | 21.0 | 35.0 |
| MC112SS | 100.0 | 125.0 | 160.0 | 200.0 | - | - | 70.0 | 42.0 | 85.0 | 7.0 | 29.0 | 50.0 |
| MC224SS | 160.0 | 200.0 | - | - | - | - | 100.0 | 60.0 | 120.0 | 10.0 | 41.0 | 70.0 |

| 东华链号 Donghua Chain No. | 内节内宽 Width between inner plates | | 销轴直径 Pin diameter | | 销轴长度 Pin length | | 链板厚度 Plate thickness | 抗拉强度 Tensile strength |
|------------------------------|--|-----------------|-------------------------|-----------------|-----------------------|-----------------|----------------------------|-----------------------------|
| | b1 min mm | d2 max mm | d2 max mm | d3 min mm | L max mm | Lc max mm | t/T max mm | Q min kN/lbf |
| MC28SS | 20.0 | 13.0 | 13.0 | 8.2 | 36.0 | 38.5 | 3.5 | 28.0/6364 |
| MC56SS | 24.0 | 15.5 | 15.5 | 10.2 | 45.0 | 47.5 | 4.0 | 56.0/12727 |
| MC112SS | 32.0 | 22.0 | 22.0 | 14.3 | 62.5 | 64.3 | 6.0 | 112.0/25454 |
| MC224SS | 43.0 | 31.0 | 31.0 | 20.3 | 83.0 | 85.5 | 8.0 | 224.0/50909 |

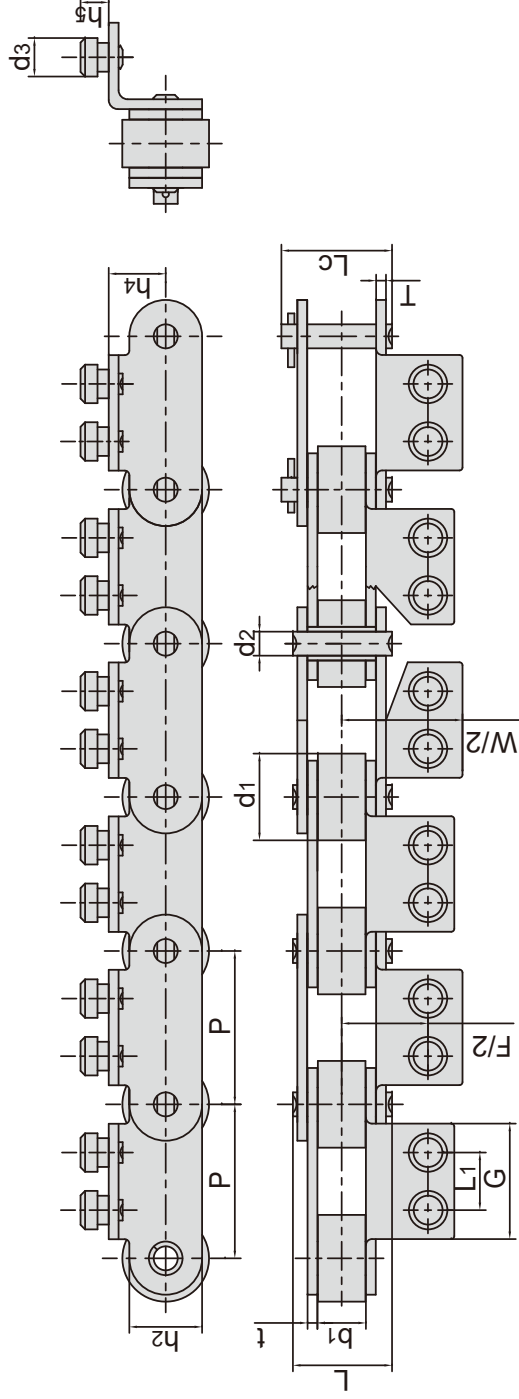
冷饮加工输送带

Conveyor chains for cold drink production



| 东华链号 Donghua Chain No. | 节距 Pitch P mm | 滚子直径 Roller diameter d1 max mm | 内节内宽 Width between inner plates b1 min mm | 销轴直径 Pin diameter d2 max mm | | 销轴长度 Pin length L max mm | | 内链板高度 Inner plate depth h2 max mm | 链板厚度 Plate thickness t/T max mm | 抗拉强度 Tensile strength Q min kN/lbf | 每米长重 Weight per meter q kg/m |
|------------------------------|------------------------|---|---|--|-------|---|-------|---|--|---|---|
| | | | | F | W | Lc max mm | 36.5 | | | | |
| C2082SSA2F3 | 50.80 | 28.58 | 15.75 | 7.92 | 32.70 | 36.5 | 22.60 | 3.25 | 39/8767 | 2.8 | |

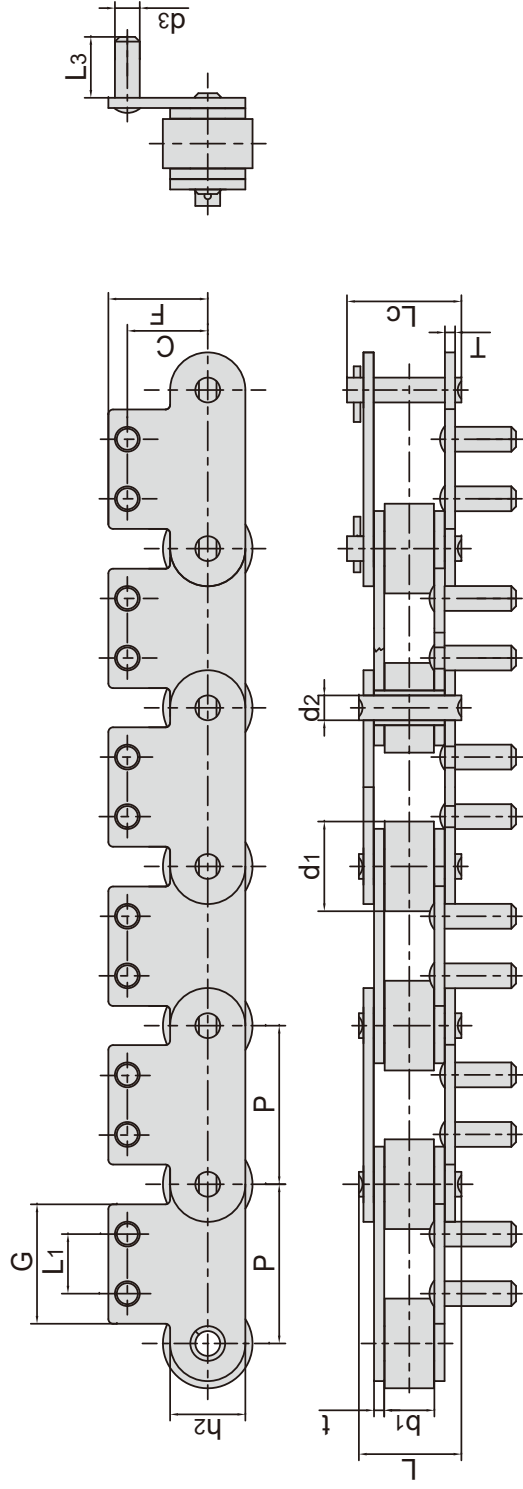
| 东华链号 Donghua Chain No. | G mm | L1 mm | F mm | W mm | h4 mm | h5 mm | d3 mm |
|------------------------------|---------|----------|---------|---------|----------|----------|----------|
| C2082SSA2F3 | 38.10 | 19.05 | 57.16 | 78.00 | 18.50 | 12.70 | 9.53 |



| 东华链号 Donghua Chain No. | 节距 Pitch P mm | 滚子直径 Roller diameter d1 max mm | 内节内宽 Width between inner plates b1 min mm | 销轴直径 Pin diameter d2 max mm | | 销轴长度 Pin length L max mm | | 内链板高度 Inner plate depth h2 max mm | 链板厚度 Plate thickness t/T max mm | 抗拉强度 Tensile strength Q min kN/lbf | 每米长重 Weight per meter q kg/m |
|------------------------------|------------------------|---|---|--|-------|---|-------|---|--|---|---|
| | | | | F | W | Lc max mm | 36.5 | | | | |
| C2082SSA2F4 | 50.80 | 28.58 | 15.75 | 7.92 | 32.70 | 36.5 | 22.60 | 3.25 | 39/8767 | 2.8 | |

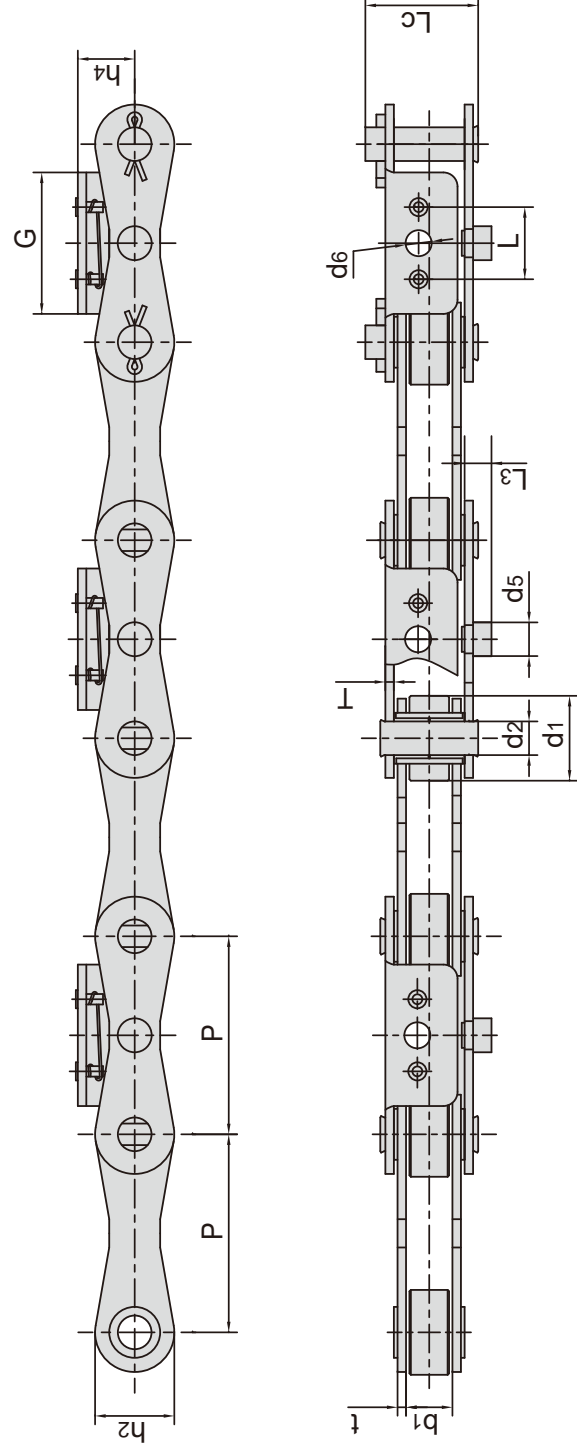
| 东华链号 Donghua Chain No. | G mm | L1 mm | F mm | W mm | h4 mm | h5 mm | d3 mm |
|------------------------------|---------|----------|---------|---------|----------|----------|----------|
| C2082SSA2F4 | 38.10 | 19.05 | 57.16 | 78.00 | 18.70 | 8.50 | 12.70 |

冷饮加工输送带 Conveyor chains for cold drink production



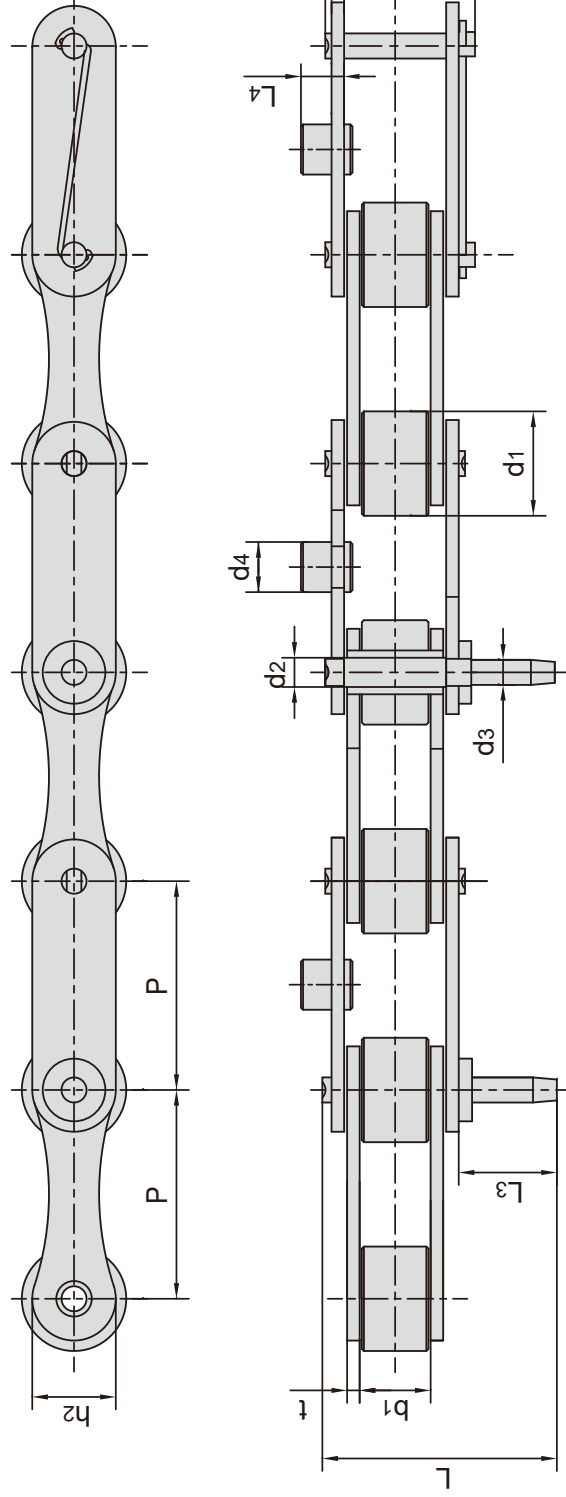
| 东华链号 Donghua Chain No. | 节距 Pitch P mm | 滚子直径 Roller diameter d1 max mm | 内节内宽 Width between inner plates b1 min mm | 销轴直径 Pin diameter d2 max mm | 销轴长度 Pin length | | 内链板高度 Inner plate depth h2 max mm | 链板厚度 Plate thickness t/T max mm | 抗拉强度 Tensile strength Q min kN/lbf | 每米重量 Weight per meter q kg/m |
|------------------------------|------------------------|---|---|--|-----------------------|-----------------|---|--|---|---|
| | | | | | L max mm | Lc max mm | | | | |
| C2082SSSA2F1 | 50.80 | 28.58 | 15.75 | 7.92 | 32.70 | 36.5 | 22.60 | 3.25 | 39/8767 | 2.66 |

| 东华链号 Donghua Chain No. | P mm | G mm | L1 mm | C mm | F mm | L3 mm | d3 mm |
|------------------------------|---------|---------|----------|---------|---------|----------|----------|
| | | | | | | | |

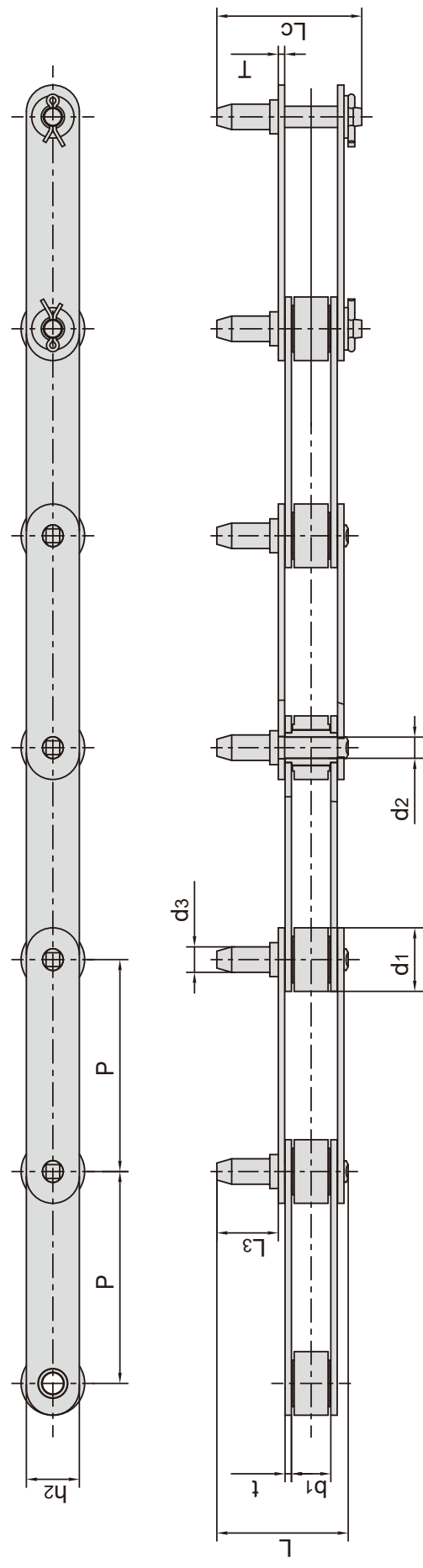


| 东华链号 Donghua Chain No. | 节距 Pitch P mm | 滚子直径 Roller diameter d1 max mm | 内节内宽 Width between inner plates b1 min mm | 销轴直径 Pin diameter d2 max mm | 销轴长度 Pin length Lc max mm | 链板尺寸 Plate dimension | | 附件尺寸 Attachment dimension | | | | 抗拉强度 Tensile strength Q min kN/lbf | | |
|------------------------------|------------------------|---|---|--|--|----------------------------|------------------|---------------------------------|----------|----------|---------|---|---------|-----------|
| | | | | | | h2 max mm | t/T max mm | h4 mm | d5 mm | d6 mm | G mm | | L mm | L3 mm |
| P70F2SS | 70.00 | 30.00 | 15.75 | 11.98 | 39.9 | 28.0 | 3.1 | 20.0 | 12.0 | 9.2 | 50.0 | 25.5 | 7.0 | 22.5/5058 |

冷饮加工输送链 Conveyor chains for cold drink production

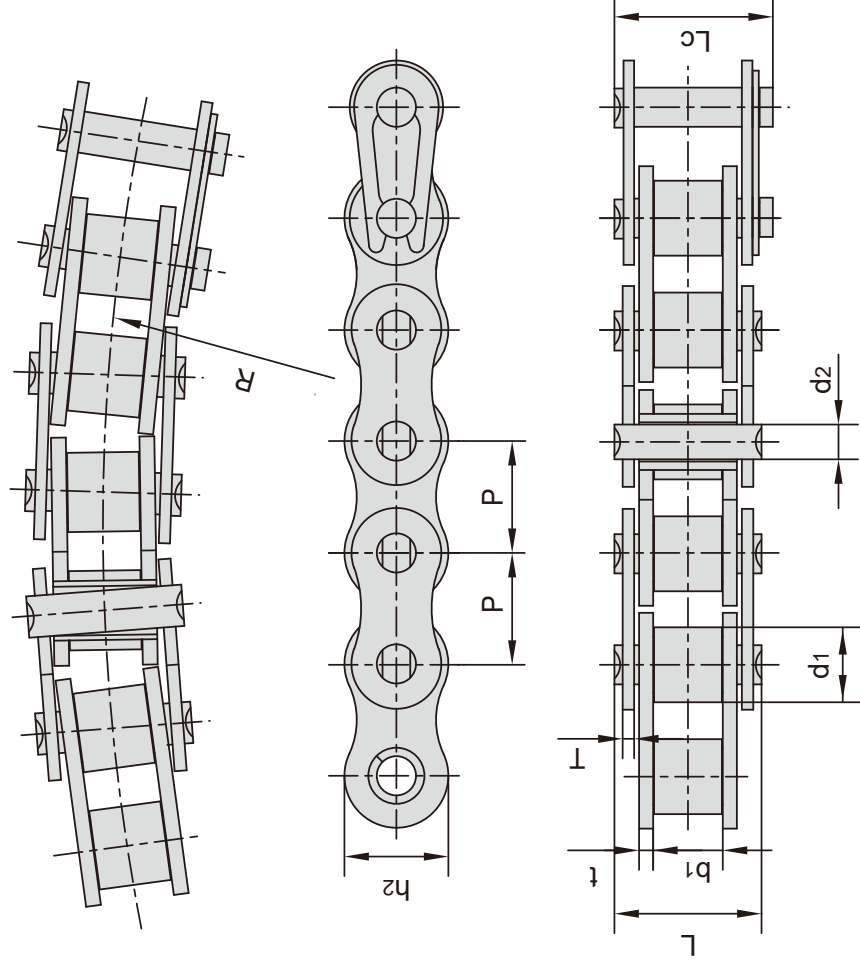


| 东华链号 Donghua Chain No. | 节距 Pitch P mm | 滚子直径 Roller diameter d1 max mm | 内节内宽 Width between inner plates b1 min mm | 销轴直径 Pin diameter d2 max mm | 销轴长度 Pin length | | | 链板尺寸 Plate dimension | | 附件尺寸 Attachment dimension | | 抗拉强度 Tensile strength Q min kN/lbf | |
|------------------------------|------------------------|---|---|--|-----------------------|-----------------|----------|----------------------------|------------------|---------------------------------|----------|---|-----------------|
| | | | | | L max mm | Lc max mm | L3 mm | h2 max mm | t/T max mm | d3 mm | d4 mm | | L4 max mm |
| P50F10SS | 50.00 | 25.00 | 18.00 | 7.00 | 56.2 | 35.7 | 25.5 | 20.0 | 3.0 | 6.00 | 12.0 | 10.0 | 25.0/5620 |



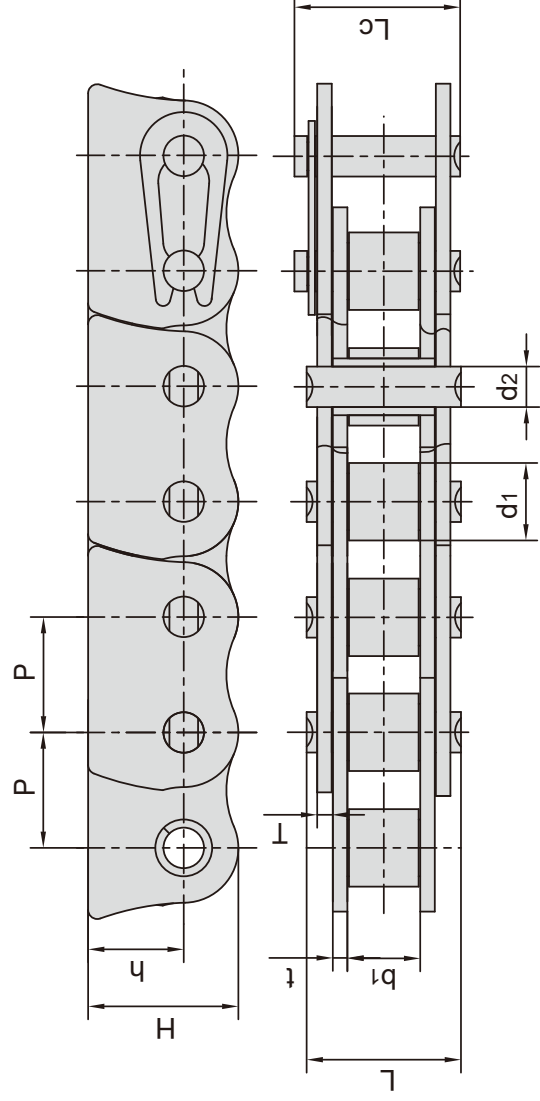
| 东华链号 Donghua Chain No. | 节距 Pitch P mm | 滚子直径 Roller diameter d1 max mm | 内节内宽 Width between inner plates b1 min mm | 销轴直径 Pin diameter d2 max mm | 销轴长度 Pin length L max mm | 销轴长度 Pin length Lc max mm | 销轴长度 Pin length L3 mm | 内链板高度 Inner plate depth h2 max mm | 链板厚度 Plate thickness t/T max mm | 抗拉强度 Tensile strength Q min kN/lbf | 每米重量 Weight per meter q kg/m |
|------------------------------|------------------------|---|---|--|---|--|-----------------------------------|---|--|---|---|
| | | | | | | | | | | | |

不锈钢侧弯链 Stainless steel side bow roller chains



| 节距 Pitch | 滚子直径 Roller diameter | 内节内宽 Width between inner plates | 销轴直径 Pin diameter | | 销轴长度 Pin length | | 内链板高度 Inner plate depth | 链板厚度 Plate thickness | 侧弯半径 Side bow radius | 抗拉强度 Tensile strength | 每米重量 Weight per meter |
|-------------|-------------------------|------------------------------------|----------------------|-----------|--------------------|-----------|----------------------------|-------------------------|-------------------------|--------------------------|--------------------------|
| | | | d1 max | b1 min | d2 max | L max | | | | | |
| P | d1 max | b1 min | d2 max | L max | Lc max | h2 max | t/T max | R | Q min | q kg/m | |
| 12.700 | 7.95 | 7.85 | 3.96 | 16.9 | 18.1 | 11.7 | 1.50 | 350 | 7/1574 | 0.63 | |
| 12.700 | 7.95 | 7.85 | 3.45 | 18.5 | - | 11.7 | 1.50 | 305 | 7/1574 | 0.65 | |
| 15.875 | 10.16 | 9.40 | 4.37 | 20.7 | 22.7 | 15.1 | 2.03 | 400 | 12.4/2788 | 1.10 | |
| 25.400 | 15.88 | 17.22 | 7.90 | 36.5 | 39.7 | 21.0 | 3.70/3.00 | 500 | 12.5/2810 | 2.53 | |

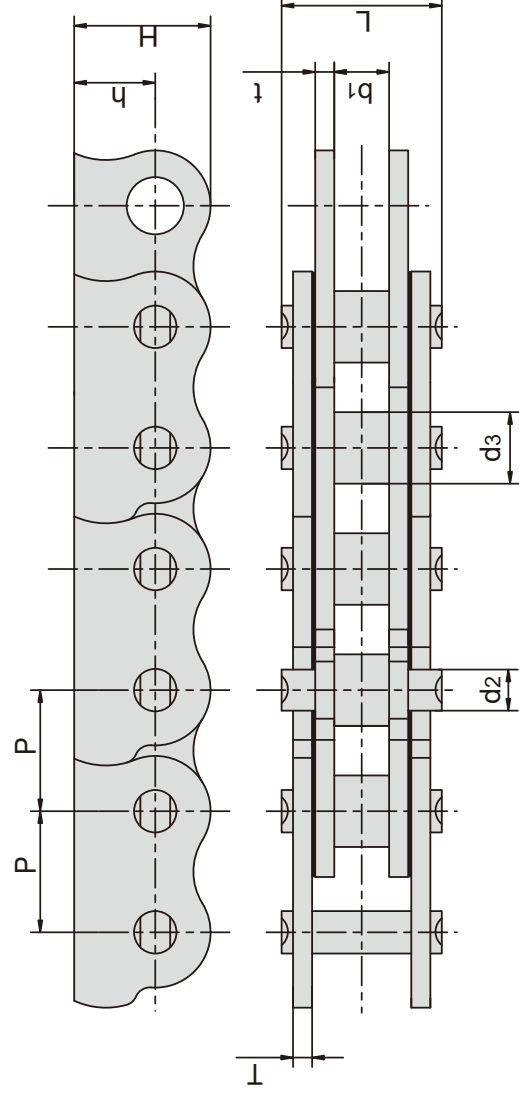
不锈钢推窗防弯链 Stainless steel Anti-sidebow chains for pushing window



| 东华链号 Donghua Chain No. | 节距 Pitch | 滚子直径 Roller diameter d1 max mm | 内节内宽 Width between inner plates b1 min mm | 销轴直径 Pin diameter d2 max mm | 销轴长度 Pin length L max mm | 链板尺寸 Plate dimension | | | 抗拉强度 Tensile strength Q min kN/lbf | 每米重量 Weight per meter q kg/m |
|------------------------------|-------------|---|---|--|---|----------------------------|---------|------------------|---|---|
| | | | | | | H max mm | h mm | t/T max mm | | |
| 06BF33SS | 9.525 | 6.35 | 5.72 | 3.28 | 13.15 | 12.38 | 7.88 | 1.30 | 6.2/1394 | 0.63 |
| 06BF40SS | 9.525 | 6.35 | 5.72 | 3.28 | 13.15 | 12.38 | 7.88 | 1.30 | 6.2/1394 | 0.63 |
| *06CF49SS | 9.525 | 5.08 | 4.77 | 3.58 | 14.80 | 13.20 | 8.80 | 2.03 | 8.0/1799 | 0.89 |
| *06CF51SS | 9.525 | 5.08 | 4.77 | 3.58 | 12.80 | 13.20 | 8.80 | 2.03/1.00 | 7.0/1574 | 0.69 |
| 08BSSF20 | 12.700 | 8.51 | 7.75 | 4.45 | 16.70 | 16.50 | 10.50 | 1.60 | 12.0/2698 | 1.06 |
| 08BF66SS | 12.700 | 8.51 | 7.75 | 4.45 | 18.80 | 14.30 | 8.50 | 2.03 | 12.0/2698 | 1.07 |
| 08BSSF74 | 12.700 | 8.51 | 7.75 | 4.45 | 18.80 | 15.50 | 9.70 | 2.03/1.85 | 13.0/2922 | 1.19 |

*套筒链: 表中滚子直径d1为套筒直径

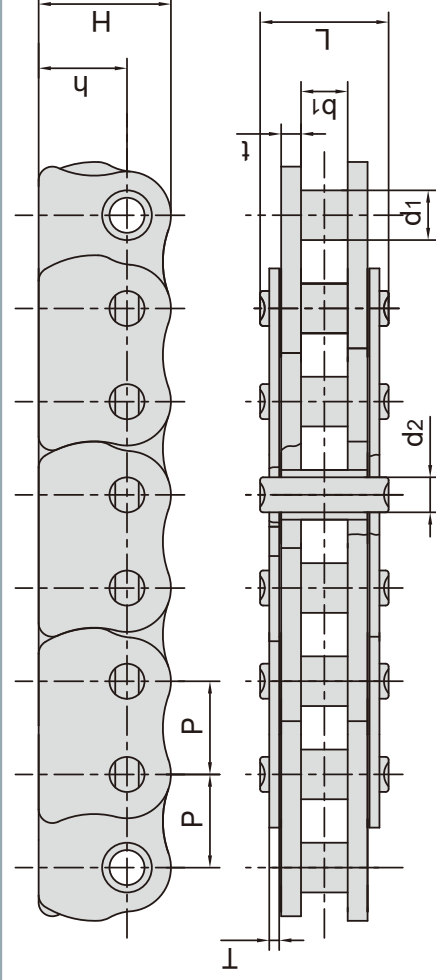
*Bush chain: d1 in the table indicates the external diameter of the bush.



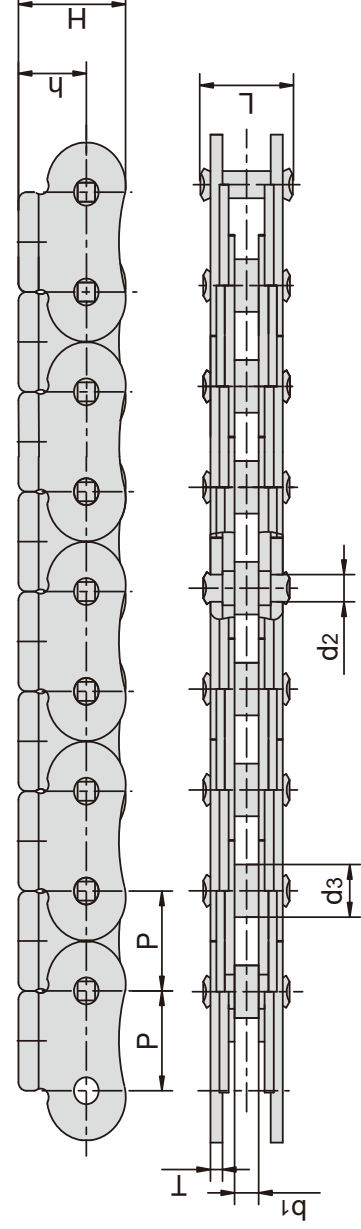
| 东华链号 Donghua Chain No. | 节距 Pitch | 内节内宽 Width between inner plates b1 min mm | 销轴直径 Pin diameter | | 销轴长度 Pin length L max mm | 链板尺寸 Plate dimension | | | 抗拉强度 Tensile strength Q min kN |
|------------------------------|-------------|---|-------------------------|-----------------|---|----------------------------|---------|------------------|---|
| | | | d2 max mm | d4 max mm | | H max mm | h mm | t/T max mm | |
| 06CF31SS | 9.525 | 4.50 | 3.58 | 5.08 | 11.50 | 12.40 | 7.90 | 1.30 | 5.2/1169 |
| P12.7F3SS | 12.700 | 5.50 | 4.45 | 7.50 | 15.60 | 14.30 | 8.90 | 2.03 | 12.0/2698 |

不锈钢推窗防弯链

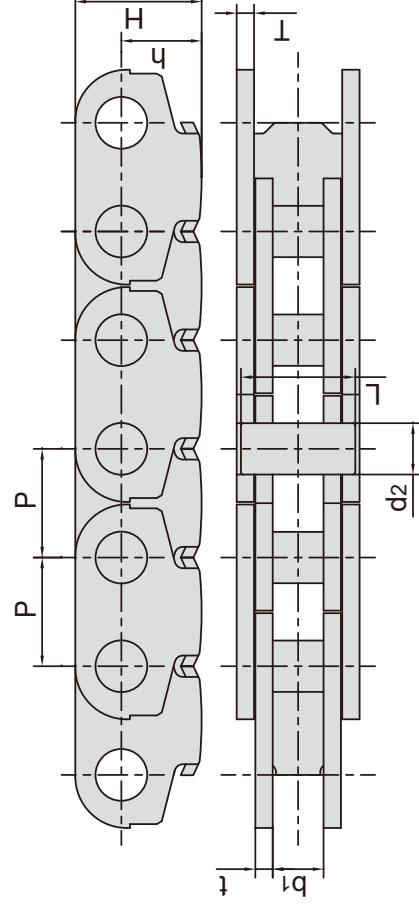
Stainless steel Anti-sidebow chains for pushing window



| 东华链号 Donghua Chain No. | 节距 Pitch | 套筒直径 Bush diameter d1 max mm | 内节内宽 Width between inner plates b1 min mm | 销轴直径 Pin diameter d2 max mm | 销轴长度 Pin length L max mm | 链板尺寸 Plate dimension | | 抗拉强度 Tensile strength Q min kN | |
|------------------------------|-------------|---|---|--|---|----------------------------|---------|---|----------|
| | | | | | | H max mm | h mm | | |
| 06CF51SS | 9.525 | 5.08 | 4.77 | 3.58 | 12.80 | 13.20 | 8.80 | 1.00/2.03 | 7.0/1574 |



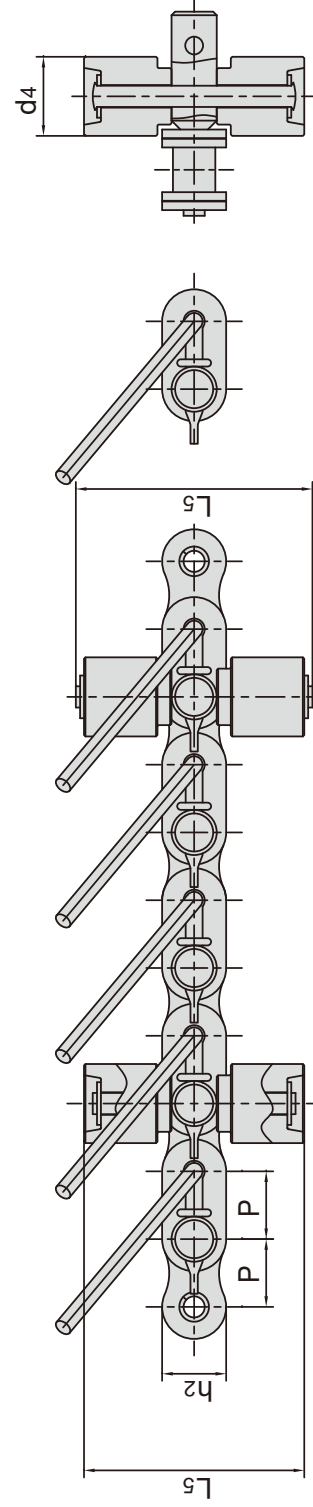
| 东华链号 Donghua Chain No. | 节距 Pitch | 内节内宽 Width between inner plates b1 min mm | 销轴直径 Pin diameter d2 max mm | 销轴长度 Pin length L max mm | 链板尺寸 Plate dimension | | 抗拉强度 Tensile strength Q min kN | |
|------------------------------|-------------|---|--|---|----------------------------|---------|---|----------|
| | | | | | H max mm | h mm | | |
| P11.5SS | 11.500 | 3.00 | 3.00 | 108.0 | 13.50 | 8.50 | 1.50 | 5.5/1236 |



| 东华链号 Donghua Chain No. | 节距 Pitch | 内节内宽 Width between inner plates b1 min mm | 销轴直径 Pin diameter d2 max mm | 销轴长度 Pin length L max mm | 链板尺寸 Plate dimension | | 抗拉强度 Tensile strength Q min kN | 每米重量 Weight per metre q kN/m | |
|------------------------------|-------------|---|--|---|----------------------------|---------|---|---|------|
| | | | | | H max mm | h mm | | | |
| P12.7F14SBSS | 12.70 | 5.94 | 6.00 | 13.40 | 14.76 | 9.38 | 2.03 | 10.0/2248 | 0.89 |

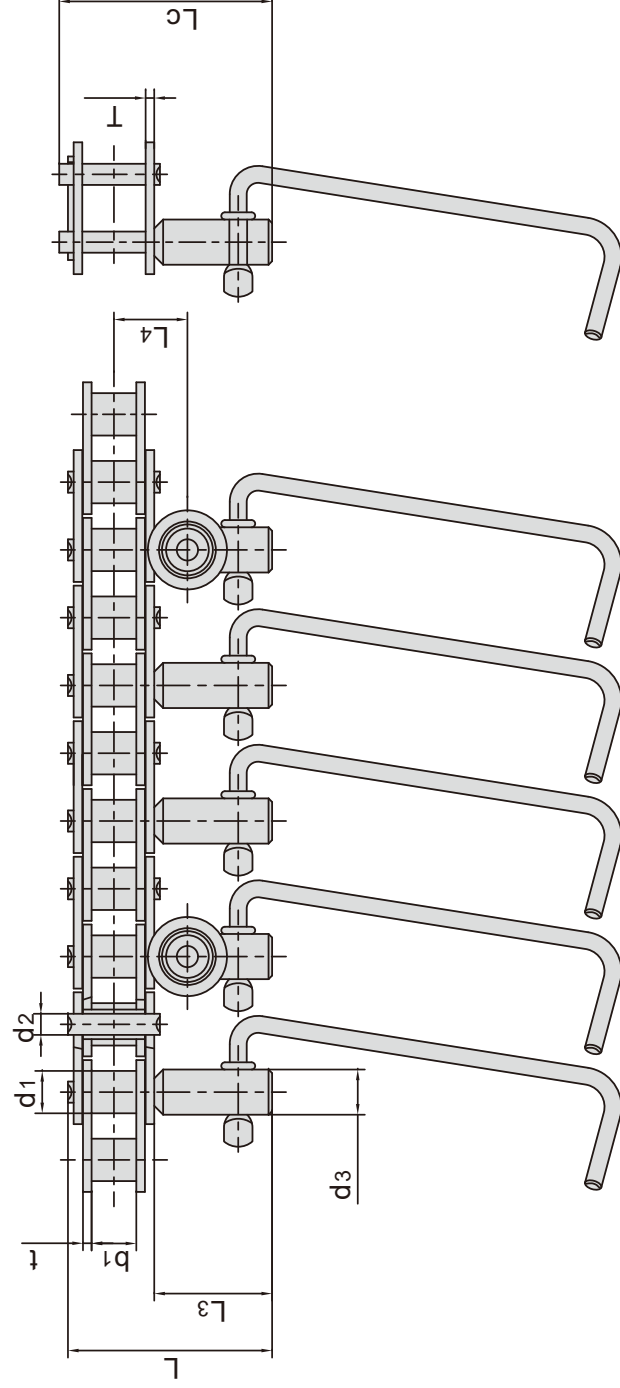
香肠生产线输送带

Conveyor chains for sausage production



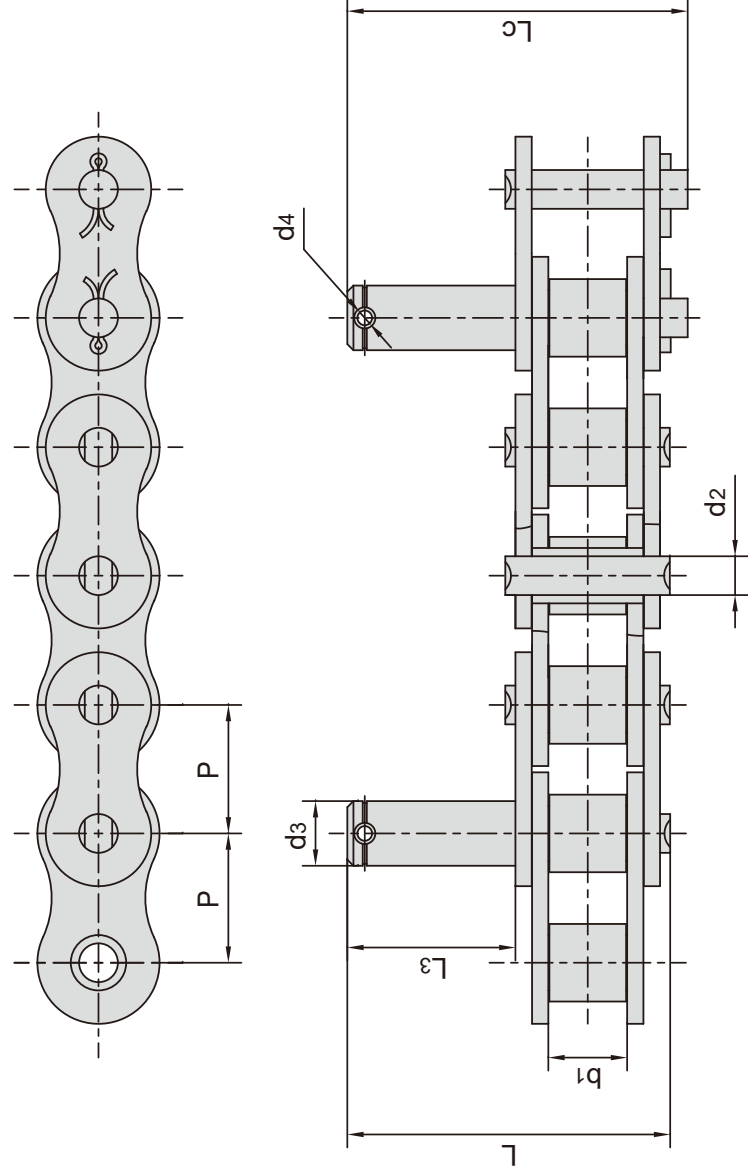
A型
A Type

B型
B Type

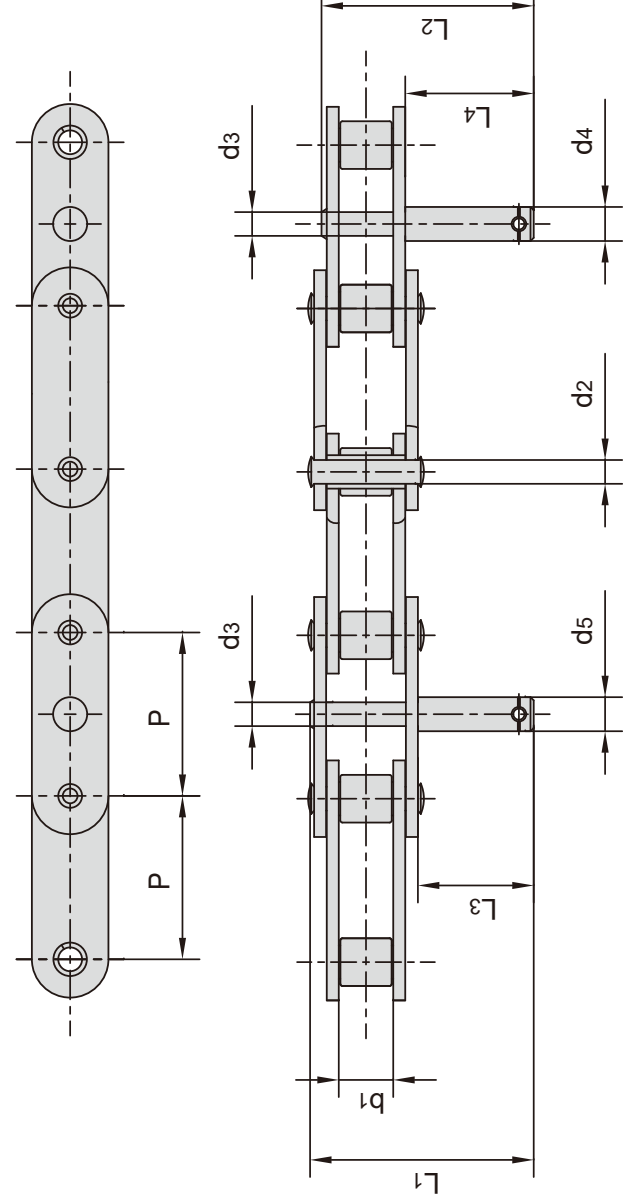


| 节距 Pitch | 滚子直径 Roller diameter | 内节内宽 Width between inner plates | 销轴直径 Pin diameter | 销轴长度 Pin length | | 链板尺寸 Plate dimension | | | 附件尺寸 Attachment dimension | | | | | 抗拉强度 Tensile strength | 类型 Type |
|-------------|-------------------------|------------------------------------|----------------------|--------------------|-----------|-------------------------|------------|------|------------------------------|------|-------|------|-----------|--------------------------|------------|
| | | | | L max | Lc max | h2 max | t/T max | d3 | d4 | L3 | L4 | L5 | Q min | | |
| P | d1 max | b1 min | d2 max | L max | Lc max | h2 max | t/T max | d3 | d4 | L3 | L4 | L5 | Q min | | |
| 19.05 | 11.91 | 12.57 | 5.94 | 57.5 | 59.9 | 18.0 | 2.42 | 12.7 | 22.23 | 33.2 | 20.65 | 63.5 | 18.8/4226 | A | |
| 19.05 | 11.91 | 12.57 | 5.94 | 57.5 | 59.9 | 18.0 | 2.42 | 12.7 | 22.23 | 33.2 | 20.65 | 68.6 | 18.8/4226 | B | |

香肠生产线输送带 Conveyor chains for sausage production



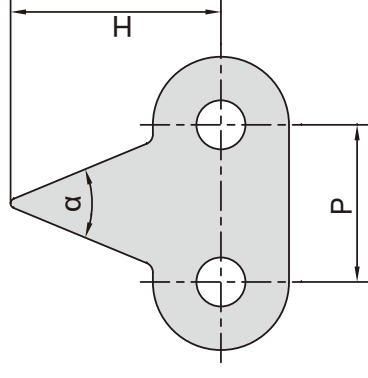
| 东华链号 Donghua Chain No. | P | b1 | d2 | d3 | L3 | L | Lc | d4 |
|------------------------------|-------|-------|------|-------|-------|-------|-------|------|
| | mm | mm | mm | mm | mm | mm | mm | mm |
| 20ASS316-D1F9 | 31.75 | 27.46 | 9.53 | 15.87 | 41.30 | 79.40 | 83.60 | 3.60 |



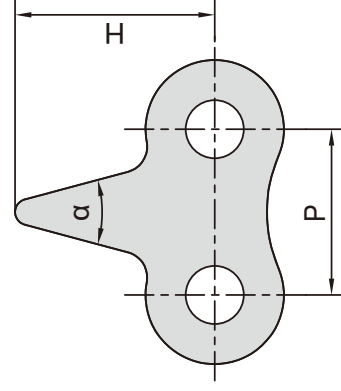
| 东华链号 Donghua Chain No. | P | b1 | d2 | d3 | d4 | d5 | L1 | L2 | L3 | L4 |
|------------------------------|-------|-------|-------|-------|-------|-------|--------|--------|-------|-------|
| | mm | mm | mm | mm | mm | mm | mm | mm | mm | mm |
| C2120HSSF14GK | 76.20 | 25.22 | 11.10 | 11.10 | 15.88 | 15.88 | 106.30 | 100.40 | 54.00 | 60.00 |

不锈钢尖齿链 Stainless steel sharp top chains

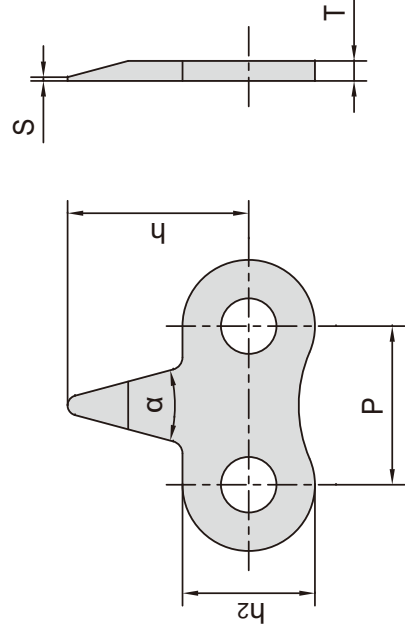
| | | | |
|------------------------------|---------|---------|----------|
| 东华链号 Donghua Chain No. | P mm | H mm | α |
| 08AF9SS | 12.70 | 17.00 | 45° |



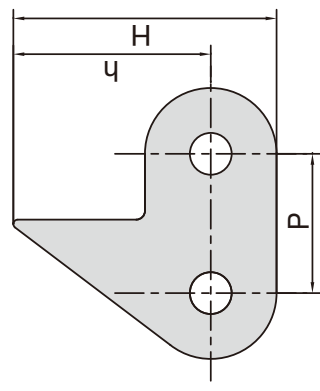
| | | | |
|------------------------------|---------|----------------|---------|
| 东华链号 Donghua Chain No. | P mm | H max mm | h mm |
| 16AF44SS | 25.40 | 30.30 | 50.00 |



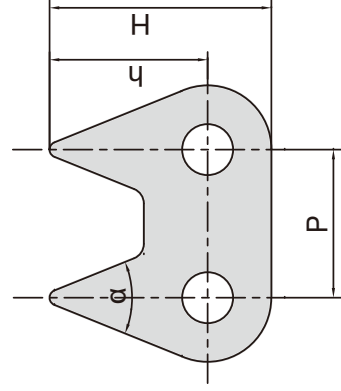
| | | | | | | |
|------------------------------|---------|-----------------------------|---------|---------|---------|----------|
| 东华链号 Donghua Chain No. | P mm | h ₂ max mm | h mm | T mm | s mm | α |
| 08BF30SS-1STA | 12.70 | 10.60 | 14.50 | 1.60 | 0.30 | 30° |



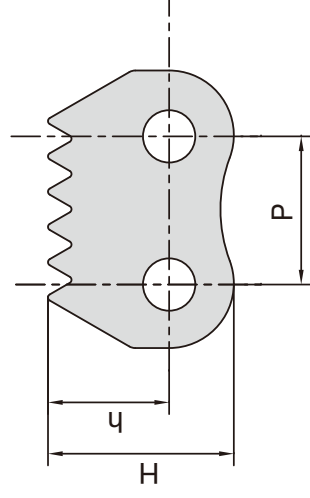
| | | | |
|------------------------------|---------|----------------|---------|
| 东华链号 Donghua Chain No. | P mm | H max mm | h mm |
| C20ASS-1STCF1 | 31.75 | 60.00 | 45.00 |



| | | | | |
|------------------------------|---------|----------------|---------|----------|
| 东华链号 Donghua Chain No. | P mm | H max mm | h mm | α |
| 06BSS-2STC | 9.525 | 14.30 | 10.20 | 44° |



| | | | |
|------------------------------|---------|----------------|---------|
| 东华链号 Donghua Chain No. | P mm | H max mm | h mm |
| 08BSS-941 | 12.70 | 15.80 | 10.30 |



链条功率选用

Selection of chain drive power

《滚子链传动选择指导》(GB/T 18150—2006 / ISO 10823:2004)标准已经公布。标准规定考虑链条实际传递功率时，应对主动链轮所传递的功率(即输入功率)进行修正。

实际传递功率(修正功率) = 输入功率 × 工况系数 × 齿数系数

工况系数见下表所列，齿数系数 =

$$(19/Zs)^{1.08} \quad (Zs—小链轮齿数)$$

The standard of "Guidelines for the Selection of Roller Chain Drives"(GB/T 18150-2006 / ISO 10823:2004) had been issued. If you try to calculate the actual transmission power of chain, you must consider revising the transmission power of driving sprocket (input power).

Actual power(Corrected power)=input power×service factor× teeth factor
Service factor is listed in the following table.

$$\text{Teeth factor} = (19/Zs)^{1.08} \quad (Zs—\text{tooth number of the small sprocket})$$

■ 工况系数表 Service factor table

| 从动机械特性 Driven Mechanism Characteristic | 主动机械特性 Driving Mechanism Characteristic | | |
|--|---|-----------------------|-----------------------|
| | 平稳运转 Smooth Running | 轻微振动 Slight Vibration | 中等振动 Medium Vibration |
| 平稳运转 Smooth Running | 1.0 | 1.1 | 1.3 |
| 中等振动 Medium Vibration | 1.4 | 1.5 | 1.7 |
| 严重振动 Severe Vibration | 1.8 | 1.9 | 2.1 |

世界各国历史悠久的链条工厂都制定有自己的链传动功率曲线和功率图。

GB/T 18150—2006 / ISO 10823:2004标准也建立了特定条件下的功率曲线图，选择链条传动功率或由传动功率选择链条，前提是已知小链轮齿数和转速，链条实际传递的功率在功率曲线图的额定功率范围内，所选择的链条才是合适的。

现以某型农机传动部分和旋耕部分的传递功率，验算链条选择是否合理。

■ 传动部分

小链轮转速 $n_s = 1351$ 转/分

小链轮齿数 $Z_s = 14$

经修正后的实际传递功率 =

$$10.944 \text{ 马力} = 8.16 \text{ 千瓦}$$

由B系列滚子链功率曲线得知，选择08B-2滚子链是合适的。

■ Chain drive part

Small sprocket speed $n_s=1351$ r/min

Tooth number of small sprocket $Z_s=14$

Actual power (Corrected power)=10.944hp=8.16kW

From B series horsepower rating graph, you will find selected 08B-2 chain is suitable.

■ 旋耕部分

小链轮转速 $n_s = 199$ 转/分

小链轮齿数 $Z_s = 13$

经修正后的实际传递功率 =

$$9.888 \text{ 马力} = 7.37 \text{ 千瓦}$$

由A系列滚子链功率曲线得知，选择12A-2滚子链是不合适的，选型偏小，正确选用应采用16A-1滚子链或60H-2重载型滚子链。

■ Rotary tillage chain part

Small sprocket speed $n_s=199$ r/min

Tooth number of small sprocket $Z_s=13$

Actual power (Corrected power)=9.888hp=7.37kW

From A series horsepower rating graph, you will find selected 12A-2 chain is unsuitable. You should choose 16A-1 or 60H-2 heavy duty roller chain instead of 12A-2.

功率曲线图 (A系列滚子链)


Power rating graph (A series roller chain)

■ **本功率曲线图的特定条件主要是：**

- △小链轮齿数为19;
- △链条长度为120个节距;
- △传动比从1:3到3:1;
- △链传动的预期使用寿命为15000小时。

■ **The main characteristics of this power graph are as follows:**

- For drive Zs=19
- Chain length: 120 pitches
- Transmission ratio: 1 : 3 to 3 : 1
- Service life of chain: 15000 hours



注：多排链的额定功率可由单排链的额定功率乘以排数系数得到。

Note: The rating power of multiple strand chain can be obtained by multiplying the strand factor by the rating power of single strand chain.

■ **排数系数表 Strand factor table**

| 排数 | 1 | 2 | 3 | 4 | 5 | 6 |
|------------------|-----|-----|-----|-----|-----|-----|
| Number of strand | 1.0 | 1.7 | 2.5 | 3.3 | 4.1 | 4.9 |
| 系数 Factor | | | | | | |

功率曲线图 (B系列滚子链)


Power rating graph (B series roller chain)

■ **本功率曲线图的特定条件主要是:**

- △小链轮齿数为19;
- △链条长度为120个节距;
- △传动比从1:3到3:1;
- △链传动的预期使用寿命为15000小时。

■ **The main characteristics of this power graph are as follows:**

- For drive Zs=19
- Chain length: 120 pitches
- Transmission ratio: 1 : 3 to 3 : 1
- Service life of chain: 15000 hours



注: 多排链的额定功率可由单排链的额定功率乘以排数系数得到。
Note: The rating power of multiple strand chain can be obtained by multiplying the strand factor by the rating power of single strand chain.

■ **排数系数表 Strand factor table**

| 排数 | 1 | 2 | 3 | 4 | 5 | 6 |
|------------------|-----|-----|-----|-----|-----|-----|
| Number of strand | 1 | 2 | 3 | 4 | 5 | 6 |
| 系数 | 1.0 | 1.7 | 2.5 | 3.3 | 4.1 | 4.9 |
| Factor | 1.0 | 1.7 | 2.5 | 3.3 | 4.1 | 4.9 |

润滑选择

Selection of lubrication

■ 链条传动的润滑取决于使用场合、温度、链条线速度等。

■ Lubrication of chain depends on the working environment, temperature, chain speed and so on.

1. 使用场合影响

开式传动如各类联合收割机、割晒机等链条应采用油脂润滑。

闭式传动如手扶拖拉机链条传动箱，应采用机油润滑。

1. Influence of working environment

For open drive such as combine chain, swather chain etc., grease lubrication is recommended.

For closed drive such as walking tractor chain transmission case etc., oil lubrication is recommended.

2. 温度影响

一般推荐在-5℃~+60℃范围内使用润滑。

冬季采用粘度小的机油，夏季采用粘度大的机油。

2. Influence of temperature

Application in the temperature range of -5℃ to +60℃ is recommended.

In winter, lower viscosity oil is recommended; But in summer, higher viscosity oil is recommended.

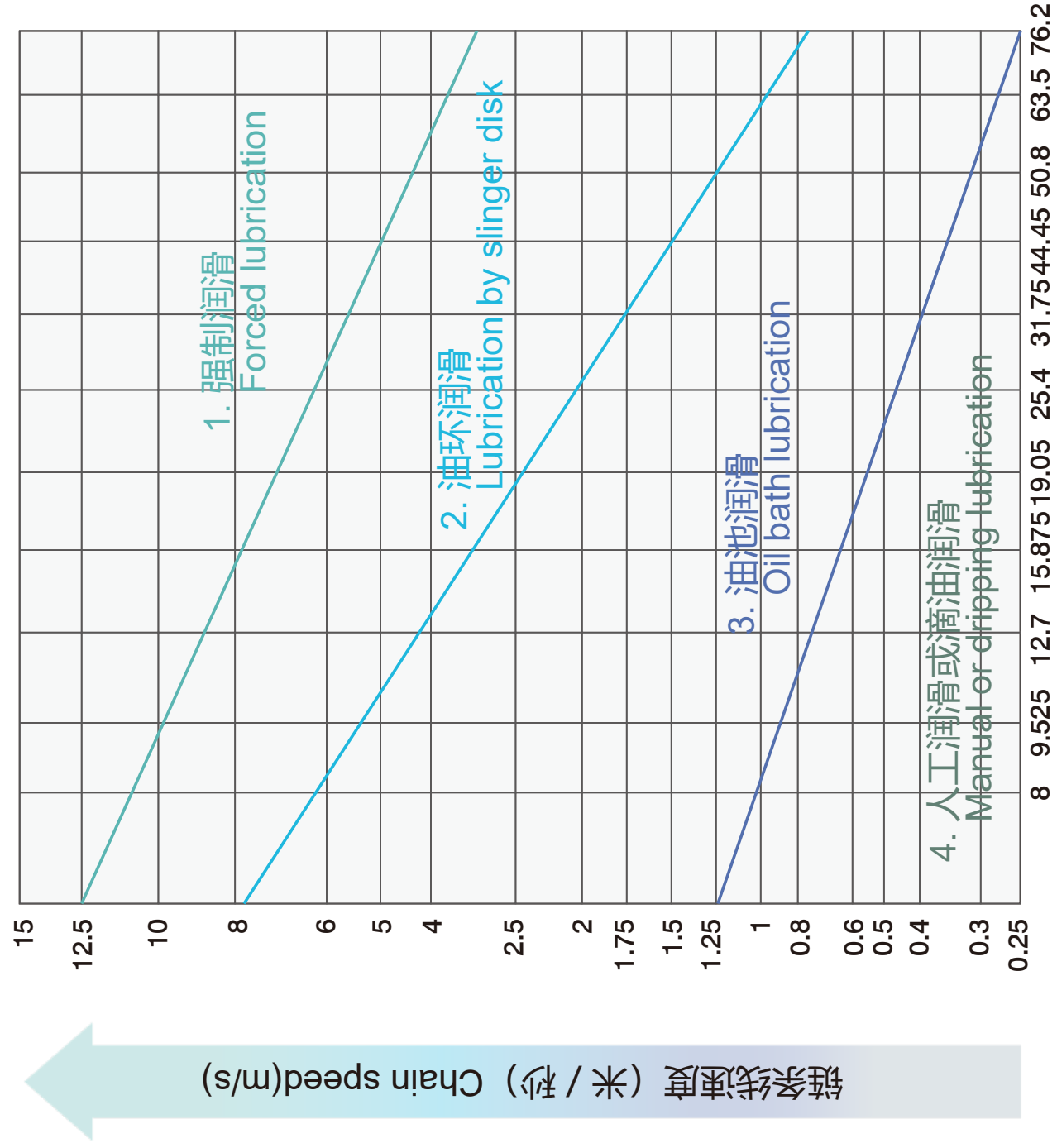
3. 线速度影响

润滑方式直接与链条线速度有关，可参照下图选择润滑方式。

3. Influence of chain speed

The lubrication method is related to chain speed.

Refer to the following chart for details, please.



润滑选择

Selection of lubrication

■ 链传动的润滑

运行在链轮上的链条由于销轴处较链的相对回转而产生磨损。因此有效的润滑就显得至关重要，其不仅可以有效降低磨损且能降低功率损耗和噪音。

■ Lubrication

Wear is mainly caused by bearing pressure, angle-sliding movements of the pins and rotation of the rollers etc.. Effective lubrication of the chain hinges is utmost important for reducing wear, power loss and noise etc. effectively.

曲线1:

干摩擦；链条由于干摩擦引起严重磨损而致使其短时间内迅速磨损失效

曲线2:

仅有初始润滑；链条因仅有初始润滑，故其磨损在润滑剂用完迅速增加

曲线3:

人工润滑；链条因人工润滑而频繁产生间歇性干摩擦，特别是在人工润滑不能符合润滑周期要求时

曲线4:

不恰当的润滑；链条被使用了不恰当的润滑，比如劣等、脏的、不合适的粘度或不足的润滑剂，而引起的链条不均匀摩擦

曲线5:

正确的润滑；可以看出其对链条使用寿命的至关重要性

Curve 1:

Without lubrication. Chain would be worn out and destroyed within a very short time.

Curve 2:

Optimum initial lubrication only. High wear would occur within a short time after the lubricant has been used up.

Curve 3:


Manual lubrication. Intermittent dry rub frequently occurs, especially when regular periodical relubrication is not well implemented.

Curve 4:

Incorrect lubrication. Uneven chain wear results from incorrect lubrication.

Curve 5:

Correct lubrication. The right lubrication is the utmost important to obtain a optimum service life.



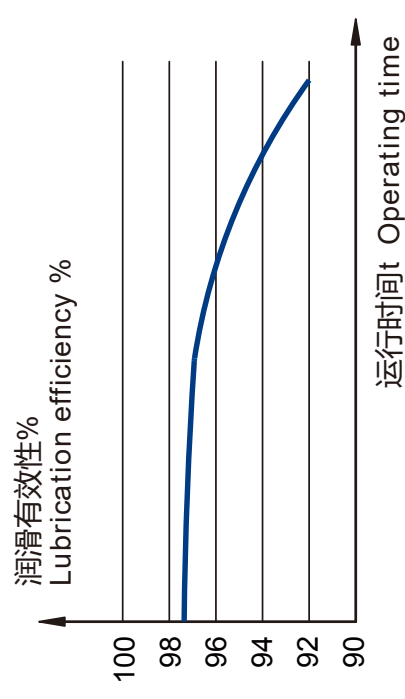
■ 润滑和有效性

当摩擦副表面变色时表明润滑已失效，在此之前应进行再次润滑。

具体的润滑失效间隔时间应依据特定的工况和运行条件进行试验测定。

■ Lubrication and efficiency

Relubrication shall be done before discoloration of the rub surface which indicates the lubrication failure of the former lubrication. The specific lubrication intervals shall be determined by tests based on specific conditions and running conditions.



右图显示了润滑有效性随运行时间的变化
lubrication decrease with operating time.

润滑选择 Selection of lubrication

■ 润滑剂


润滑剂的选择首先取决于润滑方式。

如右图所示，低粘度的矿物油特别适合链传动

■ Lubricant

First of all, the selection of an appropriate lubricant depends on the type of lubrication.

Just as the right diagram shows, low viscosity mineral oils are particularly suitable for chain drives.



■ 推荐的不同工作温度下的润滑剂应具备的粘度 Recommended viscosity

| 环境温度 Ambient temperature °C | 润滑剂粘度 Viscosity of lubricant |
|-----------------------------|------------------------------|
| -5°C ~ +25°C | N100 (ISO VG 100) |
| +25°C ~ +45°C | N150 (ISO VG 150) |
| +45°C ~ +60°C | N220 (ISO VG 220) |

若使用温度更高（如炉箱链）或使用环境很恶劣、泥浆飞溅等开式或重载低速链传动时，二硫化物（MoS₂, WS₂）或硒化物（MoSe₂, WSe₂）无论是用作添加剂还是直接喷润都能提高润滑性能。

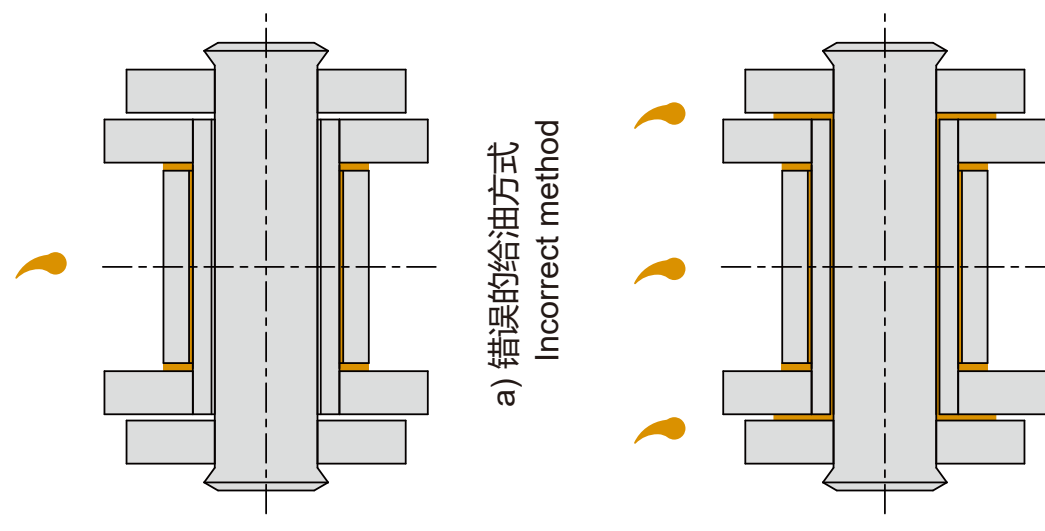
低粘度或滴点在70°C左右的润滑脂同样适用于人工润滑。在某些特殊的场合使用液化的润滑脂进行喷润。不稳定的物质挥发完后即可开始工作。

无论采用何种润滑剂和润滑方式，最重要的问题是使润滑剂能及时充分均匀的分布到构成摩擦副的链节铰链处的间隙中（销轴-套筒之间，套筒-滚子之间）。

For higher temperatures (e.g. furnace chains) or severe operating conditions, mud spattering open-type etc. or heavy-duty low speed chains, graphite or molybdenum disulfide (MoS₂) applied either as additive or spray will improve lubrication performance.

Low-viscosity or the grease products with a drop point of 70°C are also suitable for manual lubrication. Liquidized grease may be sprayed on the chains in special conditions and chains can start running immediately after the evaporation of the volatile carrier substance.

No matter which kind of lubricants and lubrication methods choosed, the most important issue is to ensure the lubricant flow into evenly (between pin and bush, between bush and roller).



b) 正确的给油方式
Correct method

润滑选择

Selection of lubrication

■ 润滑方式选择

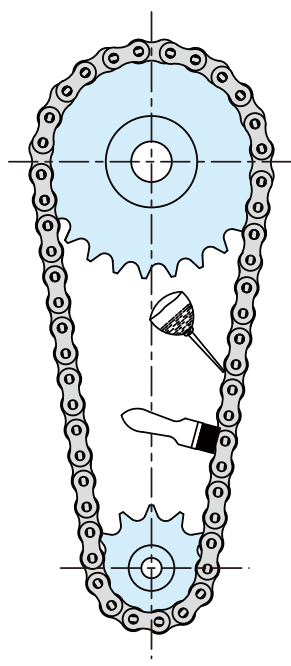
常见的润滑方式大约有5种：

1. 人工润滑

用刷子或油壶定期在链条松边内外链板间隙处加油。这种方式可靠性不高，因此仅适用于非经常工作的链条或低速二级传动中。至少应每天充分润滑一次（若条件允许，应每隔8小时注油一次），应尽可能避免产生润滑剂的变化现象。

1. Manual lubrication

This type of lubrication by means of oil can and brush, which adding lubricant into the gap between outer and inner link plate of chain loose side periodically is not very safe and therefore this type lubrication only suitable for those chains with occasional operation or for those secondary drives and low chain speeds. Sufficient lubrication should take place at least once a day (if possible once every 8 running hours). Lubricant colouration should be avoided as far as possible.

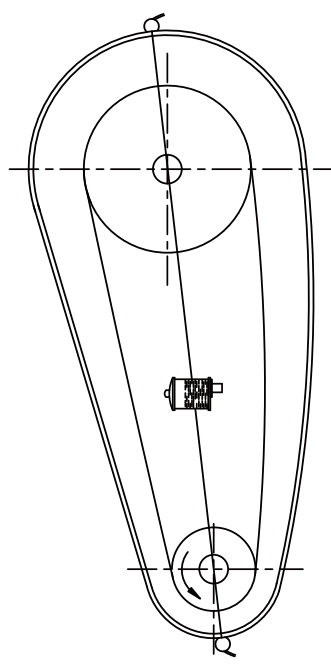


2. 滴油润滑

用油芯加油器，针阀式注油杯或滴油油杯加油，这种方式仅适用于低轴压比的传动，应尽可能避免产生润滑剂的变色现象。

2. Drip lubrication

Drip lubrication by means of wick oilers, needle oilers or drip oilers is only suitable for low bearing pressure drives. Lubricant colouration should be avoided as far as possible.

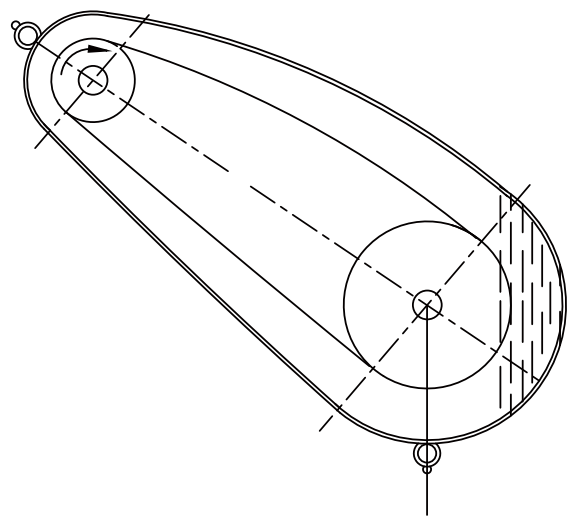


3. 油池润滑（亦称油浴润滑）

在一个大小合适的链箱中（使用过的已磨损伸长的链条不应能撞击到箱边）拥有足够的润滑油以使链板边至滚子或套筒处能浸入，但浸入不宜过浅或过深。浸入过浅则润滑不可靠；浸入过深则油易发热氧化变质且搅油损失大。

3. Oil bath lubrication (submerged lubrication)

There is just enough oil in a proper chain box for preventing the worn and elongated chain knocking against the casing wall to allow the chain plates to submerge into the bath up to the rollers or the bushings respectively. But immersion should not be too deep or too shallow. Too shallow immersion lubrication is not reliable. Too deep immersion may cause the oil to heat up and lead to untimely oxidation of the oil.



润滑选择

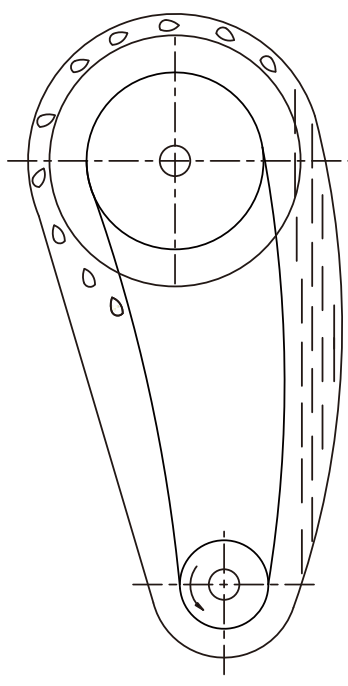
Selection of lubrication

4. 油环润滑（亦称飞溅润滑）

链条运行在油面上方。一个能浸入到油中约12.7mm~25.4mm的油盘利用离心力将油飞溅起来并利用箱体上的集油装置持续不断的导流到链条上。甩油盘的圆周速度应大于3m/s，一般不超过12.5m/s,最大不应超过40m/s。当链条宽度超过127mm时，应在链轮两侧都装甩油盘。

4. Oil-ring lubrication (splash lubrication)

With this type of lubrication, the chain operates above oil level. A disk submerged into the lower oil level, the depth is about 12.7mm-25.4mm, Peripheral velocity between min. 3m/s and max. 40m/s, normally not bigger than 12.5m/s, centrifuges oil against the casing walls from where it continuously runs down onto the chain via drip rails. The disk should be mounted on both sides of sprocket when the chain width above 127mm.

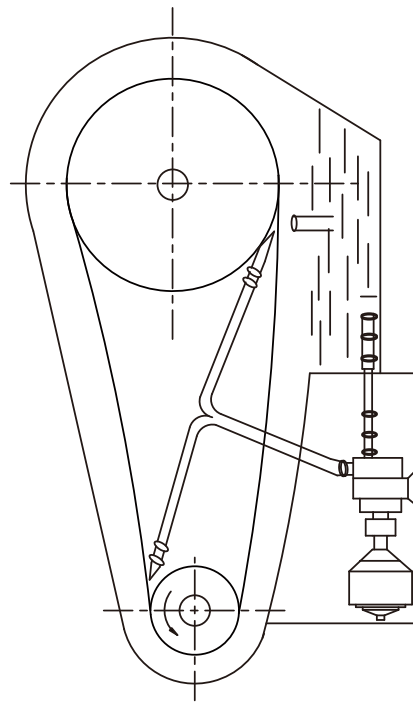


5. 强制润滑（亦称压力润滑）

此润滑方式适用于高速重载型传动。通过油泵和注油管强制供油润滑并起到循环冷却链条的效果。喷嘴应布置在链条与链轮的啮入处且数目应比链条排数多一个以使其对准每列链板的间隙处。

5. Force feed lubrication (pressure lubrication)

This type of lubrication is suitable for high-speed and heavy-duty type drives. Force feed lubrication is carried out to realize the circulating cooling of chains by means of oil pump and oil feeding pipe. The spray nozzles should be situated near the gearing places of chain and sprocket, and the nozzle number should be one more than the chain strands number to make them aim at the gap of each row link plate.



链传动维护保养

Maintenance for roller chain drive

■ 滚子链传动的维护保养

由于链传动应用的广泛性，阐明其常规的保养与维修方法是有实用意义的，保养与维修做的越好，链传动的故障就越少，实践证明，使用中如能遵守几条相当简单的保养与维护原则，就可以节约费用，延长使用寿命，充分发挥链传动的工作能力：


- 1.传动的各个链轮应当保持良好的共面性，链条通道应保持畅通；
- 2.链条松边垂度应保持适当。对可调中心距的水平和倾斜传动，链条垂度应保持为中心距的1%~2%左右，对垂直传动或受振动载荷、反向传动及动力制动时，应使链条垂度更小些。经常检查和调整链条松边垂度是链传动保养工作中的重要项目。
- 3.经常保持良好的润滑，这是保养工作中的重要项目。不管采用哪种润滑方式，最重要的能使润滑油膜很及时很均匀地分布到链条铰链的间隙中去。如非必要，尽量不要采用粘度较大的重油或润滑油，因为它们使用一段时间后易与尘土一起堵塞通往铰链摩擦表面的通路（间隙）。应定期将滚子链进行清洗去污，并经常检查润滑效果，必要时应拆开检查销轴和套筒，如摩擦表面呈棕色或暗褐色时，一般是供油不足，润滑不良。
- 4.链条链轮应保持良好的工作状态。
- 5.经常检查链轮轮齿工作面，如发现磨损过快，及时调整或更换链轮。

滚子链传动故障维修指导

| 故障症状 | 可能的原因 | 维修措施 |
|---------|--|--|
| 噪声过大 | <ol style="list-style-type: none"> 1. 链轮不对正 2. 松边垂度不合适 3. 润滑不良 4. 链箱或支承松动 5. 链条或链轮磨损严重 6. 链条选型不当，节距过大 7. 链轮齿数太少 | <ol style="list-style-type: none"> 1. 重新对正链轮 2. 适当调整链条松边垂度 3. 改善润滑条件 4. 紧固链箱或支承 5. 更换磨损的链条或链轮 6. 链条重新选型，采用小节距 7. 增加链轮齿数，如不能重新设计 |
| 链条跳齿 | <ol style="list-style-type: none"> 1. 链条太松，使垂度过大 2. 链条或链轮磨损严重 3. 严重超载 | <ol style="list-style-type: none"> 1. 适当张紧 2. 更换链条或链轮 3. 选用高强度链条，消除过载原因 |
| 链条脱不开链轮 | <ol style="list-style-type: none"> 1. 链轮不对正 2. 链轮磨损严重 | <ol style="list-style-type: none"> 1. 重新对正链轮 2. 更换链轮 |
| 链条死节 | <ol style="list-style-type: none"> 1. 链轮不对正 2. 链条铰链中有杂物 3. 润滑不良 4. 载荷过大 5. 链条锈蚀 6. 链板或附件干涉 | <ol style="list-style-type: none"> 1. 重新对正链轮 2. 清除铰链处杂物 3. 改善润滑条件 4. 减小载荷或改用强度适合的链条 5. 改用防锈蚀链条 6. 检查链条是否干涉 |

链传动维护保养

Maintenance for roller chain drive

| 故障症状 | 可能的原因 | 维修措施 |
|---|--|---|
| 漆子碎裂、 出现裂纹或变形 | <ol style="list-style-type: none"> 1. 链条节距过大或链轮齿数大小 2. 链轮齿沟有杂物 3. 链条在链轮齿上爬位过高 4. 链条受冲击过大 | <ol style="list-style-type: none"> 1. 选用小节距链条或增加链轮齿数 2. 清除齿沟杂物或更新链条 3. 更换链条, 适当张紧 4. 减小链条冲击 |
| 销轴旋转或 链板孔被拉长 | <ol style="list-style-type: none"> 1. 链条过载 | <ol style="list-style-type: none"> 1. 消除过载原因, 或更换大规格的链条 |
| 销轴断裂或链板沿 链板孔连线方向断裂 | <ol style="list-style-type: none"> 1. 严重超载 | <ol style="list-style-type: none"> 1. 消除过载原因或重新选用大规格或强度更高的链条; 如发现链轮有问题的征兆, 必须更换链轮 |
| 链板断裂  | <ol style="list-style-type: none"> 1. 载荷大于链条动态承载能力 | <ol style="list-style-type: none"> 1. 选用大节距链条, 或减小动态载荷 |
| 链板或链轮齿严重侧磨 | <ol style="list-style-type: none"> 1. 链轮不共面或链轮端面跳动严重 2. 链轮支承刚度差 3. 链条扭曲严重 | <ol style="list-style-type: none"> 1. 提高加工与安装精度 2. 提高支承件刚度 3. 更换合适链条 |
| 外链节外侧擦伤 | <ol style="list-style-type: none"> 1. 链条未张紧, 发生跳动, 从而与邻近物体碰撞 2. 链箱变形或内有杂物 | <ol style="list-style-type: none"> 1. 使链条适当张紧 2. 消除链箱变形, 清除杂物 |
| 销轴磨损或 销轴与套筒胶合 | <ol style="list-style-type: none"> 1. 润滑不良 2. 链条速度过高或载荷过大 | <ol style="list-style-type: none"> 1. 提供适当的润滑系统 2. 降低速度或载荷 |
| 链轮齿磨损严重 | <ol style="list-style-type: none"> 1. 润滑不良 2. 链轮材质较差, 齿面硬度不足 | <ol style="list-style-type: none"> 1. 改善润滑条件 2. 提高链轮材质和齿面硬度 |
| 卡簧、开口销等链条 止锁元件松动 | <ol style="list-style-type: none"> 1. 链条抖动剧烈 2. 有障碍物磕碰 3. 止锁元件安装不当 | <ol style="list-style-type: none"> 1. 适当张紧或考虑增设导板托板 2. 消除障碍物 3. 改善止锁元件安装质量 |

链传动维护保养

Maintenance for roller chain drive

■ Maintenance for Roller Chain Drive

It's very practical to illustrate the conventional maintenance of roller chain drive because of its wide application in industry. Better maintenance, less failure. In practice, only following some simple maintenance principals, we can easily save costs and make its service life longer, and then making the operation more efficient.


1. Each sprocket in the driving system should have good coplanarity and the chain path should always be smooth.
2. The sagging of chain loose side should be suitable and for the adjustable center distance level and angle drive, the sagging should be 1%~2% of the center distance. For conditions of vertical drive and under vibration load, reverse drive and dynamic brake, the sagging should be smaller. It's very important to check and adjust the loose side sagging frequently in the chain drive maintenance.
3. Good lubrication is also very important. Whichever lubrication method you choose, the most important thing is to make the lubricating grease distribute evenly in each chain joint clearance. If not necessary, avoid selecting big viscosity heavy oil or lubricating grease since it will jam the clearances gone to joints friction surface with dust after a period of time. Periodically clean the roller chain and check its lubrication condition frequently. Disassembly the pin and bush, if necessary. If the friction surface is brown or dust color, it may be caused by insufficient lubrication.
4. Chains and sprockets should be always in good condition.
5. Frequently check the working surface of sprocket teeth, adjust or replace it when it's excessively worn.

Troubleshooting Instructions

| Failure Symptom | Possible Causes | Actions |
|---|---|---|
| Very noisy | <ol style="list-style-type: none"> 1. Unalignment of sprockets 2. Unsuitable loose side sagging 3. Bad lubrication 4. Chain box or bearing loose 5. Excessive wear of chain or sprocket 6. Wrong selection of chain type and too big pitch 7. Too small number of sprocket teeth | <ol style="list-style-type: none"> 1. Realignment of sprockets 2. Make suitable adjustment of chain loose side sagging 3. Improve lubrication conditions 4. Fasten chain box or bearing 5. Replace worn chains or sprockets. 6. Reselect chain type and adopt smaller pitch 7. Add chain teeth number or redesign it |
| Chain jumps off from sprocket teeth | <ol style="list-style-type: none"> 1. Chain is very loose which makes the sagging too big. 2. Excessive wear of chain or sprocket 3. Excessive overloading | <ol style="list-style-type: none"> 1. Make suitable tensioning adjustment 2. Replace the chain or sprocket 3. Select high strength chain to avoid overloading |
| The chain can't be taken off from the sprocket. | <ol style="list-style-type: none"> 1. Unalignment of sprocket 2. Excessive wear of sprocket | <ol style="list-style-type: none"> 1. Realignment of sprocket 2. Replace it |
| Dead link of chain | <ol style="list-style-type: none"> 1. Unalignment of sprocket 2. With foreign bodies in chain joints 3. Bad lubrication 4. Too big load 5. The corrosion of chain 6. The interferences between plates or attachments | <ol style="list-style-type: none"> 1. Realignment of sprockets 2. Remove the foreign bodies of joints 3. Improve lubrication conditions 4. Reduce the load or adopt suitable chain 5. Choose anticorrosion chain 6. Check the interferences of chain |

链传动维护保养

Maintenance for roller chain drive

| Failure Symptom | Possible Causes | Actions |
|--|---|--|
| Roller cracked or deformed | <ol style="list-style-type: none"> 1. Too big chain pitch or too small number of sprocket teeth 2. Sprocket teeth have foreign bodies. 3. The chain climbs onto sprocket teeth too high. 4. Excessive chain impact load | <ol style="list-style-type: none"> 1. Select small pitch chain or add sprocket teeth number 2. Remove all the foreign bodies or replace chain 3. Replace the chain and make appropriate tensioning 4. Reduce the impact of chain |
| Pin rotates or plate hole drawn long | <ol style="list-style-type: none"> 1. Chain overloaded | <ol style="list-style-type: none"> 1. Eliminate the overloading causes or adopt large specification chain |
| Pin broken or plate broken along the hole connecting line direction | <ol style="list-style-type: none"> 1. Excessive overloading | <ol style="list-style-type: none"> 1. Eliminate the overloading causes or adopt large specification or higher strength chain; if sprocket failure symptom found, replace it |
| Plates broken  | <ol style="list-style-type: none"> 1. The load above chain dynamic capacity | <ol style="list-style-type: none"> 1. Selecting big pitch chain or reduce dynamic load |
| Excessive side-wear of plates or sprocket teeth | <ol style="list-style-type: none"> 1. Sprocket not coplanar or ending beat severely 2. Bad bearing stiffness of sprocket 3. Severe twist of chain | <ol style="list-style-type: none"> 1. Increase machining and installation precision 2. Increase bearing parts stiffness 3. Replace chain |
| Outer link outside rubbed | <ol style="list-style-type: none"> 1. Chain not tensioned and jump, then to hit adjacent bodies 2. Chain box deformed or with foreign bodies inside | <ol style="list-style-type: none"> 1. Make appropriate chain tensioning 2. Eliminate chain box deformation and remove foreign bodies |
| Pin worn or bush bonded with pin | <ol style="list-style-type: none"> 1. Bad lubrication 2. Chain speed too high or chain overloaded | <ol style="list-style-type: none"> 1. Supply suitable lubrication system 2. Lower the speed or reduce the load |
| Excessive wear of sprocket | <ol style="list-style-type: none"> 1. Bad lubrication 2. Inferior material of sprocket and insufficient teeth surface hardness | <ol style="list-style-type: none"> 1. Improve lubrication conditions 2. Improve sprocket material quality and its teeth surface hardness |
| Locking parts such as spring clip and cotter pin etc. become loose. | <ol style="list-style-type: none"> 1. Chain wobbling heavily 2. Knock with obstructions 3. Locking parts wrong installed | <ol style="list-style-type: none"> 1. Make suitable tensioning or consider adding supporting board for guide plate 2. Remove all obstructions 3. Improve the installation quality of locking parts |



东华链条 为工业发展传递动力

**OUR MISSION:
DRIVING THE DEVELOPMENT OF INDUSTRY**